

Overview of **ATLAS Supersymmetry searches** with 2010 LHC data

Troels C. Petersen

(Niels Bohr Institute, University of Copenhagen)



UNIVERSITY OF
COPENHAGEN

LUNDBECKFONDEN



Outline of presentation

Motivations for searches:

- Why Jets + Missing Transverse Energy (MET)?
- What else to search for?

The ATLAS detector

SUSY searches:

- Jets + MET (0+1 lepton)
(for 2011 update, see talk by **Michael Rammensee**)
- Di-leptons + MET
- Multi-lepton + MET
- $e\mu$ resonance search
- Meta-stable SUSY candidates
(also, see talk by **Simon Owen**)

Conclusions and outlook

All these people...
Looking for me?



Notes on limited warrenty:

I will assume general knowledge of LHC running and ATLAS in general.
Covering broadly (13+ analysis),
I will occasionally be short/undetailed.



SUSY introduction

$$\begin{aligned}
 \mathcal{L}_{GWS} = & \sum_f (\bar{\Psi}_f (i\gamma^\mu \partial_\mu - m_f) \Psi_f - e Q_f \bar{\Psi}_f \gamma^\mu \Psi_f A_\mu) + \\
 & + \frac{g}{\sqrt{2}} \sum_f (\bar{a}_L \gamma^\mu b_L W_\mu^+ + \bar{b}_L \gamma^\mu a_L W_\mu^-) + \frac{g}{2c_w} \sum_f \bar{\Psi}_f \gamma^\mu (I_f^3 - 2s_w^2 Q_f - I_f^3 \gamma_5) \Psi_f Z_\mu + \\
 & - \frac{1}{4} |\partial_\mu A_\nu - \partial_\nu A_\mu + ie(W_\mu^- W_\nu^+ - W_\mu^+ W_\nu^-)|^2 - \frac{1}{2} |\partial_\mu W_\nu^+ - \partial_\nu W_\mu^+ + \\
 & - ie(W_\mu^+ A_\nu - W_\nu^+ A_\mu)|^2 + 2g c_w (W_\mu^+ Z_\nu - W_\nu^+ Z_\mu)^2 + \\
 & - \frac{1}{4} |\partial_\mu Z_\nu - \partial_\nu Z_\mu + ig' c_w (W_\mu^- W_\nu^+ - W_\mu^+ W_\nu^-)|^2 + \\
 & \frac{1}{2} M_\eta^2 \eta^2 - \frac{g M_\eta^2}{8 M_W} \eta^3 - \frac{g'^2 M_\eta^2}{32 M_W} \eta^4 + |M_W W_\nu^+ + \frac{g}{2} \eta W_\mu^+|^2 + \\
 & + \frac{1}{2} |\partial_\mu \eta + i M_Z Z_\mu + \frac{ig}{2c_w} \eta Z_\mu|^2 - \sum_f \frac{g}{2 M_W} \frac{m_f}{M_W} \bar{\Psi}_f \Psi_f \eta
 \end{aligned}$$

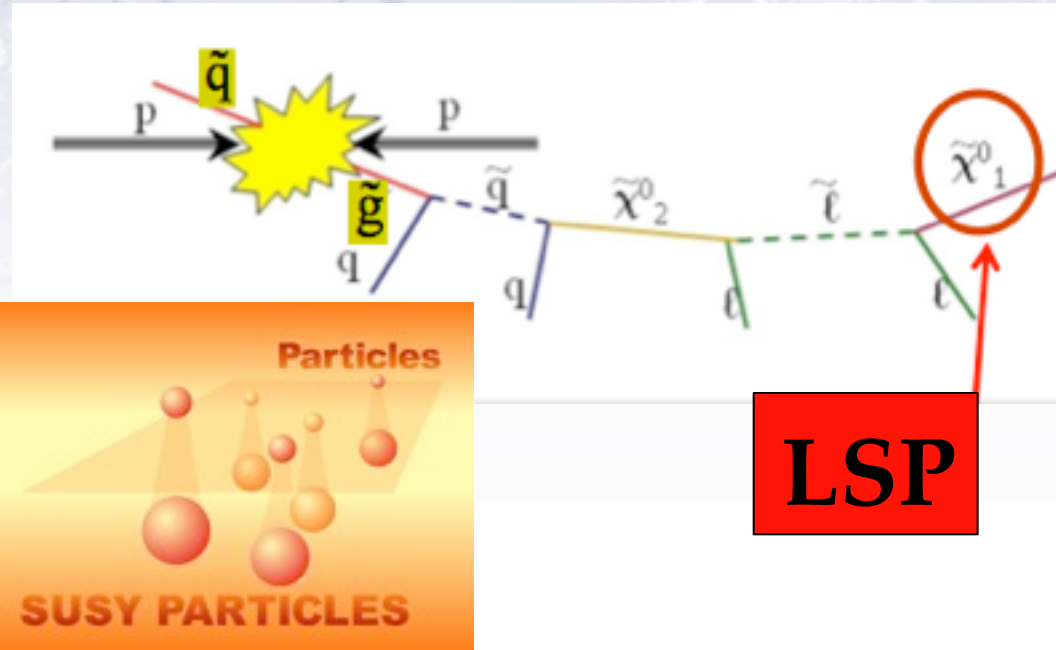
Super Symmetry (SUSY) shortly

SUSY postulates “superpartners”
to each SM particle and R-parity:

$$R = (-1)^{2j+3B+L}$$

If R-parity is conserved, SUSY
particles are pair produced.

Unknown mass hierarchy
determines decay chains and
(possibly long) lifetimes...



This forces SUSY searches to be broad!

So where to start?

- Gluinos and squarks couple strongly \Rightarrow dominant SUSY production at LHC.
- Lightest SUSY Particle (LSP) creates Missing E_T (MET).
- Assumptions simplify \Rightarrow From 100+ SUSY parameters to “a few”.

The ATLAS detector

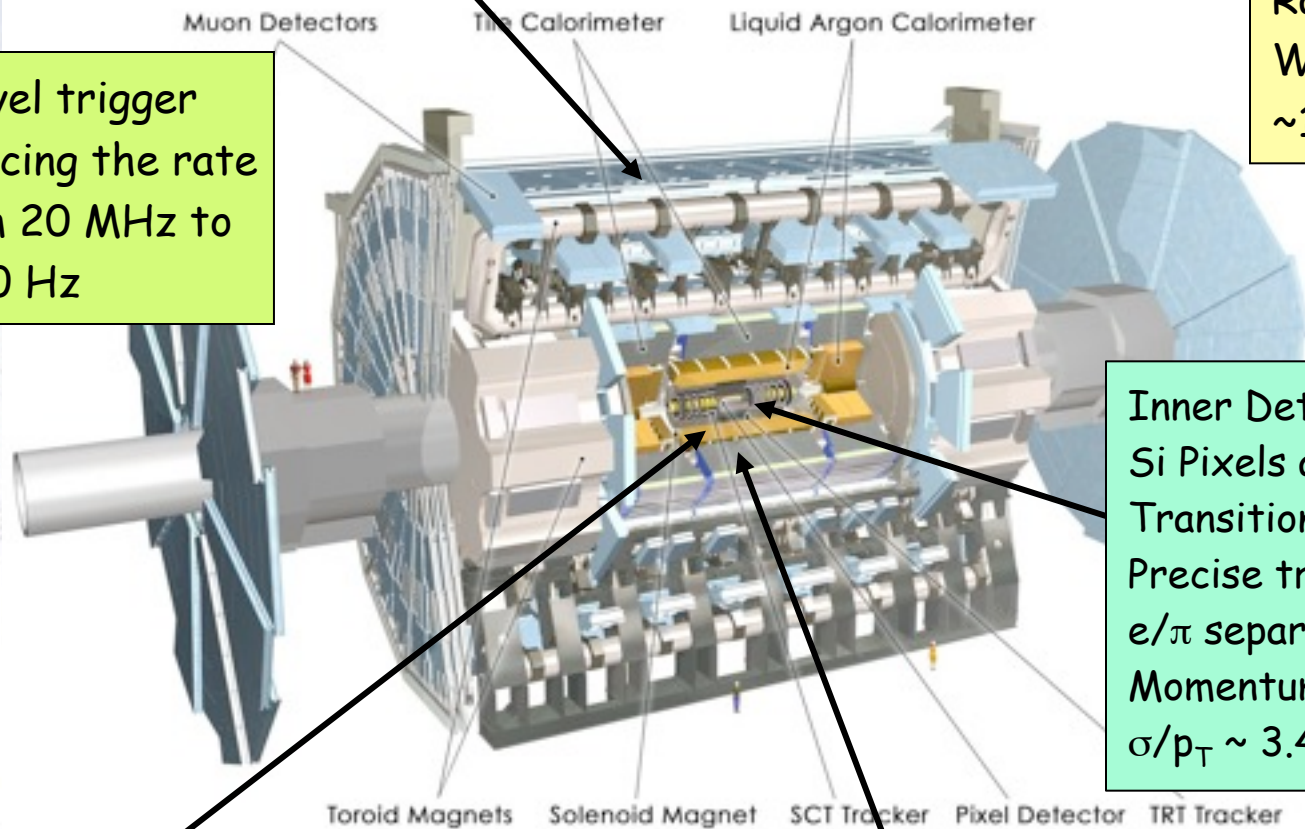
$$\begin{aligned}
 \mathcal{L}_{\text{GWS}} = & \sum_f (\bar{\Psi}_f (i\gamma^\mu \partial_\mu - m_f) \Psi_f - e Q_f \bar{\Psi}_f \gamma^\mu \Psi_f A_\mu) + \\
 & + \frac{g}{\sqrt{2}} \sum_f (\bar{a}_L \gamma^\mu b_L W_\mu^+ + \bar{b}_L \gamma^\mu a_L W_\mu^-) + \frac{g}{2c_w} \sum_f \bar{\Psi}_f \gamma^\mu (I_f^3 - 2s_w^2 Q_f - I_f^3 \gamma_5) \Psi_f Z_\mu + \\
 & - \frac{1}{4} |\partial_\mu A_\nu - \partial_\nu A_\mu + ie(W_\mu^- W_\nu^+ - W_\mu^+ W_\nu^-)|^2 - \frac{1}{2} |\partial_\mu W_\nu^+ - \partial_\nu W_\mu^+ + \\
 & - ie(W_\mu^+ A_\nu - W_\nu^+ A_\mu)|^2 + ig c_w (W_\mu^+ Z_\nu - W_\nu^+ Z_\mu)^2 + \\
 & - \frac{1}{4} |\partial_\mu Z_\nu - \partial_\nu Z_\mu + ig' c_w (W_\mu^- W_\nu^+ - W_\mu^+ W_\nu^-)|^2 + \\
 & \prod_f \left[\frac{1}{2} M_\eta^2 \eta^2 - \frac{g M_\eta^2}{8 M_W} \eta^3 - \frac{g'^2 M_\eta^2}{32 M_W} \eta^4 + |M_W W_\nu^+ + \frac{g}{2} \eta W_\mu^+|^2 + \right. \\
 & \left. + \frac{1}{2} |\partial_\mu \eta + i M_Z Z_\mu + \frac{ig}{2c_w} \eta Z_\mu|^2 - \sum_f \frac{g}{2 M_W} \frac{m_f}{M_W} \bar{\Psi}_f \Psi_f \eta \right]
 \end{aligned}$$

Muon Spectrometer ($|\eta| < 2.7$): air-core toroids with gas-based chambers
Muon trigger and measurement with momentum resolution $< 10\%$ up to $E_\mu \sim \text{TeV}$

Length : $\sim 46 \text{ m}$
Radius : $\sim 12 \text{ m}$
Weight : $\sim 7000 \text{ tons}$
 $\sim 10^8$ electronic channels

3-level trigger
reducing the rate
from 20 MHz to
 $\sim 200 \text{ Hz}$

Inner Detector ($|\eta| < 2.5, B=2\text{T}$):
Si Pixels and strips (SCT) +
Transition Radiation straws
Precise tracking and vertexing,
 e/π separation (TRT).
Momentum resolution:
 $\sigma/p_T \sim 3.4 \times 10^{-4} p_T (\text{GeV}) \oplus 0.015$



EM calorimeter: Pb-LAr Accordion
 e/γ trigger, identification and measurement
E-resolution: $\sim 1\%$ at 100 GeV, 0.5% at 1 TeV

HAD calorimetry ($|\eta| < 5$): segmentation, hermeticity
Tilecal Fe/scintillator (central), Cu/W-LAr (fwd)
Trigger and measurement of jets and missing E_T
E-resolution: $\sigma/E \sim 50\%/\sqrt{E} \oplus 0.03$

ATLAS SUSY searches

$$\mathcal{L}_{GWS} = \sum_f (\bar{\Psi}_f (i\gamma^\mu \partial_\mu - m_f) \Psi_f - e Q_f \bar{\Psi}_f \gamma^\mu \Psi_f A_\mu) +$$

$$+ \frac{g}{\sqrt{2}} \sum_L (\bar{a}_L \gamma^\mu b_L W_\mu^+ + \bar{b}_L \gamma^\mu a_L W_\mu^-) + \frac{g}{2c_w} \sum_f \bar{\Psi}_f \gamma^\mu (I_f^3 - 2s_w^2 Q_f - I_f^3 \gamma_5) \Psi_f Z_\mu +$$

$$- \frac{1}{4} |\partial_\mu A_\nu - \partial_\nu A_\mu + ie(W_\mu^- W_\nu^+ - W_\mu^+ W_\nu^-)|^2 - \frac{1}{2} |\partial_\mu W_\nu^+ - \partial_\nu W_\mu^+ +$$

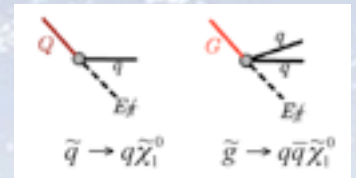
$$- ie(W_\mu^+ A_\nu - W_\nu^+ A_\mu)|^2 + ig c_w (W_\mu^+ Z_\nu - W_\nu^+ Z_\mu)^2 +$$

$$- \frac{1}{4} |\partial_\mu Z_\nu - \partial_\nu Z_\mu + ig' c_w (W_\mu^- W_\nu^+ - W_\mu^+ W_\nu^-)|^2 +$$

$$\prod_f \frac{1}{2} M_f^2 \eta^2 - \frac{g M_\eta^2}{8 M_W} \eta^3 - \frac{g'^2 M_\eta^2}{32 M_W} \eta^4 + |M_W W_\nu^+ + \frac{g}{2} \eta W_\mu^+|^2 +$$

$$+ \frac{1}{2} |\partial_\mu \eta + i M_Z Z_\mu + \frac{ig}{2c_w} \eta Z_\mu|^2 - \sum_f \frac{g}{2 M_W} \frac{m_f}{M_W} \bar{\Psi}_f \Psi_f \eta$$

Jets + MET



To maximize $(m_{\tilde{g}}, m_{\tilde{q}})$ coverage, ATLAS defines 4 signal regions:

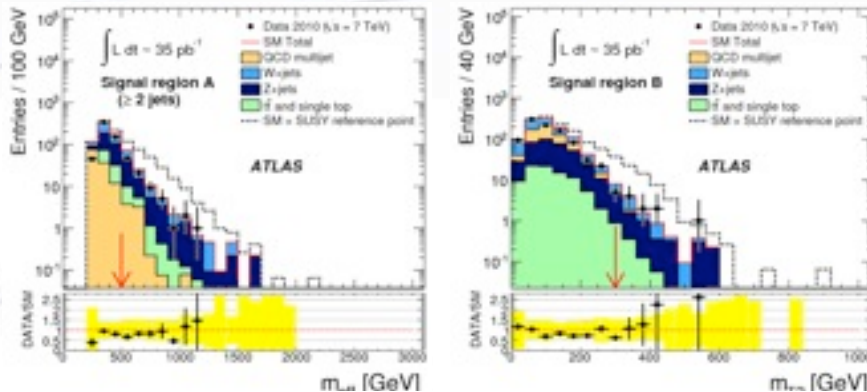
A: Light squark pairs.

B: Heavy squark pairs.

C: Gluino pairs.

D: Squark+gluino production.

	A	B	C	D	
Pre-selection	Number of required jets	≥ 2	≥ 2	≥ 3	≥ 3
	Leading jet p_T [GeV]	> 120	> 120	> 120	> 120
	Other jet(s) p_T [GeV]	> 40	> 40	> 40	> 40
	E_T^{miss} [GeV]	> 100	> 100	> 100	> 100
Final selection	$\Delta\phi(\text{jet}, \vec{P}_T^{\text{miss}})_{\text{min}}$	> 0.4	> 0.4	> 0.4	> 0.4
	$E_T^{\text{miss}} / m_{\text{eff}}$	> 0.3	–	> 0.25	> 0.25
	m_{eff} [GeV]	> 500	–	> 500	> 1000
	m_{T2} [GeV]	–	> 300	–	–



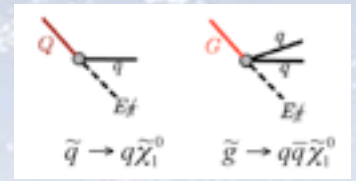
$$m_{\text{eff}} \equiv \sum_{i=1}^n |\mathbf{p}_T^{(i)}| + E_T^{\text{miss}}$$

$$m_{T2}(\mathbf{p}_T^{(1)}, \mathbf{p}_T^{(2)}, \mathbf{p}_T) \equiv \min_{\mathbf{q}_T^{(1)}, \mathbf{q}_T^{(2)} = \vec{E}_T^{\text{miss}}} \left(\max(m_T(\mathbf{p}_T^{(1)}, \mathbf{q}_T^{(1)}), m_T(\mathbf{p}_T^{(2)}, \mathbf{q}_T^{(2)})) \right)$$

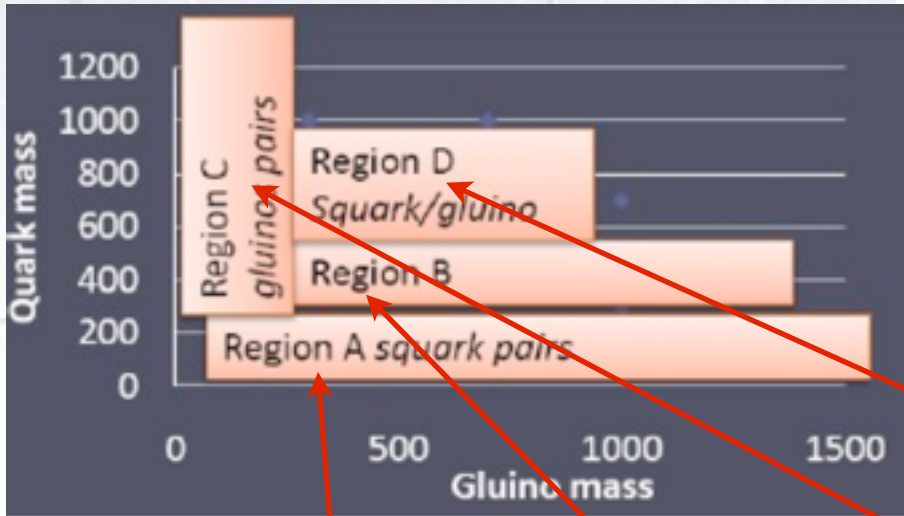
Events w. leptons ($p_T > 10$ GeV) are discarded.

	Signal region A	Signal region B	Signal region C	Signal region D
QCD	$7^{+8}_{-7}[\text{u+j}]$	$0.6^{+0.7}_{-0.6}[\text{u+j}]$	$9^{+10}_{-9}[\text{u+j}]$	$0.2^{+0.4}_{-0.2}[\text{u+j}]$
W+jets	$50 \pm 11[\text{u}]^{+14}_{-10}[\text{j}] \pm 5[\mathcal{L}]$	$4.4 \pm 3.2[\text{u}]^{+1.5}_{-0.8}[\text{j}] \pm 0.5[\mathcal{L}]$	$35 \pm 9[\text{u}]^{+10}_{-8}[\text{j}] \pm 4[\mathcal{L}]$	$1.1 \pm 0.7[\text{u}]^{+0.6}_{-0.3}[\text{j}] \pm 0.1[\mathcal{L}]$
Z+jets	$52 \pm 21[\text{u}]^{+15}_{-11}[\text{j}] \pm 6[\mathcal{L}]$	$4.1 \pm 2.9[\text{u}]^{+2.1}_{-0.8}[\text{j}] \pm 0.5[\mathcal{L}]$	$27 \pm 12[\text{u}]^{+10}_{-6}[\text{j}] \pm 3[\mathcal{L}]$	$0.8 \pm 0.7[\text{u}]^{+0.6}_{-0.0}[\text{j}] \pm 0.1[\mathcal{L}]$
$t\bar{t}$ and t	$10 \pm 0[\text{u}]^{+3}_{-2}[\text{j}] \pm 1[\mathcal{L}]$	$0.9 \pm 0.1[\text{u}]^{+0.4}_{-0.3}[\text{j}] \pm 0.1[\mathcal{L}]$	$17 \pm 1[\text{u}]^{+6}_{-4}[\text{j}] \pm 2[\mathcal{L}]$	$0.3 \pm 0.1[\text{u}]^{+0.2}_{-0.1}[\text{j}] \pm 0.0[\mathcal{L}]$
Total SM	$118 \pm 25[\text{u}]^{+32}_{-23}[\text{j}] \pm 12[\mathcal{L}]$	$10.0 \pm 4.3[\text{u}]^{+4.0}_{-1.9}[\text{j}] \pm 1.0[\mathcal{L}]$	$88 \pm 18[\text{u}]^{+26}_{-18}[\text{j}] \pm 9[\mathcal{L}]$	$2.5 \pm 1.0[\text{u}]^{+1.0}_{-0.4}[\text{j}] \pm 0.2[\mathcal{L}]$
Data	87	11	66	2

Jets + MET



To maximize $(m_{\tilde{g}}, m_{\tilde{q}})$ coverage, ATLAS defines 4 signal regions:



(figure: S. Caron)

	A	B	C	D
Pre-selection				
Number of required jets	≥ 2	≥ 2	≥ 3	≥ 3
Leading jet p_T [GeV]	> 120	> 120	> 120	> 120
Other jet(s) p_T [GeV]	> 40	> 40	> 40	> 40
E_T^{miss} [GeV]	> 100	> 100	> 100	> 100
Final selection				
$\Delta\phi(\text{jet}, \vec{P}_T^{\text{miss}})_{\text{min}}$	> 0.4	> 0.4	> 0.4	> 0.4
$E_T^{\text{miss}}/m_{\text{eff}}$	> 0.3	-	> 0.25	> 0.25
m_{eff} [GeV]	> 500	-	> 500	> 1000
m_{T2} [GeV]	-	> 300	-	-

$$m_{\text{eff}} \equiv \sum_{i=1}^n |\mathbf{p}_T^{(i)}| + E_T^{\text{miss}}$$

$$m_{T2}(\mathbf{p}_T^{(1)}, \mathbf{p}_T^{(2)}, \mathbf{p}_T) \equiv \min_{\mathbf{q}_T^{(1)}, \mathbf{q}_T^{(2)} = \vec{E}_T^{\text{miss}}} \left(\max(m_{T2}(\mathbf{p}_T^{(1)}, \mathbf{q}_T^{(1)}), m_{T2}(\mathbf{p}_T^{(2)}, \mathbf{q}_T^{(2)})) \right)$$

Events w. leptons ($p_T > 10$ GeV) are discarded.

	Signal region A	Signal region B	Signal region C	Signal region D
QCD	$7^{+8}_{-7}[\text{u+j}]$	$0.6^{+0.7}_{-0.6}[\text{u+j}]$	$9^{+10}_{-9}[\text{u+j}]$	$0.2^{+0.4}_{-0.2}[\text{u+j}]$
W+jets	$50 \pm 11[\text{u}]^{+14}_{-10}[\text{j}] \pm 5[\mathcal{L}]$	$4.4 \pm 3.2[\text{u}]^{+1.5}_{-0.8}[\text{j}] \pm 0.5[\mathcal{L}]$	$35 \pm 9[\text{u}]^{+10}_{-8}[\text{j}] \pm 4[\mathcal{L}]$	$1.1 \pm 0.7[\text{u}]^{+0.2}_{-0.3}[\text{j}] \pm 0.1[\mathcal{L}]$
Z+jets	$52 \pm 21[\text{u}]^{+15}_{-11}[\text{j}] \pm 6[\mathcal{L}]$	$4.1 \pm 2.9[\text{u}]^{+2.1}_{-0.8}[\text{j}] \pm 0.5[\mathcal{L}]$	$27 \pm 12[\text{u}]^{+10}_{-6}[\text{j}] \pm 3[\mathcal{L}]$	$0.8 \pm 0.7[\text{u}]^{+0.6}_{-0.0}[\text{j}] \pm 0.1[\mathcal{L}]$
$t\bar{t}$ and t	$10 \pm 0[\text{u}]^{+3}_{-2}[\text{j}] \pm 1[\mathcal{L}]$	$0.9 \pm 0.1[\text{u}]^{+0.4}_{-0.3}[\text{j}] \pm 0.1[\mathcal{L}]$	$17 \pm 1[\text{u}]^{+6}_{-4}[\text{j}] \pm 2[\mathcal{L}]$	$0.3 \pm 0.1[\text{u}]^{+0.2}_{-0.1}[\text{j}] \pm 0.0[\mathcal{L}]$
Total SM	$118 \pm 25[\text{u}]^{+32}_{-23}[\text{j}] \pm 12[\mathcal{L}]$	$10.0 \pm 4.3[\text{u}]^{+4.0}_{-1.9}[\text{j}] \pm 1.0[\mathcal{L}]$	$88 \pm 18[\text{u}]^{+26}_{-18}[\text{j}] \pm 9[\mathcal{L}]$	$2.5 \pm 1.0[\text{u}]^{+1.0}_{-0.4}[\text{j}] \pm 0.2[\mathcal{L}]$
Data	87	11	66	2

Jets + MET

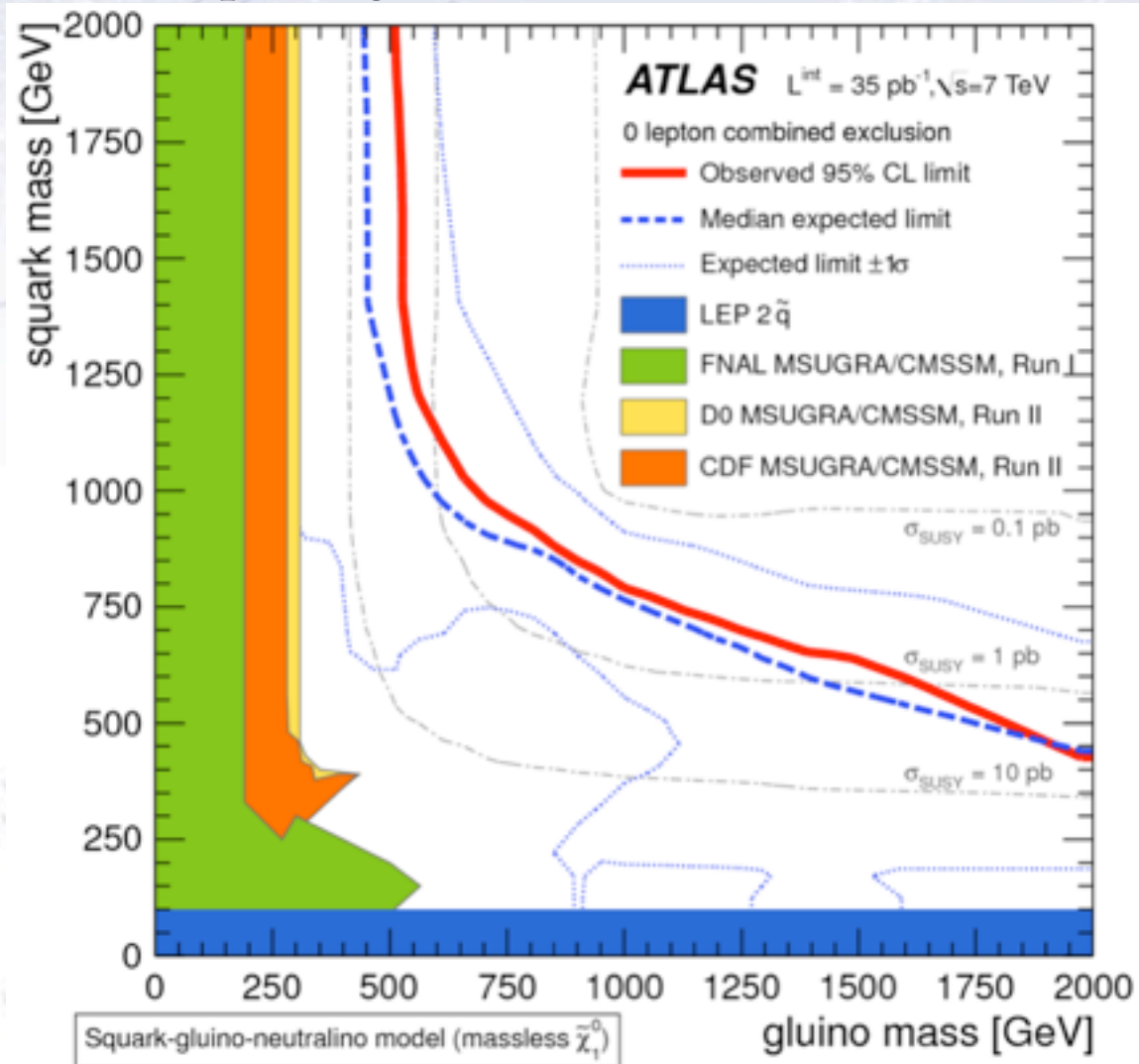
Using a simplified MSSM model (2 squark gen. and massless neutralino) limits can be set as shown.

First conclusions:

- SUSY not seen.
- Limits extend quite far beyond earlier limits.
- If taken literally, SUSY “does not like color”!

However, this is still at low luminosity.

For 2011 update, see talk of Michael Rammensee.



arXiv:1

Example of jets + MET event

Using a
limits ca

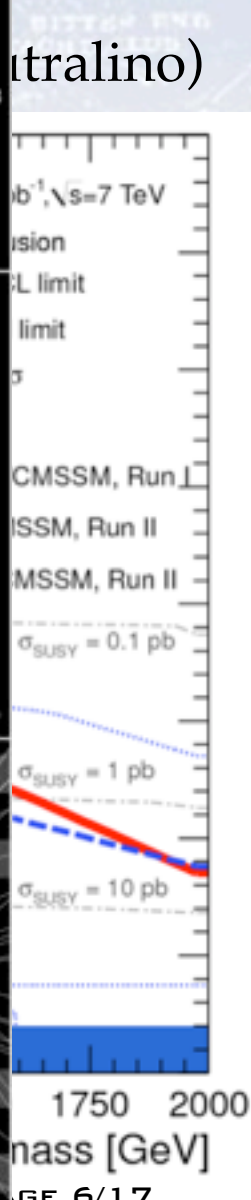

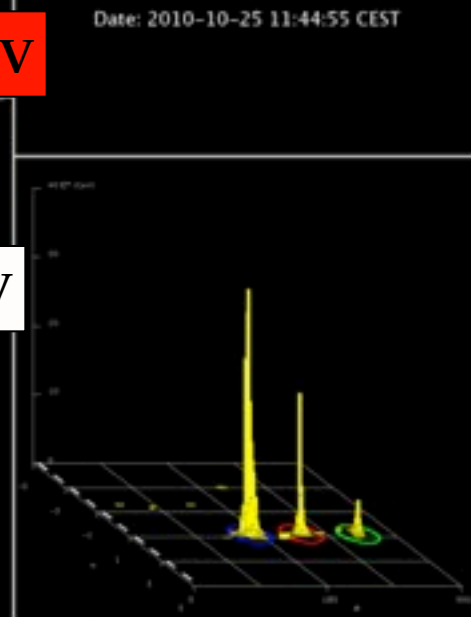
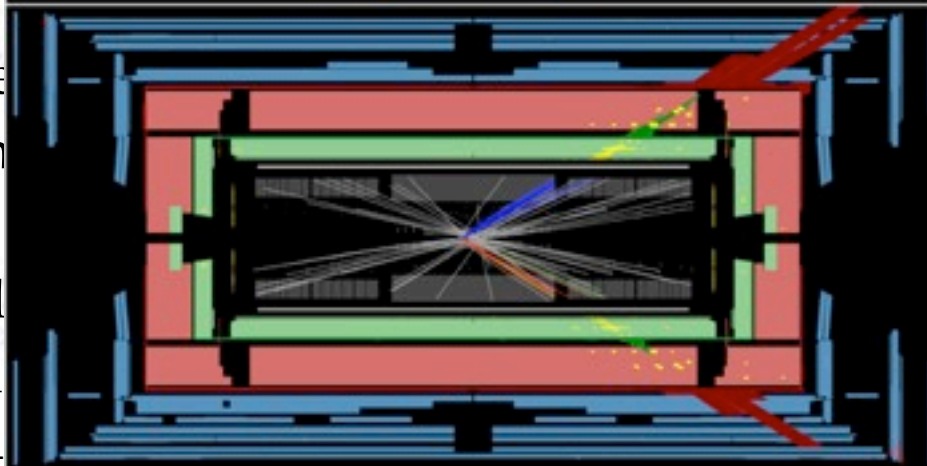
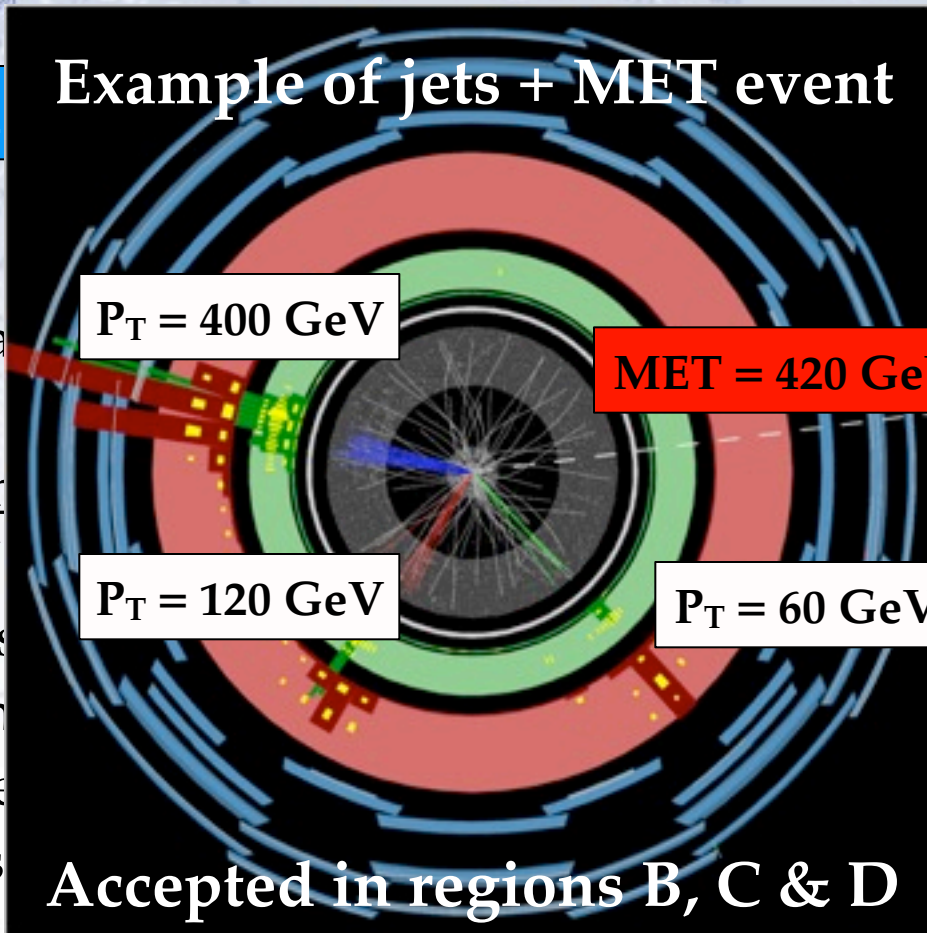
First cor

- SUSY
- Limits beyond
- If take "does

Howeve
low lum

For 2011
Michael

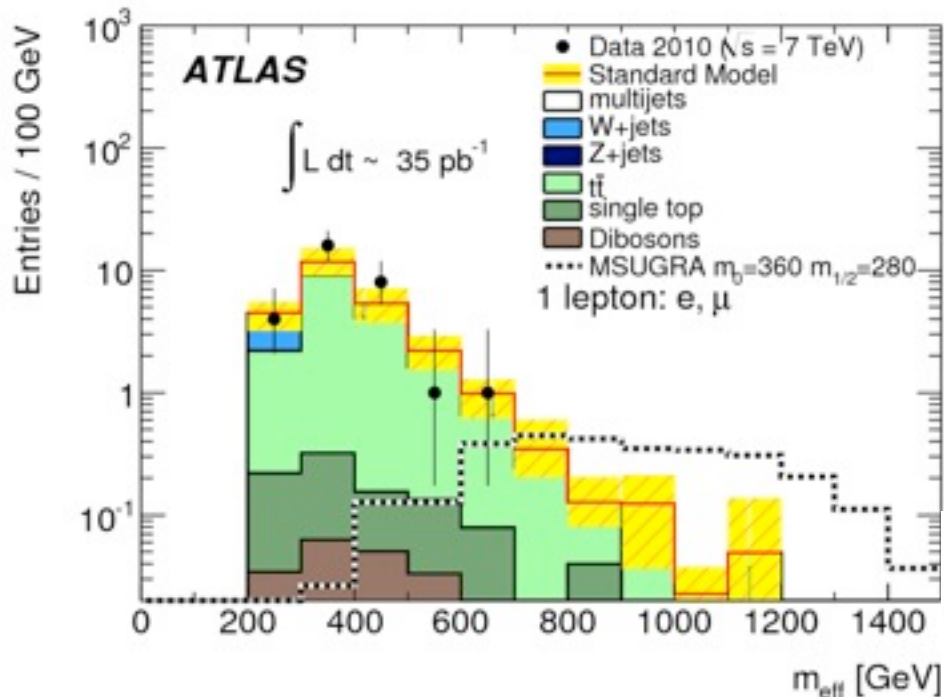
TROELS PET



Including a lepton...

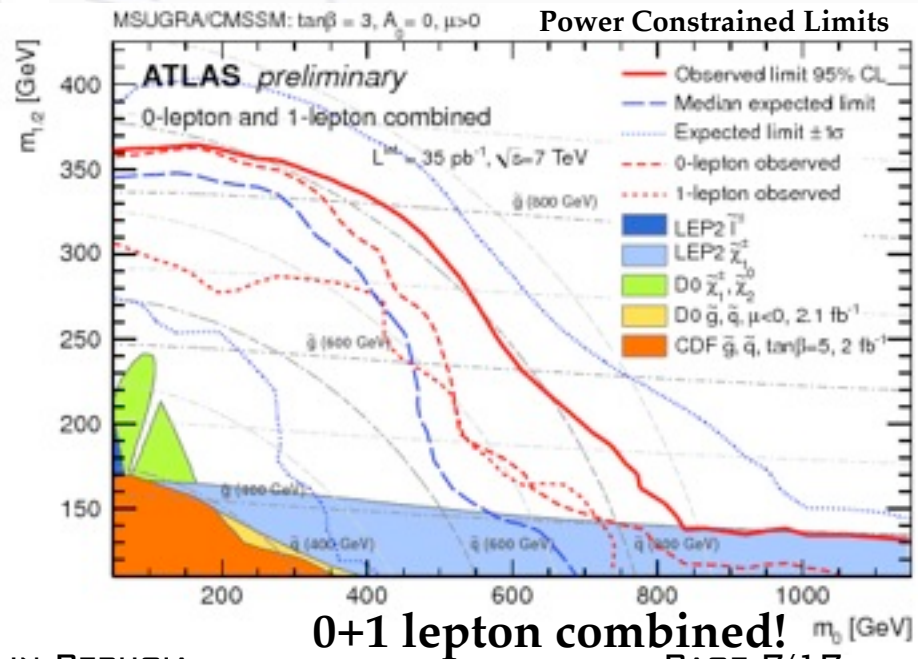
Including a lepton in the event selection (higher trigger eff.):

- e or μ ($p_T > 20$ GeV)
- ≥ 3 jets ($p_T > 60, 30, 30$ GeV)
- MET > 125 GeV
- $M_{\text{eff}} > 500$ GeV



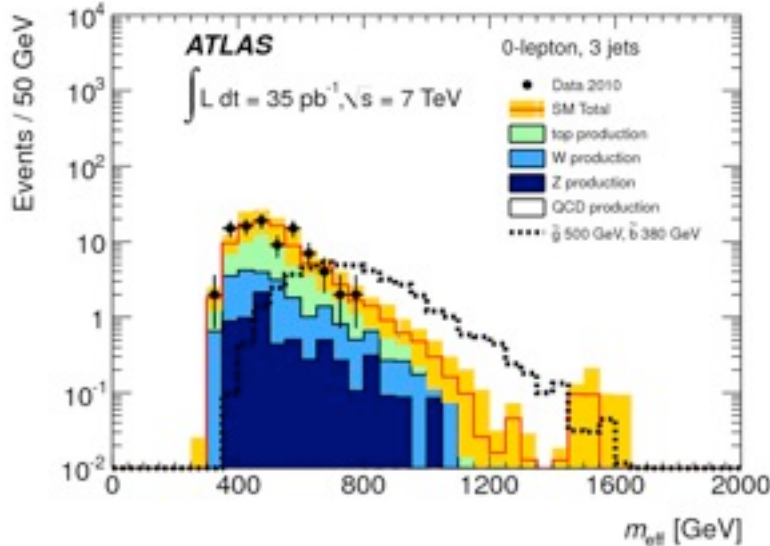
The limits COMBINED with previous analysis (jets + MET) are shown.

Combination improves limits at large m_0 (and low $m_{1/2}$).



b-jets + MET (+ 1 lepton)

Effective mass (m_{eff}):

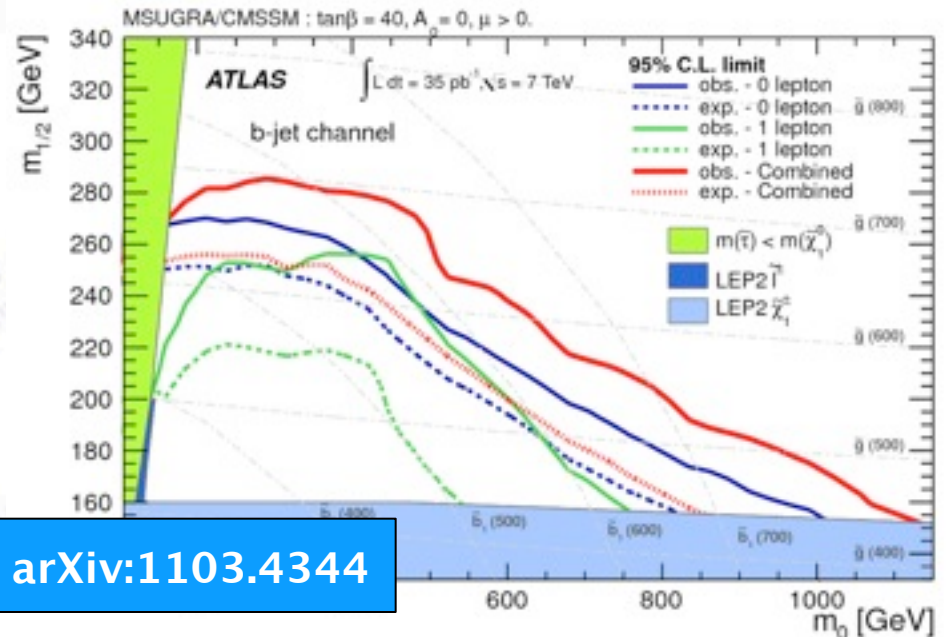
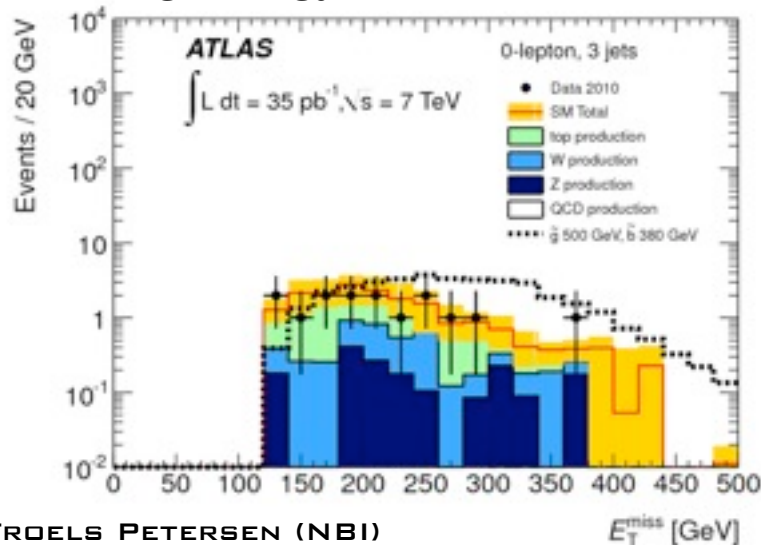


If heavy flavors are SUSY favorites:

- ≥ 3 jets ($p_T > 120, 30, 30 \text{ GeV}$) and ≥ 1 b-tag.
- m_{eff} & MET define signal region.

	0-lepton	1-lepton Monte Carlo	1-lepton data-driven
$t\bar{t}$ and single top	12.2 ± 5.0	12.3 ± 4.0	14.7 ± 3.7
W and Z	6.0 ± 2.0	0.8 ± 0.4	-
QCD	1.4 ± 1.0	0.4 ± 0.4	$0^{+0.4}_{-0.0}$
Total SM	19.6 ± 6.9	13.5 ± 4.1	14.7 ± 3.7
Data	15	9	9

Missing energy ($m_{\text{eff}} > 600 \text{ GeV}$):

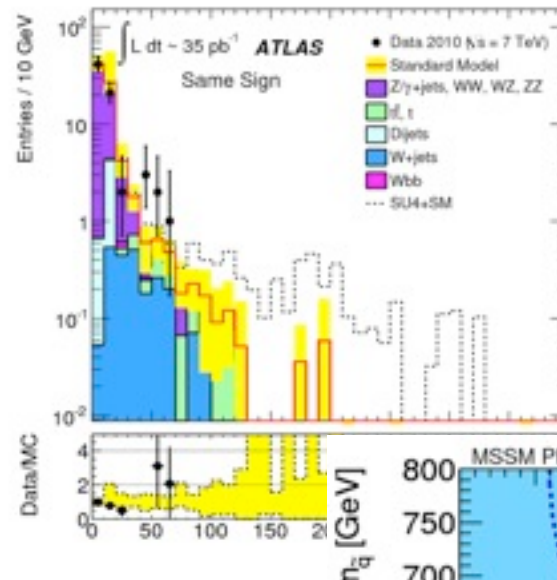
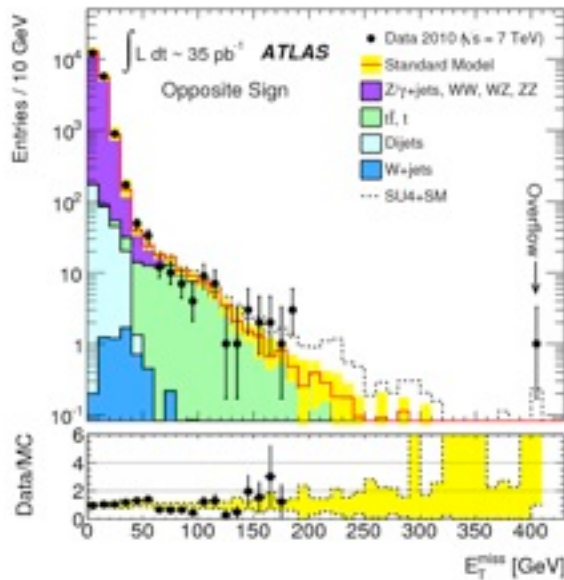


arXiv:1103.4344

Di-lepton + MET

Search with same and opposite charge leptons (e & μ).

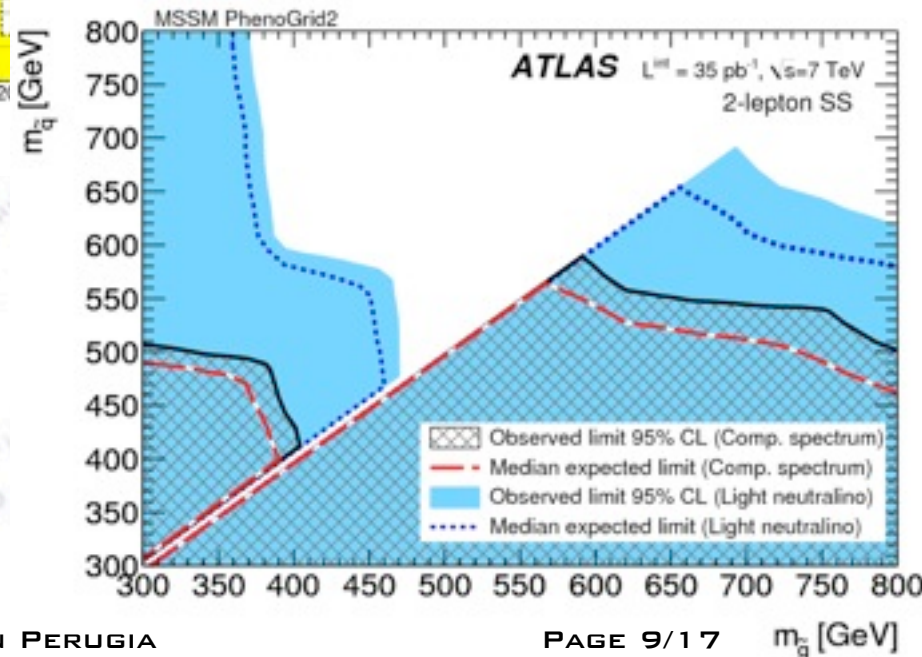
arXiv:1103.6214
(arXiv:1103.6208)



Note:
Large difference in
SS and OS statistics.
In OS, tail is $t\bar{t}$!!!

Other analysis uses different flavor combination as control channel.

Limits obtained depend on SUSY mass hierarchy, but are in the range: $m(\text{squark}) > 450\text{-}690 \text{ GeV}$.



Multi-lepton + MET

If **gauginos/neutralinos** are abundant, then one should see many leptons:

- ≥ 3 e/μ ($p_T > 20, 20, 20/10$ GeV).
- Two jets ($p_T > 50$ GeV).
- MET (> 50 GeV).
- SFOS: $m(l\bar{l}) > 20$ GeV and Z-veto.
(SFOS: Same Flavor Opposite Sign)

Before MET, jet, and inv. mass cuts:

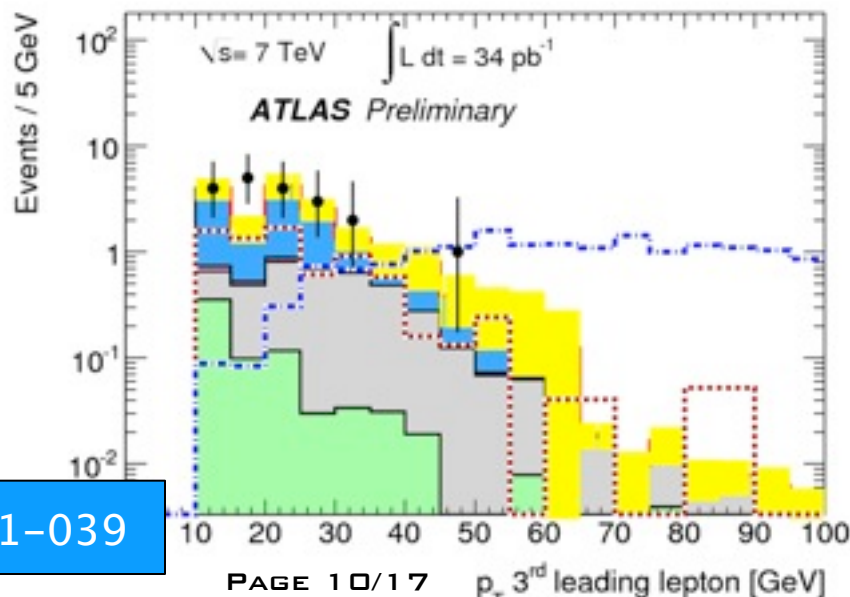
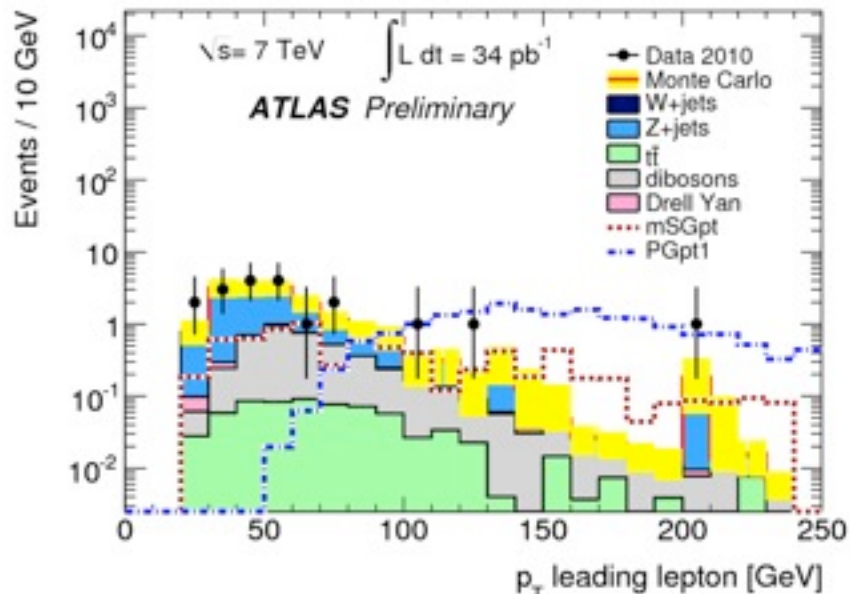
- 3-lepton events: **19** (SM: 16.6 ± 1.3).
- 4-lepton events: **0**

After cuts, SM ($t\bar{t}$) events expected:

$$0.109 \pm 0.023 \text{ (stat)}^{+0.036}_{-0.025} \text{ (syst)}$$

None are observed!

ATLAS-CONF-2011-039

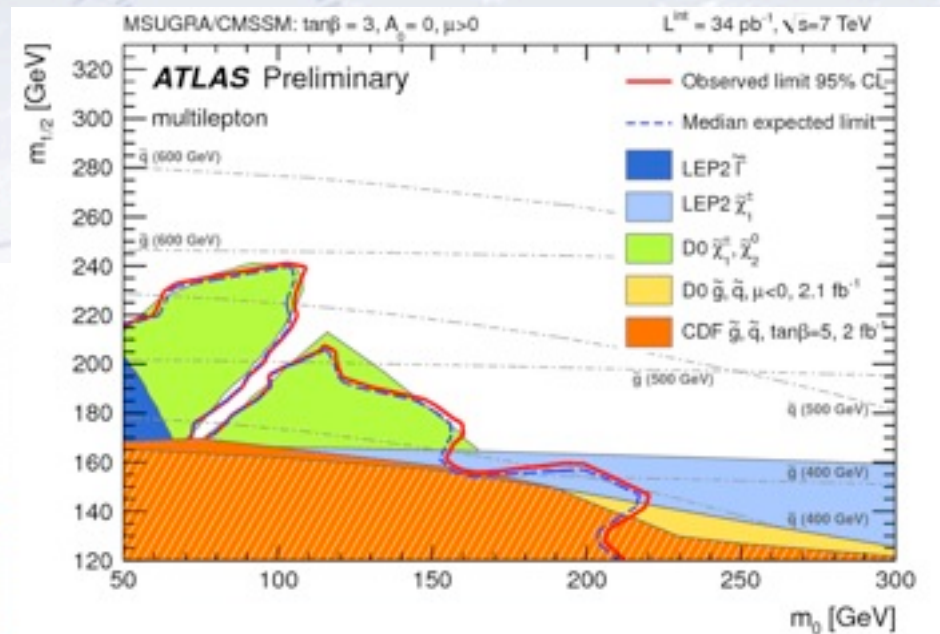
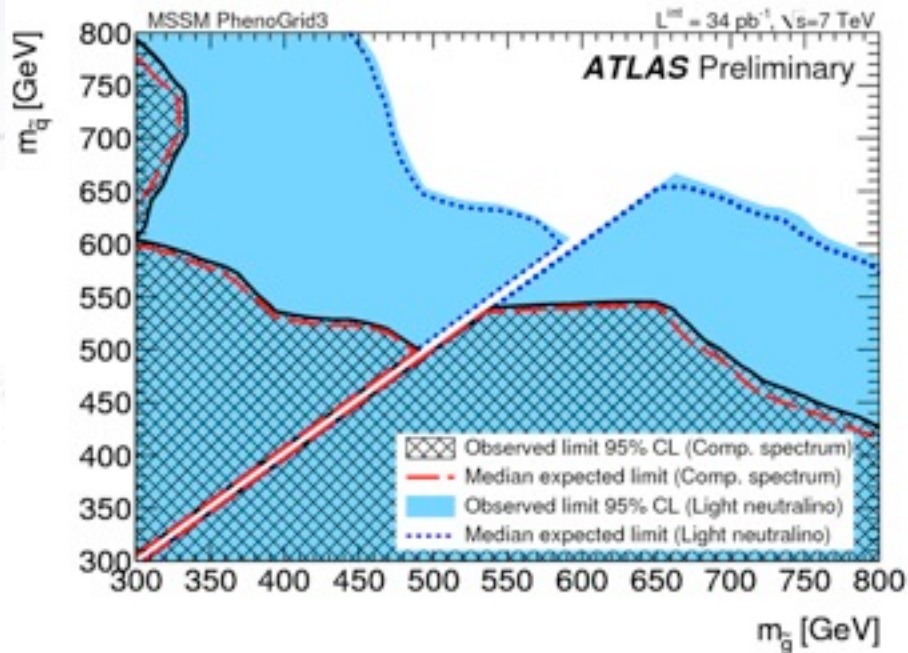


Multi-lepton + MET

This result has two interpretations, either MSUGRA or MSSM-Grid.

MSUGRA interpretation:

Generally, mass limits are low.
Close to those from Tevatron.



MSSM-Grid interpretation:

Assuming $m_{\text{gluino}} = m_{\text{squark}} + 10 \text{ GeV}$
the squark mass limit become:

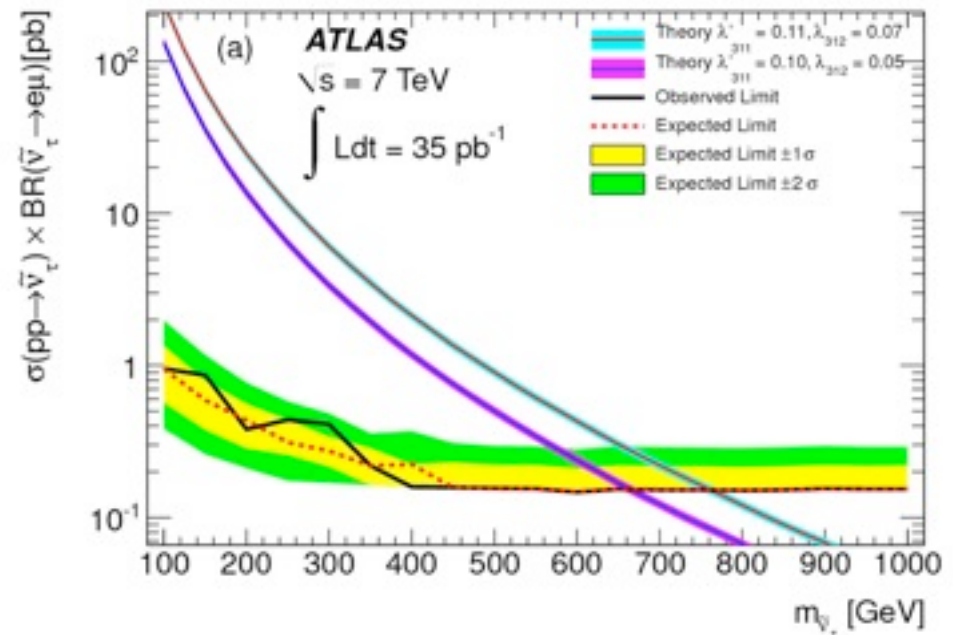
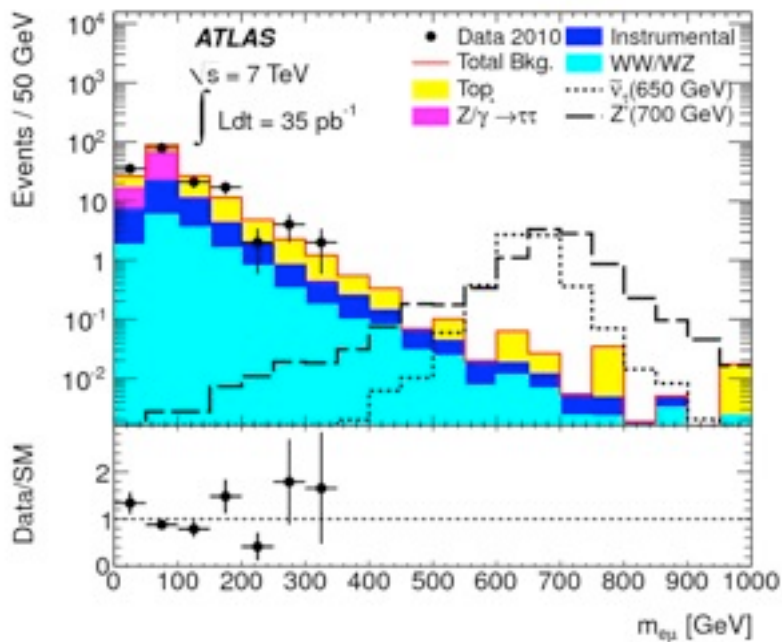
540 GeV ("compressed spectrum")
670 GeV ("light neutralino")

$e\mu$ resonance search

(e.g. R-parity violating $\tilde{\nu}_\tau \rightarrow e\mu$)

arXiv:1103.5559

This is a fabulous dream channel! Looking for a peak in clean events!!



Lepton requirement:
 $p_T > 20$ GeV + isolation

Limit:
 $m(\tilde{\nu}_\tau) < 750$ GeV

Stable particle searches

$$\begin{aligned}
 \mathcal{L}_{GWS} = & \sum_f (\bar{\Psi}_f (i\gamma^\mu \partial_\mu - m_f) \Psi_f - e Q_f \bar{\Psi}_f \gamma^\mu \Psi_f A_\mu) + \\
 & + \frac{g}{\sqrt{2}} \sum_f (\bar{a}_L \gamma^\mu b_L W_\mu^+ + \bar{b}_L \gamma^\mu a_L W_\mu^-) + \frac{g}{2c_w} \sum_f \bar{\Psi}_f \gamma^\mu (I_f^3 - 2s_w^2 Q_f - I_f^3 \gamma_5) \Psi_f Z_\mu + \\
 & - \frac{1}{4} |\partial_\mu A_\nu - \partial_\nu A_\mu + ie(W_\mu^- W_\nu^+ - W_\mu^+ W_\nu^-)|^2 - \frac{1}{2} |\partial_\mu W_\nu^+ - \partial_\nu W_\mu^+ + \\
 & - ie(W_\mu^+ A_\nu - W_\nu^+ A_\mu)|^2 + 2g c_w (W_\mu^+ Z_\nu - W_\nu^+ Z_\mu)^2 + \\
 & - \frac{1}{4} |\partial_\mu Z_\nu - \partial_\nu Z_\mu + ig' c_w (W_\mu^- W_\nu^+ - W_\mu^+ W_\nu^-)|^2 + \\
 & \frac{1}{2} M_\eta^2 \eta^2 - \frac{g M_\eta^2}{8 M_W} \eta^3 - \frac{g'^2 M_\eta^2}{32 M_W} \eta^4 + |M_W W_\nu^+ + \frac{g}{2} \eta W_\mu^+|^2 + \\
 & + \frac{1}{2} |\partial_\mu \eta + i M_Z Z_\mu + \frac{ig}{2c_w} \eta Z_\mu|^2 - \sum_f \frac{g}{2 M_W} \frac{m_f}{M_W} \bar{\Psi}_f \Psi_f \eta
 \end{aligned}$$

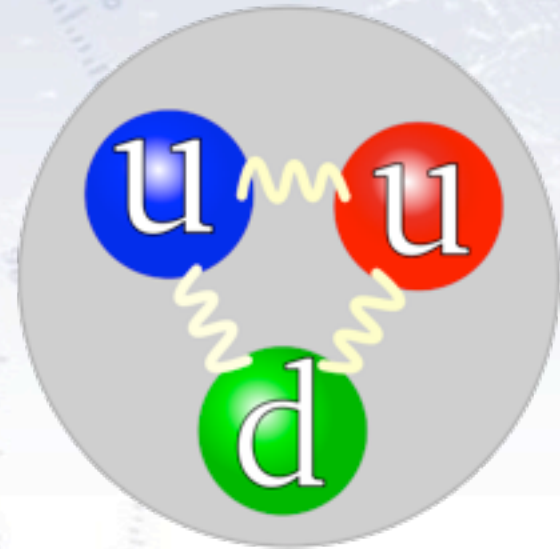
Motivation and theory

Stable Massive Particles (SMPs) are predicted in most SUSY scenarios ([hep-ph/0611040](#)).

For gluinos and squarks consider a hadron, with a gluon or quark SUSY exchanged (R-hadron).

Generally, only the quarks and gluons interact with detector.

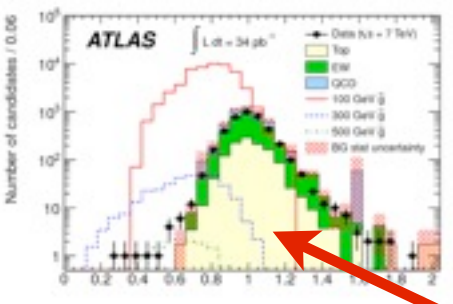
Hadronic scattering can lead to different event topologies (e.g. change of charge!).



Scenario	Possible signatures
Stop	Mostly muon-like
Sbottom	Mostly neutral in muon system
Gluino	Possibly muon-like
	Mostly neutral in muon system

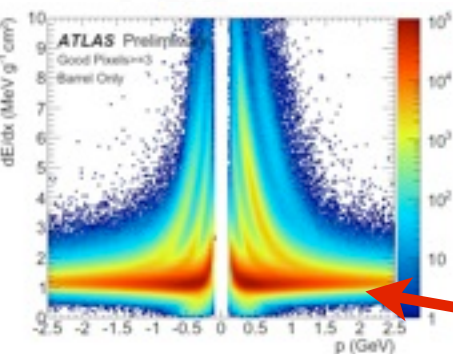
Stable heavy particles in a detector

Tile:

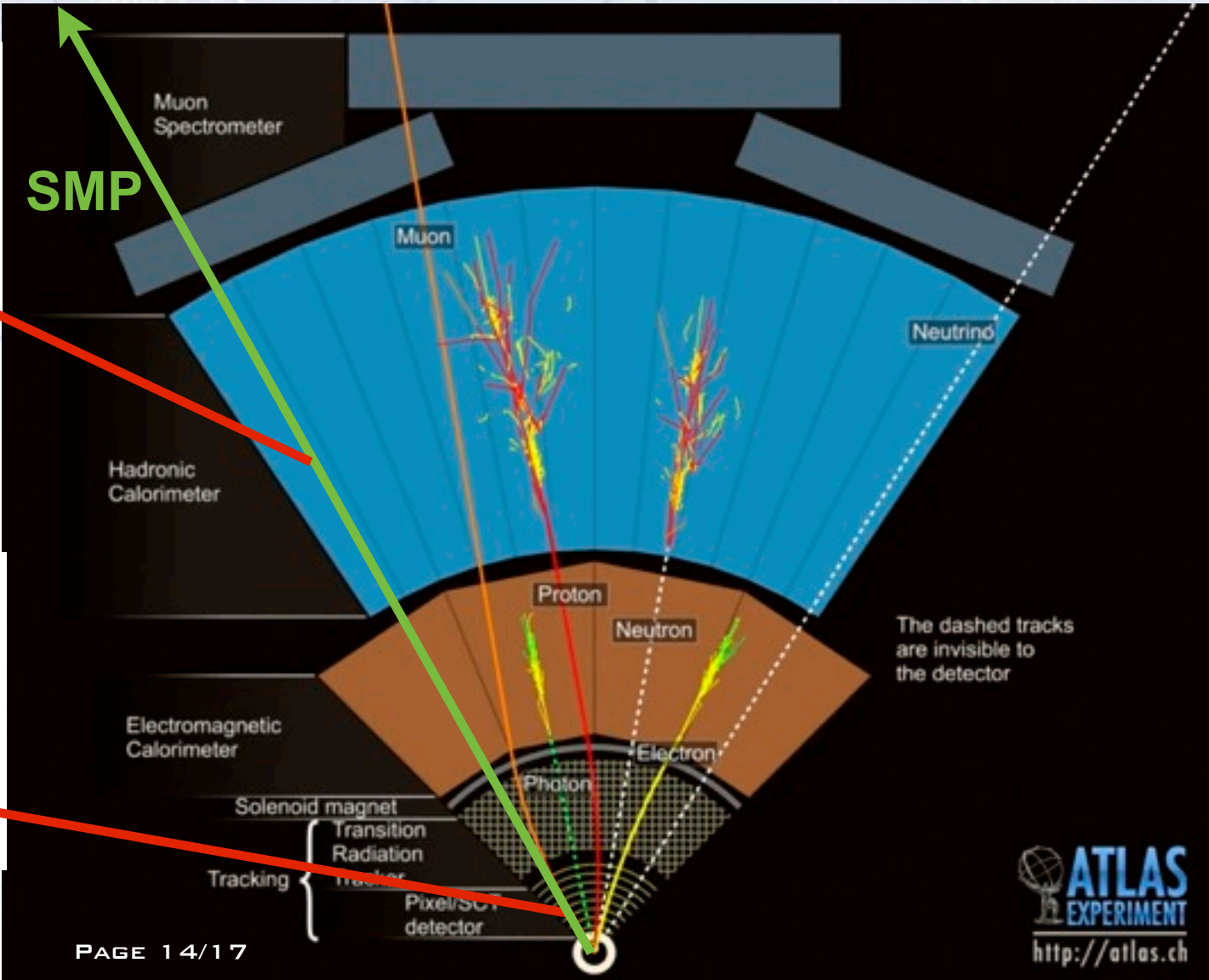


Observable:
Delayed signal

Pixel:

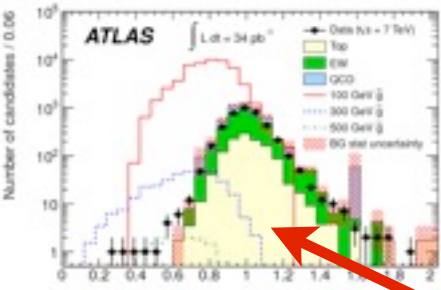


Observable:
High Ionization



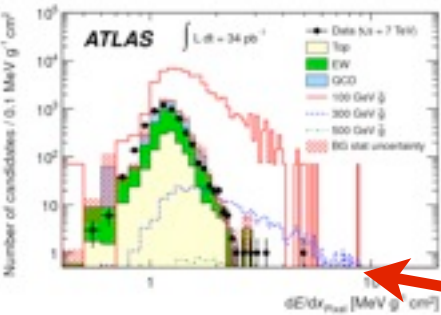
Stable heavy particles in a detector

Tile:

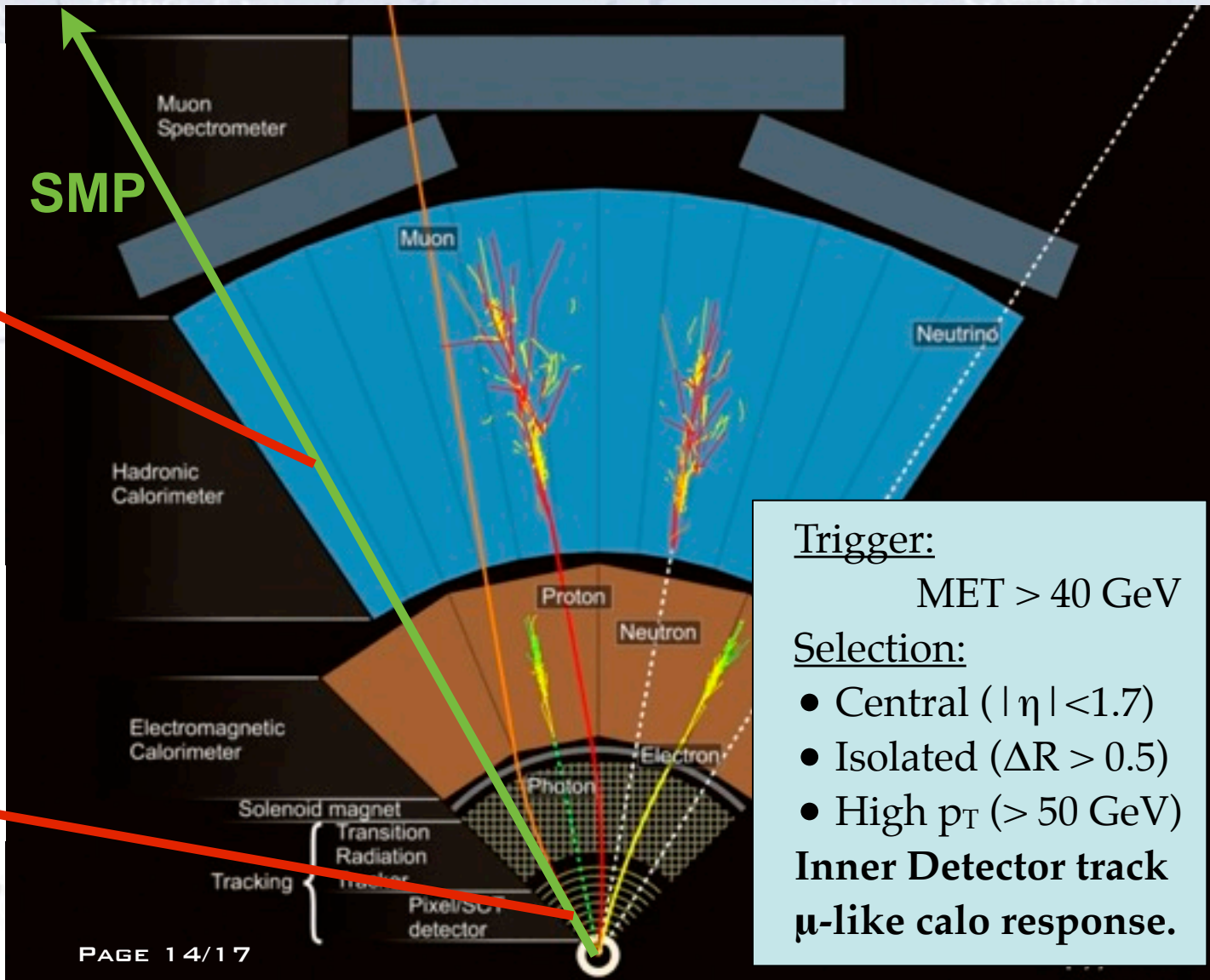


Observable:
Delayed signal

Pixel:



Observable:
High Ionization



Trigger:

MET > 40 GeV

Selection:

- Central ($|\eta| < 1.7$)
- Isolated ($\Delta R > 0.5$)
- High p_T (> 50 GeV)

Inner Detector track
 μ -like calo response.

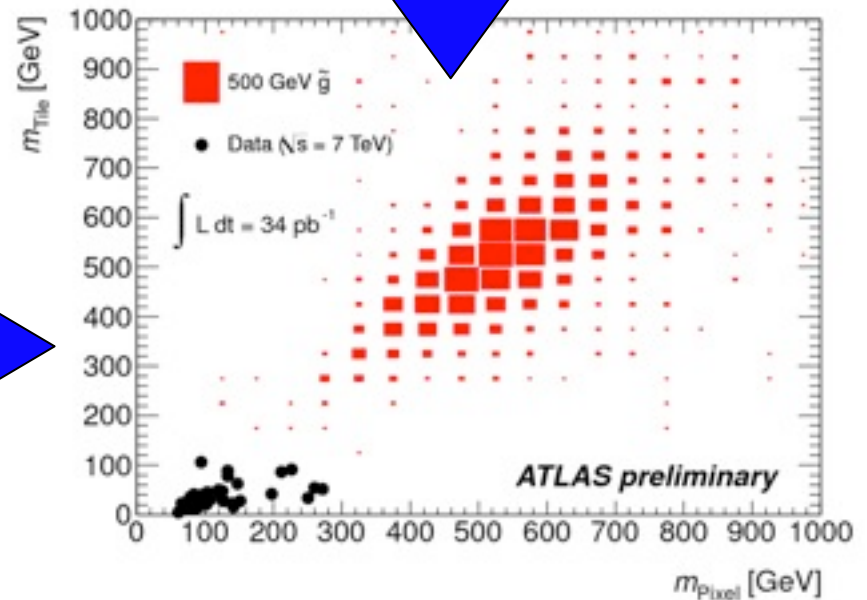
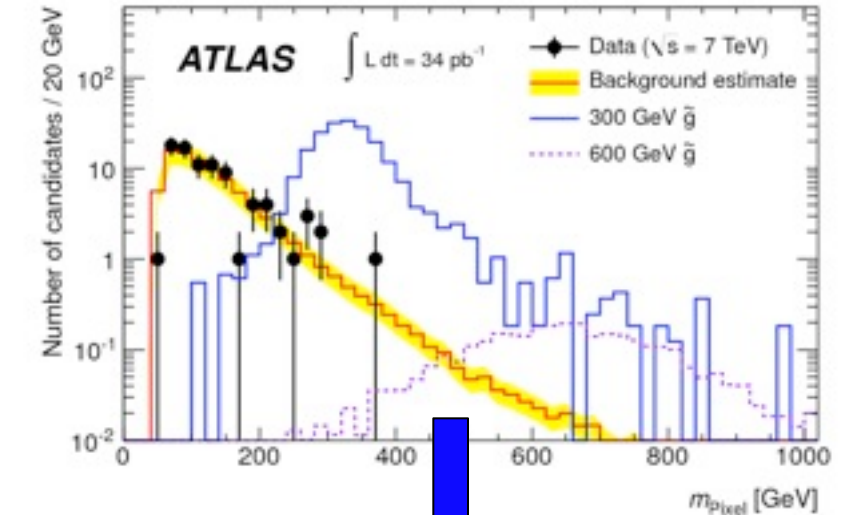
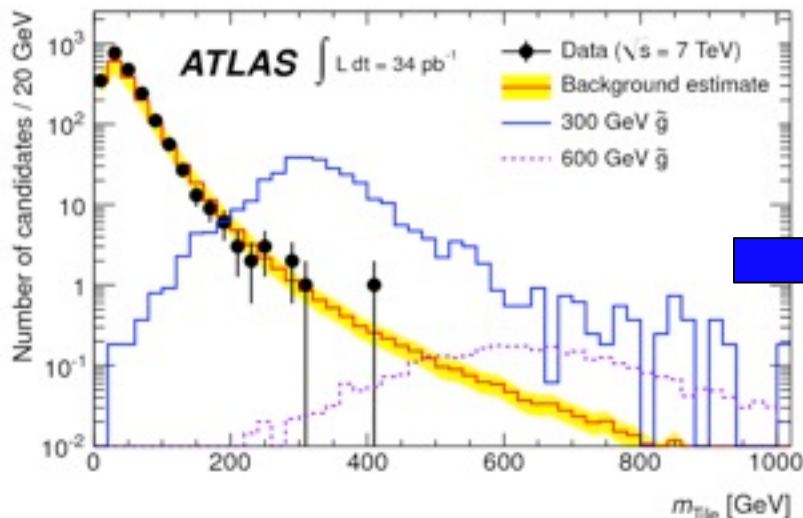
Mass reconstruction

Use β (tile) and $\beta\gamma$ (pixel) to get mass estimate:

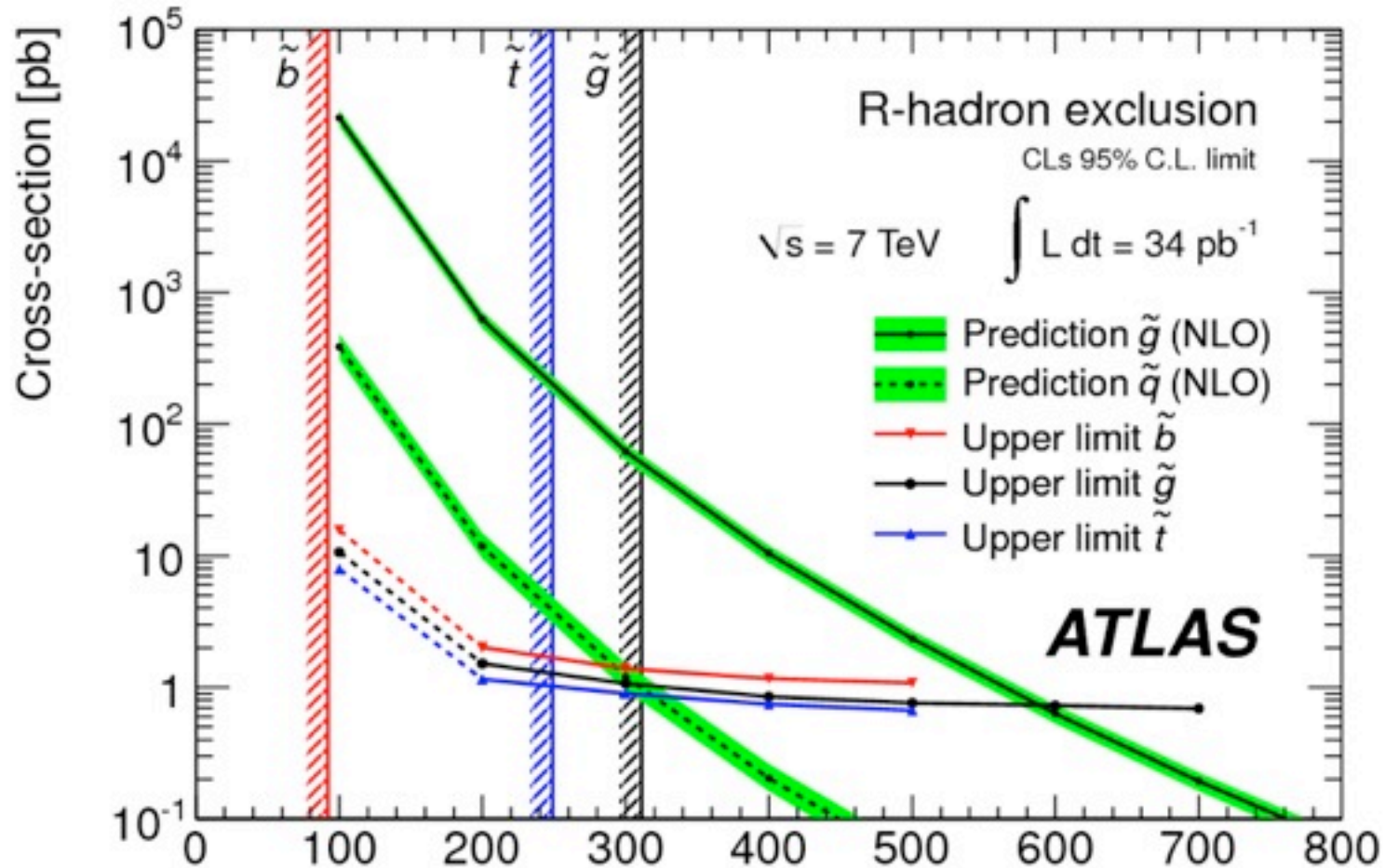
$$m = p / \beta\gamma$$

Using two independent detectors greatly reduces backgrounds.

(estimated using random combination technique).



Mass reconstruction



$m(\text{gluino}) > 562\text{-}586 \text{ GeV}$

arXiv:1103.1984

$m(\text{stop}) > 309 \text{ GeV}$, $m(\text{sbottom}) > 294 \text{ GeV}$

Conclusions

Many SUSY searches done - SUSY was **NOT** “just around the corner”!
Limits have already surpassed several of those from Tevatron and LEP.

Luminosity increases incredibly (thank you very much LHC), and so the searches continue (see following talks).




Figure from Andreas Hoecker

*Only a selection of the available results shown

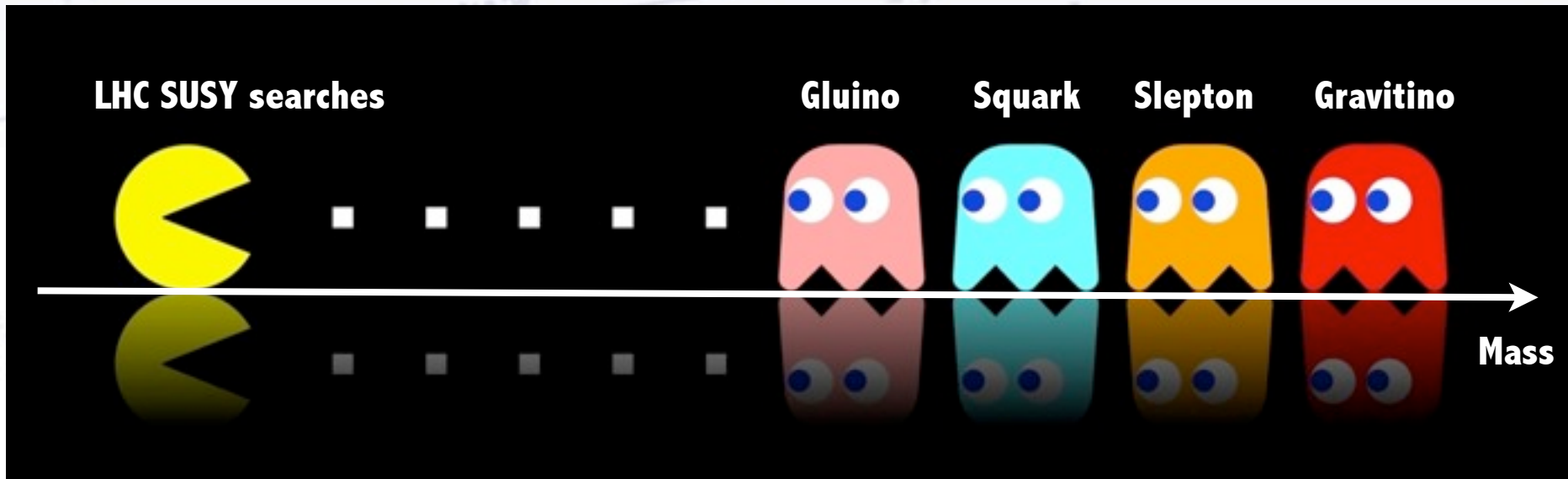
Maybe we are just chasing ghosts...

...but it's the “maybe” that keeps the chase on.

Conclusions

Many SUSY searches done - SUSY was **NOT** “just around the corner”!
Limits have already surpassed several of those from Tevatron and LEP.

Luminosity increases incredibly (thank you very much LHC), and so the searches continue (see following talks).



Maybe we are just chasing ghosts...

...but it's the “maybe” that keeps the chase on.

Bonus slides

$$\begin{aligned}
 \mathcal{L}_{\text{GWS}} = & \sum_f (\bar{\Psi}_f (i\gamma^\mu \partial_\mu - m_f) \Psi_f - e Q_f \bar{\Psi}_f \gamma^\mu \Psi_f A_\mu) + \\
 & + \frac{g}{\sqrt{2}} \sum_f (\bar{a}_L \gamma^\mu b_L W_\mu^+ + \bar{b}_L \gamma^\mu a_L W_\mu^-) + \frac{g}{2c_w} \sum_f \bar{\Psi}_f \gamma^\mu (I_f^3 - 2s_w^2 Q_f - I_f^3 \gamma_5) \Psi_f Z_\mu + \\
 & - \frac{1}{4} |\partial_\mu A_\nu - \partial_\nu A_\mu + ie(W_\mu^- W_\nu^+ - W_\mu^+ W_\nu^-)|^2 - \frac{1}{2} |\partial_\mu W_\nu^+ - \partial_\nu W_\mu^+ + \\
 & - ie(W_\mu^+ A_\nu - W_\nu^+ A_\mu)|^2 + 2g c_w (W_\mu^+ Z_\nu - W_\nu^+ Z_\mu)^2 + \\
 & - \frac{1}{4} |\partial_\mu Z_\nu - \partial_\nu Z_\mu + ig' c_w (W_\mu^- W_\nu^+ - W_\mu^+ W_\nu^-)|^2 + \\
 & \frac{1}{2} M_\eta^2 \eta^2 - \frac{g M_\eta^2}{8 M_W} \eta^3 - \frac{g'^2 M_\eta^2}{32 M_W} \eta^4 + |M_W W_\nu^+ + \frac{g}{2} \eta W_\mu^+|^2 + \\
 & + \frac{1}{2} |\partial_\mu \eta + i M_Z Z_\mu + \frac{ig}{2c_w} \eta Z_\mu|^2 - \sum_f \frac{g}{2 M_W} \frac{m_f}{M_W} \bar{\Psi}_f \Psi_f \eta
 \end{aligned}$$

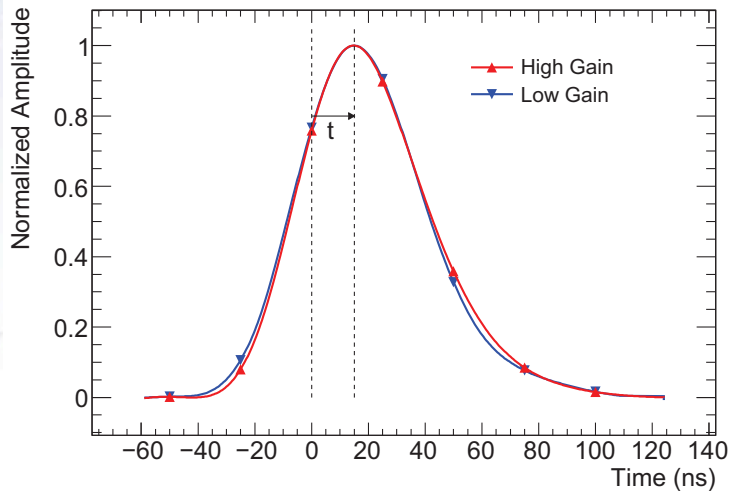


Murayama LP03

Perhaps still the best estimate of what lies beyond...

Mass reconstruction - Tile

The typical time resolution of a single cell is 1-2 ns (@ 1 GeV) depending on E. Cells are combined, using the energy as weight (resolution improves with E).



$$\beta_{cell} = \frac{v}{c} = \frac{d_{cell}}{t_{true}c} = \frac{d_{cell}}{(t_{reco} + \frac{d_{cell}}{c})c} = \frac{d_{cell}}{t_{reco}c + d_{cell}}$$

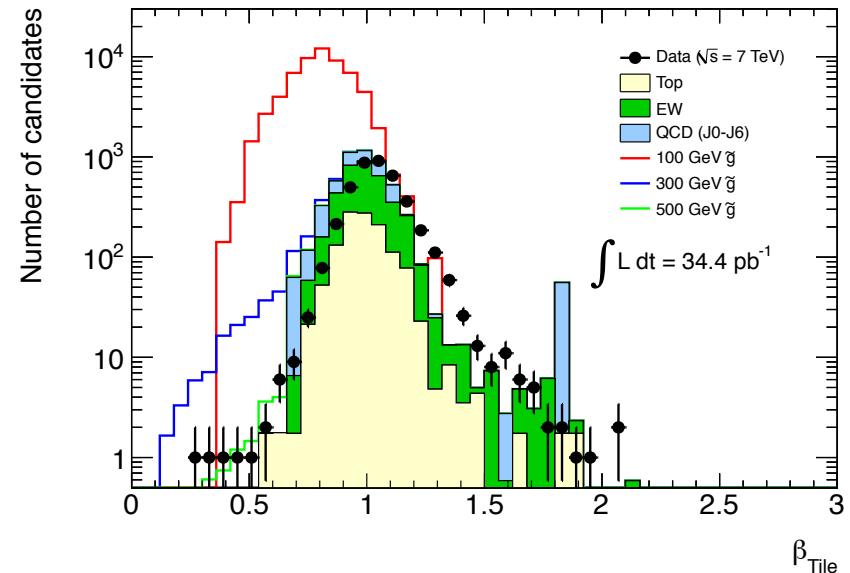
$$\beta_{reco} = \frac{\sum_{i=0}^n w_i \beta_i}{\sum_{i=0}^n w_i}$$

$$w(E_i) = E_i$$

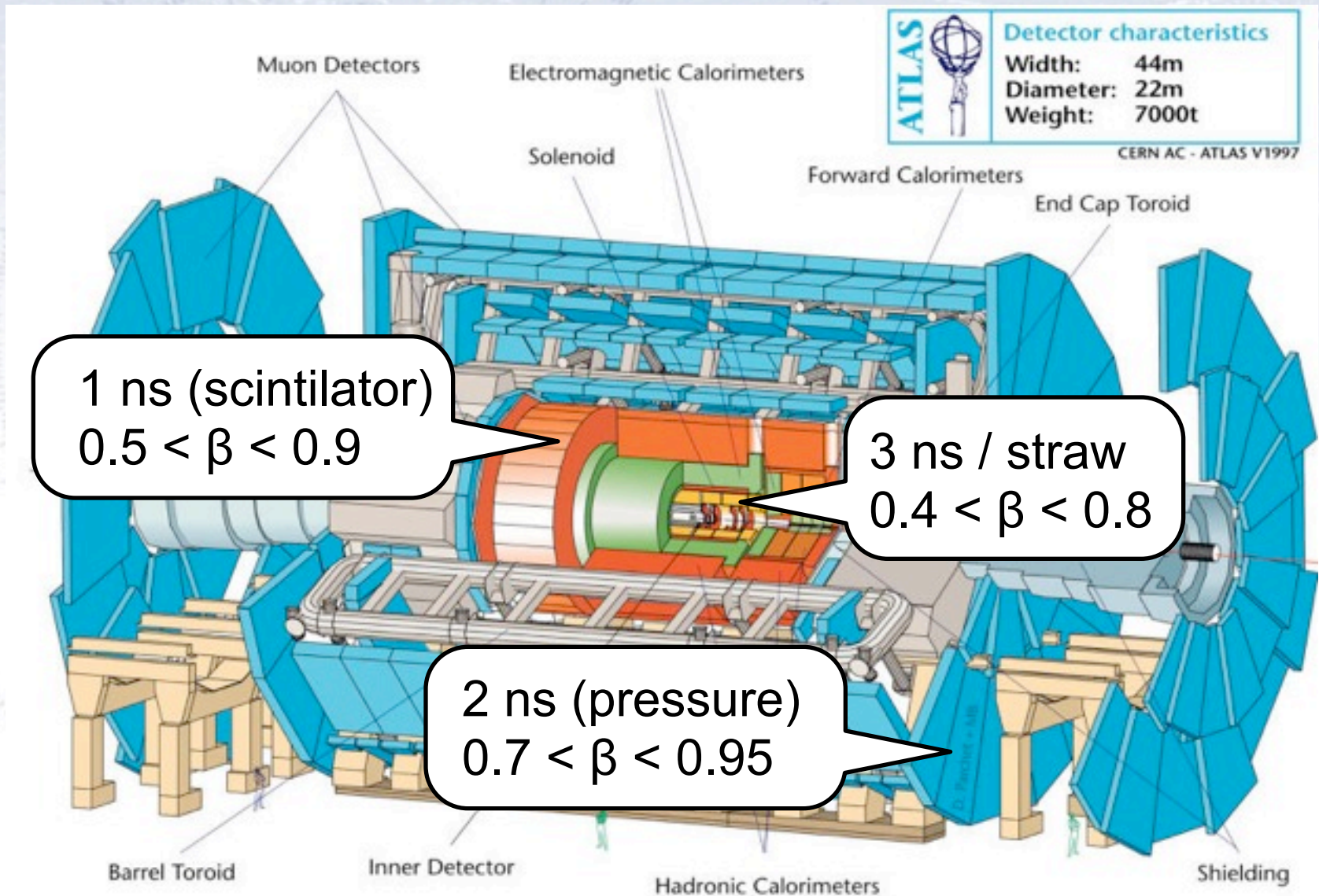
The β_{reco} distribution is centered at 1.00 for data and 0.97 for simulation.

The slight shift is a systematic error in time (of 100ps) between BPTX and calo.

We require $\beta < 1$ for mass reconstruction.



Observing heavy particles



For new search results using muon spectrometer, see talk by Simon Owen.