

Acrobat 8

Martin Comyn

TRIUMF

What I said about Acrobat 7 in Frascati, 17/11/2005:

- Is it a case of more glitz than substance?
- Are new versions introduced merely to handle new versions of the PDF specification?
- Is there anything new of real use to JACoW?

Acrobat 8 is much the same

Adobe Acrobat history:

| | | | |
|-------------|---------|---------|---------|
| Acrobat 1.0 | 1993 | PDF 1.0 | |
| Acrobat 2.0 | 1995 | PDF 1.1 | |
| Acrobat 3.0 | 1996 | PDF 1.2 | |
| Acrobat 4.0 | 1999 | PDF 1.3 | 06/2000 |
| Acrobat 5.0 | 04/2001 | PDF 1.4 | 06/2001 |
| Acrobat 6.0 | 07/2003 | PDF 1.5 | ?/2003 |
| Acrobat 7.0 | 11/2004 | PDF 1.6 | ?/2005 |
| Acrobat 8.0 | 08/2006 | PDF 1.7 | ?/2006 |

New releases are linked to new versions of the PDF standard, but are launched before the standard is formally published. Other software developers are either privy to the final draft specification, or are playing catch-up after the release.

Acrobat 8.0

A plethora of purchasing options:

- Adobe Reader 8 (free)
- Acrobat 8 Elements
- Acrobat 8 Standard
- Acrobat 8 Professional
- Acrobat 3D Version 8 (3D CAD)

Review of new features introduced in Acrobat 8.0

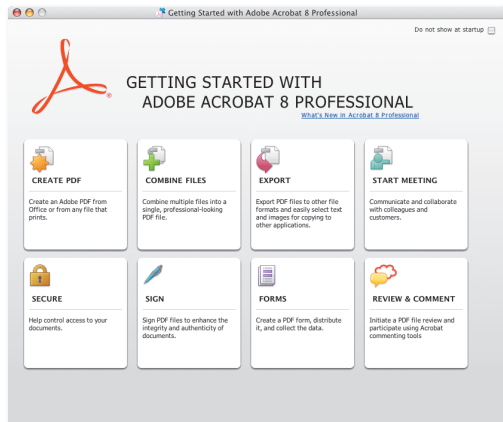
- Predominantly focused on collaborative editing
- Secure, shared review and editing of documents
- Online collaboration via Acrobat Connect
- Use in engineering and design
- Improved performance and support for AutoCAD
- 3D CAD now requires special version
- New, intuitive user interface

ADOBE® ACROBAT® 8 FAMILY

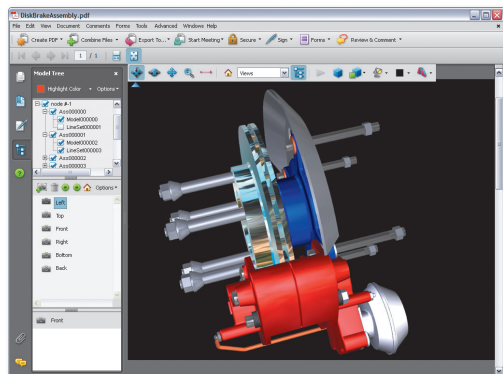
The Adobe Acrobat 8 family of products enables business professionals to communicate and collaborate with confidence using Adobe PDF, the de facto standard for electronic document exchange.



ACROBAT 3D VERSION 8 **ACROBAT 8 PROFESSIONAL** **ACROBAT 8 STANDARD** **ACROBAT 8 ELEMENTS**



Easily access Acrobat features you use the most to complete common tasks faster with the new Getting Started screens in Acrobat 8 Standard, Acrobat 8 Professional, and Acrobat 3D Version 8.

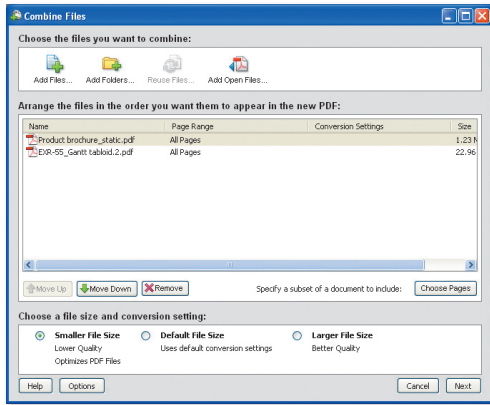


Quickly capture 3D designs from major CAD applications in PDF documents and enable your extended team to use Adobe Reader® to review, comment, and mark up these designs, when enabled by Acrobat 3D.

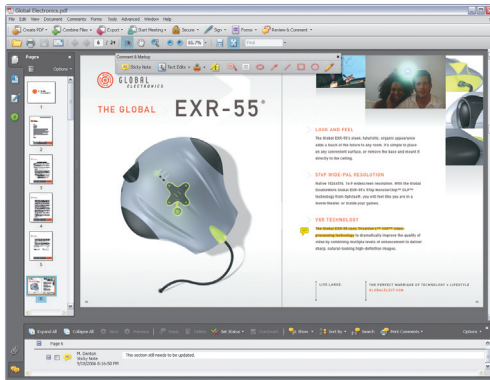
Reliably create, optimize, and share content-rich documents

| | | | | |
|--|---|---|---|---|
| Create Adobe® PDF files from any application that prints | ● | ● | ● | ● |
| Right-click or drag and drop files to the Acrobat® icon for easy conversion | ● | ● | ● | ● |
| Select file compression and resolution settings when creating a PDF | ● | ● | ● | ● |
| Scan documents into Adobe PDF and automatically recognize text with optical character recognition (OCR) | ● | ● | ● | ● |
| Facilitate reuse of content: Save Adobe PDF files into multiple file formats, including Microsoft Word documents, retaining the layout, fonts, formatting, and tables | ● | ● | ● | ● |
| Create Adobe PDF files from popular business applications with one-button ease: | | | | |
| <ul style="list-style-type: none"> From Microsoft Word, Excel, and PowerPoint—documents, spreadsheets, presentations, and more | ● | ● | ● | ● |
| <ul style="list-style-type: none"> From Microsoft Internet Explorer—an entire website, a single page, or portions of a page (Windows® only) | ● | ● | ● | ● |
| <ul style="list-style-type: none"> From Microsoft Publisher and Microsoft Access (Windows only) | ● | ● | ● | ● |
| <ul style="list-style-type: none"> From Microsoft Outlook and IBM® LotusNotes, retaining e-mail attachments, links, and bookmarks for sender, date, and subject (Windows only) | ● | ● | ● | ● |
| <ul style="list-style-type: none"> Create Adobe PDF files with one-button ease from AutoCAD®, Microsoft Visio, and Microsoft Project (Windows only) Preserve document layers in technical drawings in Visio and AutoCAD Retain object data in Visio | ● | ● | ● | ● |
| Easily create PDF files that are larger than 200 inches | ● | ● | ● | ● |
| Convert DWG files to Adobe PDF files without using AutoCAD or AutoCAD LT | ● | ● | ● | ● |
| Convert 3D designs from major CAD applications to PDF documents for use by extended teams without expensive CAD or viewer software | ● | ● | ● | ● |
| Insert 3D CAD designs into Microsoft Word, Excel, and PowerPoint documents and convert the files to PDF | ● | ● | ● | ● |
| Create rich, interactive documents with 3D content: Add materials, create exploded views, edit lighting, and save as 3D objects or 2D raster/vector images for use by extended teams | ● | ● | ● | ● |
| Include PMI* data with 3D designs in PDF documents for use by extended teams | ● | ● | ● | ● |
| Export exact geometry data from PDF into standard 3D formats, such as STEP, IGES, and Parasolid, for use in CAM and CAE applications | ● | ● | ● | ● |

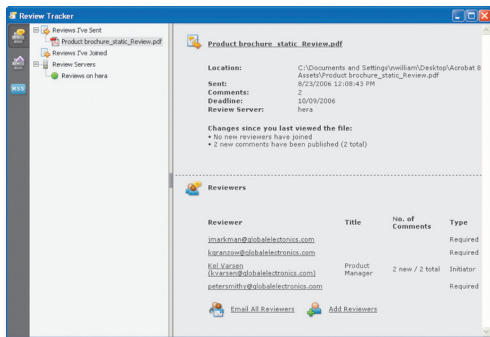
*Product manufacturing information (PMI) is used to convey information such as geometric dimensioning and tolerancing, annotations, dimensions, and other specifications directly on the 3D model.



Combine files from multiple applications into a single Adobe PDF file. Include only the pages or worksheets you need, and arrange them in the order you want them to appear. Easily optimize file size and conversion settings.



Use familiar commenting and markup tools including sticky notes, text edits, highlighter, and more to review documents in Adobe PDF. View and sort comments by author or page in the Comments pane.



Easily manage document reviews with Adobe Acrobat. Send PDF files for review, and track the status of feedback using review management tools. Even add new reviewers, and e-mail all participants with reminders.

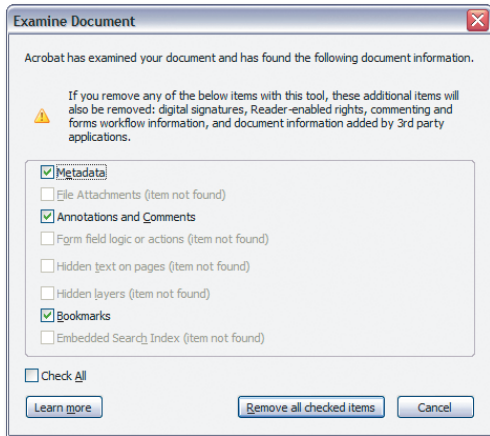
Combine files from multiple applications into a single, polished document

| | ACROBAT 3D VERSION 8 | ACROBAT 8 PROFESSIONAL | ACROBAT 8 STANDARD | ACROBAT 8 ELEMENTS |
|---|-------------------------|---------------------------|-----------------------|-----------------------|
| Combine multiple files into a searchable, sortable PDF package that maintains the individual security settings and digital signatures of the original PDF files | ● | ● | ● | |
| Merge files from multiple applications into a single PDF with continuous pages | ● | ● | ● | |
| Reduce PDF file size by optimizing compression and resolution with a single click | ● | ● | ● | |
| Attach native files to PDF documents | ● | ● | ● | |
| Easily apply Bates numbering to a set of documents | ● | ● | | |
| Add and precisely place backgrounds or watermarks, headers, and footers to PDF files | ● | ● | ● | |
| Save backgrounds, watermarks, headers, and footers for easy reuse in the future | ● | ● | ● | |
| Shrink documents so headers and footers do not run into document content | ● | ● | ● | |
| Embed multimedia, sound files, and 3D graphics | ● | ● | | |

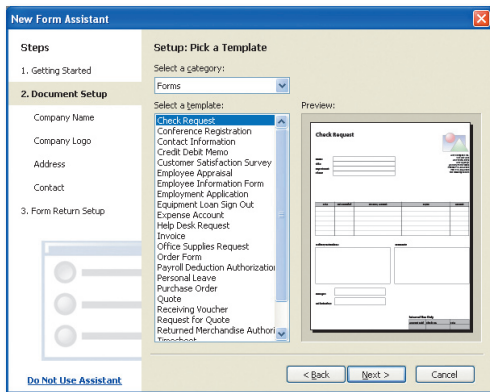
Manage and organize feedback to expedite document collaboration

| | | | | |
|---|---|---|---|---|
| Use Start Meeting to collaborate online and share documents in real time with Adobe Acrobat Connect™ software | ● | ● | ● | ● |
| Manage reviews by exchanging Adobe PDF documents by e-mail | ● | ● | ● | |
| Conduct shared reviews—Leverage existing infrastructure (including network folders, Microsoft SharePoint, and WebDAV Server) to enable reviewers to see each other's comments | ● | ● | ● | |
| Use familiar commenting and markup tools including sticky notes, text edits, highlighter, stamps, cloud, callout, text box, and other shapes | ● | ● | ● | |
| Enable users of free Adobe Reader* software to fully participate in document reviews with complete commenting and markup tools | ● | ● | | |
| Navigate pages and zoom in to closely inspect details using the loupe tool, the dynamic zoom tool, and the pan and zoom window | ● | ● | ● | ● |
| Easily measure distance, perimeter, and area | ● | ● | ● | |
| Automatically aggregate comments so they appear together in one PDF file | ● | ● | ● | |
| Track the status of feedback using review management tools | ● | ● | ● | |
| Use the comment list summary to easily reconcile comments | ● | ● | ● | |
| Print summary of document comments | ● | ● | ● | |
| Sort and filter comments by reviewer | ● | ● | ● | |
| Format and spell-check comments | ● | ● | ● | |
| Export comments into Word documents (Windows only) | ● | ● | ● | |
| Export comments into AutoCAD files (Windows only) | ● | ● | | |
| Compare two Adobe PDF files side by side to see differences | ● | ● | | |

*Requires Adobe Reader 7.0 or 8



Find hidden information in PDF files, including metadata, annotations, attachments, form fields, layers, and bookmarks, and delete as needed.



Get started quickly with an easy-to-use wizard for forms creation and more than 20 form templates for data collection.

Apply advanced document control and security

| | ACROBAT 3D VERSION 8 | ACROBAT 8 PROFESSIONAL | ACROBAT 8 STANDARD | ACROBAT 8 ELEMENTS |
|---|-------------------------|---------------------------|-----------------------|-----------------------|
| Protect documents using passwords and 128-bit RC4 or Advanced Encryption Standard (AES), endorsed by the U.S. government for classified information | ● | ● | ● | ● |
| Apply restrictions on printing, copying, and altering PDF documents | ● | ● | ● | ● |
| Find hidden information, including metadata, annotations, attachments, form fields, layers, and bookmarks, and delete as needed | ● | ● | ● | |
| Permanently delete sensitive information, including specific text or illustrations, with redaction tools | ● | ● | | |
| Certify documents using GeoTrust® digital services to verify document authenticity | ● | ● | ● | |
| Help ensure document authenticity and integrity using digital signatures and public key infrastructure (PKI) technology | ● | ● | ● | |
| Enable Adobe Reader users to digitally sign PDF documents* | ● | ● | | |
| Add security policies to protect sensitive information outside your firewall through integration with Adobe LiveCycle® Policy Server software** | ● | ● | ● | |

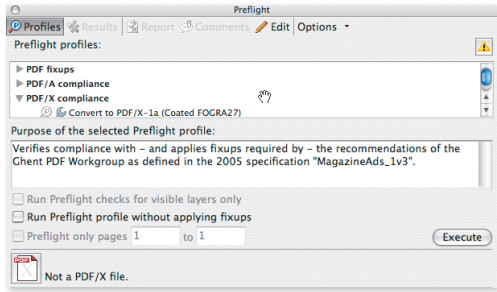
*Requires Adobe Reader 7.0 or 8.

**Available separately.

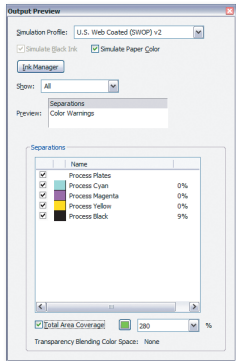
Collect and exchange forms data

| | | | | |
|---|---|---|--|--|
| Automatically recognize form fields on static PDF documents and convert them to interactive fields that can be filled electronically by anyone using free Adobe Reader software | ● | ● | | |
| Enable Adobe Reader users to fill and save PDF forms locally for offline use* | ● | ● | | |
| Create fillable PDF forms from scanned paper, existing PDF documents, Microsoft Word documents, or Excel spreadsheets | ● | ● | | |
| Create XML-based PDF forms for intelligent data collection and the distribution of structured information using Adobe LiveCycle Designer (Windows only) | ● | ● | | |
| Get started quickly with easy-to-use wizards that guide you through forms creation, distribution, and data aggregation | ● | ● | | |
| Create forms using more than 20 different XML-based templates (Windows only) | ● | ● | | |
| Import a PDF into LiveCycle Designer as background artwork, preserving the layout and fidelity of the original PDF (Windows only) | ● | ● | | |
| Compile returned forms into a single PDF package | ● | ● | | |
| Export form data to a spreadsheet for further analysis, without the need to rekey | ● | ● | | |

*For ad-hoc forms distribution and data collection for up to 500 people.



Identify and correct problems in PDF files using the enhanced preflight features. Preflight profiles can identify common problems and automatically correct them based on user-defined rules.



Identify, preview, and control the colors in a PDF file using Output Preview and Ink Manager. View individual plates for color separations. Convert spot colors to process or alias colors to ensure proper color separations.

Upgrade to the latest version of free Adobe Reader today. Share and view Adobe PDF documents across a wide variety of devices, including desktops, laptops, PDAs, and mobile phones.

Additional Resources

For more information on IT tools that deploy and extend Acrobat across the organization, visit www.adobe.com/go/it.

Better by Adobe.™



Adobe

Adobe Systems Incorporated
345 Park Avenue
San Jose, CA 95110-2704
USA
www.adobe.com

Prepare files for high-quality printing

| | ACROBAT 3D VERSION 8 | ACROBAT 8 PROFESSIONAL | ACROBAT 8 STANDARD | ACROBAT 8 ELEMENTS |
|---|-------------------------|---------------------------|-----------------------|-----------------------|
| Automate preflight and correction of Adobe PDF files | ● | ● | | |
| Control and automate PDF workflow using JDF | ● | ● | | |
| Create and validate PDF/X standard files | ● | ● | | |
| Touch up objects, edit images, crop content, and position content without creating a new Adobe PDF file | ● | ● | | |
| Overlay watermarks for viewing and printing | ● | ● | | |
| Print simple booklets | ● | ● | ● | ● |
| Synchronize color settings with Adobe Creative Suite® applications | ● | ● | | |
| Create and use transparency flattener presets | ● | ● | | |
| Flatten live transparencies, fix hairline rules, and convert colors to CMYK | ● | ● | | |
| Print composites and save composite EPS files | ● | ● | | |
| Preview color separations and transparency flattening | ● | ● | | |

Organize and archive documents

| | | | | |
|--|---|---|---|---|
| Use the built-in organizer tool to find, sort, and review thumbnails of Adobe PDF documents | ● | ● | ● | |
| Search Adobe PDF documents to retrieve information quickly <ul style="list-style-type: none"> Document metadata search Text search inside the document | ● | ● | ● | ● |
| Create PDF/A standard files | ● | ● | ● | |
| Validate that documents are compliant with the PDF/A standard archive format | ● | ● | | |
| Catalog and build indexes of documents | ● | ● | | |
| Embed indexes within a PDF file | ● | ● | ● | |

Create more accessible Adobe PDF files

| | | | | |
|---|---|---|---|---|
| Make PDF documents more accessible by adding tags to control reading order and improve navigation | ● | ● | ● | |
| Customize accessibility preferences with an easy-to-use wizard | ● | ● | ● | ● |
| Check a document for possible accessibility problems | ● | ● | | |
| Set high-contrast colors for better visibility | ● | ● | ● | ● |
| Enable large-type display by setting text to reflow through pages | ● | ● | ● | ● |
| Provide a reading order for pages or columns of text | ● | ● | | |

Adobe, the Adobe logo, Acrobat, Acrobat Connect, the Adobe PDF logo, Creative Suite, LiveCycle, and Reader are either registered trademarks or trademarks of Adobe Systems Incorporated in the United States and/or other countries. AutoCAD is either a registered trademark or a trademark of Autodesk, Inc., in the USA and/or other countries. GeoTrust is a registered trademark of GeoTrust, Inc. Microsoft and Windows are either registered trademarks or trademarks of Microsoft Corporation in the United States and/or other countries. All other trademarks are the property of their respective owners. Any references to Global Electronics and its logo or to Global Corp., its logo, or its products are for demonstration purposes only and are not intended to refer to any actual organizations or products.

New feature in Acrobat 8.0 of interest to JACoW

- Find, manage, delete hidden information

PDF Specification for IEEE Xplore

- Version 4.01A – February 2007
- Update of 4.01 – November 2006
- Outlines Adobe Acrobat Distiller 8.x settings
- Addresses PitStop features

Conclusions


A few new features of interest to JACoW

More research needs to be done

Need to determine Distiller settings before PAC07

ADOBE® ACROBAT® 8 PROFESSIONAL

Communicate and collaborate with the essential PDF solution



Product overview

Adobe® Acrobat® 8 Professional software enables business professionals to reliably create, combine, and control Adobe PDF documents for easy, more secure distribution, collaboration, and data collection.

Create and optimize Adobe PDF documents

Easily create Adobe PDF documents

Create Adobe PDF documents with one-button ease from Microsoft Word, Excel, and PowerPoint. Windows® OS users can also create PDF documents with one-button ease from Outlook, Internet Explorer, Project, Visio, Access, Publisher, AutoCAD®, and Lotus Notes files.

Scan to PDF with OCR

Scan paper documents with OCR technology to create compact, searchable Adobe PDF documents.

Convert e-mail to Adobe PDF files

Convert e-mail in Microsoft Outlook or Lotus Notes to Adobe PDF documents to facilitate searching, archiving, and retrieval. (Windows only)

Capture web pages as Adobe PDF files

Convert web pages to Adobe PDF documents to easily print, archive, mark up, or share them. (Windows only)

Create in PDF/A or PDF/X

Create documents in PDF/A, the ISO standard for long-term archiving of electronic documents, or PDF/X, an ideal format for high-quality, professional printing.

Combine files from multiple applications

Combine and optimize documents

Combine documents, drawings, and rich media content into a single, polished Adobe PDF document. Optimize file size, and arrange files in any order regardless of file type, dimensions, or orientation.

Maintain individual file security settings

Maintain individual digital signatures and security settings in different PDF files and forms when combining them into a single PDF package.

Include only the pages you need

Specify which pages, layouts, or sheets should be included from source files in your final, combined Adobe PDF document.

Optimize Adobe PDF output

Select from multiple file size and quality settings to optimize PDF output for your intended purpose.

Quickly regenerate a combined PDF file

Regenerate a combined Adobe PDF document after any of its source files have been revised, without having to locate and gather the native files again.

Unify with headers, footers, and watermarks

Automatically remove headers and footers from source files and add unifying headers, footers, or watermarks to your combined Adobe PDF document.

Attach native files

Share source files by attaching them to your Adobe PDF document in their original, native formats.

Enhance and extend document collaboration

Conduct e-mail–based reviews

Initiate a document review by distributing the document over e-mail. Merge inbound comments and markups from all reviewers into one PDF document with a single click.

Manage shared reviews

Easily conduct shared reviews—without IT assistance—that allow review participants to see one another’s comments and track the status of the review.

Enable collaboration tools in Adobe Reader®

Enable users of free Adobe Reader software¹ to participate in e-mail- or server-based reviews using all of the markup tools in Acrobat 8 Professional, including notes, stamps, highlighter, pencil, lines, shapes, and more.

Track reviews and manage comments

Track which reviewers have contributed feedback, send reminders, and add new participants. Easily compile all comments into a single Adobe PDF document.

View and print comments

View and print feedback for easy reconciliation. Sort comments by author, date, or page, or show comments by certain reviewers only. Search comments for words or phrases.

Export comments to Word or AutoCAD

Select and export comments back to your original Word or AutoCAD file. Comments appear in Word as tracked changes and in AutoCAD as a separate layer.

Streamline data collection with Adobe PDF forms

Get started with form templates

Take advantage of an existing library of common form templates, such as human resources forms, invoices, and expense reports. (Windows only)

Easily create forms

Create fillable forms for distribution by e-mail or on the web from scanned paper, PDF documents, Microsoft Word documents, or Excel spreadsheets.

Auto-recognize form fields

Automatically locate form fields in static PDF documents and convert them to interactive fields that can be filled electronically by anyone using free Adobe Reader software¹ (Windows only)

Optimize form workflow

Easily distribute forms; combine collected forms into a searchable, sortable PDF package; and export collected data into a spreadsheet.

Enable form features in Adobe Reader

Enable users of Adobe Reader software¹ to type information directly into Adobe PDF forms and save them locally for offline use.

Apply advanced document security and controls

Apply passwords and assign permissions

Restrict access to Adobe PDF documents using 128-bit encryption. Set document permissions to help restrict who can print, save, copy, or modify a document.

Sign documents digitally

Apply digital signatures to authenticate documents, manage their status, and help protect against unauthorized modification.

Enable digital signatures in Adobe Reader

Enable Adobe Reader users¹ to digitally sign PDF documents.

Remove hidden data

Inspect Adobe PDF documents for metadata, hidden layers, and other concealed information, and remove as needed.

Permanently remove sensitive information

Use redaction tools to black out sensitive text, illustrations, or other information, permanently deleting the content from the Adobe PDF document.

Protect attached files

Protect files attached to your Adobe PDF documents with 128-bit encryption.

¹ Requires Adobe Reader 7.0 or 8.

Better by Adobe.™


Adobe Systems Incorporated
345 Park Avenue, San Jose, CA 95110-2704 USA
www.adobe.com

Adobe, the Adobe logo, Acrobat, the Adobe PDF logo, Reader, and "Better by Adobe" are either registered trademarks or trademarks of Adobe Systems Incorporated in the United States and/or other countries. AutoCAD is either a registered trademark or a trademark of Autodesk, Inc., in the USA and/or other countries. Windows is either a registered trademark or a trademark of Microsoft Corporation in the United States and/or other countries. All other trademarks are the property of their respective owners.

© 2006 Adobe Systems Incorporated. All rights reserved. Printed in the UK.
9/06



ADOBE® ACROBAT® 8 PROFESSIONAL COMMUNICATE AND COLLABORATE WITH THE ESSENTIAL PDF SOLUTION



Top new features and enhancements

- Combine multiple files into one PDF package
- Auto-recognize form fields
- Manage shared reviews
- Enable advanced features in Adobe Reader¹
- Permanently remove sensitive information
- Archive Microsoft Outlook e-mail in PDF
- Archive Lotus Notes e-mail
- Save in Microsoft Word
- Enjoy improved performance and support for AutoCAD
- Take advantage of a new, intuitive user interface



Adobe Acrobat 8 Professional software enables business professionals to reliably create, combine, and control Adobe PDF documents for easy, more secure distribution, collaboration, and data collection.

Create and optimize Adobe PDF documents

Create an Adobe PDF document from Microsoft Office, Outlook, Internet Explorer, or any application that prints. Easily convert and optimize documents, spreadsheets, e-mails, websites, and technical drawings into more secure Adobe PDF files that preserve the formatting and integrity of the original files. Share information with anyone using free Adobe Reader® software.

Combine files from multiple applications

Easily assemble documents, spreadsheets, presentations, e-mails, web pages, forms, CAD drawings, and diagrams into a single Adobe PDF document. Present files in your preferred order, regardless of file type, paper size, or orientation. Embed multimedia, 3D designs, audio, and video for a richer experience.

Enhance and extend document collaboration

Accelerate feedback and approvals with robust tools for initiating, managing, and tracking document reviews. Enable Adobe Reader¹ users to participate in document reviews with commenting tools. Reviewers can use familiar commenting tools—including sticky notes, stamps, highlighter, pencil, strikethrough, callout, dimension lines, shapes, and clouds—for review and markup of Adobe PDF files. Merge feedback into a single PDF file to reconcile comments.

Streamline data collection with Adobe PDF forms

Automate manual entry and help reduce costly errors by managing information electronically with PDF forms. Easily create a wide range of electronic forms for distribution through e-mail or on the web. Enable users of free Adobe Reader¹ to fill and save forms.² Capture and consolidate inbound data into spreadsheets or back-end systems.

Apply advanced document security and controls

Control access to and use of Adobe PDF documents, assign digital rights, and maintain document integrity. Set document permissions to define whether a file can be printed or changed. Apply passwords to help restrict document access. Digitally sign and certify documents to validate they came from a trusted source. Create and reuse document control policies to precisely manage who can print, save, copy, or modify a document.

¹ Requires Adobe Reader 7.0 or 8.

² For ad-hoc forms distribution and data collection for up to 500 people.

The top reasons to buy Adobe Acrobat 8 Professional

System requirements

Windows®

- Intel Pentium III processor or equivalent
- Microsoft Windows 2000 with Service Pack 4 or Windows XP Professional, Home Edition, or Tablet PC Edition with Service Pack 2
- Microsoft Internet Explorer 6.0
- 256MB of RAM (512MB recommended)
- 860MB of available hard-disk space; cache for optional installation files (recommended) requires an additional 460MB of available hard-disk space
- 1,024x768 screen resolution
- CD-ROM drive
- Internet or phone connection required for product activation

Macintosh

- PowerPC G3, G4, G5, or Intel processors
- Mac OS X v.10.4.3
- 256MB of RAM (512MB recommended)
- 1,060MB of available hard-disk space
- 1,024x768 screen resolution
- DVD-ROM drive

Related products

- Adobe Acrobat 3D Version 8
- Adobe Acrobat 8 Standard
- Adobe Acrobat 8 Elements
- Adobe Reader 8

For more information

For more details about Adobe Acrobat 8 Professional, visit www.adobe.com/acrobat.

Enable advanced features in Adobe Reader

Enable anyone using free Adobe Reader¹ to participate in document reviews, fill and save electronic forms offline², and digitally sign documents.

Combine and optimize documents

Combine documents, drawings, and rich media content into a single, polished Adobe PDF document. Optimize file size, and arrange files in any order regardless of file type, dimensions, or orientation.

Accelerate document reviews

Send documents for review and track which reviewers have contributed feedback. Compile comments into a single PDF document with one-button ease and sort them by author, date, or page.

Save in Microsoft Word

Save Adobe PDF files as Microsoft Word documents, retaining the layout, fonts, formatting, and tables, to facilitate reuse of content.

Create advanced forms

Design dynamic, interactive forms to collect and aggregate data through e-mail or on the web with included Adobe LiveCycle® Designer software. (Windows only)

Easily create Adobe PDF documents

Create Adobe PDF documents with one-button ease from Microsoft Office applications. Windows users can also create Adobe PDF documents from Outlook, Internet Explorer, Project, Visio, Access, Publisher, AutoCAD®, and Lotus Notes.

Apply passwords and assign permissions

Restrict access to Adobe PDF documents using 128-bit encryption. Set document permissions to help restrict who can print, save, copy, or modify a document.

Permanently remove sensitive information

Permanently remove metadata, hidden layers, and other concealed information, and use redaction tools to permanently delete sensitive text, illustrations, or other content.

Archive papers and e-mails for easy search and retrieval

Scan paper documents with OCR technology to create compact, searchable Adobe PDF documents. Convert Microsoft Outlook e-mail archives to Adobe PDF to facilitate search and retrieval.

Generate professional, print-ready files

Automate the preflight process and correct issues that might compromise print quality without creating a new Adobe PDF document.

| Product features | Adobe Acrobat 8 Standard | Adobe Acrobat 8 Professional |
|--|--------------------------|------------------------------|
| Create PDF documents with one-button ease from Microsoft Office, Outlook, Internet Explorer, Access, and Publisher as well as Lotus Notes (Windows only) | • | • |
| Combine files from multiple applications into a single PDF document | • | • |
| Conduct shared document reviews that allow review participants to see one another's comments | • | • |
| Protect PDF documents with passwords and 128-bit encryption | • | • |
| Enable Adobe Reader ¹ users to participate in document reviews, digitally sign documents and fill and save PDF forms ² | | • |
| Create PDF documents with one-button ease from AutoCAD, Microsoft Visio, and Microsoft Project (Windows only) | | • |
| Quickly and easily create high-quality, compact PDF files from AutoCAD designs that preserve layers, scale, page layout, and page size (Windows only) | | • |
| Create advanced Adobe PDF forms with included Adobe LiveCycle Designer software (Windows only) | | • |

¹ Requires Adobe Reader 7.0 or 8.

² For ad-hoc forms distribution and data collection for up to 500 people.

Better by Adobe™



Adobe Systems Incorporated
345 Park Avenue
San Jose, CA 95110-2704
USA
www.adobe.com

Adobe, the Adobe logo, Acrobat, the Adobe PDF logo, LiveCycle, Reader, and "Better by Adobe" are either registered trademarks or trademarks of Adobe Systems Incorporated in the United States and/or other countries. Mac OS and Macintosh are trademarks of Apple Computer, Inc., registered in the United States and other countries. AutoCAD is either a registered trademark or a trademark of Autodesk, Inc., in the USA and/or other countries. Intel, Intel Core, and Pentium are trademarks or registered trademarks of Intel Corporation or its subsidiaries in the United States and other countries. PowerPC is a trademark of International Business Machines Corporation in the United States, other countries, or both. Microsoft and Windows are either registered trademarks or trademarks of Microsoft Corporation in the United States and/or other countries. All other trademarks are the property of their respective owners.

© 2006 Adobe Systems Incorporated. All rights reserved. Printed in the UK.
95006753 8/06