

CERN Council Open Symposium on
European Strategy for Particle Physics

10 – 12 September 2012, Kraków, Poland
AGH UST, IFJ PAN, The M. Smoluchowski Scientific Consortium, Kraków
Foundation for the AGH University of Science and Technology

* Flavour and symmetries:
experimental results.

Frederic Teubert
CERN, PH Department

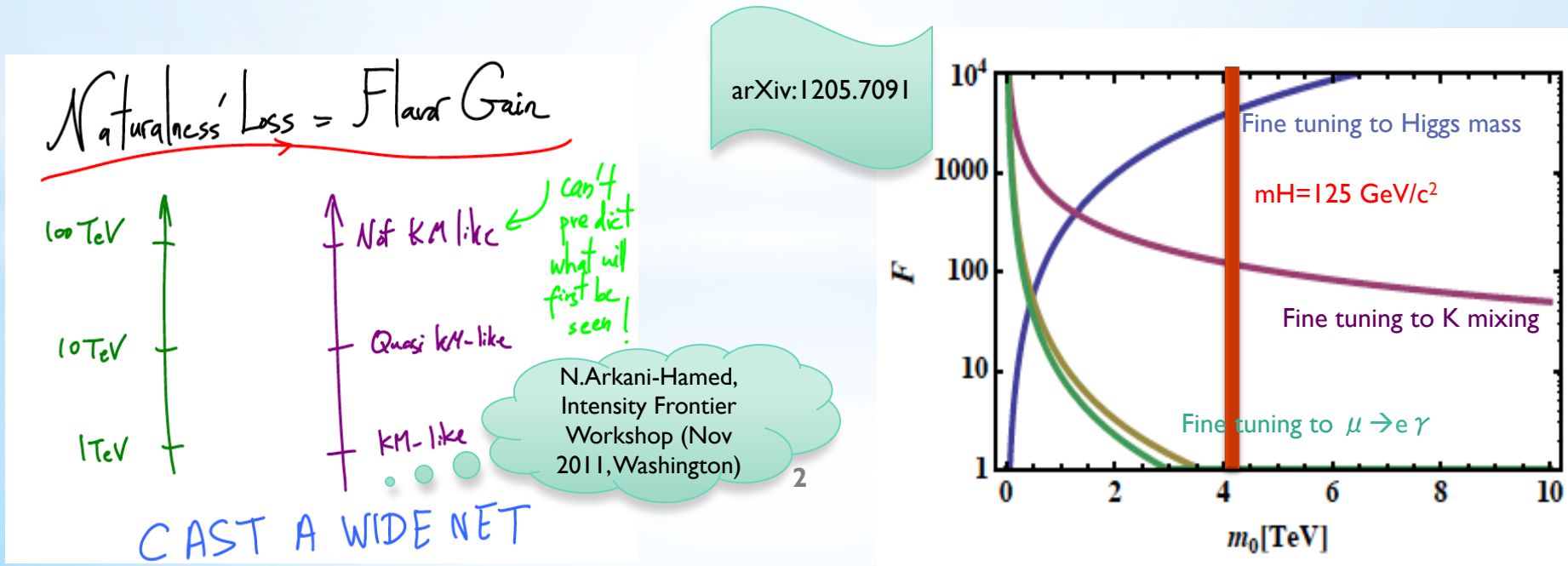


Status of Searches for NP

So far, **no significant signs for NP** from direct searches at LHC while a **Higgs-like boson** has been found with a mass of $\sim 125 \text{ GeV}/c^2$.

Before LHC, expectations were that “*naturally*” the masses of the **new particles would have to be light** in order to reduce the “*fine tuning*” of the EW energy scale. However, the absence of NP effects observed in flavour physics implies some level of “*fine tuning*” in the flavour sector \rightarrow **NP FLAVOUR PROBLEM** \rightarrow Minimal Flavour Violation (MFV).

As we push the **energy scale of NP higher** (within MSSM the measured value of the Higgs mass pushes the scale up), the **NP FLAVOUR PROBLEM is reduced**, hypothesis like MFV look less likely \rightarrow **chances to see NP in flavour physics have, in fact, increased!**



Indirect Searches for NP

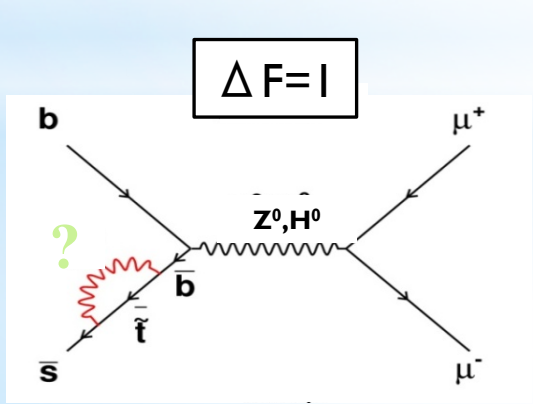
If the **energy** of the particle collisions is high enough, we can discover NP detecting the production of “**real**” new particles.

If the **precision** of the measurements is high enough, we can discover NP due to the effect of “**virtual**” new particles in loops.

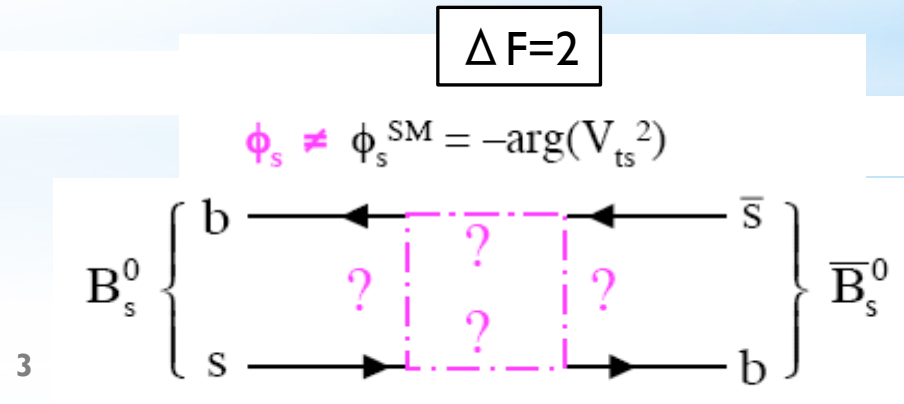
Contrary to what happens in “non-broken” gauge theories like QED or QCD, the effect of heavy ($M > q^2$) new particles does not decouple in **weak and Yukawa interactions**.

Therefore, **precision measurements of FCNC can reveal NP** that may be **well above the TeV scale**, or can provide key information on the **couplings and phases** of these new particles if they are visible at the TeV scale.

Direct and indirect searches are both needed and equally important, complementing each other.



$B_s \rightarrow \mu^+ \mu^-$ Higgs “Penguin”



$B_s - \bar{B}_s$ oscillations: “Box” diagram

FCNC in the SM

$$U_i = \{u, c, t\}:$$

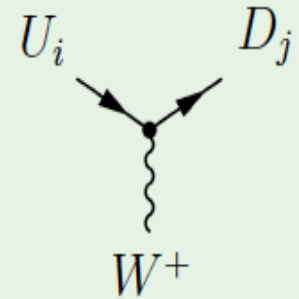
$$Q_U = +2/3$$

$$D_j = \{d, s, b\}:$$

$$Q_D = -1/3$$

$$\mathcal{L}_{CC} = \frac{g_2}{\sqrt{2}} (\bar{u}, \bar{c}, \bar{t}) \begin{pmatrix} V_{ud} & V_{us} & V_{ub} \\ V_{cd} & V_{cs} & V_{cb} \\ V_{td} & V_{ts} & V_{tb} \end{pmatrix} \gamma^\mu P_L \begin{pmatrix} d \\ s \\ b \end{pmatrix} W_\mu^+$$

~ Cabibbo-Kobayashi-Maskawa (CKM) matrix



In the SM quarks are allowed to **change flavour** as a consequence of the **Yukawa mechanism** which is parameterized in a complex CKM couplings matrix. Using Wolfenstein parameterization:

$$A = 0.81 \pm 0.02$$

$$\lambda = 0.225 \pm 0.001$$

$$V = \begin{pmatrix} 1 - \lambda^2/2 - \lambda^4/8 & \lambda & A\lambda^3(\rho - i\eta) \\ -\lambda & 1 - \lambda^2/2 - \lambda^4/8(1 + 4A^2) & A\lambda^2 \\ A\lambda^3(1 - \rho - i\eta) & -A\lambda^2 + A\lambda^4/2(1 - 2(\rho + i\eta)) & 1 - A^2\lambda^4/2 \end{pmatrix} + \mathcal{O}(\lambda^5)$$

Map of Flavour transitions and type of loop processes: → **Map of this talk!**

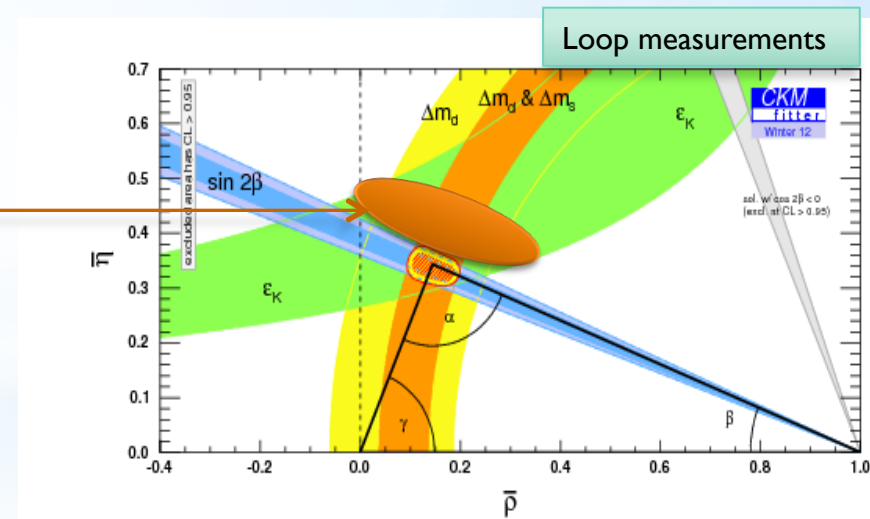
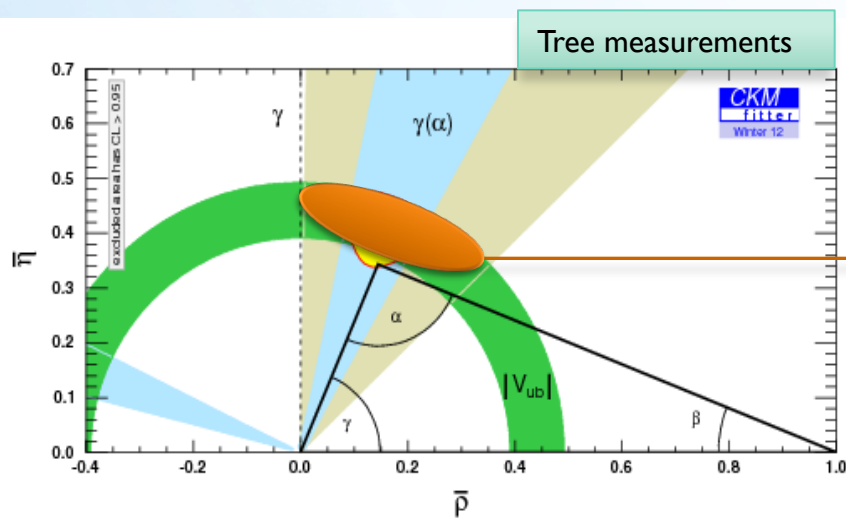
	$b \rightarrow s$ ($ V_{tb} V_{ts} \propto \lambda^2$)	$b \rightarrow d$ ($ V_{tb} V_{td} \propto \lambda^3$)	$s \rightarrow d$ ($ V_{ts} V_{td} \propto \lambda^5$)	$c \rightarrow u$ ($ V_{cb} V_{ub} \propto \lambda^5$)
Δ F=2 box	$\Delta M_{B_s}, A_{CP}(B_s \rightarrow J/\Psi \Phi)$	$\Delta M_{B_d}, A_{CP}(B \rightarrow J/\Psi K)$	$\Delta M_K, \epsilon_K$	$x, y, q/p, \Phi$
QCD Penguin	$A_{CP}(B_s \rightarrow \Phi \Phi), B \rightarrow X_s \gamma$	$A_{CP}(B \rightarrow \Phi K), B \rightarrow X \gamma$	$K \rightarrow \pi^0 \Pi, \epsilon' / \epsilon$	$\Delta a_{CP}(D \rightarrow hh)$
EW Penguin	$B \rightarrow K^{*0} \Pi, B \rightarrow X_s \gamma$	$B \rightarrow \pi \Pi, B \rightarrow X \gamma$	$K \rightarrow \pi^0 \Pi, K^\pm \rightarrow \pi^\pm \nu \nu$	$D \rightarrow X_u \Pi$
Higgs Penguin	$B_s \rightarrow \mu \mu$	$B \rightarrow \mu \mu$	$K \rightarrow \mu \mu$	$D \rightarrow \mu \mu$

CP violation in the SM

Imposing **unitarity** to the **CKM matrix** results in six equations that can be seen as the sum of three complex numbers closing a triangle in the plane. Two of these triangles are relevant for the study of CP-violation in B-physics and define the angles:

$$\alpha = \arg\left(\frac{-V_{td}V_{tb}^*}{V_{ud}V_{ub}^*}\right), \quad \beta = \arg\left(\frac{-V_{cd}V_{cb}^*}{V_{td}V_{tb}^*}\right) \quad \text{and} \quad \gamma = \arg\left(\frac{-V_{ud}V_{ub}^*}{V_{cd}V_{cb}^*}\right) \quad \beta_s = \arg\left(\frac{-V_{cb}V_{cs}^*}{V_{tb}V_{ts}^*}\right)$$

If we assume **NP enters only at loop level**, it is interesting to compare the determination of the CKM parameters (ρ, η) from processes dominated by **tree diagrams** (V_{ub} and γ) with the ones from **loop diagrams** (ΔM_d & ΔM_s , β and ϵ_K).



Need to improve the precision of the measurements at tree level to (dis-)prove the existence on NP phases.

Advantages/Disadvantages of Existing Facilities

Common “past” knowledge:

lepton colliders → **precision measurements** vs **hadron colliders** → **discovery machines**

After the achievements at the TeVatron in precision EW measurements (W mass) and B-physics results (ΔM_s) and in particular the astonishing initial performance of LHCb, I think the above mantra **is over simplistic and not true**.

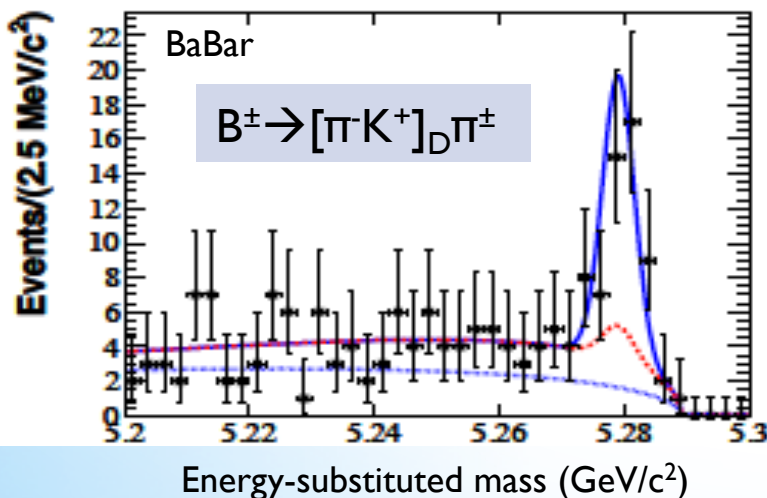
Lepton colliders have the advantage of a **known CoM energy**, and **high luminosities** (10^{34} - 10^{36}) cm^{-2}s . However, at the Y(4S) only $B_{(d,u)}$ mesons are produced.

Hadron colliders have a **very large cross-section** ($\sigma_{bb}(\text{LHC7}) \sim 3 \times 10^5 \sigma_{bb}(\text{Y}(4\text{S}))$), very **performing detectors** and trigger system. Effective tagging efficiency is typically $\times 10$ better at lepton colliders.

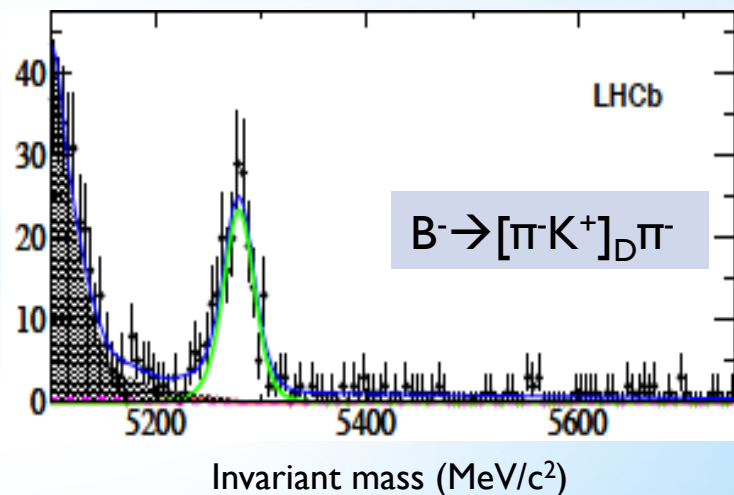
Rule of thumb:

1/fb at 7TeV at LHCb is equivalent to (1-5)/ab at the B-factories before tagging.

arXiv:1006.4241



arXiv:1203.3662

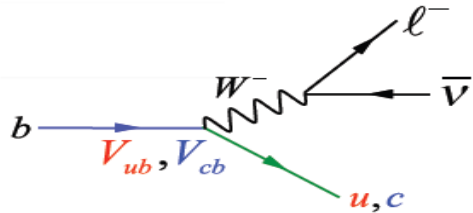




**Tree Level
Measurements**

$b \rightarrow u, c$: Charged Currents (NP at tree level?)

$$\Gamma_x \equiv \Gamma(b \rightarrow x l \nu) \propto |V_{xb}|^2$$



Measured values of V_{ub} at B-factories using **inclusive or exclusive** methods show a discrepancy at the 2-3 σ level:

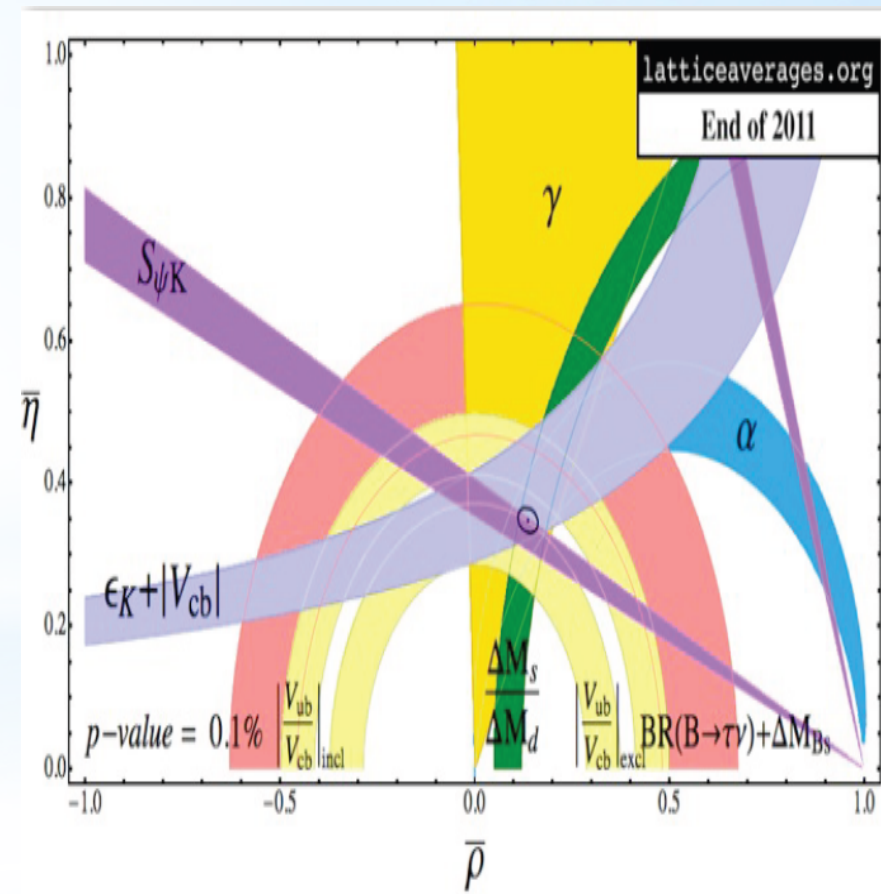
$$V_{ub}(\text{incl.}) \sim 1.3 V_{ub}(\text{excl.}).$$

Both methods suffer from **large theoretical and experimental uncertainties**. Next generation B-factories will produce hadronic tagged, high statistics, high purity samples. LHCb is expected to provide competitive results in exclusive modes.

Progress with lattice calculations but still a big challenge for theory!

For some time the measured $\text{BR}(B \rightarrow \tau \nu)$ has been about **3 σ higher than the CKM fitted value**, in better agreement with the **inclusive V_{ub}** result.

Interestingly, there is also a hint from LEP:
 $W \rightarrow \tau \nu / W \rightarrow l \nu \sim 1.06 \pm 0.03$



$b \rightarrow u, c$: Charged Currents (NP at tree level?)

This summer **Belle** presented a more precise hadron tag analysis, in better agreement with the fitted CKM value:

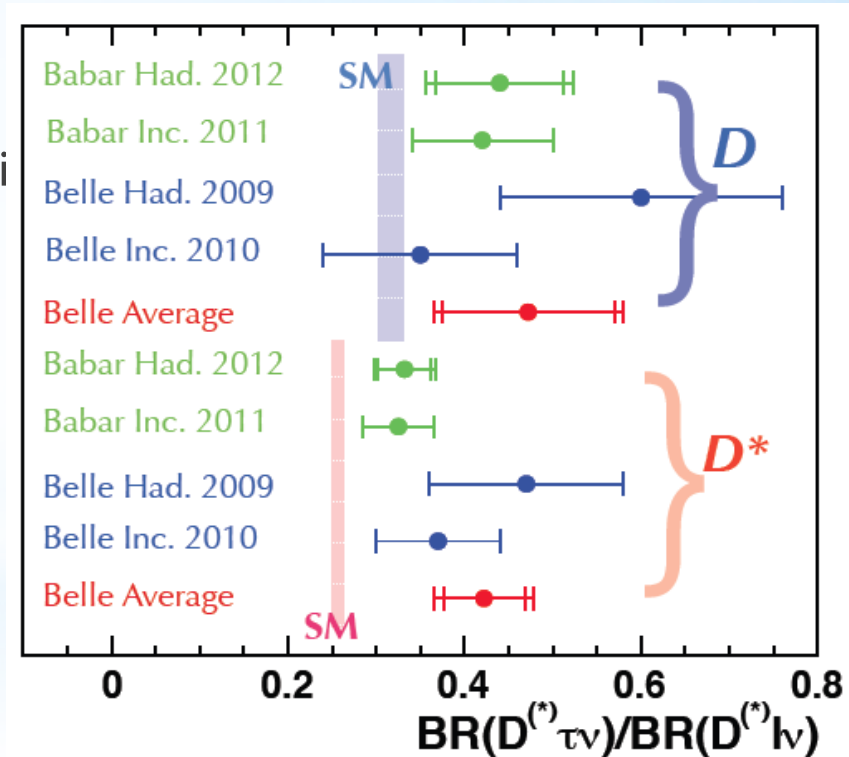
$$\text{BR}(B \rightarrow \tau \nu)_{\text{exp}} = (1.14 \pm 0.23) \times 10^{-4} \text{ vs CKM fit: } (0.83 \pm 0.09) \times 10^{-4}$$

BABAR also presented this summer a more precise measurement of

$\text{BR}(B \rightarrow D^{(*)} \tau \nu) / \text{BR}(B \rightarrow D^{(*)} l \nu)$ which combine are a bit more than 3σ higher than **SM**.

Not obvious NP explanation.

NA62 has measured (2011) the ratio $K \rightarrow e \nu / K \rightarrow \mu \nu = 2.487 \pm 0.013$ in agreement with SM: 2.477 ± 0.001



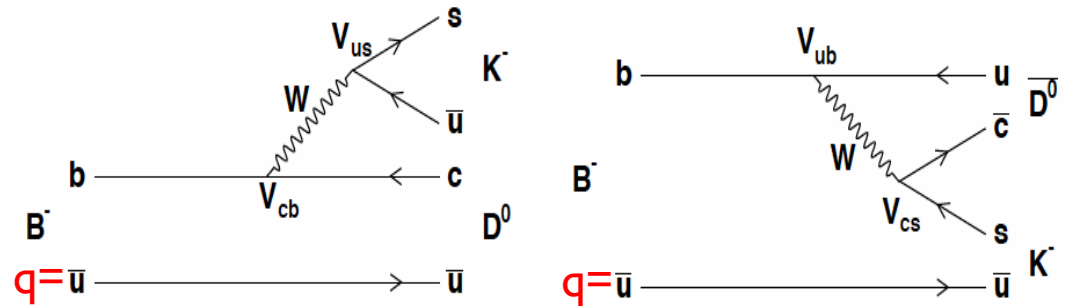
Belle should be able to reduce the uncertainties on $B \rightarrow D^{(*)} \tau \nu$ soon at similar level than BABAR.

V_{ub} phase: (SM value of $\rho \eta$)

$q=u$: with D and anti-D in same final state
 $B^\pm \rightarrow DX_s$ $X_s = \{K^\pm, K^\pm \pi\pi, K_s \pi\pi, K^{*\pm}, \dots\}$

$q=d$: with D and anti-D in same final state
 $B \rightarrow DK^*$

$q=s$: Time dependent CP analysis.
 $B_s \rightarrow D_s K$



In the case $q=u,c$ the **experimental analysis is relatively simple**, selecting and counting events to measure the ratios between B and anti-B decays. However the extraction of γ requires the knowledge of the ratio of amplitudes ($r_{B(D)}$) and the difference between the strong and weak phase in B and D decays ($\delta_{B(D)}$) \rightarrow **charm factories input.**

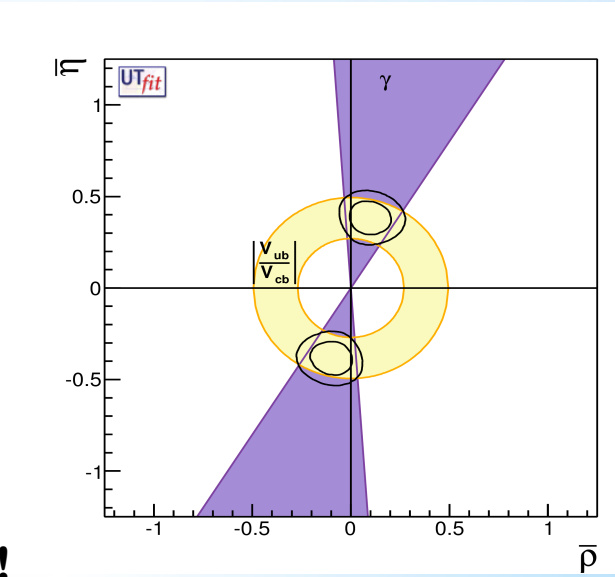
The **most precise determination of γ** from B-factories is from the **Dalitz analysis when $D \rightarrow K_s \pi\pi$.**

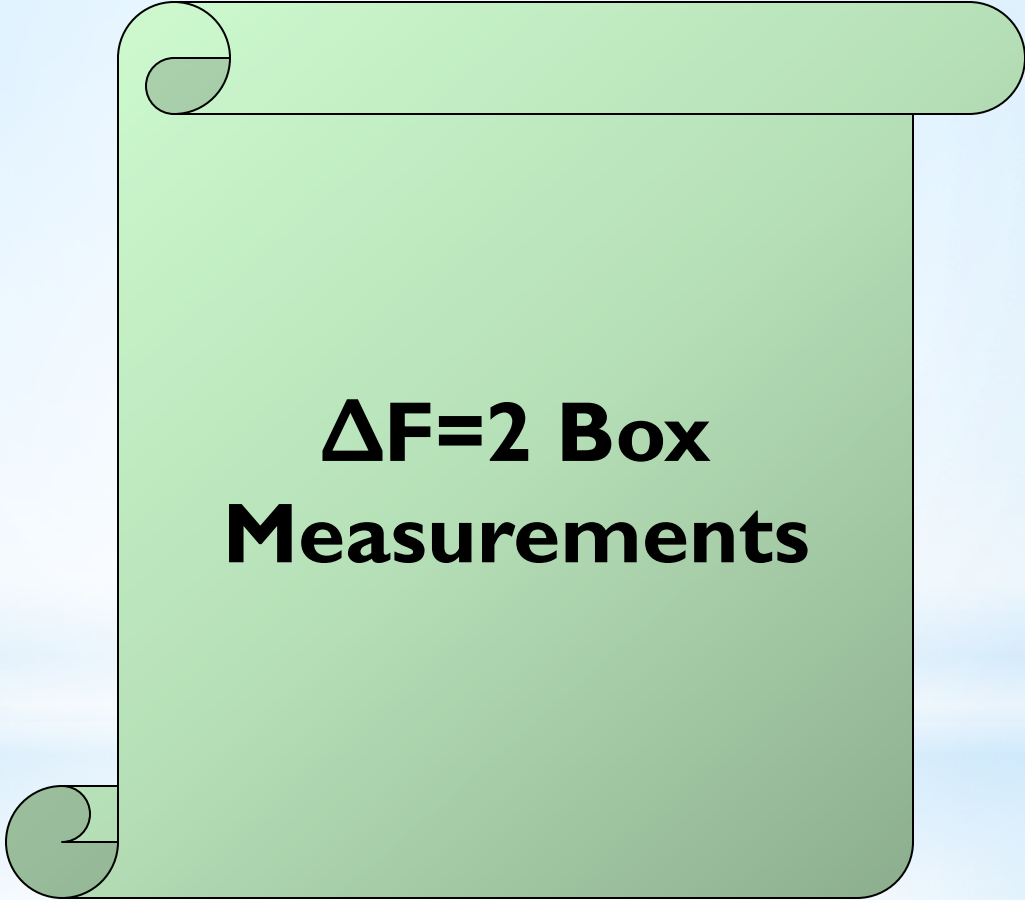
$$\gamma = 76 \pm 10^\circ$$

LHCb has already shown the largest signals and **most precise measurements of the ratios** between B and anti-B decays, and Dalitz analysis is on its way

\rightarrow **expect competitive measurement already now!**

A precise determination of γ ($O(1^\circ)$) is one of the highest priorities to be able to decide if there is new physics in $\Delta B=2$ box diagrams!



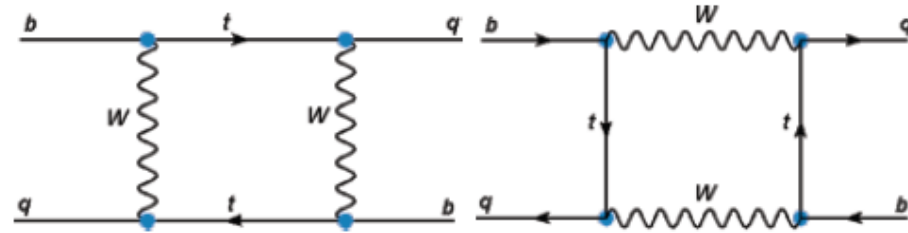


**$\Delta F=2$ Box
Measurements**

$\Delta F=2$ box in $b \rightarrow q$ transitions

$$\langle B_q^0 | M_{12}^{SM+NP} | \bar{B}_q^0 \rangle \equiv \Delta_q^{NP} \cdot \langle B_q^0 | M_{12}^{SM} | \bar{B}_q^0 \rangle$$

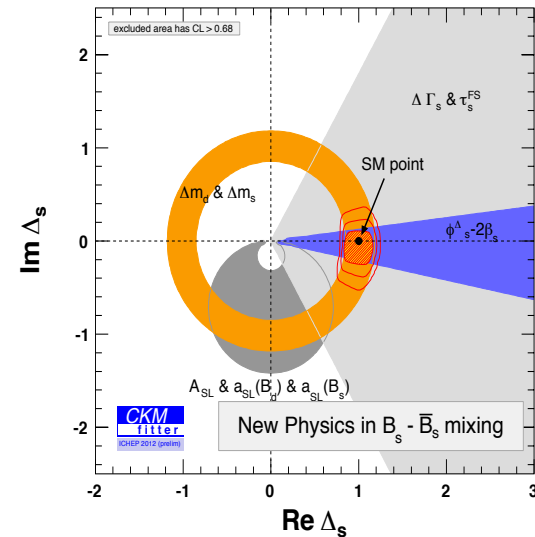
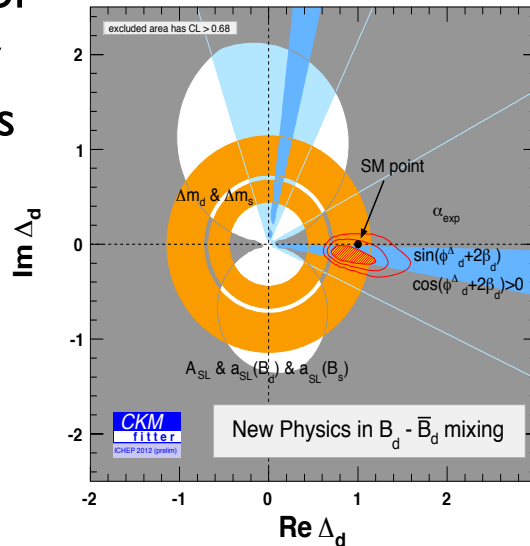
$$\Delta_q^{NP} = \text{Re}(\Delta_q) + i \text{Im}(\Delta_q) = |\Delta_q| e^{i\phi^{\Delta_q}}$$



No significant evidence of NP in B_d or B_s mixing (B_d plot updated with new $B \rightarrow \tau \nu$ results). B_s results much less sensitive to discrepancies in tree measurements.

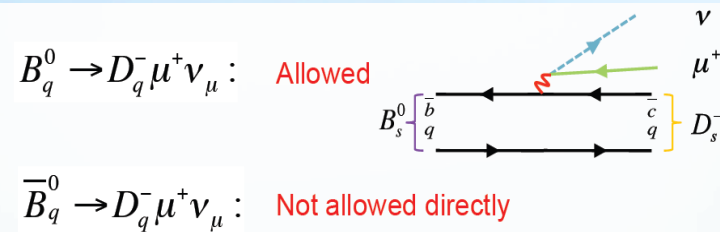
New CP phases **in dispersive** contribution to box diagrams constrained to be **<12% (<20%)** for $B_d(B_s)$.

Courtesy S. Descotes-Genon on behalf of CKMfitter coll.



Need “percent” precision to disentangle new CP phases in B_d and B_s mixing

$\Delta F=2$ box in $b \rightarrow q$ transitions



$$a_{SL}^q = \frac{\Gamma(\bar{B}(t) \rightarrow f) - \Gamma(B(t) \rightarrow \bar{f})}{\Gamma(\bar{B}(t) \rightarrow f) + \Gamma(B(t) \rightarrow \bar{f})} = \frac{N_b^{++} - N_b^{--}}{N_b^{++} + N_b^{--}}$$

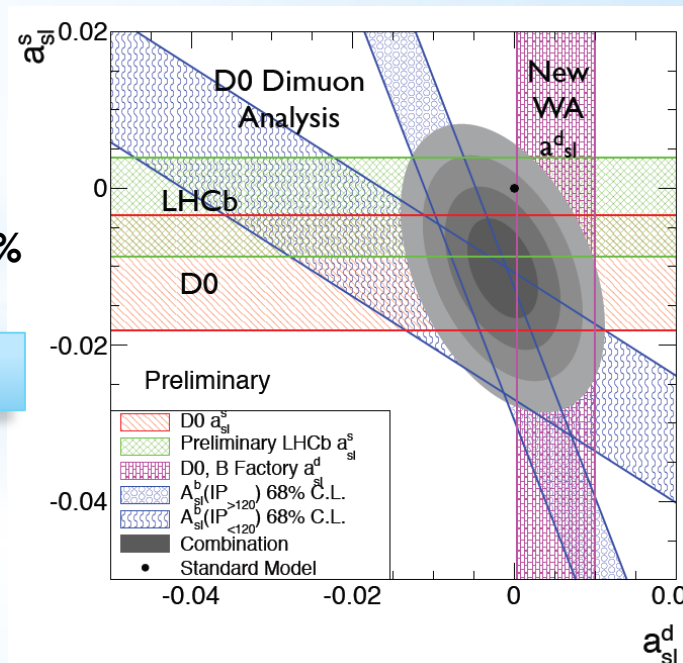
Could it be that we have large NP effects in the **absorptive** part?

D0 measurement uses also the much larger sample of single muon decays (much reduced sensitivity to a_{SL} but similar background than dimuon) to **reduce drastically systematic** uncertainties. The measurement is a **linear combination of $a_{SL}(B_d)$ and $a_{SL}(B_s)$** .

- D0 Dimuon: $a_{SL}(B_d) = (-0.12 \pm 0.52)\%$, $a_{SL}(B_s) = (-1.81 \pm 1.06)\%$
- D0 exclusive: $a_{SL}(B_d) = (0.93 \pm 0.47)\%$, $a_{SL}(B_s) = (-1.08 \pm 0.74)\%$
- B-Factories average: $a_{SL}(B_d) = (-0.05 \pm 0.56)\%$
- LHCb exclusive ($B_s \rightarrow D_s[\Phi\pi]\mu\nu X$): $a_{SL}(B_s) = (-0.24 \pm 0.63)\%$

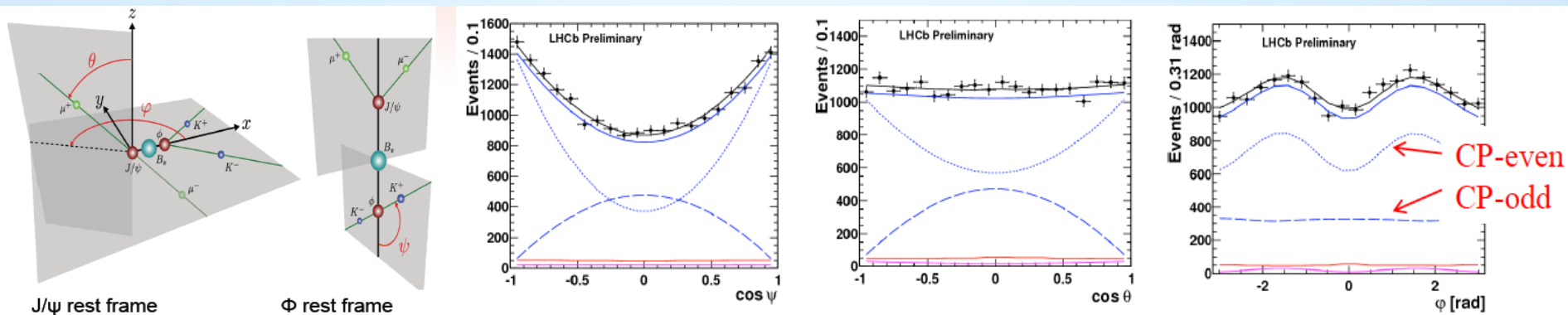
Combination: $a_{SL}(B_d) = (-0.15 \pm 0.29)\%$, $a_{SL}(B_s) = (-1.02 \pm 0.42)\%$

$a_{SL}(B_s)$ is 2.5σ from SM. Need precision measurement (LHCb) to conclude on NP in a_{SL} .

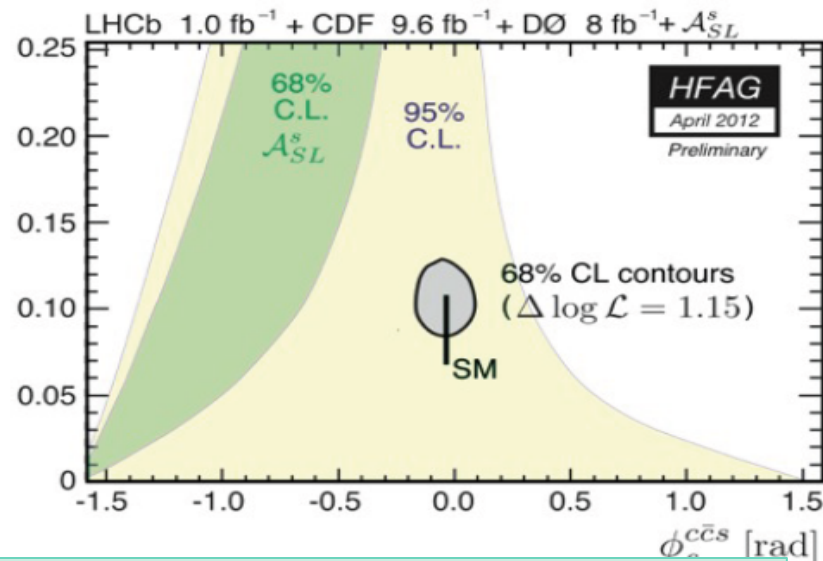
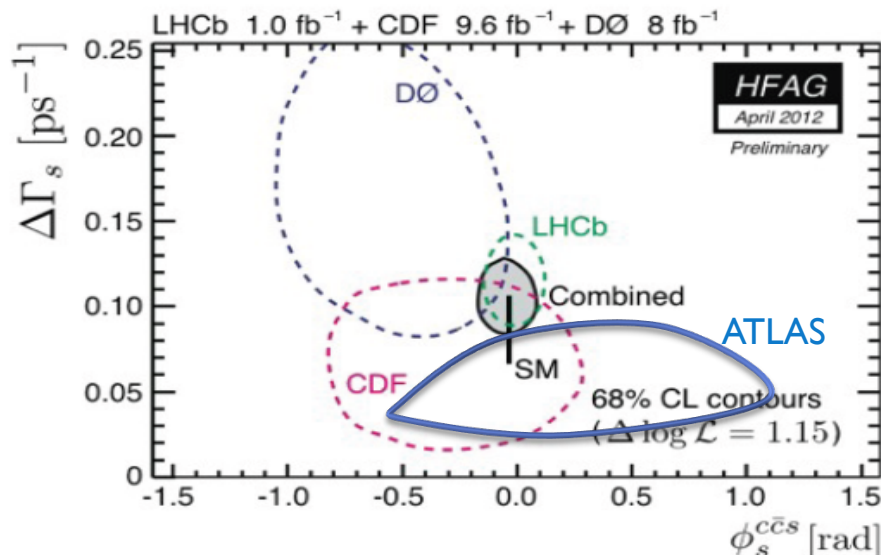


$\Delta F=2$ box in $b \rightarrow s$ transitions

Large CP phases from NP contributing to the **dispersive part (M_{12})** have already been excluded by the precise LHCb **time-dependent angular analysis of the decay $B_s \rightarrow J/\psi \Phi$** .



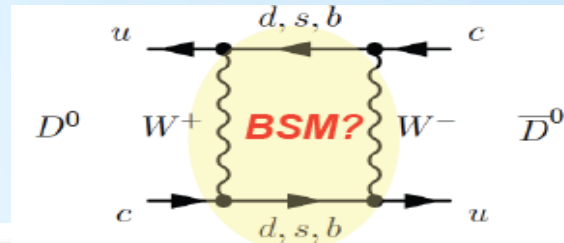
Clear **tension** between $a_{SL}(B_s)$ and the **indirect CP asymmetry** measurements from LHCb.



Looking now for NP effects of similar order than the SM CP phase in B_s .

$\Delta F=2$ box in $c \rightarrow u$ transitions

$$|D^0(t)\rangle = \left[|D^0\rangle \cosh\left(\frac{ix+y}{2}t\right) + \frac{q}{p} |\bar{D}^0\rangle \sinh\left(\frac{ix+y}{2}t\right) \right] \times e^{-\frac{1}{2}(1+\frac{im}{\Gamma})t}$$

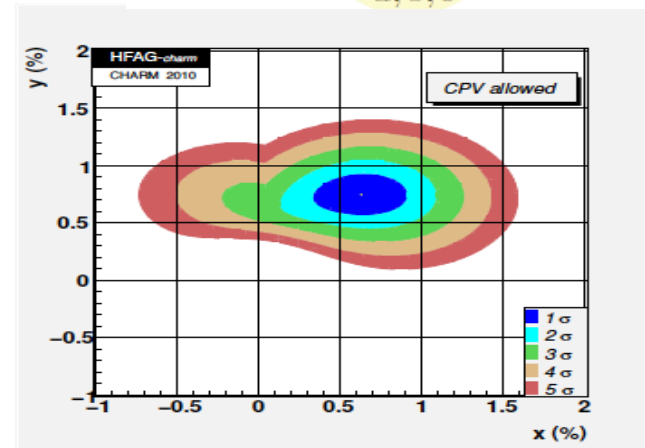


Charm mixing parameters dominated by (b&s)-quark box within SM, could be sensitive to “up” type of NP :

$$x = 2(m_1 - m_2) / (\Gamma_1 + \Gamma_2)$$

$$y = (\Gamma_1 - \Gamma_2) / (\Gamma_1 + \Gamma_2)$$

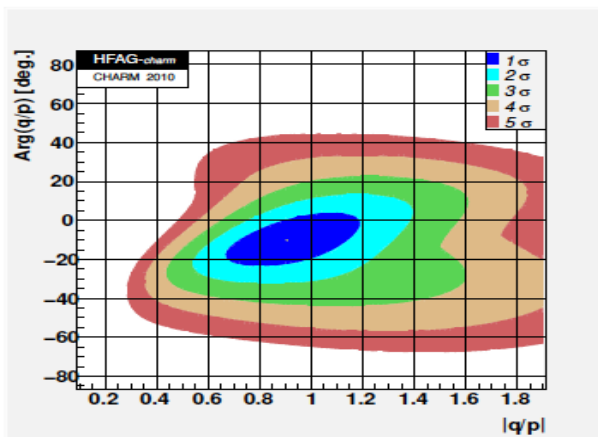
Determined from several decays at B-factories. More than 10σ evidence from the combination and compatible with SM expectations.



$$x = (0.63 \pm 0.20)\%$$

$$y = (0.80 \pm 0.13)\%$$

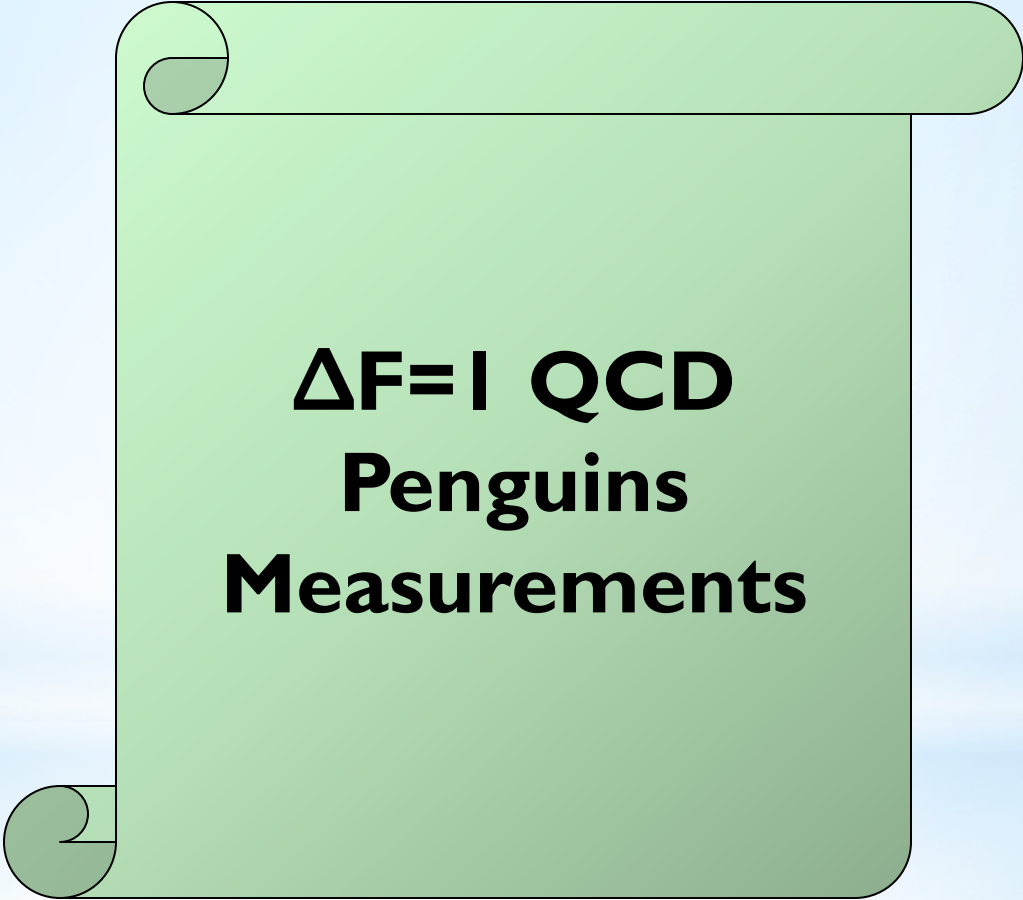
No CP violation ($q/p=1$, $\Phi=1$) is consistent with time dependent analysis at B-factories.



$$|q/p| = 0.91^{+0.18}_{-0.16}$$

$$\phi(^{\circ}) = -10.0^{+9.4}_{-8.9}$$

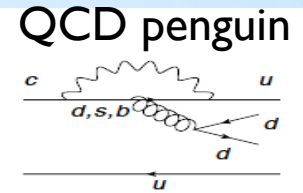
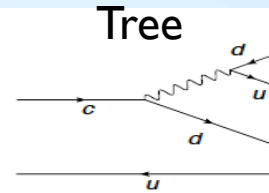
Next is to find clear evidence for indirect CP violation in charm mixing.



**$\Delta F=1$ QCD
Penguins
Measurements**

$\Delta F=1$ QCD penguins in $c \rightarrow u$ transitions: Charm decays

$$A_{CP}(D^0 \rightarrow h^+h^-) = \frac{\Gamma(D^0 \rightarrow h^+h^-) - \Gamma(\bar{D}^0 \rightarrow h^+h^-)}{\Gamma(D^0 \rightarrow h^+h^-) + \Gamma(\bar{D}^0 \rightarrow h^+h^-)}$$



$$c \rightarrow u (|V_{cb}V_{ub}| \propto \lambda^5)$$

But could we have large (unexpected) **direct CP violation** in Charm decays?
A priori, consensus was **CP violation $O(1\%)$** would be “clear” sign for NP.

$D^{*\pm} \rightarrow D^0 \pi^\pm \rightarrow [h^+h^-] \pi^\pm$ **charge of the pion** determines the **flavour of D^0** .

$\Delta A_{CP} = A_{CP}(K^+K^-) - A_{CP}(\pi^+\pi^-)$ **cancels detector and production asymmetries** to first order.
 The SM and most NP models predicts opposite sign for KK and $\pi\pi$.

$$\Delta A_{CP} = -0.82 \pm 0.24 \text{ LHCb (PRL 108, 111602 (2012))}$$

$$\Delta A_{CP} = -0.62 \pm 0.23 \text{ CDF (Preliminary CHARM 2012)}$$

$$\Delta A_{CP} = -0.87 \pm 0.41 \text{ BELLE (Preliminary ICHEP 2012)}$$

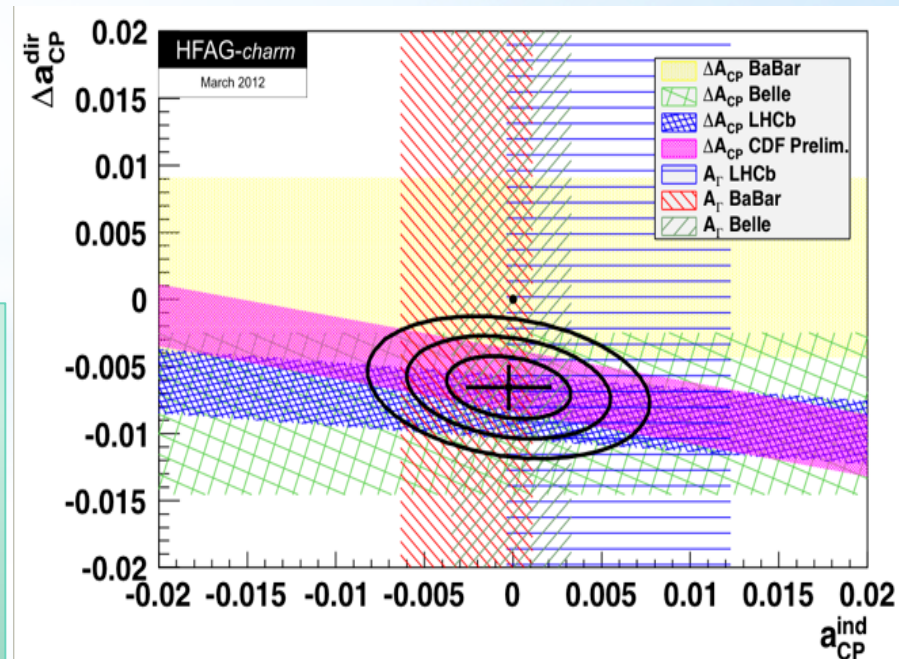
$$\Delta A_{CP} \approx \Delta a_{CP}^{\text{dir}} (1 + y_{CP} \langle \bar{t} \rangle / \tau) + a_{CP}^{\text{ind}} \Delta \langle \bar{t} \rangle / \tau$$

Direct CPV evidence ($>4\sigma$)

$$a_{CP}^{\text{ind}} = (-0.025 \pm 0.231)\%$$

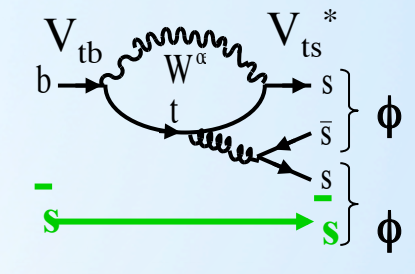
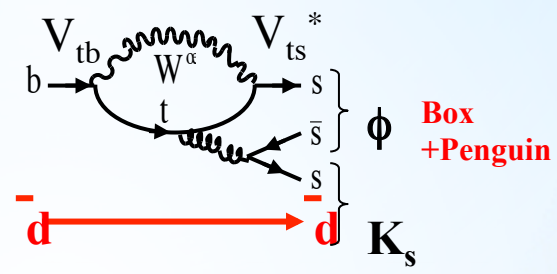
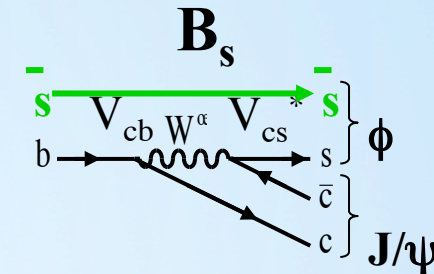
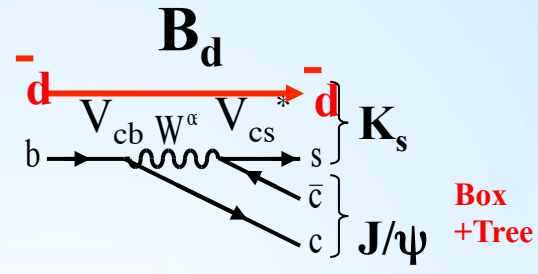
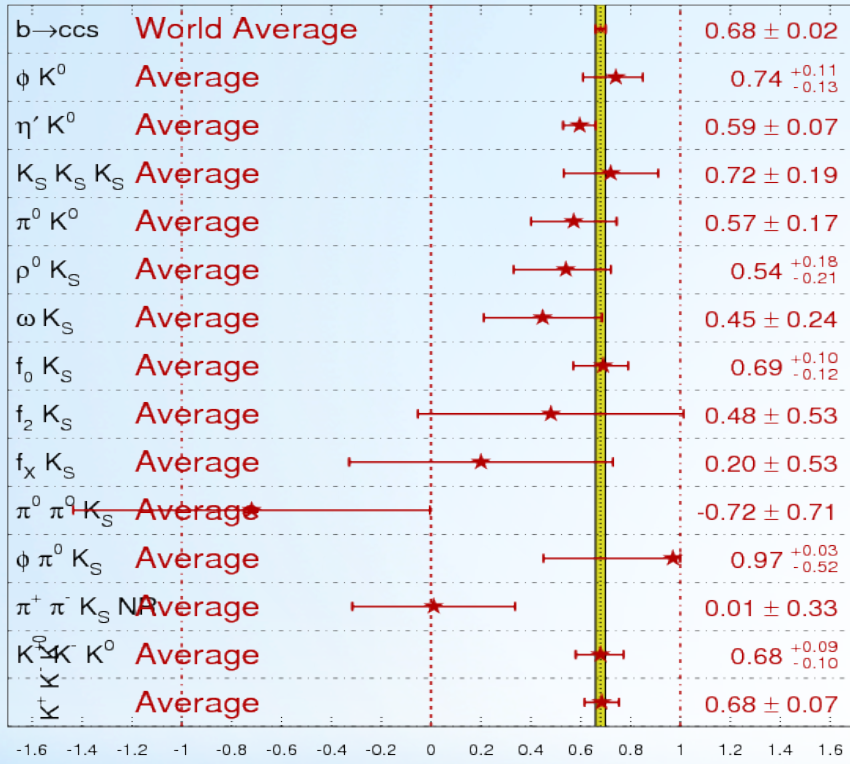
$$\Delta a_{CP}^{\text{dir}} = (-0.656 \pm 0.154)\%$$

Is it SM or not? More work for theorists and for experiments to find CPV in related channels!



$\Delta F=1$ QCD penguins in $b \rightarrow q$ transitions

$\sin(2\beta^{\text{eff}}) \equiv \sin(2\phi_1^{\text{eff}})$ **HFAG**
 Moriond 2012
 PRELIMINARY



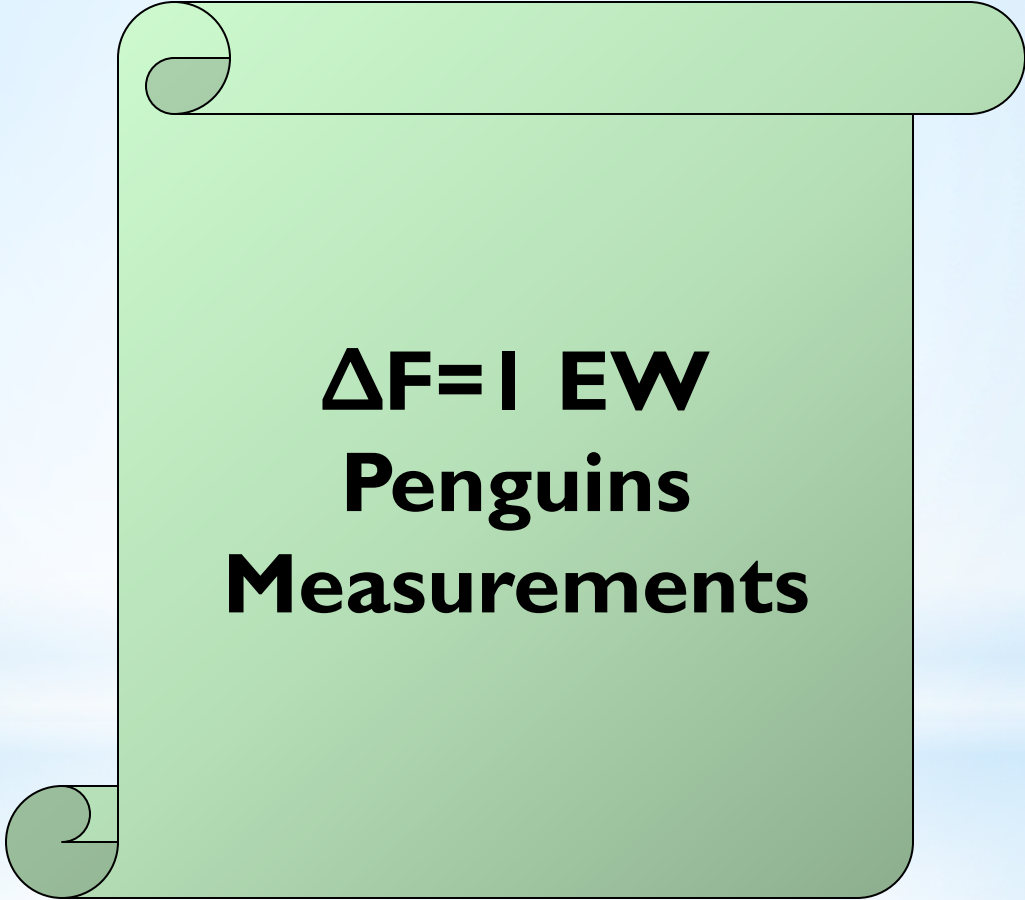
$\beta(\text{tree}) - \beta(\text{penguin}) = \delta\beta(\text{NP})$

$\beta_s(\text{tree}) - \beta_s(\text{penguin}) = \delta\beta(\text{NP})$

No significant discrepancy between $b \rightarrow ccs$ and s -penguin measurements. However, there may be a tendency and effects $O(\delta\beta \sim -10\%)$ are not excluded.

The effect of the s -penguins can be measured precisely at LHCb both in the B_d and B_s system. Future super-B factories may improve further on B_d decays.

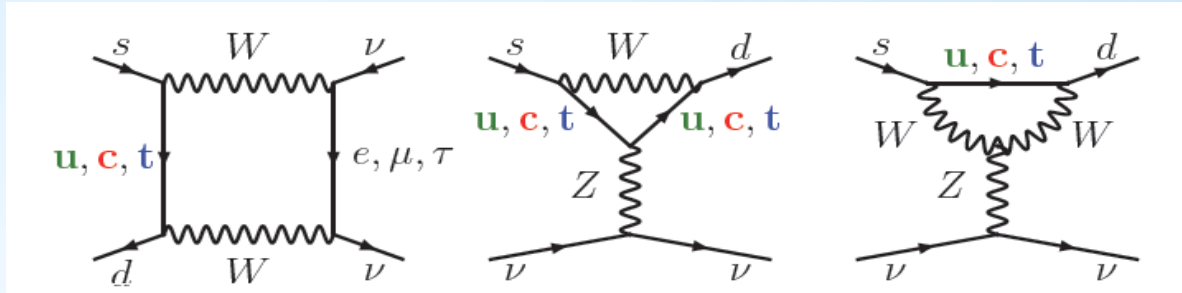
An $O(\%)$ measurement can reveal NP effects in s -penguins



$\Delta F = I_{EW}$
Penguins
Measurements

$\Delta F=1$ EW penguins in $s \rightarrow d$ transitions: Kaon decays

$$s \rightarrow d \quad (|V_{ts} V_{td}| \propto \lambda^5)$$



$K^+ \rightarrow \pi^+ \nu \nu$ and $K \rightarrow \pi^0 \nu \nu$ are certainly the “cleanest” Kaon decays (not long distance pollution affecting lepton modes, dominated by a single operator) and provide sensitivity to $|V_{td}|$.

$BR_{TH}(K^+ \rightarrow \pi^+ \nu \nu) = (7.8 \pm 0.8) \times 10^{-11}$ and $BR_{TH}(K^0 \rightarrow \pi^0 \nu \nu) = (2.4 \pm 0.4) \times 10^{-11}$ both uncertainties are expected to be below 10% ultimately. The charged(neutral) mode is sensitive to CP-conserving(violating) NP.

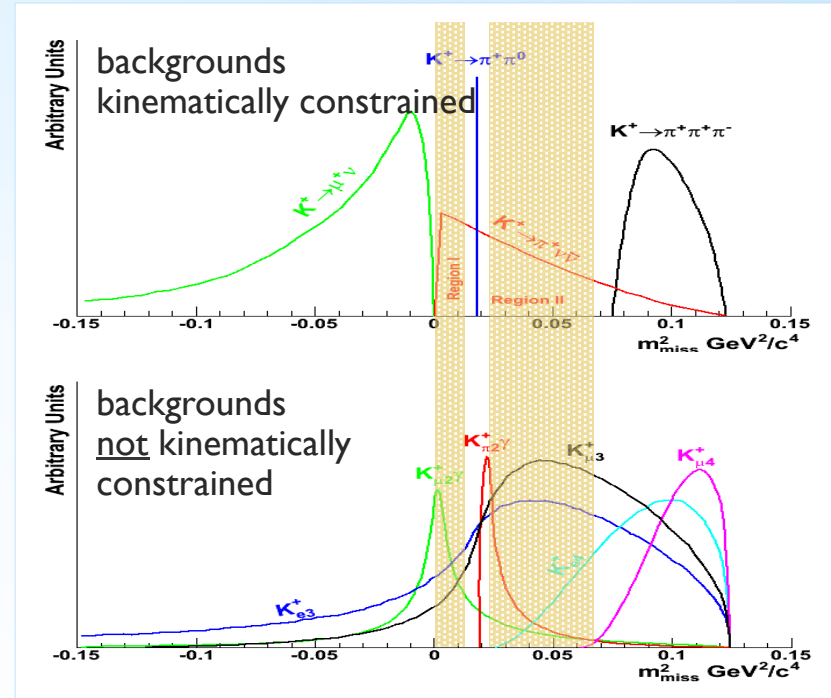
BNL E787/E949 have observed 7 $K^+ \rightarrow \pi^+ \nu \nu$ candidates $\rightarrow BR = (17 \pm 11) \times 10^{-11}$
 KEK E391 has no $K^0 \rightarrow \pi^0 \nu \nu$ candidates $\rightarrow BR < 2.6 \times 10^{-8}$ @90% C.L.

$\Delta F=1$ EW penguins in $s \rightarrow d$ transitions: Kaon decays

NA62 at CERN should start taking data when the SPS is available after the LSI (**2014**), using the technique of **decay in flight** expect to decrease the **experimental uncertainty to $\sim 10\%$ on $BR(K^+ \rightarrow \pi^+ \nu \nu)$** . After the LS2 (**2018**), if a factor 10^8 π^0 rejection has been achieved, NA62 plans to attempt to measure the **neutral mode** (upgrades in the beam, target and detector would be needed). $K_L \rightarrow \pi^0 \pi^0$ is further suppressed by CP-conservation!

KOTO at J-PARC is expected to start data taking in **2014** and **improve the limits on the neutral mode**, eventually reaching the SM level. **KOTO-2** has the potential to even go further in precision.

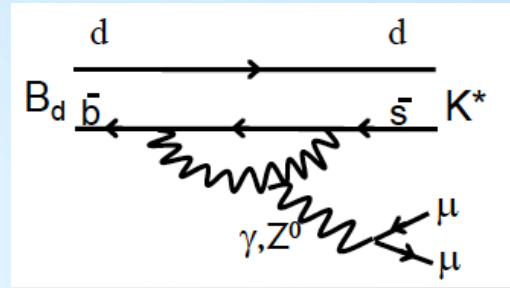
In a somehow longer term (**2018**) **ORKA** (using **stopped Kaons** at Fermilab) may further improve the sensitivity in the charged mode **to 5%**. **Project-X** at Fermilab can improve on both modes in the future.



Expect significant improvements in both modes in the next 5 years

$\Delta F=1$ EW penguins in $b \rightarrow s$ transitions: $B \rightarrow K^* \mu \mu$ angular analysis

$$b \rightarrow s \left(|V_{tb} V_{ts}| \alpha \lambda^2 \right)$$

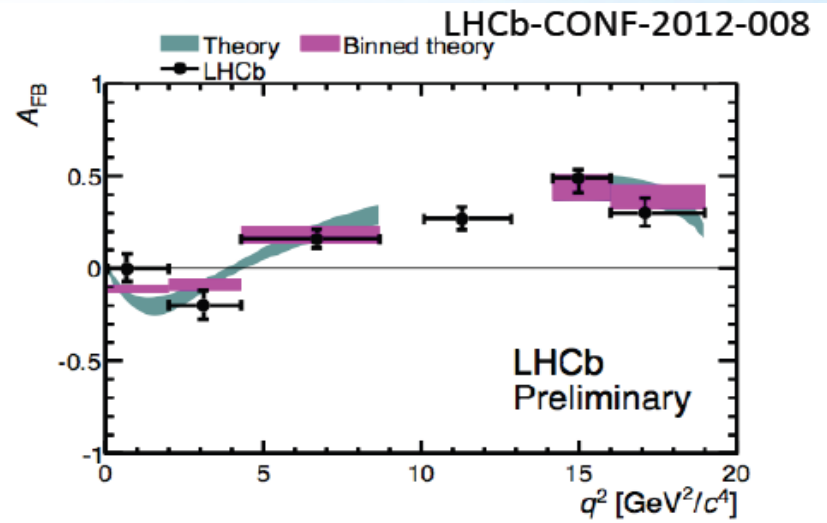
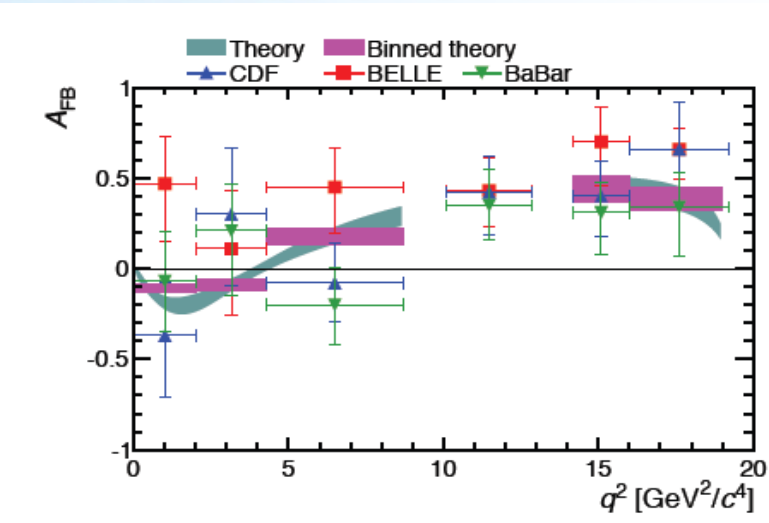


$B \rightarrow K^* \mu \mu$ is the **golden mode** to test **new vector(-axial) couplings** in $b \rightarrow s$ transitions. $K^* \rightarrow K \pi$ is self tagged, hence angular analysis ideal to test helicity structure.

Results from **B-factories** and **CDF** very much **limited by the statistical** uncertainty. **LHCb** already has in 2011 the **largest sample** (~900 candidates). A_{FB} vs q^2 found to be in good agreement with SM predictions, and allowed the first determination of the zero-crossing point:

$$q^2(A_{FB}=0) = 4.9^{+1.1}_{-1.3} \text{ GeV}^2/c^4$$

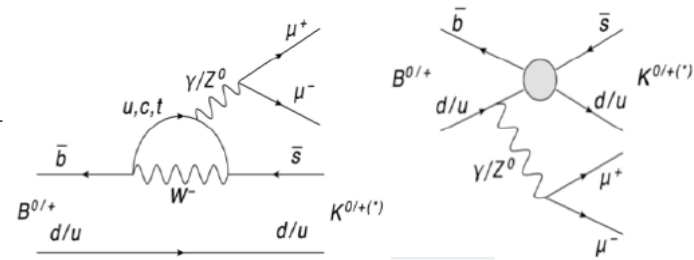
Many more theoretical clean observables are available with larger statistics.



Strong constraints in generic models of NP. Interest to improve the precision.

$\Delta F=1EW$ penguins in $b \rightarrow s$ transitions: $B \rightarrow K(*) \mu \mu$ Isospin analysis

# of evts	BaBar 2012 471 M $\bar{B}B$	Belle 2009 605 fb $^{-1}$	CDF 2011 6.8 fb $^{-1}$	LHCb 2011 1 fb $^{-1}$
$B^0 \rightarrow K^{*0} \ell \bar{\ell}$	$137 \pm 44^\dagger$	$247 \pm 54^\dagger$	164 ± 15	900 ± 34
$B^+ \rightarrow K^{*+} \ell \bar{\ell}$			20 ± 6	76 ± 16
$B^+ \rightarrow K^+ \ell \bar{\ell}$	$153 \pm 41^\dagger$	$162 \pm 38^\dagger$	234 ± 19	1250 ± 42
$B^0 \rightarrow K_S^0 \ell \bar{\ell}$			28 ± 9	60 ± 19

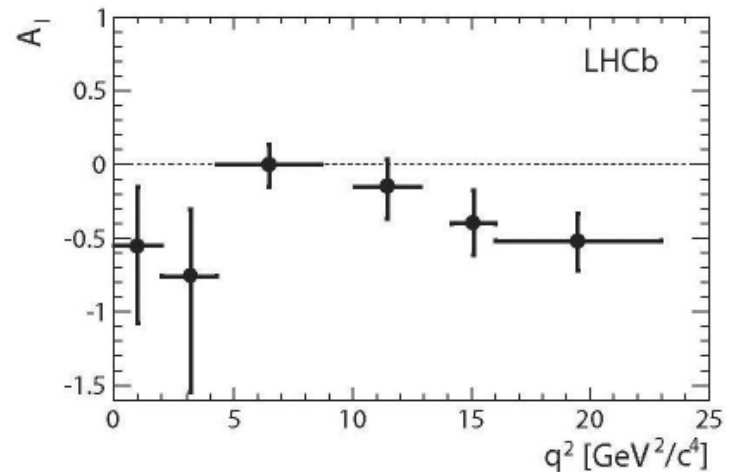
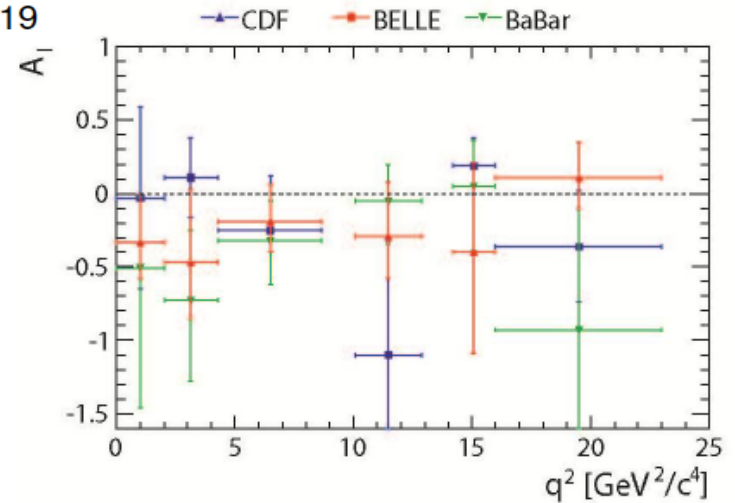


$$A_I = \frac{\mathcal{B}(B^0 \rightarrow K^{(*)0} \mu^+ \mu^-) - \frac{\tau_0}{\tau_+} \mathcal{B}(B^\pm \rightarrow K^{(*)\pm} \mu^+ \mu^-)}{\mathcal{B}(B^0 \rightarrow K^{(*)0} \mu^+ \mu^-) + \frac{\tau_0}{\tau_+} \mathcal{B}(B^\pm \rightarrow K^{(*)\pm} \mu^+ \mu^-)}$$

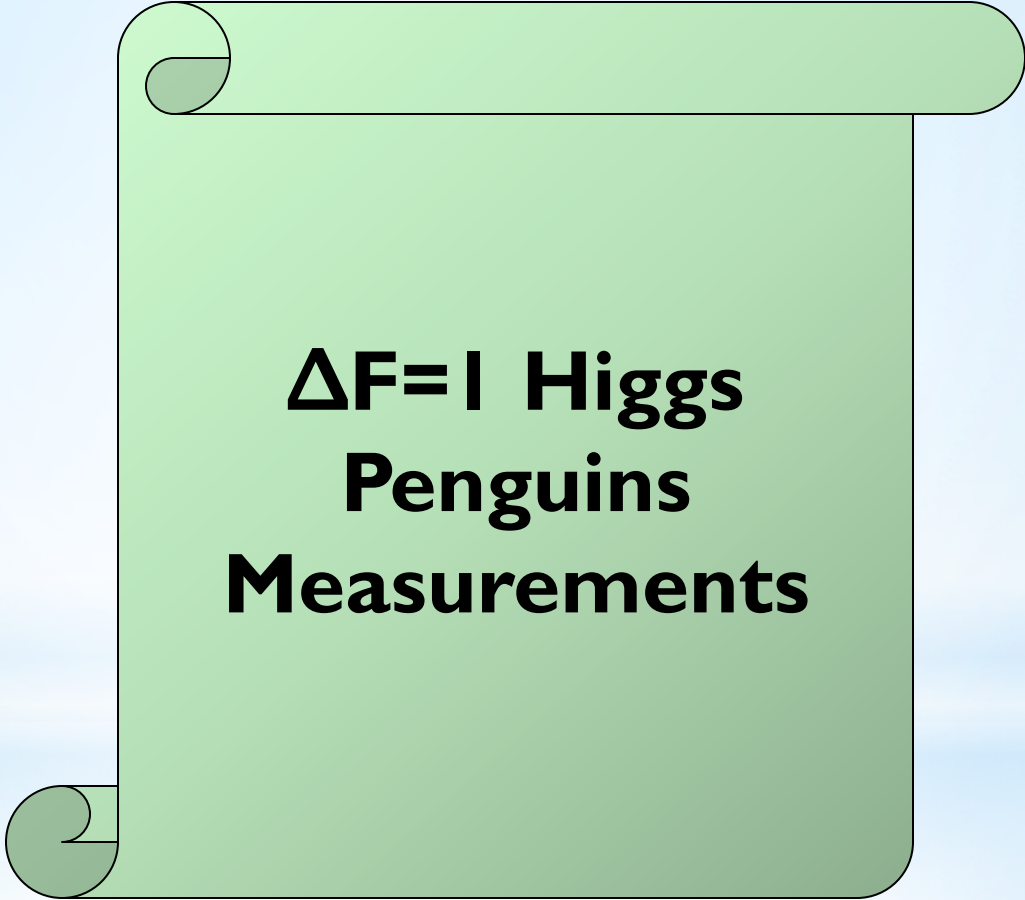
Within the SM the decays $B \rightarrow K \mu \mu$ and $B^+ \rightarrow K^+ \mu \mu$ are expected to have very similar BR, ($O(\%)$ differences at low q^2).

While this is indeed what is observed for $B \rightarrow K^* \mu \mu$ and $B^+ \rightarrow K^{*+} \mu \mu$, **recent LHCb results** seem to confirm previous less precise measurements of the **isospin asymmetry** in $B \rightarrow K \mu \mu$ decays to be **significantly negative ($>4\sigma$)**.

No clear interpretation so far.

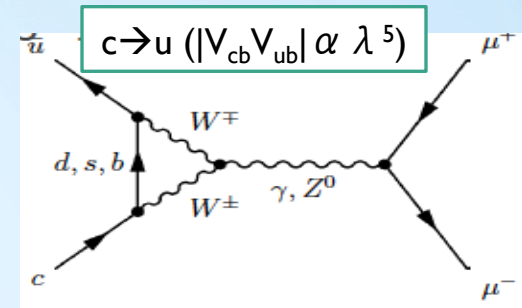


[arXiv:1205.3422]



**$\Delta F=1$ Higgs
Penguins
Measurements**

$\Delta F=1$ Higgs penguins in $c \rightarrow u$ transitions: Charm decays



The **pure leptonic** decays of **D, K and B** mesons are a particular interesting case of EW penguin. The **helicity suppression** of the vector(-axial) terms, makes these decays particularly sensitive to **new (pseudo-)scalar** interactions \rightarrow **Higgs penguins!**

Short distance contribution to $D \rightarrow \mu \mu$ decays is $O(10^{-18})$ within the SM. **Long distance** contributions could be indeed much larger, but they are limited to be **below 6×10^{-11}** from the existing **limits on $D \rightarrow \gamma \gamma$** . **Charm decays complement K and B mesons decays.**

Experimental control of the **peaking background is crucial ($D \rightarrow \pi\pi$)**. Best existing limit before this spring/summer was from **Belle**, $< 1.4 \times 10^{-7} @ 90\% \text{C.L.}$

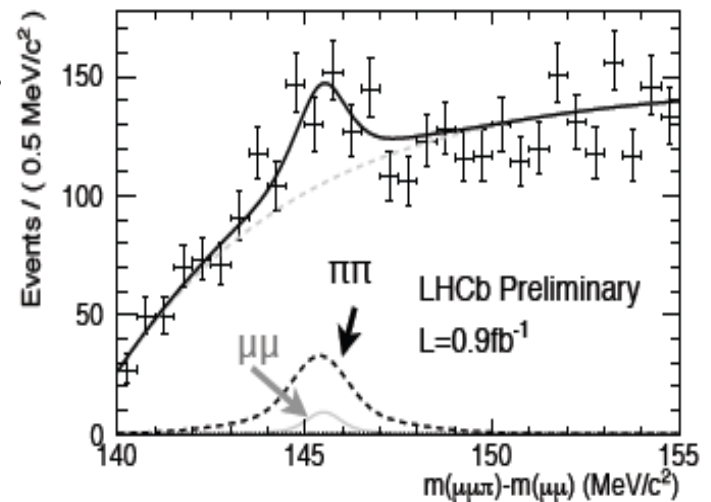
LHCb results this spring:

$$< 1.3(1.1) \times 10^{-8} @ 95(90)\% \text{C.L.}$$

CMS results this summer: $< 5.4 \times 10^{-7} @ 90\% \text{C.L.}$

And **BABAR** results this summer show a **slight excess of candidates** (8 observed, 3.9 ± 0.6 bkg) which was interpreted as a **two-sided 90% C.L. limit**, $[0.6, 8.1] \times 10^{-7}$, tension with LHCb results.

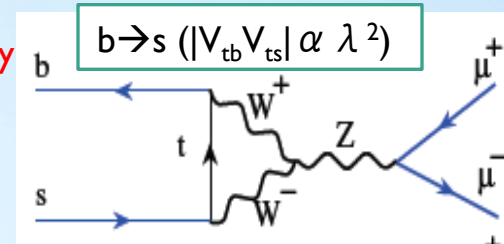
Δm for $m(\mu\mu) \in [1820, 1880] \text{ MeV}$



LHCb will study the theoretical clean region between 10^{-8} and 10^{-11}

$\Delta F=1$ Higgs penguins in $b \rightarrow d, s$ transitions: B decays

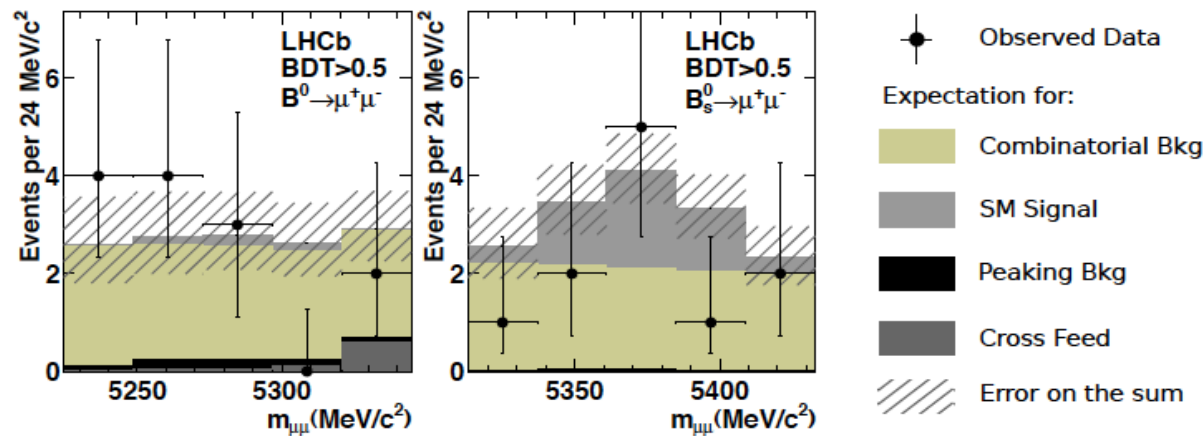
The pure leptonic decay of the B mesons is well predicted theoretically, and experimentally is exceptionally clean (in particular for B_s , peaking background is very small).



Within the SM,

$$\text{BR}_{\text{SM}}(B_s \rightarrow \mu \mu) = (3.2 \pm 0.3) \times 10^{-9} \text{ (arXiv:1208.0934)}$$

$$\text{BR}_{\text{SM}}(B \rightarrow \mu \mu) = (1.0 \pm 0.1) \times 10^{-10}$$



Limits for B^0 at 95% C.L.

- CDF $\text{BR}(B^0 \rightarrow \mu^+ \mu^-) < 4.6 \times 10^{-9}$
- CMS $\text{BR}(B^0 \rightarrow \mu^+ \mu^-) < 1.8 \times 10^{-9}$
- LHCb $\text{BR}(B^0 \rightarrow \mu^+ \mu^-) < 1.0 \times 10^{-9}$

LHCb and CMS are the experiments with highest sensitivity:

$1/fb(\text{LHCb}) \sim 7/fb(\text{CMS})$ as in 2011 analysis.

Preliminary upper limits (95% CL)

LHC combination: $\text{BR}(B_s \rightarrow \mu \mu) < 4.2 \times 10^{-9}$, $\text{BR}(B \rightarrow \mu \mu) < 8.1 \times 10^{-10}$

The probability that the observed number of B_s candidates is in agreement with background only is 5% (i.e. $\sim 2\sigma$ evidence)

Measurement of $\text{BR}(B_s \rightarrow \mu \mu)$ very soon. Next improve precision $O(5\%)$ and measure ratio $\text{BR}(B \rightarrow \mu \mu) / \text{BR}(B_s \rightarrow \mu \mu)$

Limits for B_s^0 at 95% C.L.

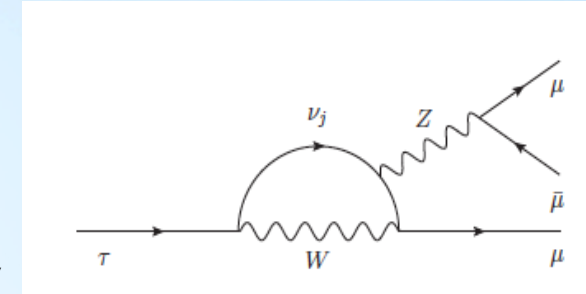
- D0 $\text{BR}(B_s^0 \rightarrow \mu^+ \mu^-) < 51 \times 10^{-9}$
- CDF $\text{BR}(B_s^0 \rightarrow \mu^+ \mu^-) < 31 \times 10^{-9}$
- ATLAS $\text{BR}(B_s^0 \rightarrow \mu^+ \mu^-) < 22 \times 10^{-9}$
- CMS $\text{BR}(B_s^0 \rightarrow \mu^+ \mu^-) < 7.7 \times 10^{-9}$
- LHCb $\text{BR}(B_s^0 \rightarrow \mu^+ \mu^-) < 4.5 \times 10^{-9}$



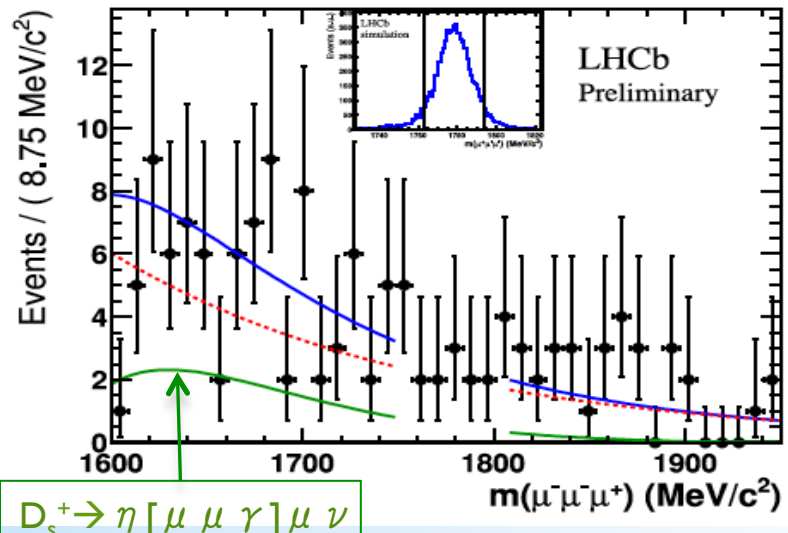
Charged Lepton Measurements

Tau Flavour Violation Decays: $\tau \rightarrow \mu \gamma$, $\tau \rightarrow \mu \mu \mu$

The discovery of **neutrino oscillations** implies **CLFV at some level**.
 Many extensions of the SM to explain neutrino masses, introduce large CLFV effects (depends on the nature of neutrinos, **Dirac vs Majorana**).
 The ratio between $\tau \rightarrow \mu \gamma$ and $\tau \rightarrow \mu \mu \mu$ is a very powerful test.



Taus are **copiously produced** both **at flavour-factories and at LHC** (mainly from charm decays).



Best limits at 90% C.L. , so far, from **B-factories**:

	$\text{BR}(\tau \rightarrow \mu \gamma)$	$\text{BR}(\tau \rightarrow \mu \mu \mu)$
BELLE:	4.5×10^{-8}	2.1×10^{-8}
BABAR:	4.4×10^{-8}	3.3×10^{-8}
LHCb:	-	6.3×10^{-8}

New **preliminary result** from **LHCb with 1/fb at 7 TeV** looks very promising. **More statistics and analysis improvements are already on hand.**

The **LHCb-upgrade** with 50/fb should reach $\text{BR}(\tau \rightarrow \mu \mu \mu) < [0.1-8] \times 10^{-9}$.

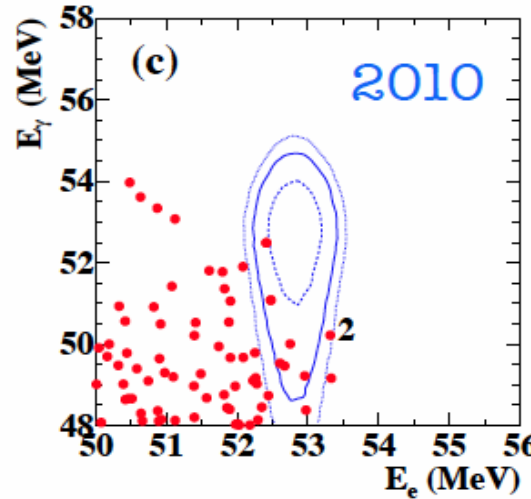
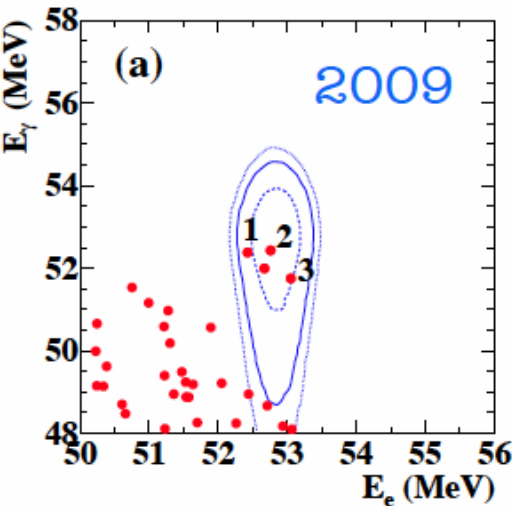
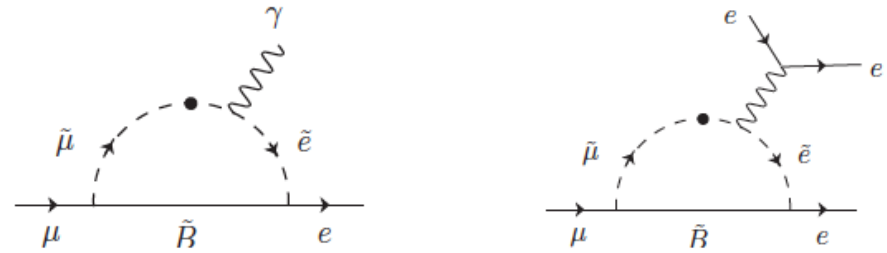
A **super B-factory** with 50/ab should reach $\text{BR}(\tau \rightarrow \mu \mu \mu) < [0.2-1] \times 10^{-9}$ and $\text{BR}(\tau \rightarrow \mu \gamma) < [2-3] \times 10^{-9}$.

Very clear physics case to improve the sensitivity to tau flavour violating decays.
 A factor 10-100 increase in sensitivity in the near future looks feasible!

Muon Flavour Violation Decays: $\mu \rightarrow e \gamma$, $\mu \rightarrow e e e$, $\mu N \rightarrow e N$

CLFV do **not** have apparent mass scaling.

Whether muon or taus are more important will depend on the nature of NP.



MEG recent results using 2010 data do not confirm 2009 slight excess of $\mu \rightarrow e \gamma$ candidates.

MEG(2010+II): $BR(\mu \rightarrow e \gamma) < 2.4 \times 10^{-12}$ @90% C.L.

Expected limit: 1.6×10^{-12}

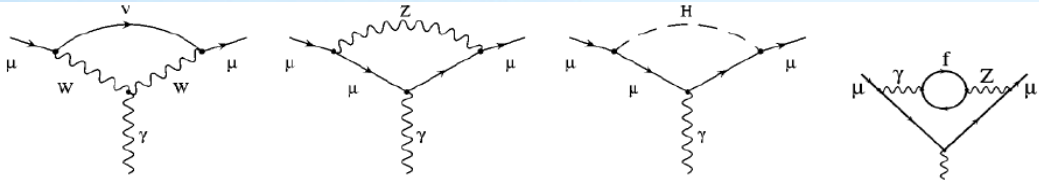
Analysis of **2011** data **ongoing**, expected sensitivity from **2011 data only $\sim 1 \times 10^{-12}$.**

Interesting proposal in Europe ($\mu 3e$ at **PSI**) to improve $\mu \rightarrow e e e$ by four orders of magnitude.

Very clear physics case to improve by several orders of magnitude the sensitivity to muon flavour violating decays.

Process	Current limit	Expected limit		
		5-10 years	10-20 years	
$\mu^+ \rightarrow e^+ \gamma$	2.4×10^{-12} PSI/MEG (2011)	1×10^{-13} PSI/MEG	1×10^{-14} PSI, Project X	
$\mu^+ \rightarrow e^+ e^- e^+$	1×10^{-12} PSI/SINDRUM-I (1988)	1×10^{-15} Osaka/MuSIC	1×10^{-16} PSI/ $\mu 3e$	1×10^{-17} PSI, Project X
$\mu^- N \rightarrow e^- N$	7×10^{-13} PSI/SINDRUM-II (2006)	1×10^{-14} J-PARC/DeeMee	6×10^{-17} FNAL/Mu2e	1×10^{-18} J-PARC, Project X
			J-PARC/COMET	

Muon magnetic and electric dipole moments



$$\vec{\mu} = g \left(\frac{Qe}{2m} \right) \vec{s}, \quad \vec{d} = \eta \left(\frac{Qe}{2mc} \right) \vec{s},$$

$$\vec{\omega}_{a\eta} = \vec{\omega}_a + \vec{\omega}_\eta = -\frac{Qe}{m} \left[a\vec{B} + \left(a - \left(\frac{m}{p} \right)^2 \right) \frac{\vec{\beta} \times \vec{E}}{c} \right] - \eta \frac{Qe}{2m} \left[\frac{\vec{E}}{c} + \vec{\beta} \times \vec{B} \right].$$

$$a_\mu(\text{Standard Model}) = a_\mu(\text{QED}) + a_\mu(\text{Weak}) + a_\mu(\text{Hadronic})$$

Eur. Phys. J. C71, 1515 (2011)

$a_\mu(\text{QED})$	=	116 584 718.09	$\pm 0.15(\alpha^5)$
$a_\mu(\text{HadVP; LO})$	=	6 923.	$\pm 42(\text{Exp})$
$a_\mu(\text{HadVP; HO})$	=	-97.9	$\pm 0.8(\text{Exp}) \pm 0.3(\text{Rad})$
$a_\mu(\text{Had; LBL})$	=	105.	± 26
$a_\mu(\text{Weak; 1 loop})$	=	194.8	
$a_\mu(\text{Weak; 2 loop})$	=	-40.7	$\pm 1(\text{Had}) \pm 2(\text{Higgs})$

$$\Rightarrow a_\mu(\text{SM}) = 116 591 802. \pm 49 \times 10^{-11} \text{ (0.42 ppm)}$$

E821 at Brookhaven stores muons at the “**magic momentum**” to cancel dependence with E, and using the decays $\mu^\pm \rightarrow e \nu \bar{\nu}$ reach an **experimental precision of 0.54 ppm**:

$$\Delta a_\mu = (287 \pm 80) \times 10^{-11} \text{ (3.6 } \sigma \text{)}$$

The observed discrepancy is large compared with weak contribution and uncertainty on hadronic terms.

E821 also provide the best limit on the muon dipole moment as a byproduct: $|\mathbf{d}_\mu| < 1.9 \times 10^{-19} \text{ e cm}$ (@95% CL)

New proposal at Fermilab (P989) aims to reduce the uncertainty on a_μ down to **0.14 ppm** by improving on **statistics (factor 4)** and **systematics (factor 3)**. They also expect to improve on \mathbf{d}_μ down to $\sim 10^{-21} \text{ e cm}$. An alternative approach to measure a_μ with comparable sensitivity is proposed at **J-PARC using muonium** (μe) decays.

Precise measurements of a_μ and/or \mathbf{d}_μ may very well be one of our best chances to see NP



**Fundamental
symmetries**

Neutron electric dipole moment

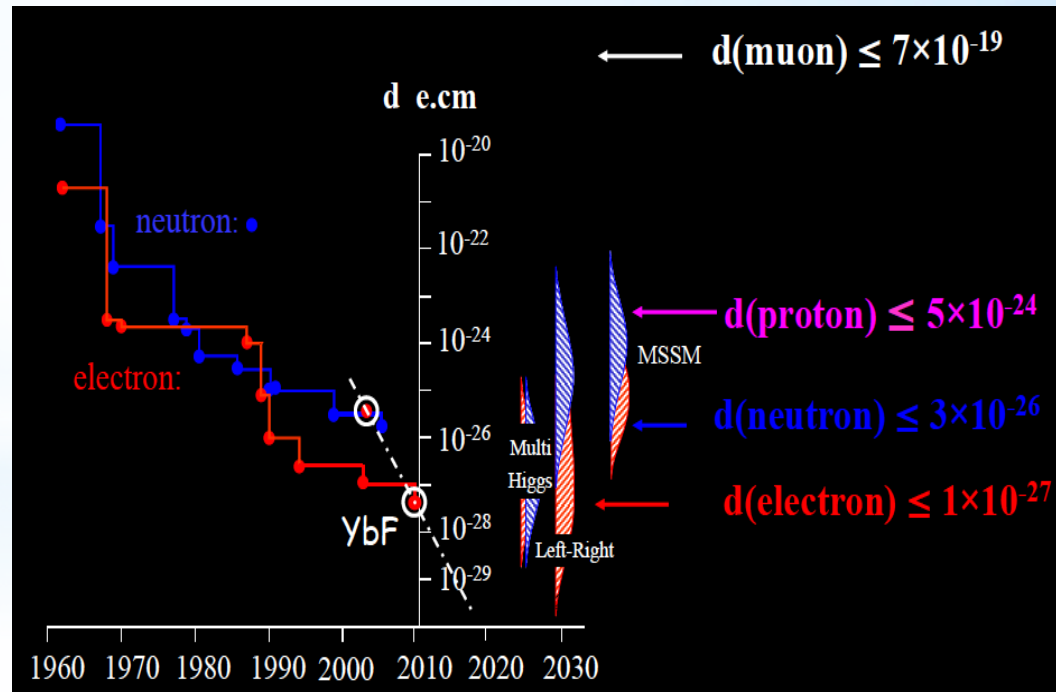
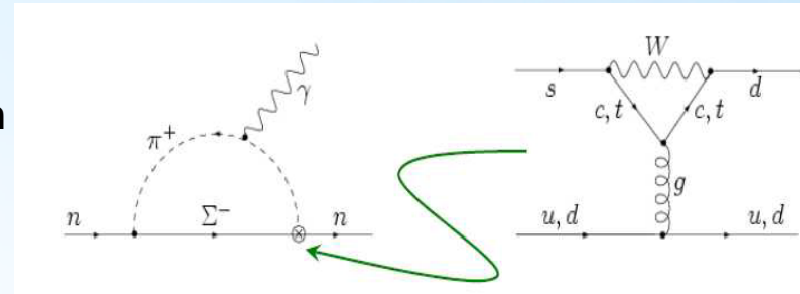
Why the SM does not include **CP violation in the strong sector**? One idea is the spontaneously broken **Peccei-Quinn** symmetry, but where's the **axion**?

Within the SM $d_n^{SM} \sim 10^{-32} - 10^{-34} \text{ e cm}$.

Present experimental status: $d_n < 2.9 \times 10^{-26} \text{ e cm @90\%CL}$. An observation of a non-zero **nEDM** in the foreseeable future will be a **clear indication of NP** (and **most probably CP violation in the strong interactions**)

Many proposal in the world to improve These limits, and in particular in Europe: **ILL, PNPI, PSI and FRM-2**. Essentially all projects aim at 10^{-28} within the next decade. The nEDM experiment at PSI is already taking data.

There are also many proposal to improve precision on EDM in electrons, Nuclei, Atoms and Molecules.



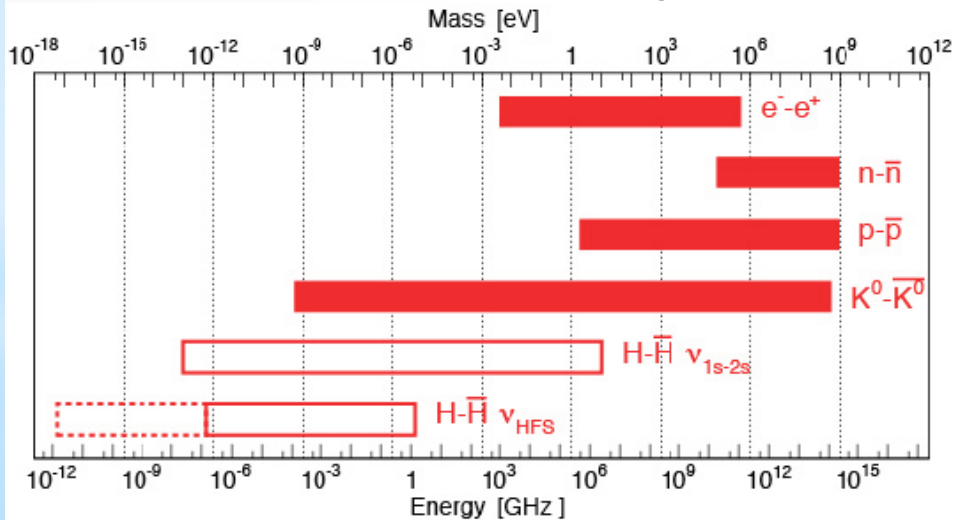
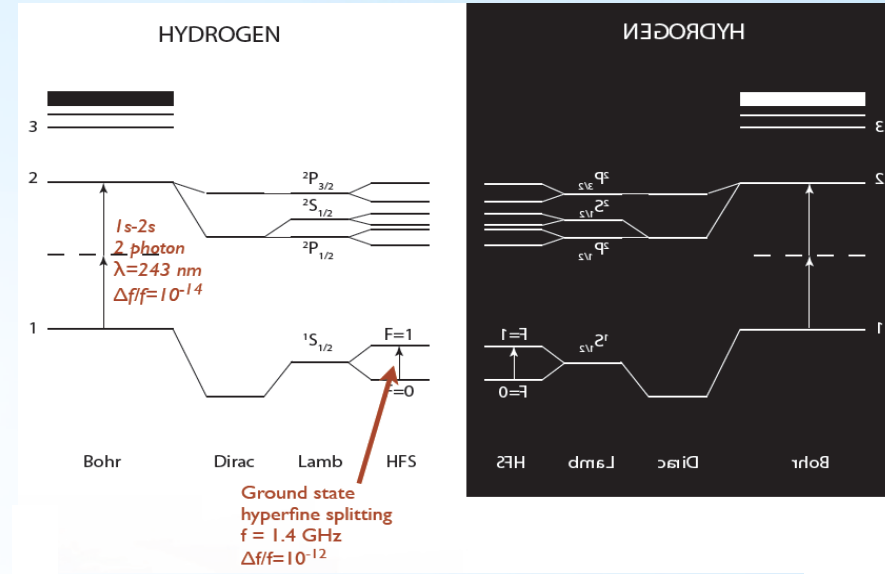
To find a non-zero nEDM in the foreseeable future will be a fantastic breakthrough

CPT symmetry: matter vs antimatter

What about if something **more fundamental is wrong** in our thinking: **CPT violation**?

The **highest sensitivity** ($\text{mass} < 10^{-9}$) can only be achieved with **antihydrogen**. A precise measurement of the hyperfine structure of antihydrogen atoms will be a powerful test.

KLOE-2 will contribute with interferometry measurements in the neutral K system.



CERN AD is a unique facility:

2002 first **formation** of antihydrogen

2010 first **trapping** of antihydrogen.

First measurements by ALPHA as a proof of principle.

Further deceleration stage (**ELENA**) should increase (**x100**) the number of trapped antiprotons. Operational in 2017.

CPT violation could be the unexpected twist.

My Personal Conclusions

Interest in **precision flavour measurements** is **stronger than ever**. In some sense it would have been very “unnatural” to find NP at LHC7 from direct searches with the SM CKM structure.

There are **few interesting anomalies**, most notably the observation of a **large direct CP violation in charm decays**, but in general the **agreement with the SM** is excellent → **large NP contributions ruled out in many cases**.

In my opinion, our **best chances to find NP** in flavour physics are:

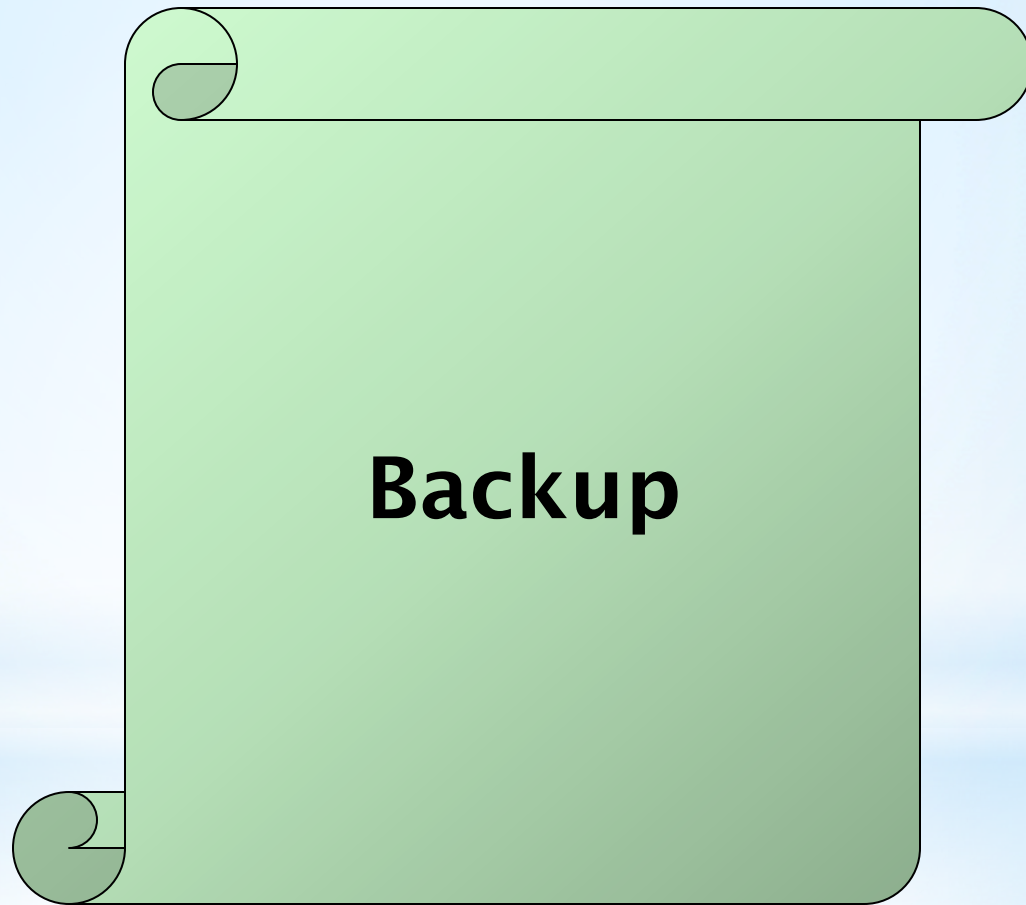
- Precise determination of (ρ, η) with **tree level** processes.
- Precise determination of **CP-violating in $\Delta B=2$** processes.
- Improved precision in **rare penguins $\Delta F=1$** processes.
- **LFV in muon and tau** decays.
- **EDM**

My Personal Conclusions

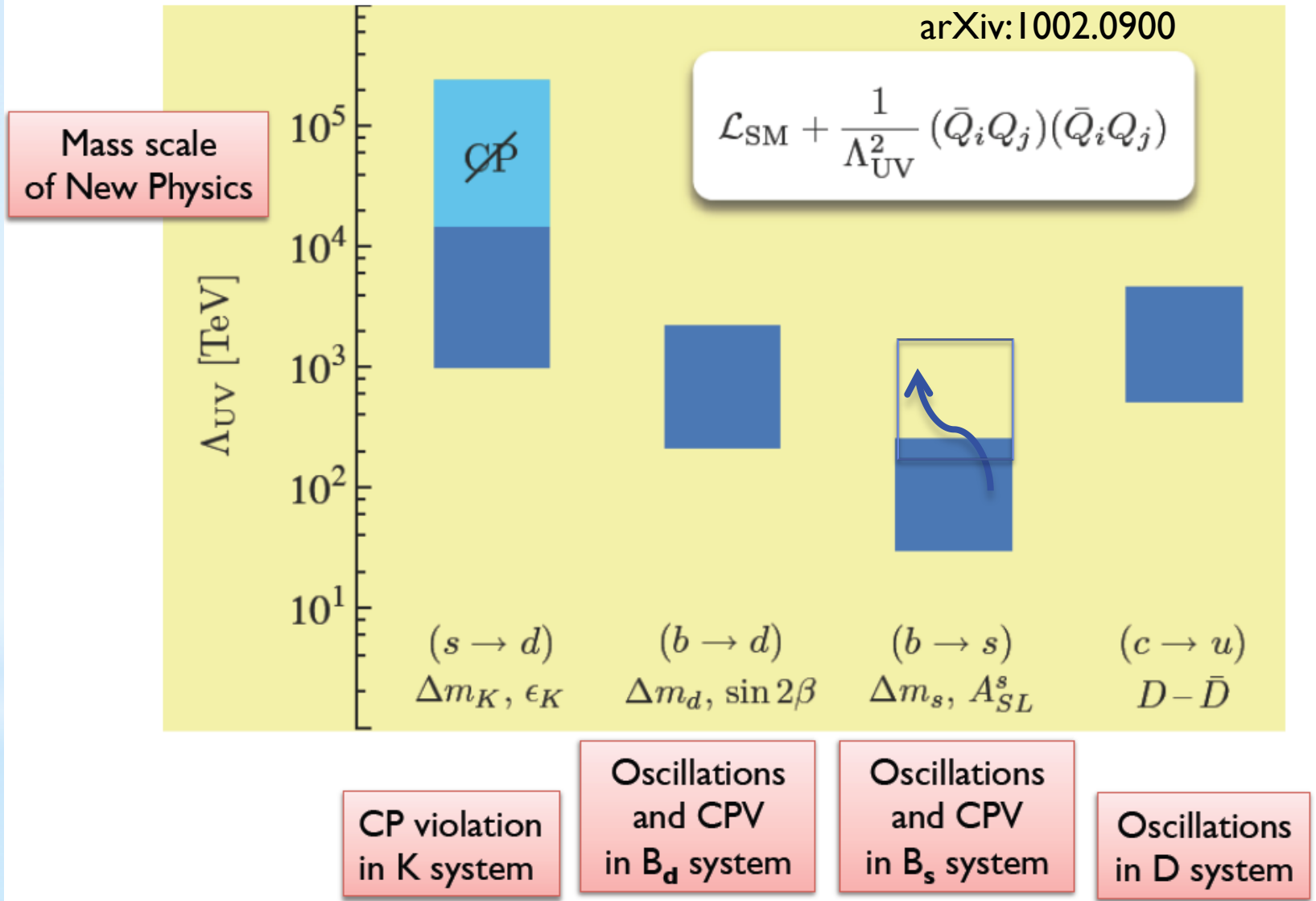
A large part of this program can be performed with **upgrades of existing “large” experiments (S-LHCb, Belle-2)** while new “smaller” **experiments** are being proposed for **Kaons, LFV and EDM** measurements.

There is a priority as **many good reasons to find NP** by measuring precisely the **Higgs couplings** as by precision measurements in the **flavour sector!**

We don't know yet what is the scale of NP → cast a wide net!



$\Delta F=2$ box implications



Summary of experimental results

Observable class of observables)	SM prediction	Ultimate th. error	Present result	Future (S)LHCb	Future SuperB	Future Other
$ V_{us} $ [$K \rightarrow \pi \ell \nu$]	input	0.1% _(Latt)	0.2252 ± 0.0009	-	-	-
$ V_{cb} $ [$\times 10^{-3}$] [$B \rightarrow X_c \ell \nu$]	input	1%	40.9 ± 1.1	-	1% _{excl.} , 0.5% _{incl.}	-
$ V_{ub} $ [$\times 10^{-3}$] [$B \rightarrow \pi \ell \nu$]	input	5% _(Latt)	4.15 ± 0.49	-	3% _{excl.} , 2% _{incl.}	-
γ [$B \rightarrow DK$]	input	$< 1^\circ$	$(70^{+27}_{-30})^\circ$	0.9°	1.5°	-
$S_{B_d \rightarrow \psi K}$	2β	$\gtrsim 0.01$	0.671 ± 0.023	0.0035	0.0025	-
$S_{B_s \rightarrow \psi \phi, \psi f_0(980)}$	$2\beta_s$	$\gtrsim 0.01$	-0.002 ± 0.087	0.008	-	-
$S_{[B_s \rightarrow \phi \phi]}$	$2\beta_s^{eff}$	$\gtrsim 0.05$	-	0.03	-	-
$S_{[B_s \rightarrow K^* \phi]}$	$2\beta_s^{eff}$	$\gtrsim 0.05$	-	0.02	-	-
$S_{[B_d \rightarrow \phi K^0]}$	$2\beta^{eff}$	$\gtrsim 0.05$	-	0.03	0.02	-
$S_{[B_d \rightarrow K_S^0 \pi^0 \gamma]}$	0	$\gtrsim 0.05$	-0.15 ± 0.20	-	0.02	-
$S_{[B_s \rightarrow \phi \gamma]}$	0	$\gtrsim 0.05$	-	0.02	-	-
A_{SL}^d [$\times 10^{-3}$]	-0.5	0.1	-5.8 ± 3.4	0.2	4	-
A_{SL}^s [$\times 10^{-3}$]	2.0×10^{-2}	$< 10^{-2}$	-2.4 ± 6.3	0.2	-	-
$B(B \rightarrow \tau \nu)$ [$\times 10^{-4}$]	1	5% _{Latt}	(1.14 ± 0.23)	-	4%	-
$B(B \rightarrow \mu \nu)$ [$\times 10^{-7}$]	4	5% _{Latt}	< 13	-	5%	-
$B(B \rightarrow D \tau \nu)$ [$\times 10^{-2}$]	1.02 ± 0.17	5% _{Latt}	1.02 ± 0.17	[under study]	2%	-
$B(B \rightarrow D^* \tau \nu)$ [$\times 10^{-2}$]	1.76 ± 0.18	5% _{Latt}	1.76 ± 0.17	[under study]	2%	-
$B(B_s \rightarrow \mu^+ \mu^-)$ [$\times 10^{-9}$]	3.5	5% _{Latt}	< 4.2	0.15	-	-
$R(B_{s,d} \rightarrow \mu^+ \mu^-)$	0.29	$\sim 5\%$	-	$\sim 35\%$	-	-
$q_0(A_{B \rightarrow K^* \mu^+ \mu^-}^F)$ [GeV ²]	4.26 ± 0.34	-	-	2%	-	-
$A_T^{(2)}(B \rightarrow K^* \mu^+ \mu^-)$	$< 10^{-3}$	-	-	0.04	-	-
$A_{CP}(B \rightarrow K^* \mu^+ \mu^-)$	$< 10^{-3}$	-	-	0.5%	1%	-
$B \rightarrow K \nu \bar{\nu}$ [$\times 10^{-6}$]	4	10% _{Latt}	< 16	-	0.7	-
$ q/p D$ -mixing	1	$< 10^{-3}$	0.91 ± 0.17	$O(1\%)$	2.7%	-
ϕ_D	$\gtrsim 0.1\%$	-	-	$O(1^\circ)$	1.4°	-
$a_{CP}^{dir}(\pi\pi)$ (%)	$\gtrsim 0.3$	-	0.20 ± 0.22	0.015	[under study]	-
$a_{CP}^{dir}(K K)$ (%)	$\gtrsim 0.3$	-	-0.23 ± 0.17	0.010	[under study]	-
$a_{CP}^{dir}(\pi\pi\gamma, K K\gamma)$	$\gtrsim 0.3\%$	-	-	[under study]	[under study]	-
$B(\tau \rightarrow \mu \gamma)$ [$\times 10^{-9}$]	0	-	< 44	-	2.4	-
$B(\tau \rightarrow 3\mu)$ [$\times 10^{-10}$]	0	-	$< 210(90\% \text{ CL})$	1-80	2	-
$B(\mu \rightarrow e \gamma)$ [$\times 10^{-12}$]	0	-	$< 2.4(90\% \text{ CL})$	-	-	~ 0.1 MEG ~ 0.01 PSI-future ~ 0.01 Project X
$B(\mu N \rightarrow e N)(TI)$	0	-	$< 4.3 \times 10^{-12}$	-	-	10^{-18} PRISM
$B(\mu N \rightarrow e N)(AI)$	0	-	-	-	-	10^{-16} COMET, Mu2e
$B(K^+ \rightarrow \pi^+ \nu \bar{\nu})$ [$\times 10^{-11}$]	8.5	8%	$17.3^{+11.5}_{-10.5}$	-	-	$\sim 10\%$ NA62 $\sim 5\%$ ORKA $\sim 2\%$ Project X
$B(K_L \rightarrow \pi^0 \nu \bar{\nu})$ [$\times 10^{-11}$]	2.4	10%	< 2600	-	-	$\sim 100\%$ KOTO $\sim 5\%$ Project X
$B(K_L \rightarrow \pi^0 e^+ e^-)_{SD}$	1.4×10^{-11}	30%	$< 28 \times 10^{-11}$	-	-	$\sim 10\%$ Project X

Table 5: Status and future prospects of selected $B_{s,d}$, D , K^* , and LFV observables. The SuperB column refers to a generic super B factory, collecting 50ab^{-1} at the $\Upsilon(4S)$.


a controversy...



mirror image of Richard Feynman



why (the hell) do you call these **Penguin diagrams**?
They don't look like penguins!

I've never seen a **Feynman diagram**
that looks like you 😊



Taken from A. Hoecker Summer Student lectures at CERN (2006)

Yields at LHCb and B-factories

Decay	 LHCb	 Belle	Ratio
$B_u \rightarrow J/\psi K$	10049 34 pb ⁻¹	41315 711 fb ⁻¹	5.1
$B_u \rightarrow D^0_{CP} \pi$	1270 34 pb ⁻¹	2163 250 fb ⁻¹	4.3
$B_d \rightarrow K \pi$	838 35 pb ⁻¹	4000 480 fb ⁻¹	2.9
$B_u \rightarrow K \ell \ell$	35 35 pb ⁻¹	161 605 fb ⁻¹	2.6
$B_d \rightarrow K^* \ell \ell$	144 165 pb ⁻¹	230 605 fb ⁻¹	2.3
$B_d \rightarrow J/\psi K^0_S$	1100 33 pb ⁻¹	12681 711 fb ⁻¹	1.9
$B_d \rightarrow K^* \gamma$	485 88 pb ⁻¹	450 78 fb ⁻¹	1.0
$B_s \rightarrow J/\psi \phi$	1414 95 pb ⁻¹	45 24 fb ⁻¹	7.9
$B_s \rightarrow J/\psi f_0$	111 33 pb ⁻¹	63 121 fb ⁻¹	6.5
$B_s \rightarrow \phi \gamma$	60 88 pb ⁻¹	18 24 fb ⁻¹	0.9
$D^+ \rightarrow \phi \pi$	90k 35 pb ⁻¹	237k 955 fb ⁻¹	10