

How to get to UERJ

Metro



Taking the Metro

The subway runs from 5am to midnight Monday through Saturday and 7am to 11 pm on Sunday and holidays. The [Metro](#) is best to use when trying to access areas from [Copacabana](#) through to [Downtown](#) Rio. It is considered the safest way to travel and has very clean and air-conditioned stations and subway cars. Expect it to be crowded during rush hours just like any other big city.

Finding Your Way

There are maps in the subway stations to help you navigate the system. If you are a woman you have the option of traveling on the last train marked in pink as no men are allowed, only in rush hours and during the week.



Women exclusive Car

The Main Lines

The first line serves several places in south zone like Botafogo, Flamengo, Copacabana and downtown. The second line has Maracanã station where you can find UERJ. A recent change in 2009 has lines one and two traveling together from Central until Botafogo. Remember, that line 1 travels from General Osório to Saens Pena and line 2 runs from Botafogo to Pavuna. Be sure you are not getting on the wrong line.

Before taking the subway it is advisable to obtain a map from your hotel and familiarize yourself with the different routes. This way it will not seem so confusing once you reach the subway station.




Horário de funcionamento / Subway schedule

Segunda a sábado: 5h a meia-noite / Monday to Saturday: 5AM to midnight
 Domingos e feriados: 7h às 23h / Sundays and Holidays: 7AM to 11 PM

Metrô Linha 1 Subway Line 1	Metrô Linha 2 Subway Line 2	Metrô + Ônibus Metrô Na Superfície Subway + Subway Bus	Metrô + Ônibus Expresso Subway + Express Bus
Metrô + Trem SuperVia Subway + SuperVia Train	Metrô + Ônibus Expresso Integração Expressa Subway + City Bus	Metrô + Ônibus Intermunicipal Subway + Intercity Bus	Bicicletário Bicycle Parking

Stations at Rio

By metro, you must drop off at Maracanã station and exit by the ramp over Radial Oeste Avenue. Go until a bifurcation when you take the right to go to UERJ.



Once inside UERJ, you need to go straight ahead until get the elevator's hall.






Elevator's hall entrance.



Go up through the left ramp located on the elevator's hall



Go up again two more ramps until get the Auditorium 11.



Now, it's expected that you are able to see the auditorium's door on your left.



Taxi

By taxi, coming from zona sul, you will drop off at São Francisco Xavier Street and walk inside the campus through the “Portão 5” (Gate 5) access, located in São Francisco Xavier street (see below).



Follow to the UERJ entrance.




Follow through the ramp indicated by the plaque, then turn to your right.



You will see two ramps, please go up through the left ramp located on the elevator's hall



Go up again two more ramps until get the Auditorium 11. With this you'll be able to access the 1'st floor hall.



Now, it's expected that you are able to see the auditorium's door on your left.





How to get back to Hotel

Taxi

You can take the taxi inside UERJ or at the São Francisco Xavier street.

If you decide to take the taxi inside UERJ, follow the steps below:

Go to the UERJ entrance



Now, look to your left and you will be able to see the taxi station, located in front of the UERJ entrance



If you decide to take the taxi at the São Francisco Xavier street, follow the steps below:

Go to the “Portão 5” (Gate 5) access, located in São Francisco Xavier street.



Now, it's expected that you are able to see the taxi station, located in front of the “Portão 5”(Gate 5) access.



By metro, you need to get to Maracanã station.

