



User Certificate Application: ASGCCA



Agenda

- Introduction ASGCCA
- User Responsibilities
- Certificate application form
- RA verify identity of users
- User generate CSR on ASGCCA website

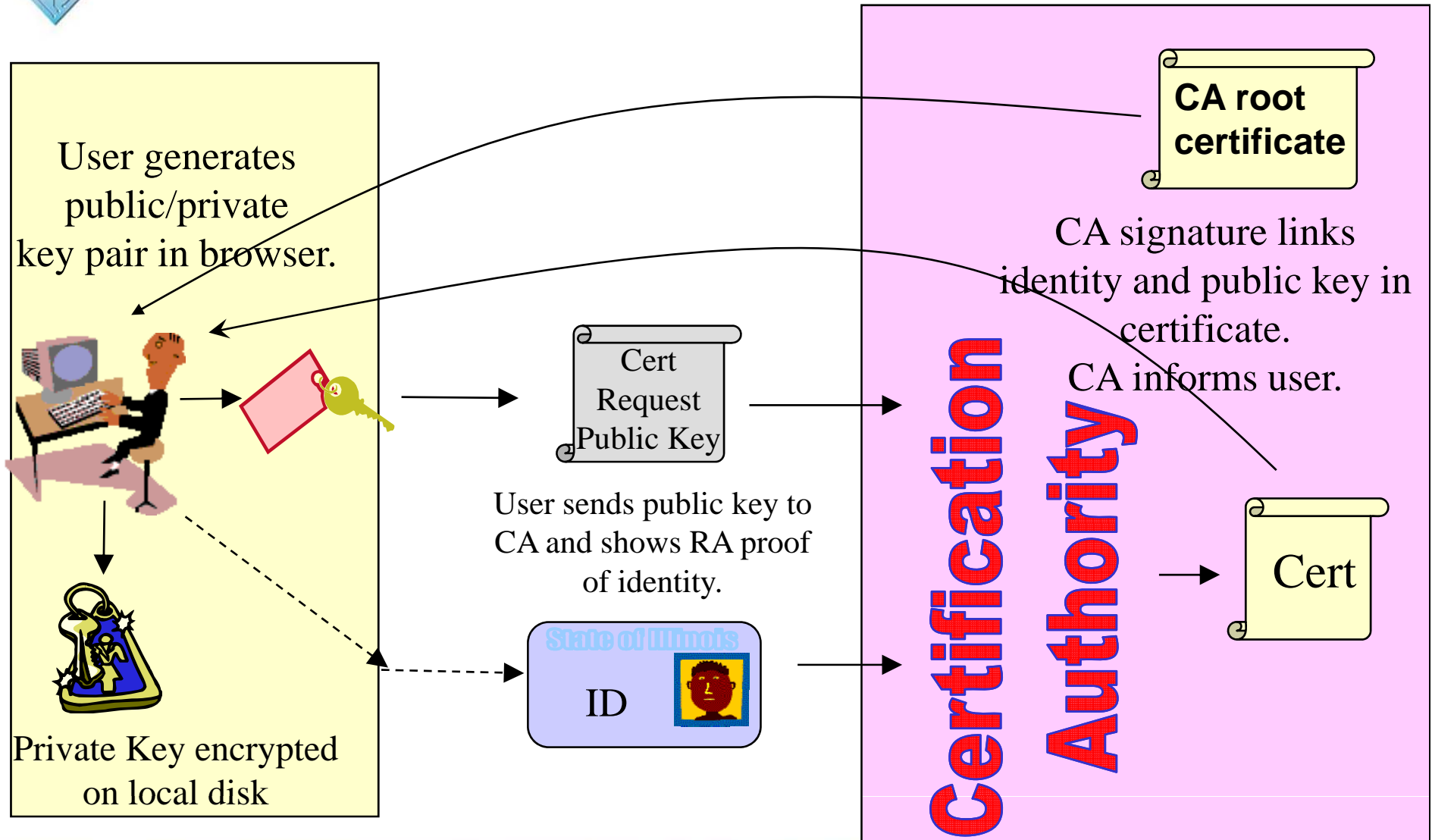


ASGCCA Introduction

- Managed by ASGC since July 2002
- Accredited by EUGridPMA and APGridPMA
- Issues X.509 certificates
 - For Taiwan's domestic requirements
 - For Asia-Pacific EGEE/WLCG partners without domestic CA
- <http://ca.grid.sinica.edu.tw>

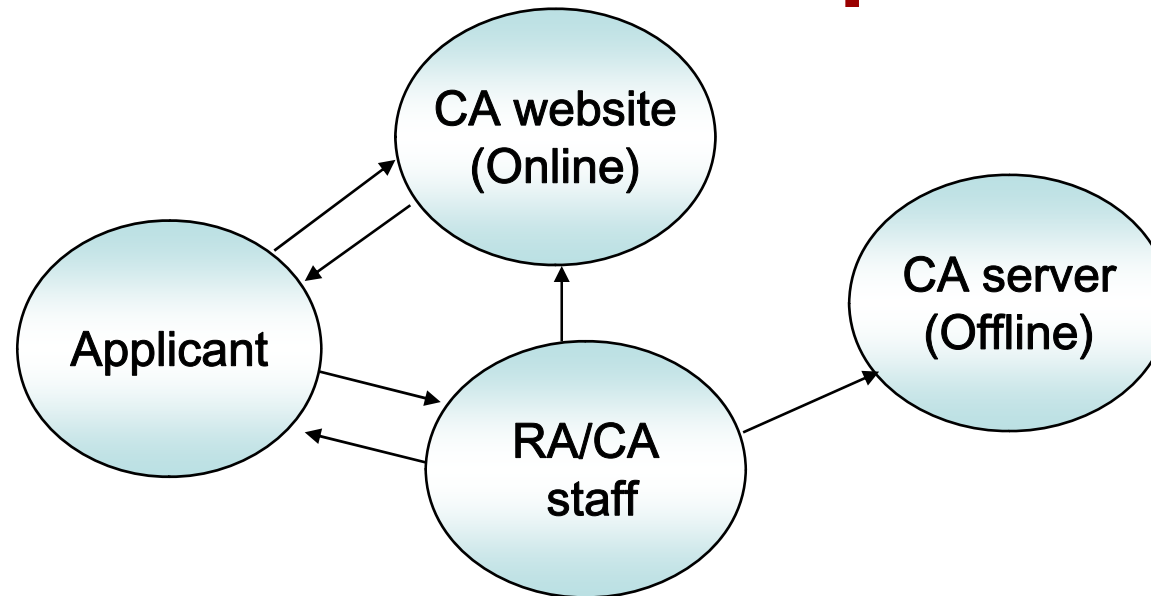


Certificate Request





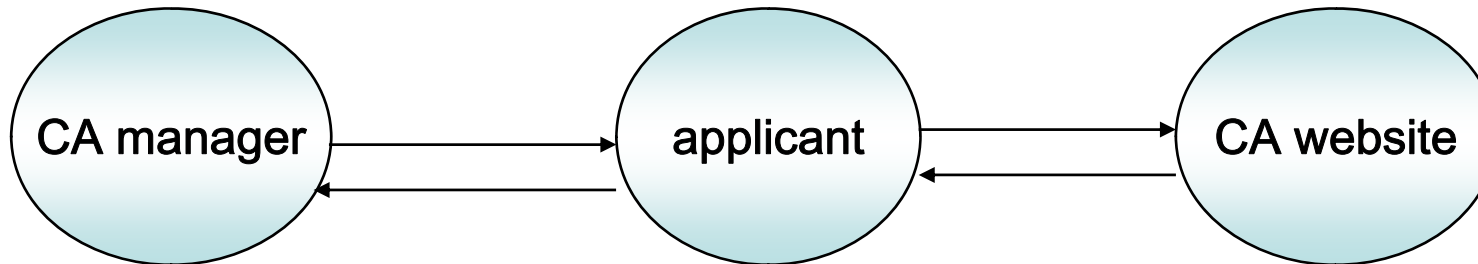
User Certificate Request



1. Applicant download the application from ASGCCA website
2. RA staff interview and confirms applicant's identity in person
3. Applicant send the application form and fax it to CA manager
4. Applicant creates the CSR requests on CA website
5. CA manager issues the certificate on CA server (offline) and put it on CA website
6. CA manager sends the notification to applicant and applicant picks up new certificate



Host Certificate Request



1. Applicant gets his/her user certificate from CA manager
2. Applicant loads the user certificate into the browser
3. Access the ASGCCA webpage and complete the online request
4. CA manager will issue the host certificate when received the FQDN



User Responsibilities

- Read the CPCPS
- Protect your private key associated with certificate from loss or unauthorized use.
 - Proper permissions, USB
 - Select a pass phrase with minimum of 12 characters
 - Do not share key or pass phrase
- Notify RA/CA immediately in event of compromise
- Life time of certificate is one year



Certificate Revocation

- Circumstances for Revocation
 - The entity's private key is lost or suspected to be compromised.
 - The information in the entity's certificate is suspected to be inaccurate.
 - The entity terminate services.
 - The entity violated its obligations.



Certificate Application Form

- Work ID
 - Any unique identification number associated with your work ID
- Official ID Type
 - Specify if it is passport, national ID or license



RA Verify Identity

- RA is Suhaimi Napis
 - check that the application for correctly filled out
 - check the validity of work and official ID
 - record application information
 - sign the application form
- Followup
 - send application information to CA manager
 - fax application forms to CA manager



Generate Certificate Signing Request File

- Go to the CA web site
 - <http://ca.grid.sinica.edu.tw/>
 - Request Certificates ->
 - User certificates ->
 - Step 2 CSR Web page ->
- For organization outside of Taiwan, select:
 - "TW" for country
 - "AP" for Organization
- The user's private key will be stored in the browser
- Use the same machine used to retrieve the issued certificate



Staff Contact Information

Jinny Chien

Phone: 886-2-2789-8008

Fax: 886-2-2789-6793

Email: asgcca@grid.sinica.edu.tw

Mail Box: Nankang PO BOX 1-8 Taipei, Taiwan 11529

Address: 128, Sec. 2, Academic Rd., Nankang, Taipei,
Taiwan 11529



Walk Through

- Homepage
 - <http://ca.grid.sinica.edu.tw>
- Apply for user certificate steps
 - http://ca.grid.sinica.edu.tw/certificate/request/request_user_cert.html
- Apply for RA status steps
 - http://ca.grid.sinica.edu.tw/certificate/request/request_ra.html
- Apply for host certificate steps
 - http://ca.grid.sinica.edu.tw/certificate/request/request_host_cert.html