



Enabling Grids for E-science

## Работа в ГРИД с использованием портала GILDA

*Олешко Сергей*

*Петербургский институт ядерной физики РАН*

[www.eu-egee.org](http://www.eu-egee.org)

1. Необходимо иметь account на UI (User Interface) локального кластера
2. Получить цифровой сертификат для входа в Грид
3. Вступить в виртуальную организацию

1. Необходимо иметь account на UI локального кластера
  - обращаться к администратору кластера
2. Получить цифровой сертификат. Для RDIG – Центр Сертификации (Certification Authority, CA) -  
<http://ca.grid.kiae.ru/RDIG/>
  - потребуется контакт с лицом, ответственным за регистрацию в вашем институте – Registration Authority
3. Вступить в виртуальную организацию
  - виртуальные организации LCG (эксперименты БАК) –  
<http://lcg.web.cern.ch/LCG/Users/registration/VO.html>
  - виртуальные организации RDIG –  
<http://grid.sinp.msu.ru/grid/roc/voinrdig>
  - региональная виртуальная организация Северо-Запада (nw\_ru)  
<http://egee.pnpi.nw.ru/cgi/index.cgi?l1=9&l2=4>

- Все процедуры занимают 3-5 дней
- Должен быть account на UI кластера, где установлено ППО gLite
- Вы должны иметь отношение к одной из существующих ВО
- В вашей организации должен быть назначен RA (Registration Authority), который может подтвердить вашу личность

**А если ничего этого нет в наличии? Как быть?**

**Выход – использование Грид-проектов, предназначенных для обучения или демонстрационные Грид-проекты**

- **Зачем нужна t-infrastructure?**
  - e-Infrastructure для реальной работы (production)
  - t-Infrastructure для обучения и тренингов (training)
- **Необходимы гарантированные ресурсы для обучения; ограничить влияние на безопасность рабочей Грид-системы**
  - использование отдельного Грид для тренинга
  - иметь СА для тренинга
  - иметь возможность изменять ППО для подготовки и знакомства участников с будущими версиями рабочей системы
- **Кроме того:**
  - желательно иметь безопасный ресурсы для обучения установке ППО
  - простая процедура для добавления новых сообществ

**GILDA ( G rid I nfn L aboratory for D issemination A ctivities )**

is a virtual laboratory to demonstrate/disseminate the strong capabilities of grid computing.

GILDA consists of the following elements:

- the [GILDA Testbed](#): a series of sites and services (Resource Broker, Information Index, Data Managers, Monitoring tool, Computing Elements, and Storage Elements) spread all over Italy and the rest of the world on which the latest version of the [INFN Grid](#) middle-ware (fully compatible with [gLite](#)) is installed;
- the [Grid Demonstrator](#): a customized version of the full [GENIUS web portal](#), jointly developed by INFN and [NICE](#), from where **everybody** can submit a pre-defined set of applications to the GILDA Testbed;
- the [GILDA Certification Authority](#): a fully functional Certification Authority which issues 14-days X.509 certificates to everybody wanting to experience grid computing on the GILDA Testbed;
- the [GILDA Virtual Organization](#): a Virtual Organization gathering all people wanting to experience grid computing on the GILDA Testbed; the GILDA Virtual Organization is based on the Virtual Organization Membership Service (VOMS) developed by INFN;
- the [Grid Tutor](#): based on a full version of the [GENIUS web portal](#), to be used only during [grid tutorials](#);
- the [monitoring system](#): a versatile monitoring system completely based on [GridICE](#), the grid monitoring tool developed by INFN;
- the GILDA mailing list: [gilda@infn.it](mailto:gilda@infn.it), also archived on the web [here](#).

Navigation menu: HOME, TESTBED, GRID DEMONSTRATOR, 1) CERTIFICATION AUTHORITY, 2) VIRTUAL ORGANIZATION, 3) GRID TUTOR, MONITORING, CONTACTS

Left sidebar menu:

- Grid tutorials
- GILDA Posters
- Video tutorials
- User Interface PnP
- Virtual Services **NEW**
- Instructions for users
- Instructions for sites **NEW**
- GILDA Wiki **NEW**
- Support system
- Useful links
- Sponsors
- Usage Statistics
- Old Usage Statistics

- **GILDA Testbed** - набор сайтов с установленным ППО gLite.
- **GILDA CA** - центр сертификации, выдающий 14-дневные сертификаты для работы с GILDA.
- **GILDA VO** - виртуальная организация, объединяющая всех пользователей GILDA.
- **Grid Demonstrator** - веб-интерфейс GENIUS, позволяющий работать с определенным набором приложений.
- **Grid Tutor** - веб-интерфейс GENIUS, используемый для демонстрации возможностей технологии Грид.
- **Monitoring System** - система мониторинга для GILDA Testbed.



20 сайтов на 3 континентах !





Welcome to the GENIUS Grid Portal - Mozilla Firefox

Файл Правка Вид Переход Закладки Инструменты Справка

https://glite-demo.ct.infn.it/

Главная страница F... Заголовки последн...







**GENIUS Services**  
 File  
   View a File  
   Show the Environment  
 Security  
   Info on proxy  
   Info on VOMS proxy  
 Data  
   Navigate Catalog  
 Info  
   Explore R-GMA  
 Monitoring  
   View Testbed  
   BLAST Services  
   VO Services

**Welcome to the GILDA Grid Demonstrator  
 powered by GENIUS Portal  
 based on**  


[Credits](#)  
This portal is best viewed with Mozilla 1.7.12 or higher.  
 Netscape (4.79, 4.80, 6 or higher) and Internet Explorer (5 or higher) can also be used.  
 The use of any other web browsers could induce some visualization mismatches and is not currently suggested.  
 powered by  
  
 Last update: **Mon 3 July 2006**

Copyright © 1998 - 2006 Nice S.r.l. All trademarks and logos on this page are owned by NICE s.r.l. or by their respective owners.

Готово glite-demo.ct.infn.it

+

- Не требуется сертификат
- Доступ через браузер
- Предопределённые имя/пароль (не требуется предварительная регистрация)

-

- Работа только с заранее подготовленными задачами и сервисами неполной функциональности (демо-режим)
- Ограниченное время действия MyProxy сертификата

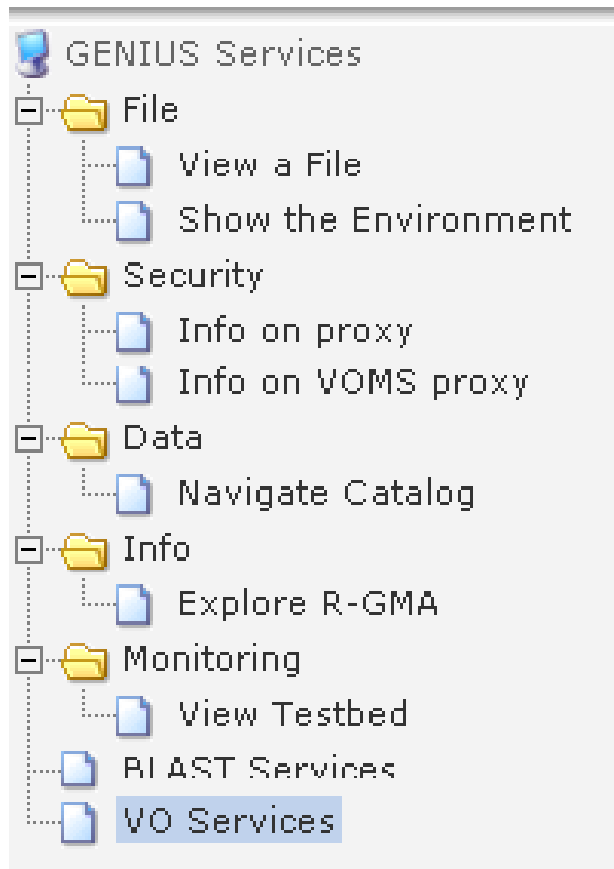
---

**Login to the GRID**

Username:

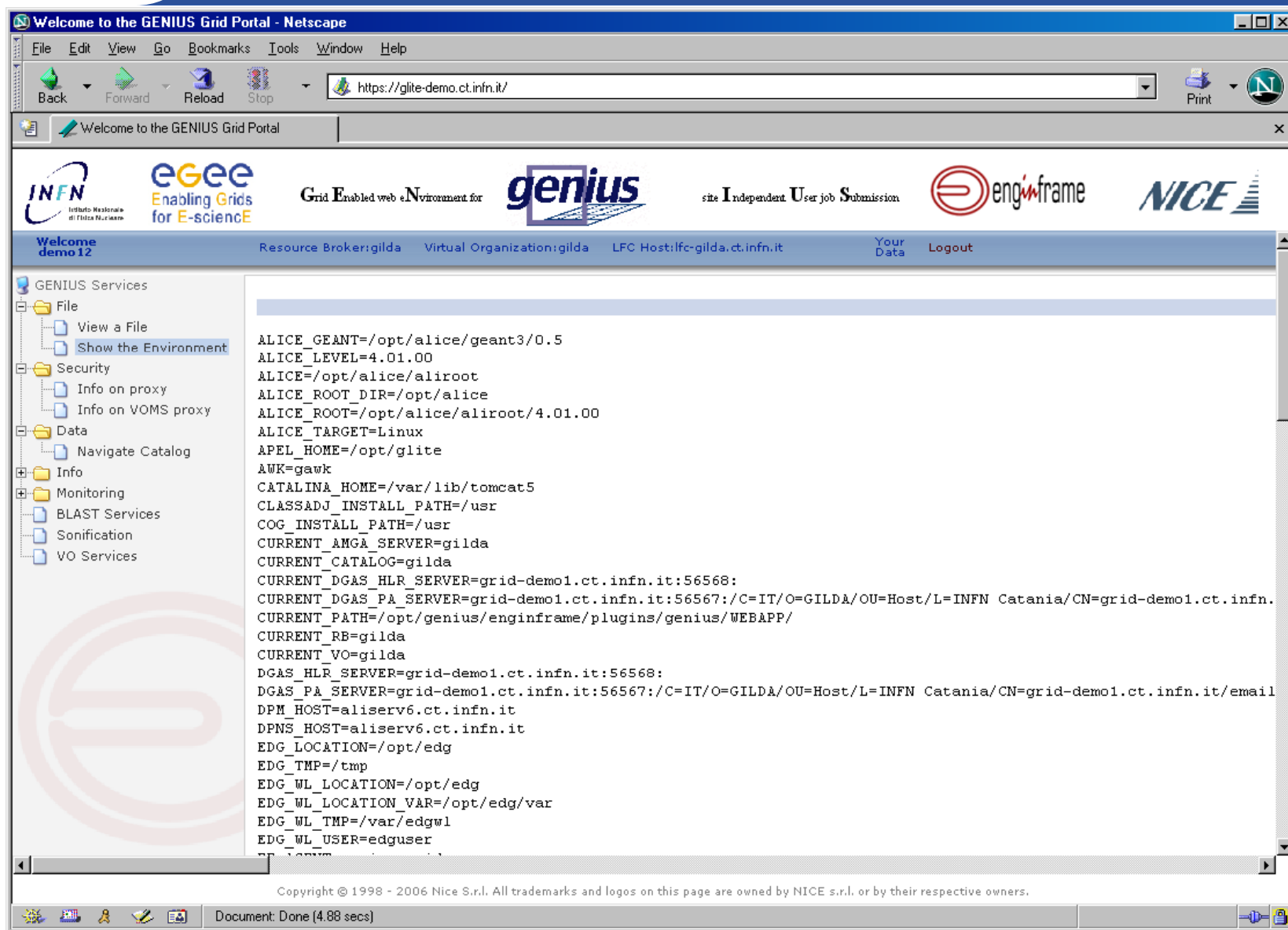
MyProxy Passphrase:

Validity (hours):



- Просмотр файлов в HOME директории демо-пользователя
- Просмотр переменных окружения
- Навигация в пределах директории виртуальной организации GILDA (просмотр и скачивание файлов)
- Запуск демо-заданий в GILDA testbed
- Ссылка на web интерфейс некоторых проектов

Copyright © 1998 - 2006 Nice S.r.l. All trademarks and logos on this page are owned by their respective owners.



The screenshot shows a Netscape browser window titled "Welcome to the GENIUS Grid Portal - Netscape". The address bar contains "https://glite-demo.ct.infn.it/". The page header includes logos for INFN, eGEE (Enabling Grids for E-science), genius (Grid Enabled web Environment for), enginframe, and NICE. Below the header, there are navigation links: "Welcome demo12", "Resource Broker:gilda", "Virtual Organization:gilda", "LFC Host:lfc-gilda.ct.infn.it", "Your Data", and "Logout".

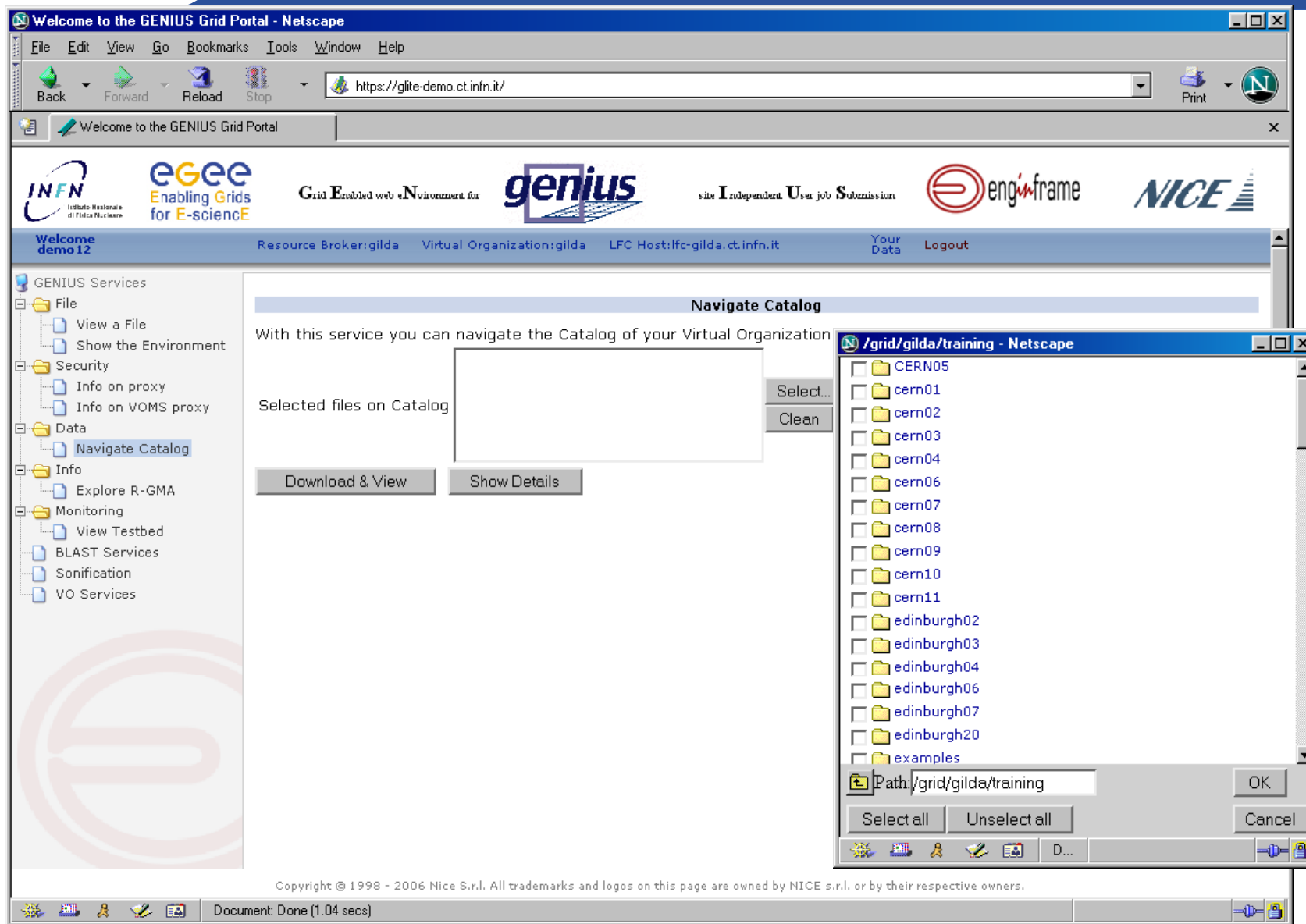
The main content area displays a list of environment variables under the heading "GENIUS Services". A sidebar on the left contains a tree view with categories: File, Security, Data, Info, Monitoring, BLAST Services, Sonification, and VO Services. The "Show the Environment" option is selected under the File category.

```

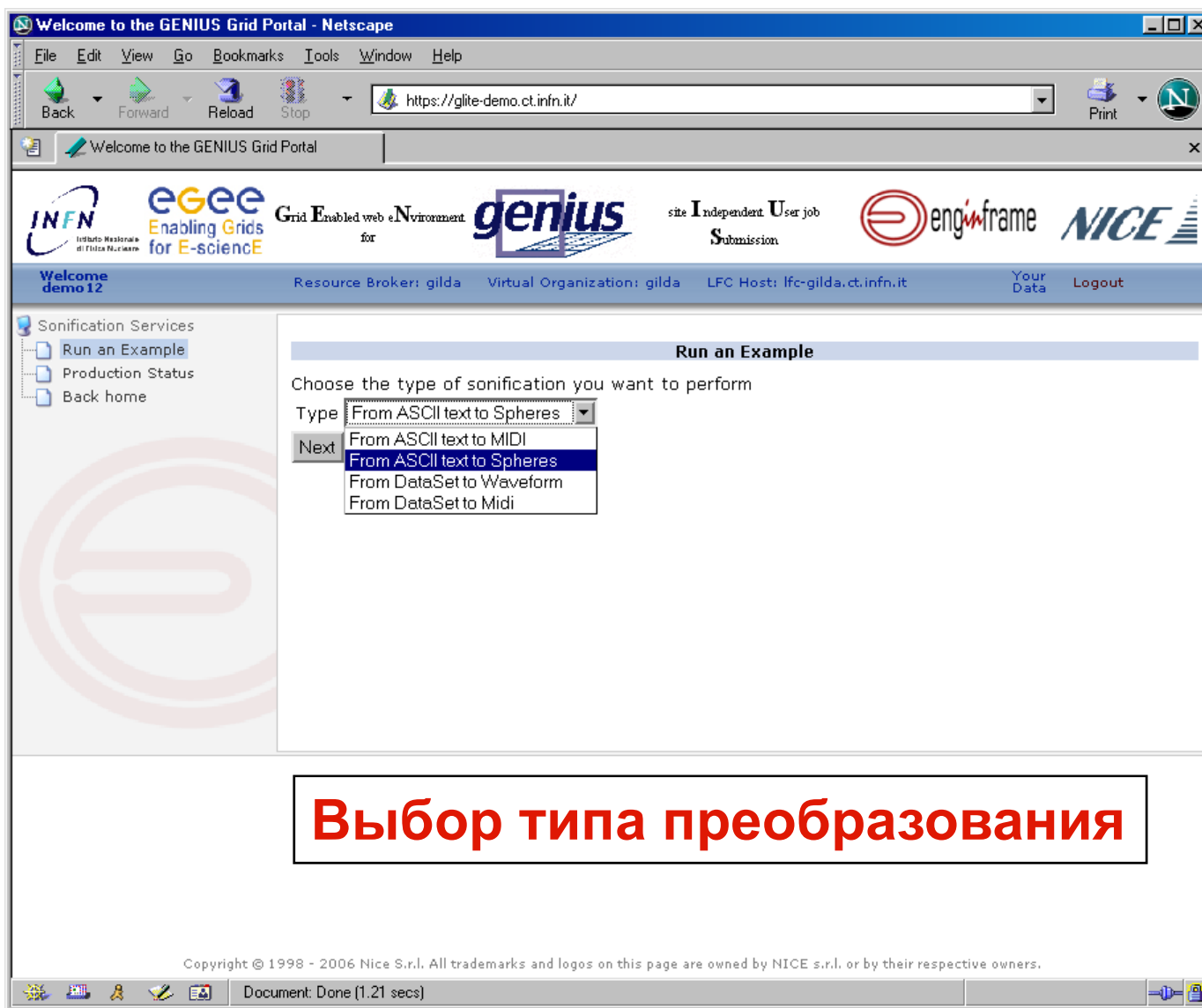
ALICE_GEANT=/opt/alice/geant3/0.5
ALICE_LEVEL=4.01.00
ALICE=/opt/alice/aliroot
ALICE_ROOT_DIR=/opt/alice
ALICE_ROOT=/opt/alice/aliroot/4.01.00
ALICE_TARGET=Linux
APEL_HOME=/opt/glite
AWK=gawk
CATALINA_HOME=/var/lib/tomcat5
CLASSADJ_INSTALL_PATH=/usr
COG_INSTALL_PATH=/usr
CURRENT_AMGA_SERVER=gilda
CURRENT_CATALOG=gilda
CURRENT_DGAS_HLR_SERVER=grid-demo1.ct.infn.it:56568:
CURRENT_DGAS_PA_SERVER=grid-demo1.ct.infn.it:56567:/C=IT/O=GILDA/OU=Host/L=INFN Catania/CN=grid-demo1.ct.infn.
CURRENT_PATH=/opt/genius/enginframe/plugins/genius/WEBAPP/
CURRENT_RB=gilda
CURRENT_VO=gilda
DGAS_HLR_SERVER=grid-demo1.ct.infn.it:56568:
DGAS_PA_SERVER=grid-demo1.ct.infn.it:56567:/C=IT/O=GILDA/OU=Host/L=INFN Catania/CN=grid-demo1.ct.infn.it/email
DPM_HOST=aliserv6.ct.infn.it
DPNS_HOST=aliserv6.ct.infn.it
EDG_LOCATION=/opt/edg
EDG_TMP=/tmp
EDG_WL_LOCATION=/opt/edg
EDG_WL_LOCATION_VAR=/opt/edg/var
EDG_WL_TMP=/var/edgw1
EDG_WL_USER=edguser

```

At the bottom of the browser window, a copyright notice reads: "Copyright © 1998 - 2006 Nice S.r.l. All trademarks and logos on this page are owned by NICE s.r.l. or by their respective owners." The status bar at the very bottom shows "Document: Done [4.88 secs]" and a small icon of a document.



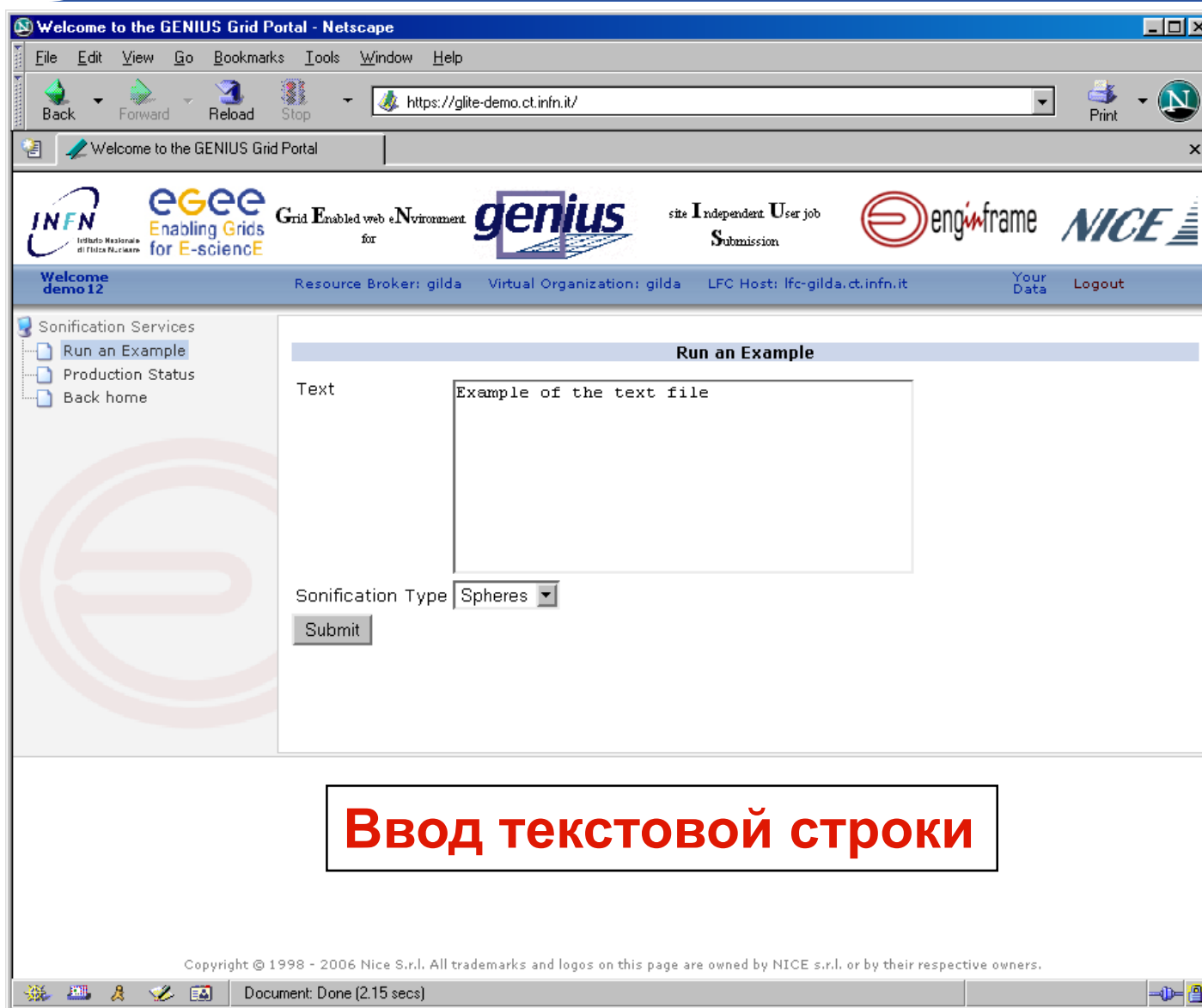
Copyright © 1998 - 2006 Nice S.r.l. All trademarks and logos on this page are owned by NICE s.r.l. or by their respective owners.



Copyright © 1998 - 2006 Nice S.r.l. All trademarks and logos on this page are owned by NICE s.r.l. or by their respective owners.

Document: Done (1.21 secs)

**Выбор типа преобразования**



**Run an Example**  
 Text   
 Sonification Type

Ввод текстовой строки

Copyright © 1998 - 2006 Nice S.r.l. All trademarks and logos on this page are owned by NICE s.r.l. or by their respective owners.



**Welcome to the GENIUS Grid Portal - Netscape**  
 File Edit View Go Bookmarks Tools Window Help  
 Back Forward Reload Stop <https://glite-demo.ct.infn.it/> Print

Welcome to the GENIUS Grid Portal

INFN Istituto Nazionale di Fisica Nucleare egee Enabling Grids for E-science Grid Enabled web eNvironment for genius site Independent User job Submission enginframe NICE

Welcome demo12 Resource Broker: gilda Virtual Organization: gilda LFC Host: lfc-gilda.ct.infn.it Your Data Logout

**Sonification Services**  
 Run an Example  
 Production Status  
 Back home

```

Job submission succesfully executed

Selected Virtual Organisation name (from proxy certificate extension): gilda
Connecting to host glite-rb2.ct.infn.it, port 7772
Logging to host glite-rb2.ct.infn.it, port 9002

===== glite-job-submit Success =====
The job has been successfully submitted to the Network Server.
Use glite-job-status command to check job current status. Your job identifier is:
- https://glite-rb2.ct.infn.it:9000/YZISIMKG2UUKQdnUfAf4HQ

The job identifier has been saved in the following file:
/home/demo12/.genius/sonification/16_13_08_11_2006/.ids
  
```






Задание запущено на выполнение

Copyright © 1998 - 2006 Nice S.r.l. All trademarks and logos on this page are owned by NICE s.r.l. or by their respective owners.  
 Document: Done (12.8 secs)

Welcome to the GENIUS Grid Portal - Netscape

File Edit View Go Bookmarks Tools Window Help

Back Forward Reload Stop <https://glite-demo.ct.infn.it/> Print

Welcome demo 12 Resource Broker: gilda Virtual Organization: gilda LFC Host: lfc-gilda.ct.infn.it Your Data Logout

Sonification Services

- Run an Example
- Production Status
- Back home

Job Queue						
#	Globus JobID	Last Update Time	Status	Destination	Exit Code	
5	<a href="#">YZI5IMKG2UUKQdnUfA4HQ</a>	2006 Nov 8 16:13	Done	grid011f.cnaf.infn.it:2119/jobmanager-lcgpbs-short	0	
4	<a href="#">1694iFgTgR6sNOBHYYtwpw</a>	2006 Sep 22 16:38	Done	gildace01.roma3.infn.it:2119/jobmanager-lcgpbs-short		
3	<a href="#">HTTlzqWGOBdJzMAzQVvXA</a>	2006 Sep 22 16:25	Cleared	trigrd-ce00.unime.it:2119/jobmanager-lcgpbs-short		
2	<a href="#">4NwGoglc_trUOgyuZ7DWJg</a>	2006 Sep 22 16:23	Aborted	grid010.ct.infn.it:2119/jobmanager-lcgpbs-short		
1	<a href="#">UX2AozCvOt1EoEIJXPrnJw</a>	2006 Sep 22 16:21	Aborted	grid011f.cnaf.infn.it:2119/jobmanager-lcgpbs-short		

**Задание выполнено, результат доступен**

Copyright © 1998 - 2006 Nice S.r.l. All trademarks and logos on this page are owned by NICE s.r.l. or by their respective owners.

Transferring data from glite-demo.ct.infn.it...


20061108\_162310\_YZISIMKG2UUKQdnUfAf4HQ/ nov 09, 2006 16:22:53

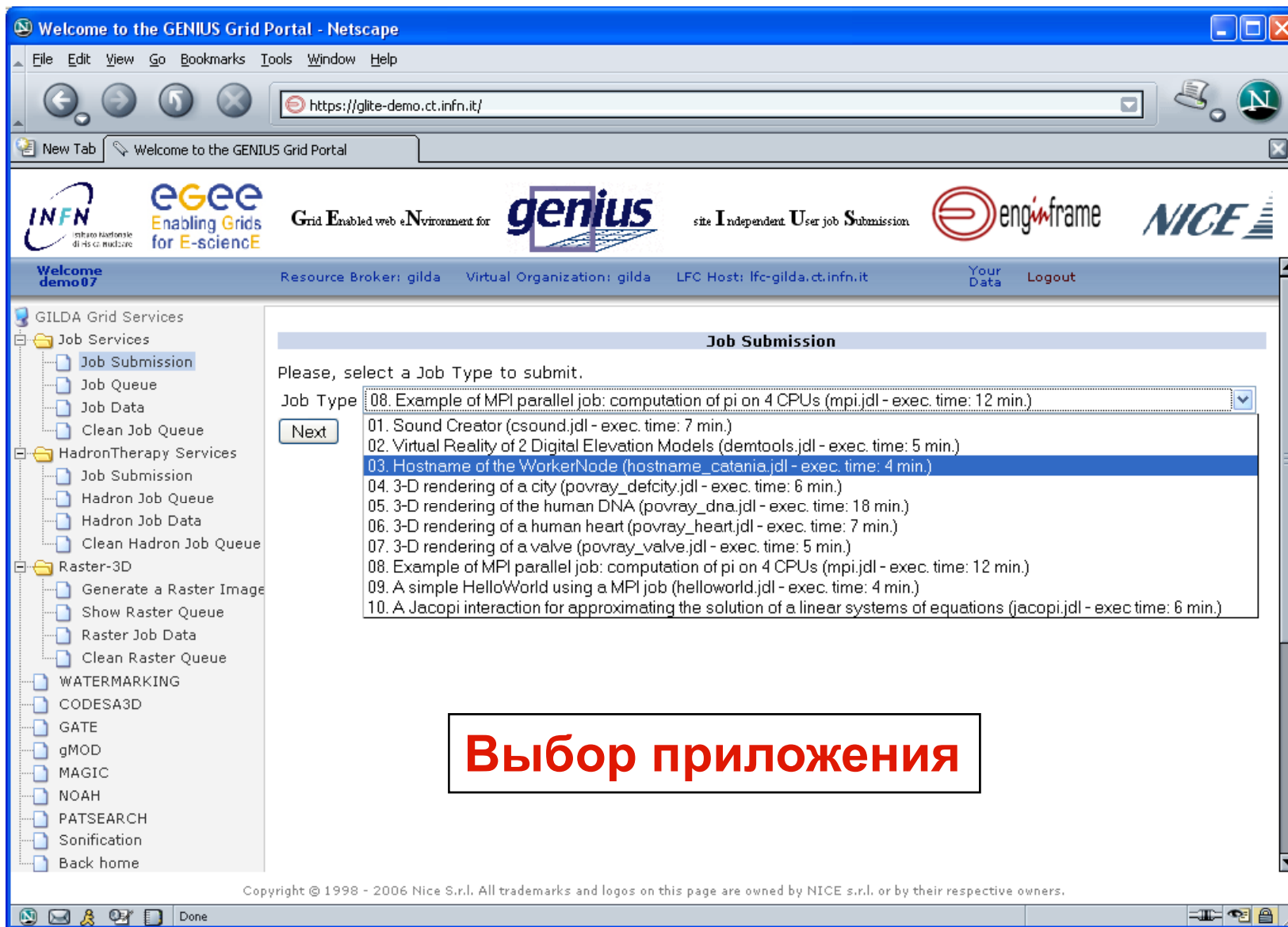
[ Top ] > demo12\_YZISIMKG2UUKQdnUfAf4HQ

<input type="checkbox"/>	<a href="#">MessageToSpheres.out</a>	nov 08, 2006 16:22:59	5211
<input type="checkbox"/>	<a href="#">MessageToSpheres.err</a>	nov 08, 2006 16:22:59	206696
<input type="checkbox"/>	<a href="#">MessageToSpheres1.png</a>	nov 08, 2006 16:23:00	359448
<input type="checkbox"/>	<a href="#">MessageToSpheres2.png</a>	nov 08, 2006 16:23:01	329892
<input type="checkbox"/>	<a href="#">MessageToSpheres3.png</a>	nov 08, 2006 16:23:02	497030
<input type="checkbox"/>	<a href="#">MessageToSpheres4.png</a>	nov 08, 2006 16:23:03	476402
<input type="checkbox"/>	<a href="#">MessageToSpheres5.png</a>	nov 08, 2006 16:23:04	450278

Copyright © 1998 - 2006 Nice S.r.l. All trademarks and logos on this page are owned by NICE s.r.l. or by their respective owners.

**Выходные файлы**










Welcome to the GENIUS Grid Portal - Netscape

File Edit View Go Bookmarks Tools Window Help

https://glite-demo.ct.infn.it/

New Tab Welcome to the GENIUS Grid Portal

Welcome demo07 Resource Broker: gilda Virtual Organization: gilda LFC Host: lfc-gilda.ct.infn.it Your Data Logout

GILDA Grid Services

- Job Services
  - Job Submission
  - Job Queue
  - Job Data
  - Clean Job Queue
- HadronTherapy Services
  - Job Submission
  - Hadron Job Queue
  - Hadron Job Data
  - Clean Hadron Job Queue
- Raster-3D
  - Generate a Raster Image
  - Show Raster Queue
  - Raster Job Data
  - Clean Raster Queue
- WATERMARKING
- CODESA3D
- GATE
- gMOD
- MAGIC
- NOAH
- PATSEARCH
- Sonification
- Back home

**Job Submission**

Please, select a Job Type to submit.

Job Type: 08. Example of MPI parallel job: computation of pi on 4 CPUs (mpi.jdl - exec. time: 12 min.)

Next

- 01. Sound Creator (csound.jdl - exec. time: 7 min.)
- 02. Virtual Reality of 2 Digital Elevation Models (demtools.jdl - exec. time: 5 min.)
- 03. Hostname of the WorkerNode (hostname\_catania.jdl - exec. time: 4 min.)
- 04. 3-D rendering of a city (povray\_defcity.jdl - exec. time: 6 min.)
- 05. 3-D rendering of the human DNA (povray\_dna.jdl - exec. time: 18 min.)
- 06. 3-D rendering of a human heart (povray\_heart.jdl - exec. time: 7 min.)
- 07. 3-D rendering of a valve (povray\_valve.jdl - exec. time: 5 min.)
- 08. Example of MPI parallel job: computation of pi on 4 CPUs (mpi.jdl - exec. time: 12 min.)
- 09. A simple HelloWorld using a MPI job (helloworld.jdl - exec. time: 4 min.)
- 10. A Jacopi interaction for approximating the solution of a linear systems of equations (jacopi.jdl - exec time: 6 min.)

Copyright © 1998 - 2006 Nice S.r.l. All trademarks and logos on this page are owned by NICE s.r.l. or by their respective owners.

**Выбор приложения**

The screenshot shows a Netscape browser window titled "Welcome to the GENIUS Grid Portal - Netscape". The address bar contains "https://glite-demo.ct.infn.it/". The page header includes logos for INFN, eGEE (Enabling Grids for E-science), genius (Grid Enabled web Environment for), site Independent User job Submission, enginframe, and NICE. Below the header, there is a navigation bar with "Welcome demo07", "Resource Broker: gilda", "Virtual Organization: gilda", "LFC Host: lfc-gilda.ct.infn.it", "Your Data", and "Logout".

The main content area is titled "Job Submission". It contains the following text and form elements:

- Now you may also choose a specific Computing Element for your job.
- Job Type Selected: 03. Hostname of the WorkerNode (hostname\_catania.jdl - exec. time: 4 min.)
- Specify the CE Resource: Let the GILDA Resource Broker choose
- Submit Job button

A dropdown menu is open under "Specify the CE Resource", showing a list of available resources:

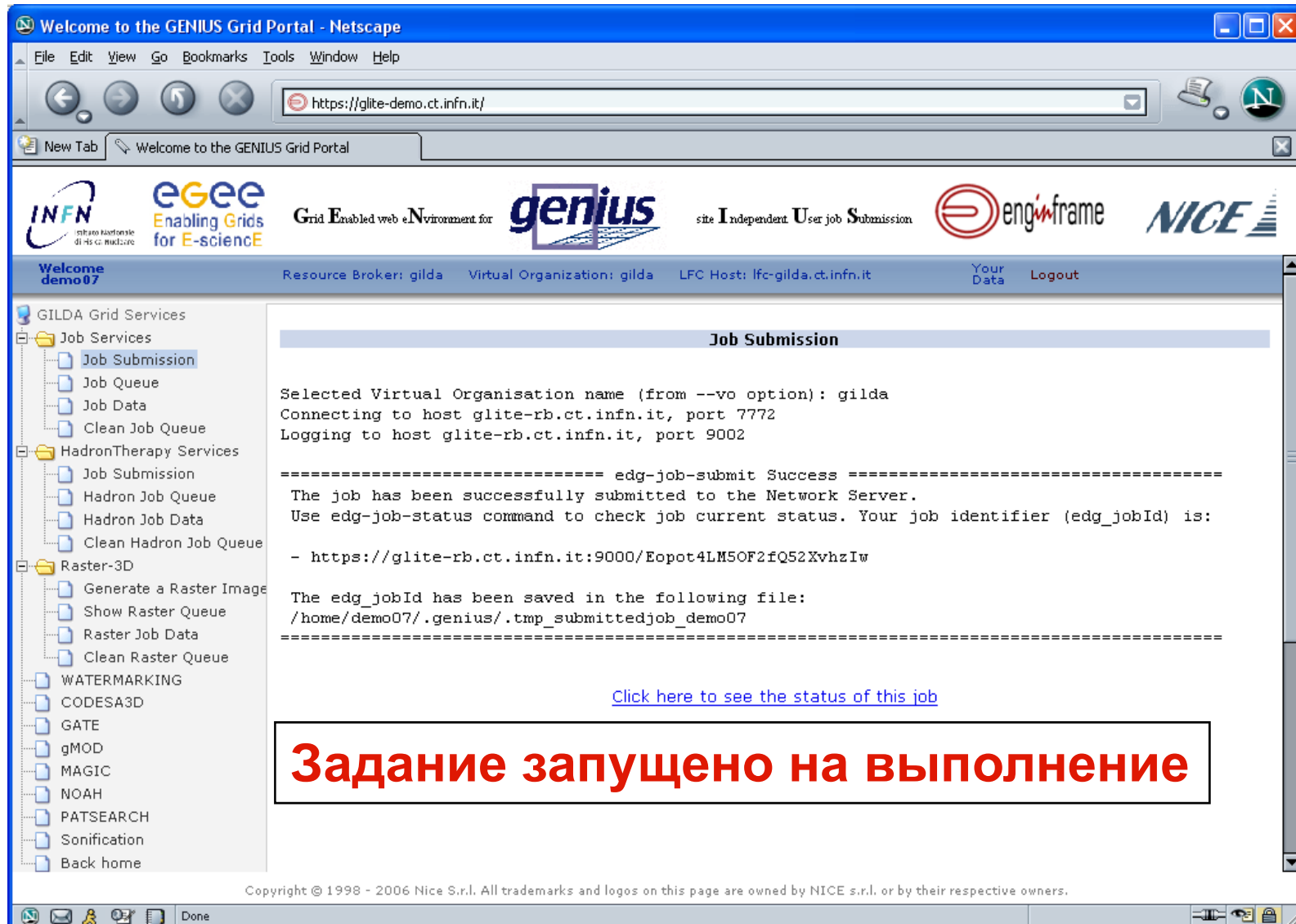
- Let the GILDA Resource Broker choose
- gn0.hpcc.sztaki.hu:2119/jobmanager-lcgpbs-gilda
- grid-ce.bio.dist.unige.it:2119/jobmanager-lcglst-gilda
- grid010.ct.infn.it:2119/jobmanager-lcgpbs-infinite
- grid010.ct.infn.it:2119/jobmanager-lcgpbs-long
- grid010.ct.infn.it:2119/jobmanager-lcgpbs-short
- grid011f.cnaf.infn.it:2119/jobmanager-lcgpbs-gilda
- iceage-ce-01.ct.infn.it:2119/jobmanager-lcgpbs-infinite
- iceage-ce-01.ct.infn.it:2119/jobmanager-lcgpbs-long
- iceage-ce-01.ct.infn.it:2119/jobmanager-lcgpbs-short

A sidebar on the left lists various services under "GILDA Grid Services":

- Job Services
  - Job Submission
  - Job Queue
  - Job Data
  - Clean Job Queue
- HadronTherapy Services
  - Job Submission
  - Hadron Job Queue
  - Hadron Job Data
  - Clean Hadron Job Queue
- Raster-3D
  - Generate a Raster Image
  - Show Raster Queue
  - Raster Job Data
  - Clean Raster Queue
- WATERMARKING
- CODESA3D
- GATE
- gMOD
- MAGIC
- NOAH
- PATSEARCH
- Sonification
- Back home

At the bottom of the page, there is a copyright notice: "Copyright © 1998 - 2006 Nice S.r.l. All trademarks and logos on this page are owned by NICE s.r.l. or by their respective owners."

**Выбор ресурса**








Welcome to the GENIUS Grid Portal - Netscape

File Edit View Go Bookmarks Tools Window Help

https://glite-demo.ct.infn.it/

New Tab Welcome to the GENIUS Grid Portal

Welcome demo07 Resource Broker: gilda Virtual Organization: gilda LFC Host: lfc-gilda.ct.infn.it Your Data Logout

GILDA Grid Services

- Job Services
  - Job Submission
  - Job Queue
  - Job Data
  - Clean Job Queue
- HadronTherapy Services
  - Job Submission
  - Hadron Job Queue
  - Hadron Job Data
  - Clean Hadron Job Queue
- Raster-3D
  - Generate a Raster Image
  - Show Raster Queue
  - Raster Job Data
  - Clean Raster Queue
- WATERMARKING
- CODESA3D
- GATE
- gMOD
- MAGIC
- NOAH
- PATSEARCH
- Sonification
- Back home

### Job Submission

Selected Virtual Organisation name (from --vo option): gilda  
 Connecting to host glite-rb.ct.infn.it, port 7772  
 Logging to host glite-rb.ct.infn.it, port 9002

===== edg-job-submit Success =====

The job has been successfully submitted to the Network Server.  
 Use edg-job-status command to check job current status. Your job identifier (edg\_jobId) is:

- https://glite-rb.ct.infn.it:9000/Eopot4LM50F2fQ52XvhzIw

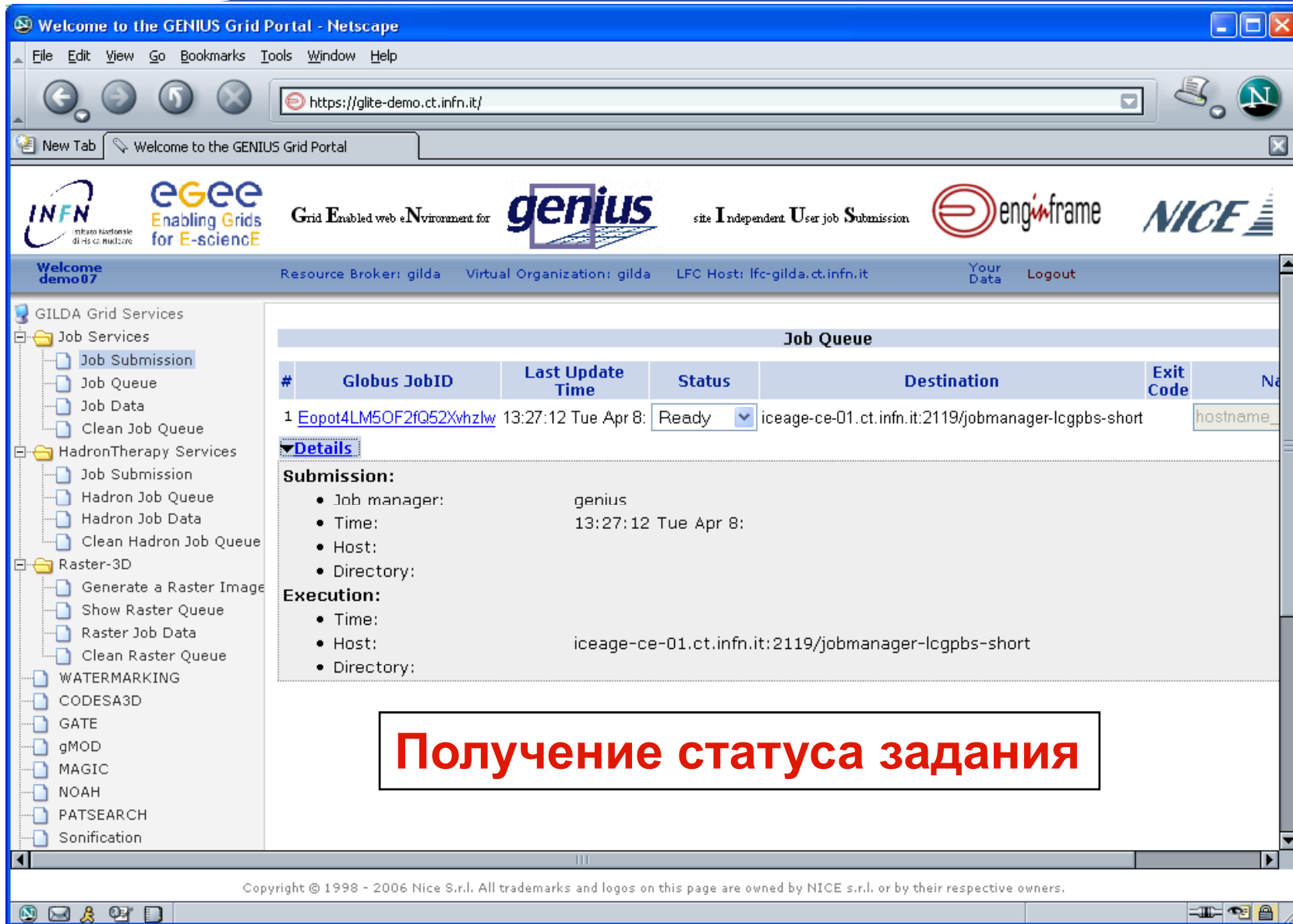
The edg\_jobId has been saved in the following file:  
 /home/demo07/.genius/.tmp\_submittedjob\_demo07

=====

[Click here to see the status of this job](#)

**Задание запущено на выполнение**

Copyright © 1998 - 2006 Nice S.r.l. All trademarks and logos on this page are owned by NICE s.r.l. or by their respective owners.



The screenshot shows a Netscape browser window titled "Welcome to the GENIUS Grid Portal - Netscape". The address bar contains "https://glite-demo.ct.infn.it/". The page header includes logos for INFN, eGEE (Enabling Grids for E-science), genius (Grid Enabled web Environment for site Independent User job Submission), enginframe, and NICE. Below the header, there are navigation links: "Welcome demo07", "Resource Broker: gilda", "Virtual Organization: gilda", "LFC Host: lfc-gilda.ct.infn.it", "Your Data", and "Logout".

The main content area is titled "Job Queue" and contains a table with the following data:

#	Globus JobID	Last Update Time	Status	Destination	Exit Code	Ne
1	<a href="#">Eopot4LM5OF2fQ52xwhzlw</a>	13:27:12 Tue Apr 8:	Ready	iceage-ce-01.ct.infn.it:2119/jobmanager-lcgpbs-short		hostname_

Below the table, there is a "Details" section with the following information:

**Submission:**

- Job manager: genius
- Time: 13:27:12 Tue Apr 8:
- Host:
- Directory:

**Execution:**

- Time:
- Host: iceage-ce-01.ct.infn.it:2119/jobmanager-lcgpbs-short
- Directory:

A red text box is overlaid on the bottom of the screenshot with the text: "Получение статуса задания".

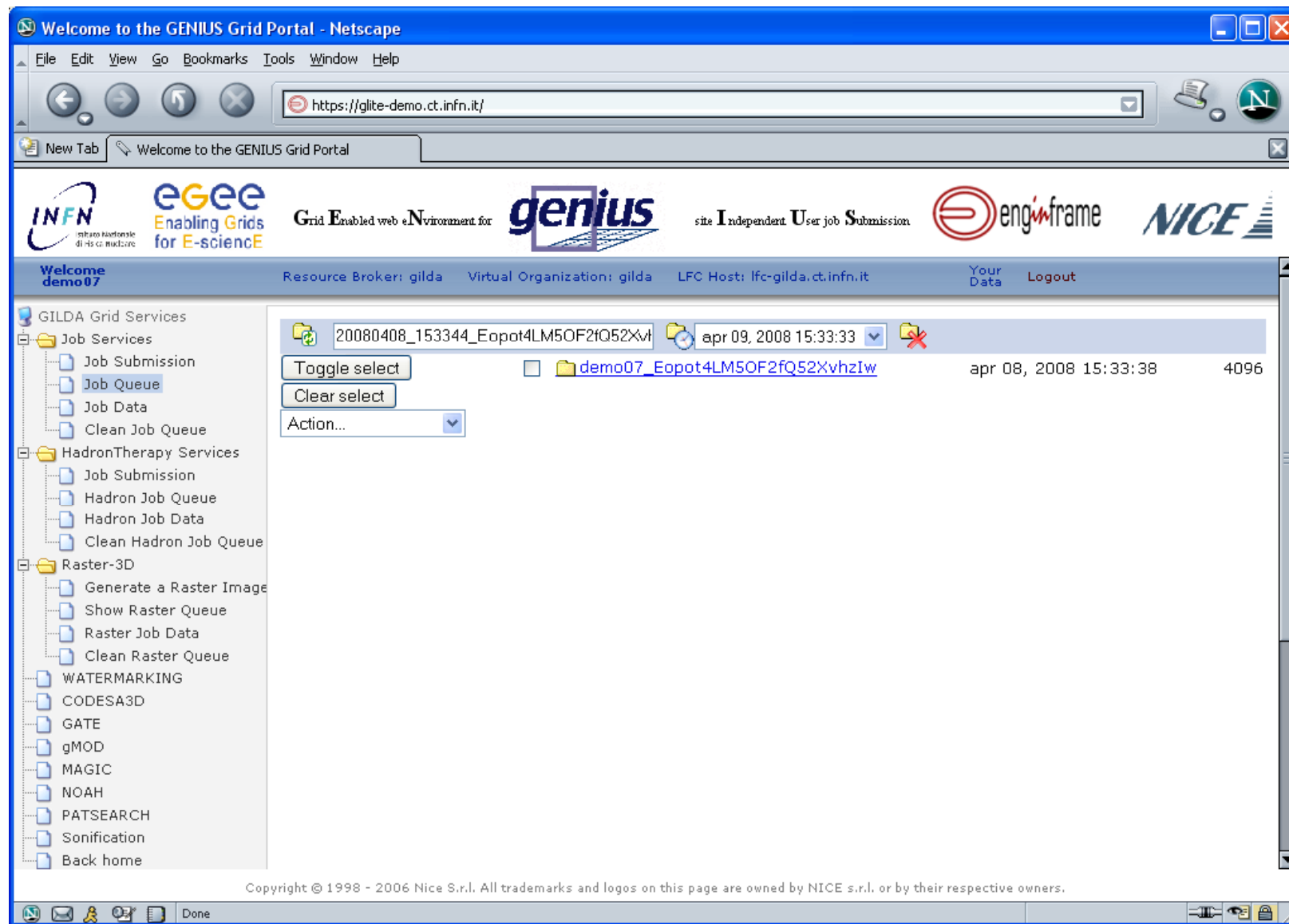
At the bottom of the browser window, there is a copyright notice: "Copyright © 1998 - 2006 Nice S.r.l. All trademarks and logos on this page are owned by NICE s.r.l. or by their respective owners."



**Welcome to the GENIUS Grid Portal - Netscape**  
 File Edit View Go Bookmarks Tools Window Help  
 https://glite-demo.ct.infn.it/  
 Welcome to the GENIUS Grid Portal  
 INFN eGEE Enabling Grids for E-science Grid Enabled web eNvironment for genius site Independent User job Submission enginframe NICE  
 Welcome demo07 Resource Broker: gilda Virtual Organization: gilda LFC Host: lfc-gilda.ct.infn.it Your Data Logout  
**GILDA Grid Services**  
 Job Services  
 Job Submission  
**Job Queue**  
 Job Data  
 Clean Job Queue  
 HadronTherapy Services  
 Job Submission  
 Hadron Job Queue  
 Hadron Job Data  
 Clean Hadron Job Queue  
 Raster-3D  
 Generate a Raster Image  
 Show Raster Queue  
 Raster Job Data  
 Clean Raster Queue  
 WATERMARKING  
 CODESA3D  
 GATE  
 gMOD  
 MAGIC  
 NOAH  
 PATSEARCH  
 Sonification  
**Job Queue**  

#	Globus JobID	Last Update Time	Status	Destination	Exit Code
1	<a href="#">Eopot4LM5OF2fQ52XvhzIw</a>	13:31:14 Tue Apr 8:	Done	iceage-ce-01.ct.infn.it:2119/jobmanager-lcgpbs-short	0

[Details](#)  
**[JavaScript Application]**  
 ? Do you really want to get output of job https://glite-rb.ct.infn.it:9000/Eopot4LM5OF2fQ52XvhzIw?  
 OK Cancel  
 Copyright © 1998 - 2006 Nice S.r.l. All trademarks and logos on this page are owned by NICE s.r.l. or by their respective owners.



The screenshot shows a Netscape browser window titled "Welcome to the GENIUS Grid Portal - Netscape". The address bar contains "https://glite-demo.ct.infn.it/". The page header includes logos for INFN, EGEE (Enabling Grids for E-science), GENIUS (Grid Enabled web eNvironment for site Independent User job Submission), enginframe, and NICE. Below the header, the page displays "Welcome demo07" and navigation links for "Resource Broker: gilda", "Virtual Organization: gilda", "LFC Host: lfc-gilda.ct.infn.it", "Your Data", and "Logout".

The main content area shows a tree view of "GILDA Grid Services" on the left, including Job Services, HadronTherapy Services, and Raster-3D. The right pane displays a table of job submissions:


<input type="checkbox"/>	20080408_153344_Eopot4LM5OF2fQ52XvI	april 09, 2008 15:33:33	<input type="checkbox"/>	<input type="checkbox"/>	<input type="checkbox"/>
Toggle select					
Clear select					
Action...					
<input type="checkbox"/>	demo07_Eopot4LM5OF2fQ52XvhzIw	april 08, 2008 15:33:38	4096		

At the bottom of the browser window, the status bar shows "Done" and a copyright notice: "Copyright © 1998 - 2006 Nice S.r.l. All trademarks and logos on this page are owned by NICE s.r.l. or by their respective owners."

**Welcome to the GENIUS Grid Portal - Netscape**  
 File Edit View Go Bookmarks Tools Window Help  
 https://glite-demo.ct.infn.it/  
 Welcome to the GENIUS Grid Portal  
 INFN eGee Enabling Grids for E-science Grid Enabled web eNvironment for genius site Independent User job Submission enginframe NICE  
 Welcome demo07 Resource Broker: gilda Virtual Organization: gilda LFC Host: lfc-gilda.ct.infn.it Your Data Logout  
**GILDA Grid Services**  
 Job Services  
 Job Submission  
 Job Queue  
 Job Data  
 Clean Job Queue  
 HadronTherapy Services  
 Job Submission  
 Hadron Job Queue  
 Hadron Job Data  
 Clean Hadron Job Queue  
 Raster-3D  
 Generate a Raster Image  
 Show Raster Queue  
 Raster Job Data  
 Clean Raster Queue  
 WATERMARKING  
 CODESA3D  
 GATE  
 gMOD  
 MAGIC  
 NOAH  
 PATSEARCH  
 Sonification  
 Back home

20080408_153344_Eopot4LM5OF2fQ52XvhzI		april 09, 2008 15:33:33	
[ Top ] > demo07_Eopot4LM5OF2fQ52XvhzIw			
Toggle select	<input checked="" type="checkbox"/>	hostname.err	april 08, 2008 15:33:37 0
Clear select	<input checked="" type="checkbox"/>	hostname.out	april 08, 2008 15:33:38 24
Action...			

Copyright © 1998 - 2006 Nice S.r.l. All trademarks and logos on this page are owned by NICE s.r.l. or by their respective owners.



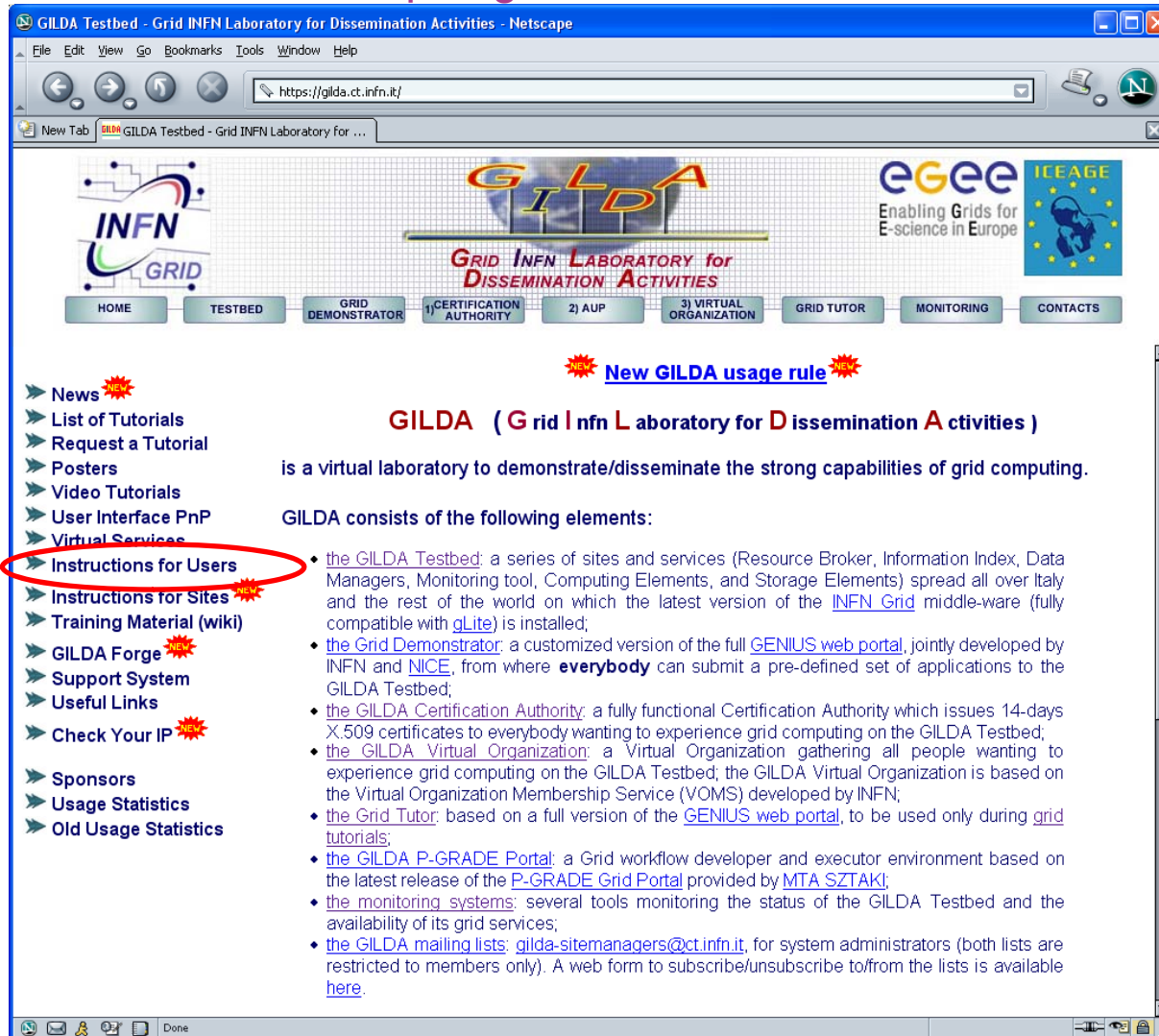
The screenshot shows the GENIUS Grid Portal interface. The browser window title is "Welcome to the GENIUS Grid Portal - Netscape". The address bar shows "https://glite-demo.ct.infn.it/". The page header includes logos for INFN, eGEE, genius, enginframe, and NICE. The main content area displays a file list for a specific job:

File Name	Size	Date
hostname.err	0	apr 08, 2008 15:33:37
hostname.out	24	apr 08, 2008 15:33:38

An action menu is open over the file list, showing options like "Delete selected", "Create .zip", "Create .tar", etc. A JavaScript dialog box is displayed in the foreground, asking: "Do you really want to delete the selected files?".

# GILDA Grid Tutor

• <https://gilda.ct.infn.it>

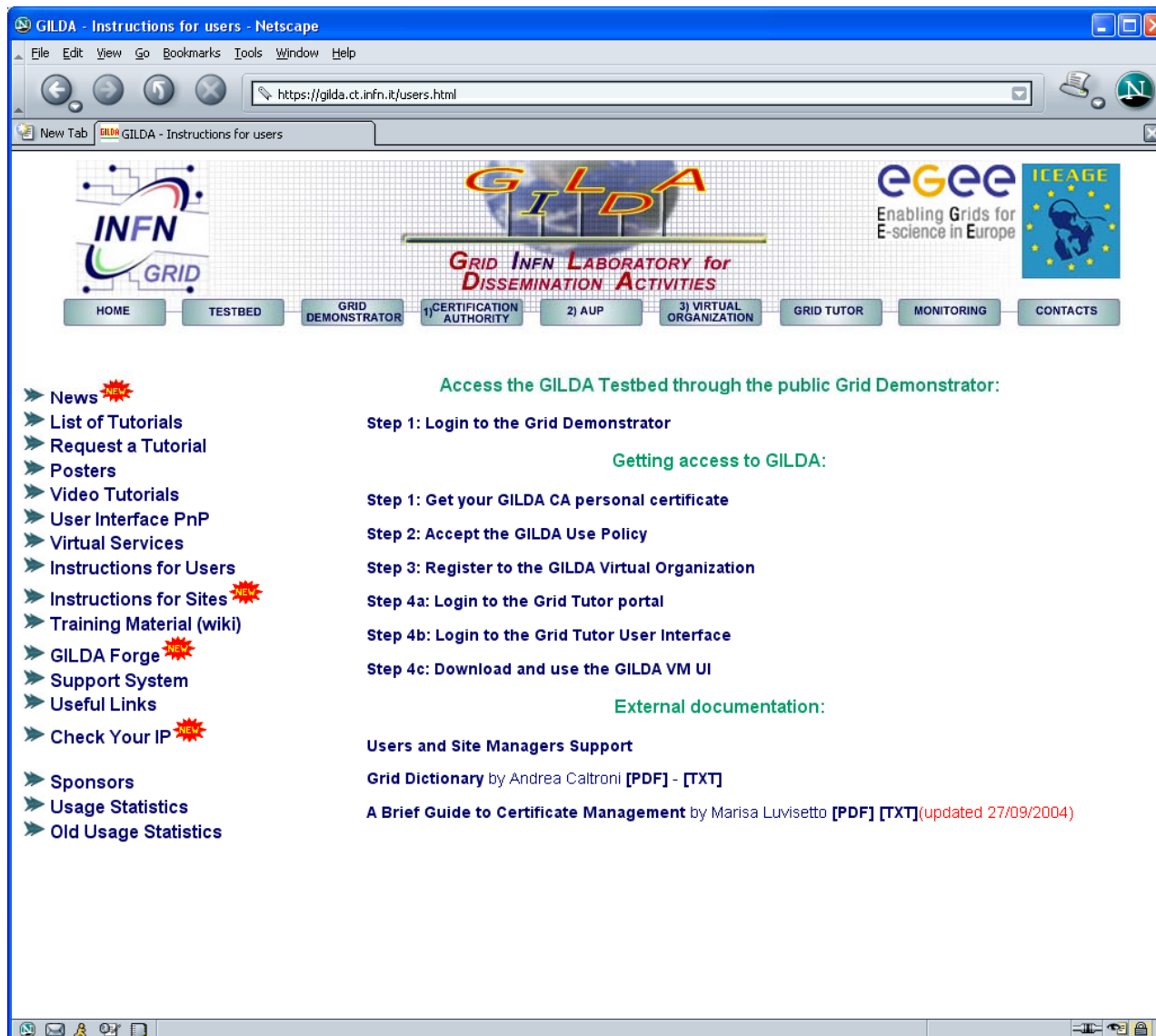


**Instructions for Users**

**GILDA (Grid INFN Laboratory for Dissemination Activities)**  
 is a virtual laboratory to demonstrate/disseminate the strong capabilities of grid computing.

GILDA consists of the following elements:

- [the GILDA Testbed](#): a series of sites and services (Resource Broker, Information Index, Data Managers, Monitoring tool, Computing Elements, and Storage Elements) spread all over Italy and the rest of the world on which the latest version of the [INFN Grid](#) middle-ware (fully compatible with [gLite](#)) is installed;
- [the Grid Demonstrator](#): a customized version of the full [GENIUS web portal](#), jointly developed by INFN and [NICE](#), from where **everybody** can submit a pre-defined set of applications to the GILDA Testbed;
- [the GILDA Certification Authority](#): a fully functional Certification Authority which issues 14-days X.509 certificates to everybody wanting to experience grid computing on the GILDA Testbed;
- [the GILDA Virtual Organization](#): a Virtual Organization gathering all people wanting to experience grid computing on the GILDA Testbed; the GILDA Virtual Organization is based on the Virtual Organization Membership Service (VOMS) developed by INFN;
- [the Grid Tutor](#): based on a full version of the [GENIUS web portal](#), to be used only during [grid tutorials](#);
- [the GILDA P-GRADE Portal](#): a Grid workflow developer and executor environment based on the latest release of the [P-GRADE Grid Portal](#) provided by [MTA SZTAKI](#);
- [the monitoring systems](#): several tools monitoring the status of the GILDA Testbed and the availability of its grid services;
- [the GILDA mailing lists](#): [gilda-sitemanagers@ct.infn.it](mailto:gilda-sitemanagers@ct.infn.it), for system administrators (both lists are restricted to members only). A web form to subscribe/unsubscribe to/from the lists is available [here](#).



GILDA - Instructions for users - Netscape

File Edit View Go Bookmarks Tools Window Help

https://gilda.ct.infn.it/users.html

New Tab GILDA - Instructions for users

INFN GRID


GILDA

EGEE Enabling Grids for E-science in Europe

ICEAGE

GRID INFN LABORATORY for DISSEMINATION ACTIVITIES

HOME TESTBED GRID DEMONSTRATOR CERTIFICATION AUTHORITY 2) AUP 3) VIRTUAL ORGANIZATION GRID TUTOR MONITORING CONTACTS

➤ News 

➤ List of Tutorials

➤ Request a Tutorial


➤ Posters

➤ Video Tutorials


➤ User Interface PnP

➤ Virtual Services

➤ Instructions for Users


➤ Instructions for Sites 

➤ Training Material (wiki)

➤ GILDA Forge 

➤ Support System

➤ Useful Links

➤ Check Your IP 

➤ Sponsors

➤ Usage Statistics

➤ Old Usage Statistics

Access the GILDA Testbed through the public Grid Demonstrator:

Step 1: Login to the Grid Demonstrator

Getting access to GILDA:

Step 1: Get your GILDA CA personal certificate

Step 2: Accept the GILDA Use Policy

Step 3: Register to the GILDA Virtual Organization

Step 4a: Login to the Grid Tutor portal

Step 4b: Login to the Grid Tutor User Interface

Step 4c: Download and use the GILDA VM UI

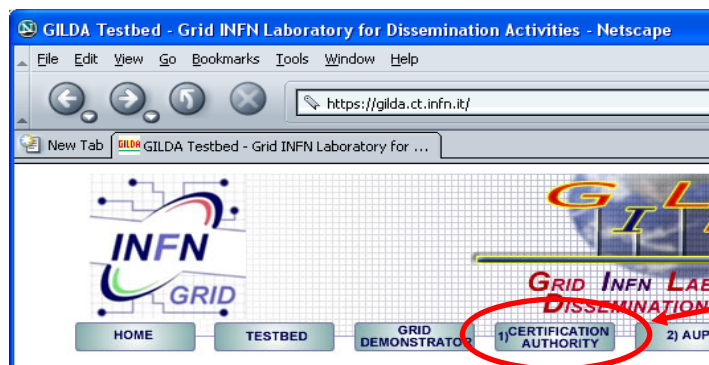
External documentation:

Users and Site Managers Support

Grid Dictionary by Andrea Caltroni [PDF] - [TXT]

A Brief Guide to Certificate Management by Marisa Luvisetto [PDF] [TXT] (updated 27/09/2004)





## New GILDA usage rule

### GILDA ( G rid I nfn L aboratory for D issemination A ctivities )

is a virtual laboratory to demonstrate/disseminate the strong capabilities of grid computing.

GILDA consists of the following elements:

- News
- List of Tutorials
- Request a Tutorial
- Posters
- Video Tutorials
- User Interface PnP
- Virtual Services
- Instructions for Users
- Instructions for Sites
- Training Material (wiki)
- GILDA Forge
- Support System
- Useful Links
- Check Your IP
- Sponsors
- Usage Statistics
- Old Usage Statistics

- [the GILDA Testbed](#): a series of sites and services (Resource Broker, Information Index, Data Managers, Monitoring tool, Computing Elements, and Storage Elements) spread all over Italy and the rest of the world on which the latest version of the [INFN Grid](#) middle-ware (fully compatible with [gLite](#)) is installed;
- [the Grid Demonstrator](#): a customized version of the full [GENIUS web portal](#), jointly developed by INFN and [NICE](#), from where **everybody** can submit a pre-defined set of applications to the GILDA Testbed;
- [the GILDA Certification Authority](#): a fully functional Certification Authority which issues 14-days X.509 certificates to everybody wanting to experience grid computing on the GILDA Testbed;
- [the GILDA Virtual Organization](#): a Virtual Organization gathering all people wanting to experience grid computing on the GILDA Testbed; the GILDA Virtual Organization is based on the Virtual Organization Membership Service (VOMS) developed by INFN;
- [the Grid Tutor](#): based on a full version of the [GENIUS web portal](#), to be used only during [grid tutorials](#);
- [the GILDA P-GRADE Portal](#): a Grid workflow developer and executor environment based on the latest release of the [P-GRADE Grid Portal](#) provided by [MTA SZTAKI](#);
- [the monitoring systems](#): several tools monitoring the status of the GILDA Testbed and the availability of its grid services;
- [the GILDA mailing lists](#): [gilda-sitemanagers@ct.infn.it](mailto:gilda-sitemanagers@ct.infn.it), for system administrators (both lists are restricted to members only). A web form to subscribe/unsubscribe to/from the lists is available [here](#).

- <https://gilda.ct.infn.it/CA/mgt/getCA.php>

Download the GILDA CA certificate - Microsoft Internet Explorer

File Modifica Visualizza Preferiti Strumenti ?

Indietro

Indirizzo <https://gilda.ct.infn.it/CA/mgt/getCA.php>

**The GILDA Certification Authority**

GRID INFN LABORATORY for DISSEMINATION ACTIVITIES

- General information
- **GILDA CA certificate**
- Request a personal certificate
- Request an account
- Request a host certificate
- Renew a certificate
- Check a personal certificate
- Certificate Revocation List

**Download the GILDA CA certificate**

**WARNING !**

This web server is certified by the same Certification Authority you are going to download the root certificate of. Hence, you have no objective ways to check its reliability and trustability!

If you do not trust it and would like to check the correctness of the fingerprints, you can call the CA manager on the phone (Giuseppe Platania, +39 095 378 5501).

These are the fingerprints of the GILDA CA certificate:

**B6:BA:BD:BC:72:53:05:93:78:A4:81:47:28:4E:3C:55 (MD5)**  
**4F:10:40:A9:B5:75:59:01:A3:59:74:9E:E3:E2:8F:E2:C7:2C:93:DD (SHA1)**

**Instructions**

For the automatic installation in your web browser, select the **DER** format and save the GILDA CA certificate on your local disk with the **.der** extension in the filename. Then, double click on the filename and, when the installation dialog starts, choose the option 'Select automatically the archive'.

The **PEM** format must be selected only to visualize the GILDA CA certificate with your web browser (e.g., if you want to do "cut and paste").

Formato:

**Download/Visualize certificate**



**The GILDA Certification Authority**

The **GILDA Certification Authority** (GILDA CA) issues temporary (two weeks) personal public key certificates (compliant with the X.509 standard) in order to access the GILDA Testbed.

**Absolutely no identity check** is going to be performed on the requester, so the personal certificates issued by the GILDA CA have absolutely no value on any real production Grid Infrastructure.

The **GILDA Certification Authority** is managed by:

Giuseppe Platania  
 INFN Catania  
 Via S. Sofia, 64  
 I-95123 Catania  
 ITALY

e-mail: [gilda-ca@ct.infn.it](mailto:gilda-ca@ct.infn.it)  
 Tel: +39 095 378 5501  
 Fax: +39 095 378 5231

In order to inspect the GILDA CA certificate and/or save it in your web browser (necessary to validate your personal certificate) click on **GILDA CA certificate** in the left part of this page.

In order to request a certificate, click on **Request a personal certificate** in the left part of this page.

If you already have a trusted personal certificate, click on **Request an account**, in the left part of this page, to request an account. Your personal certificate must be included in your browser before doing this.

In order to request a host certificate, click on **Request a host certificate** in the left part of this page.

Request a GILDA personal certificate - Mozilla Firefox

Файл Правка Вид Переход Закладки Инструменты Справка

https://gilda.ct.infn.it/CA/mgt/restricted/ucert.php

Главная страница F... Заголовки последн...

- General information
- GILDA CA certificate
- Request a personal certificate
- Request an account
- Request a host certificate
- Renew a certificate
- Check a personal certificate
- Certificate Revocation List

### Request a GILDA personal certificate

If you did not do it already, please [download the GILDA CA certificate first](#).

In order to correctly generate a request it is mandatory to fill **all** fields in the form below. Please, double check the correctness of the e-mail address that you are going to provide since **no verification** will be performed by the server.

The password you are prompted about in the form below is the password of your personal account on the **GENIUS Portal** from where you will access the GILDA Testbed and it is **NOT** the passphrase of your personal certificate.

When the certificate will be signed by the GILDA CA manager you will be notified by e-mail with the instructions to download your GILDA CA personal certificate and access the GILDA Testbed.

Institute/University/Company:	<input type="text"/>
First name and last name:	<input type="text"/>
Account username (max 8 characters; only not-accented letters and digits are allowed, both lowercase and uppercase):	<input type="text"/>
Account password (only not-accented letters and digits are allowed, both lowercase and uppercase):	<input type="password"/>
Confirm account password (only not-accented letters and digits are allowed, both lowercase and uppercase):	<input type="password"/>
E-mail:	<input type="text"/>
KeySize:	2048 (Высокая степень)

Submit the request Clear form

Готово gilda.ct.infn.it

Dear User,

you can download your GILDA Personal Certificate going, \*with the same browser you used to submit the request\*, to the URL:

<https://gilda.ct.infn.it/cgi-bin/gucert.pl?0A44>

Your certificate is valid for \$CERTIFICATE\_DAYS\_VALUE days. After that you can go to:

<https://voms.ct.infn.it:8443/voms/gilda/webui/request/user/create>

and register to the GILDA VOMS (usually, registration takes a working day).

Then, you can go to the GILDA Grid Demonstrator at the URL: <https://grid-demo.ct.infn.it>

or, if you are participating to a tutorial or an induction course, to the GILDA Grid Tutor at the URL:

<https://grid-tutor.ct.infn.it> (for LCG) or <https://glite-tutor.ct.infn.it> (for gLite)

Remember that:

1) whenever you are prompted for the Operating System, use the username and the password you have chosen when you requested the GILDA Personal Certificate as username and as password;

2) whenever you are prompted for the GRID username and password and the passphrase of your GILDA Personal Certificate as password.  
Best Regards

The GILDA CA Manager

GILDA Certification Authority  
Tel: +39 095 378 5469  
Fax: +39 095 378 5231  
Via S. Sofia, 64  
I-95123 Catania  
ITALY

<http://gilda.ct.infn.it/CA/>

**From:** GILDA-CA <gilda-ca@ct.infn.it>

**To:** <email из отправленной формы>

**Subject:** GILDA Personal Certificate for <username>

Просто нажать на ссылку для получения сертификата

- После загрузки сертификата в браузер появится web страница с сообщением, что новый сертификат доступен в списке сертификатов браузера.
- **Все действия должны производиться в одном и том же браузере!!**
- Срок действия персонального сертификата 14 дней!
- После этого сертификат можно экспортировать и сохранить в безопасном месте.
- Процедура экспорта зависит от типа используемого браузера.
- Тип файла экспортированного сертификата зависит от браузера (\*.p12 для Mozilla/Netscape/FireFox и \*.pfx для Internet Explorer).
- Экспортированный сертификат в дальнейшем должен будет преобразован в \*.pem формат, распознаваемый системой безопасности gLite.

- Вторая ссылка в полученном e-mail.

Dear User,

you can download your GILDA Personal Certificate going,  
\*with the same browser you used to submit the request\*,  
to the URL:

`https://gilda.ct.infn.it/cgi-bin/gucert.pl?0A44`

Your certificate is valid for 365 days.  
After that you can go to:

`https://voms.ct.infn.it:8443/voms/gilda/webui/request/user/create`

and register to the GILDA VO (usually, registration takes a working day).

Then, you can go to the GILDA Grid Demonstrator at the URL:

`https://grid-demo.ct.infn.it`

or, if you are participating to a tutorial or an induction course,  
to the GILDA Grid Tutor at the URL:

`https://grid-tutor.ct.infn.it` or `https://grid-tutor1.ct.infn.it`

Remember that:


1) whenever you are prompted for the Operating System, use the username  
and the password you have chosen when you requested the GILDA  
Personal Certificate as username and as password;

2) whenever you are prompted for the GRID username and password  
and the passphrase of your GILDA Personal Certificate as password.

Best Regards  
The GILDA CA Manager

...

Просто нажать на ссылку для того чтобы  
зарегистрироваться в VOMS


Virtual Organization Membership Service

The **gilda** VO
Request to Administrators » requesting VO membership

REQUEST TO ADMINISTRATORS

REQUESTING VO MEMBERSHIP

LISTING REQUESTS

CONFIRMATION OF THE EMAIL ADDRESS

### VO User Registration Request

To access the VO resources, you must agree to the VO's Usage Rules. Please fill out all fields in the form below and click on the appropriate button at the bottom.

After you submit this request, you will receive an email with instructions on how to proceed. Your request will not be forwarded to the VO managers until you confirm that you have a valid email address by following those instructions.

Для доступа к этой странице сертификат уже должен быть загружен в браузер!!

that it may be used to contact you in relation to this activity.

DN: /C=IT/O=GILDA/OU=Personal Certificate/L=Petersburg Nuclear Physics Institute (PNPI)/CN=Sergey Oleshko/Email=oleshko@pnpi.nw.ru

CA: /C=IT/O=GILDA/CN=GILDA Certification Authority

CA URI:

Family Name:

Given Name:

Institute:

Phone Number:

Email:



**Subject:** Email address confirmation for VO gilda  
**From:** [grid-prod@ct.infn.it](mailto:grid-prod@ct.infn.it)  
**Date:** 31/07/06 16:46  
**To:** [oleshko@pnpi.nw.ru](mailto:oleshko@pnpi.nw.ru)

Email address confirmation for VO gilda

A request for a VO membership on gilda has been made using this email address.

If you have not made this request please ignore this message. It would be helpful if you would contact the VO registrar and tell us about this bogus request.

If the request was made by you, please click on the following URL to confirm this email address,

<https://voms.ct.infn.it:8443/voms/gilda/webui/request/user/confirm?cookie=kkvvcaglalnpienv&reqid=178>

Make sure you have your client certificate loaded in your browser. One way to ensure this is to copy and paste the above URL into the same browser that you used to submit the request.

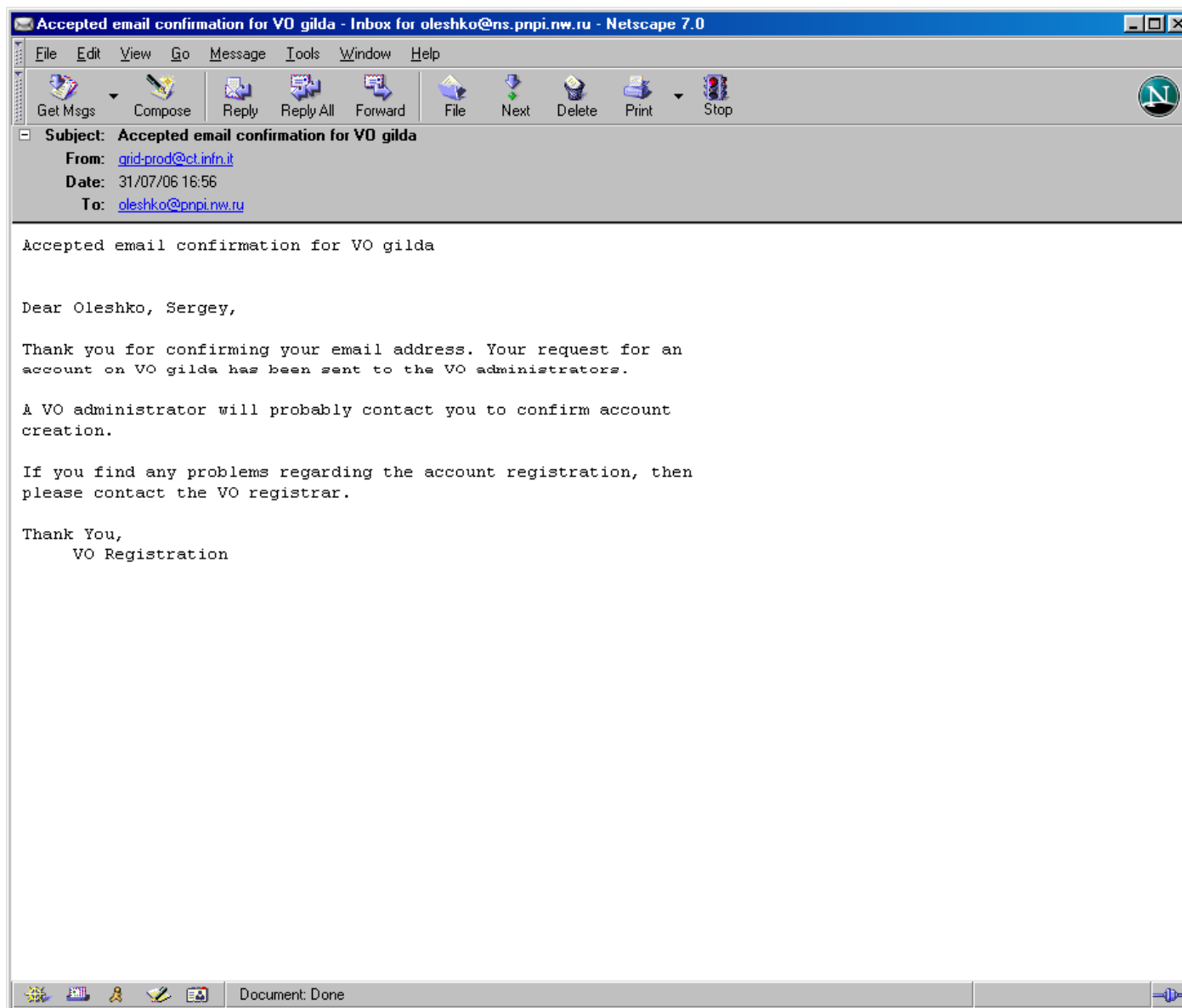
If you wish to confirm the request another way, then you need the following information:

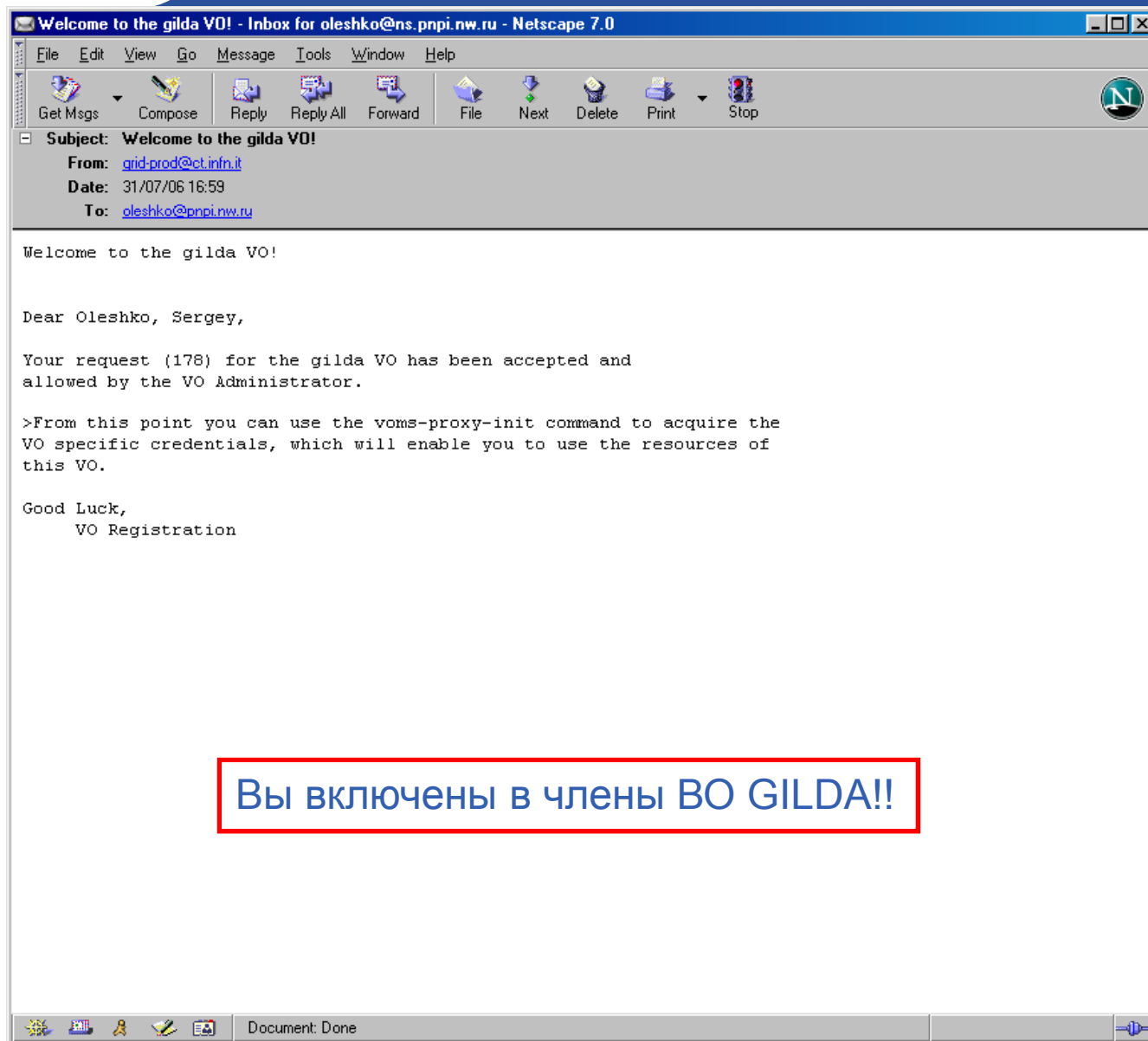
Request number : 178  
 Confirmation cookie: kkvvcaglalnpienv

Once you have confirmed your email address the following information will be sent to the VO administrator:

Name : Oleshko, Sergey  
 Email : [oleshko@pnpi.nw.ru](mailto:oleshko@pnpi.nw.ru)  
 Institute : Petersburg Nuclear Physics Institute  
 Phone Number : +7 81371 35770  
 Certificate DN : /C=IT/O=GILDA/OU=Personal Certificate/L=Petersburg Nuclear Physics Institute (PNPI)/CN=Sergey Oleshko/Email=oleshko@pnpi.nw.ru  
 Certificate CA : /C=IT/O=GILDA/CN=GILDA Certification Authority

Нажать ссылку для подтверждения





- Сохранить персональный сертификат из браузера в файл \*.p12
- Отправить письмо (ticket) в службу поддержки (<http://gilda-support.ct.infn.it/>)-> с просьбой открыть FireWall для вашего IP (указать его). Иначе вы не сможете зайти на их машину
- Зайти с помощью SSH на свой UI, машина с адресом: [glite-tutor.ct.infn.it](http://glite-tutor.ct.infn.it). Логин и пароль - те, которые вы указывали при регистрации.
- Скопировать туда (в свою корневую директорию) свой сертификат mysert.p12
- Создать на UI директорию (mkdir .globus)
- Выполнить команды:  
openssl pkcs12 -nocerts -in mysert.p12 -out .globus/userkey.pem  
openssl pkcs12 -clcerts -nokeys -in mysert.p12 -out .globus/usersert.pem  
cd .globus/  
chmod 400 userkey.pem  
chmod 644 usersert.pem
- Активизировать проху:  
voms-proxy-init --voms gilda  
myproxy-init --voms gilda  
\* при этом необходимо ввести пароль (новый), который будет необходим для работы через браузер
- Теперь можно работать в полнофункциональной Grid инфраструктуре GILDA, как через браузер: <https://glite-tutor.ct.infn.it/>, так и через SSH, host: [glite-tutor.ct.infn.it](http://glite-tutor.ct.infn.it)

**Welcome to the GENIUS Grid Portal**  
 File Правка Вид Переход Закладки Инструменты Справка  
 https://glite-tutor.ct.infn.it/

INFN Istituto Nazionale di Fisica Nucleare  
 eGEE Enabling Grids for E-science  
 Grid Enabled web eNvironment for  
**genius**  
 site Independent User job Submission  
 enginframe NICE

**Welcome to GENIUS Portal**  
  
**ver. 4.0**  
 compliant with [gLite 3.0](#) middleware  
[Credits](#)

This portal is best viewed with Mozilla 1.7.12 or higher,  
 Seamonkey 1.1.3 or higher, Firefox 2.0.0.5 or higher,  
 Netscape (4.79, 4.80, 6 or higher) and Internet Explorer (5 or higher) can also be used.  
 The Java plugin 1.6.0 or higher is mandatory required.  
 The use of any other web browsers could induce some visualization mismatches and is not currently suggested.  
 powered by  
  
 Last update: **Fri 26 October 2007**

GENIUS Services  
 File  
 Security  
 Job  
 Data  
 Info  
 Monitoring  
 Interactive  
 Preferences  
 MyProxy Servers  
   Add Hostname  
   Remove Hostname  
   Grid Settings  
   Set VO/VOMS  
 VO Services

Copyright © 1998 - 2006 Nice S.r.l. All trademarks and logos on this page are owned by NICE s.r.l. or by their respective owners.

Готово glite-tutor.ct.infn.it

- Работа с файлами
- Запуск задач
- Мониторинг
- Работа с данными

Welcome to the GENIUS INFN GRID Portal - Mozilla

INFN **eGEE** Enabling Grids for E-science  
Grid Enabled web eNvironment for **genius** site Independent User job Submission **enginframe** NICE

GENIUS Services

- File
  - Create a File
  - View/Edit a File
  - Copy/Rename a File/Dir
  - Delete Files/Dirs
  - Create a Directory
  - Upload a TAR ball
  - Upload a File
  - Change Permissions
  - Show the Environment
- Security
- Accounting
- Job
- Data
- Info
- Monitoring
- Interactive
- Preferences

**Login to the operating system**

Username:

Password:

Copyright © 1998 - 2005 Nice S.r.l. All trademarks and logos on this page are owned by NICE s.r.l. or by their respective owners.

Имя и пароль, введённые при  
заполнении формы для получения  
сертификата GILDA

Для работы в ГРИД используется и  
вводится пароль для MyProху

The screenshot shows the GENIUS INFN GRID Portal interface. At the top, there are logos for INFN, eGEE (Enabling Grids for E-science), genius (Grid Enabled web Environment for site Independent User job Submission), enginframe, and NICE. Below the logos, there is a navigation bar with 'Welcome falzone', 'Your Data', and 'Logout'.

The main content area is titled 'Create a File'. It contains the following text: 'With this service you may create a file in your home directory.' Below this, there are two input fields: 'Base Path' with a 'Select...' button and 'default is HOME' text, and 'FileName'.

Below the input fields, there is a large text area with the instruction: 'Write here or copy and paste from a local file'. A 'Save' button is located at the bottom left of this area.

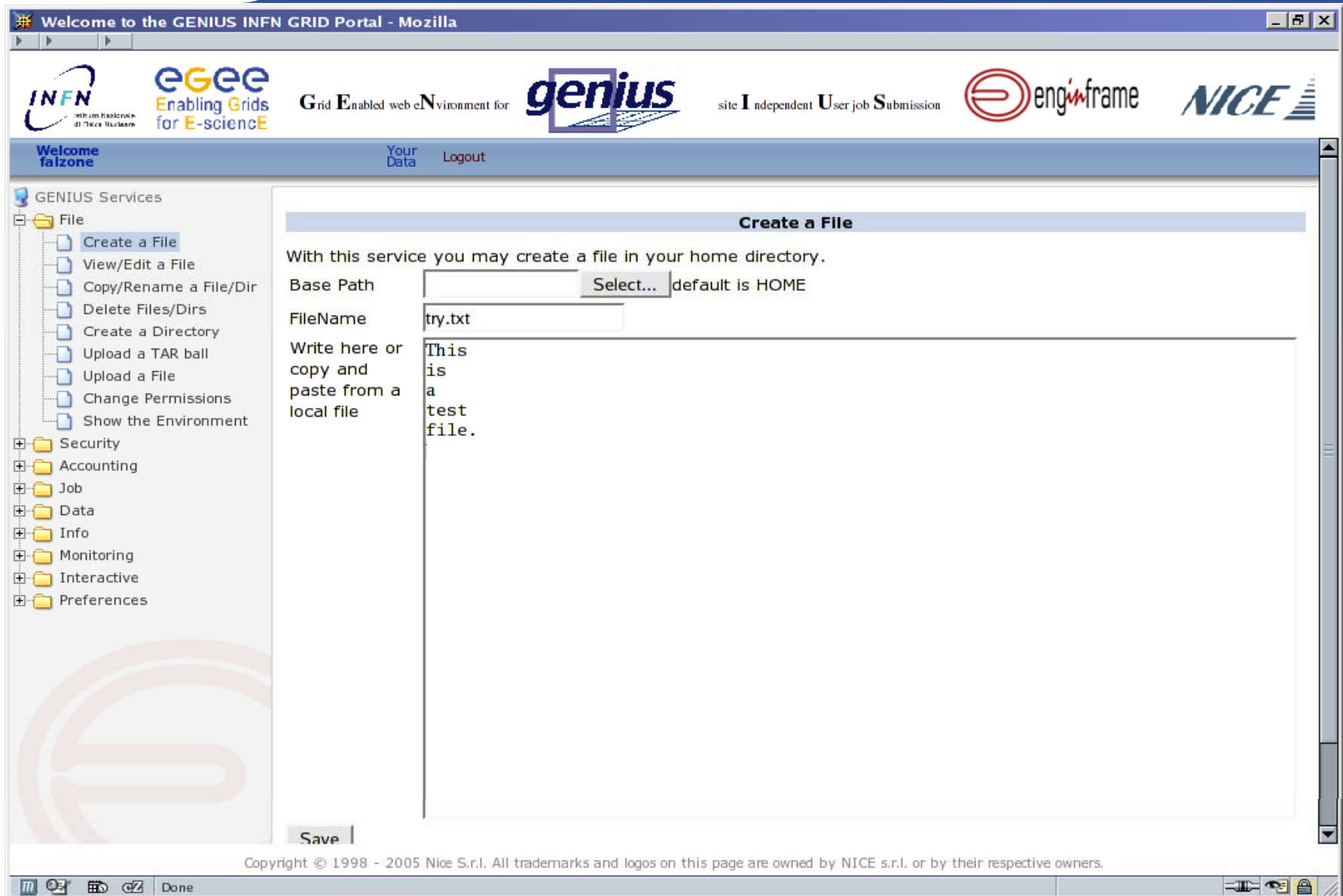
On the left side, there is a 'GENIUS Services' menu with a tree view containing: File (Create a File, View/Edit a File, Copy/Rename a File/Dir, Delete Files/Dirs, Create a Directory, Upload a TAR ball, Upload a File, Change Permissions, Show the Environment), Security, Accounting, Job, Data, Info, Monitoring, Interactive, and Preferences.

A file selection dialog is open on the right side, showing a list of folders in the directory '/home/falzone'. The folders listed include: altrotest, falzone\_2xpGDGai6xDZJLg597W1HA, falzone\_3PKblSyRA7X1JM-ikJOUUQ, falzone\_6AreA9FBp9fH8dR10bo0QQ, falzone\_UwcUmk8Y5x6VSgE2NVwaTg, falzone\_Wrf6HbxD2J1rkq1INV054Q, falzone\_XpUvqJo6wKba0upDX9V-8g, falzone\_XuxWQMDawn3NRI3W\_yLp9g, falzone\_dGCVFzAWu5txdeg1VrPhBQ, falzone\_efLEL2KXsmUZ34Gve598Yg, falzone\_fycmMa3Cxo2\_cyr4qb5Pg, falzone\_k7z7qvWk7IX\_f2JzuTx37w, falzone\_oW5AdVuQXq73dotubmwaug, falzone\_pHLRY3KKMO7SMwxhFnAjHA, falzone\_povDeEyZDL4cS0zegt\_A, falzone\_pv4edRPd2m907ucA7Hq9gw, falzone\_yvsKAxmF9b3\_Ku1PtaZ46w, and falzone\_z45715x7772a5FzuDNR4Q. The 'Path:' field is set to '/home/falzone'. There are 'OK' and 'Cancel' buttons.






A red diagonal stamp is overlaid on the dialog, reading: 'Удалённая работа с файлами на UI машине'.

At the bottom of the page, there is a copyright notice: 'Copyright © 1998 - 2005 Nice S.r.l. All trademarks and logos on this page are owned by NICE s.r.l. or by their respective owners.'





Welcome to the GENIUS INFN GRID Portal - Mozilla

Welcome faizone    Your Data    Logout

**GENIUS Services**

- File
  - Create a File
  - View/Edit a File
  - Copy/Rename a File/Dir
  - Delete Files/Dirs
  - Create a Directory
  - Upload a TAR ball
  - Upload a File
  - Change Permissions
  - Show the Environment
- Security
- Accounting
- Job
- Data
- Info
- Monitoring
- Interactive
- Preferences

**Create a File**

With this service you may create a file in your home directory.

Base Path  default is HOME

FileName

Write here or copy and paste from a local file

```
This
is
a
test
file.
```

Save

Copyright © 1998 - 2005 Nice S.r.l. All trademarks and logos on this page are owned by NICE s.r.l. or by their respective owners.

Welcome to the GENIUS INFN GRID Portal - Mozilla

INFN **eGEE** Enabling Grids for E-science  
Grid Enabled web eNvironment for **genius** site Independent User job Submission **enginframe** **NICE**

Welcome falzone Your Data Logout

**GENIUS Services**

- File
  - Create a File
  - View/Edit a File
  - Copy/Rename a File/Dir
  - Delete Files/Dirs
  - Create a Directory
  - Upload a TAR ball
  - Upload a File
  - Change Permissions
  - Show the Environment
- Security
- Accounting
- Job
- Data
- Info
- Monitoring
- Interactive
- Preferences

**Create a file**

The file has been saved as /home/falzone/try.txt

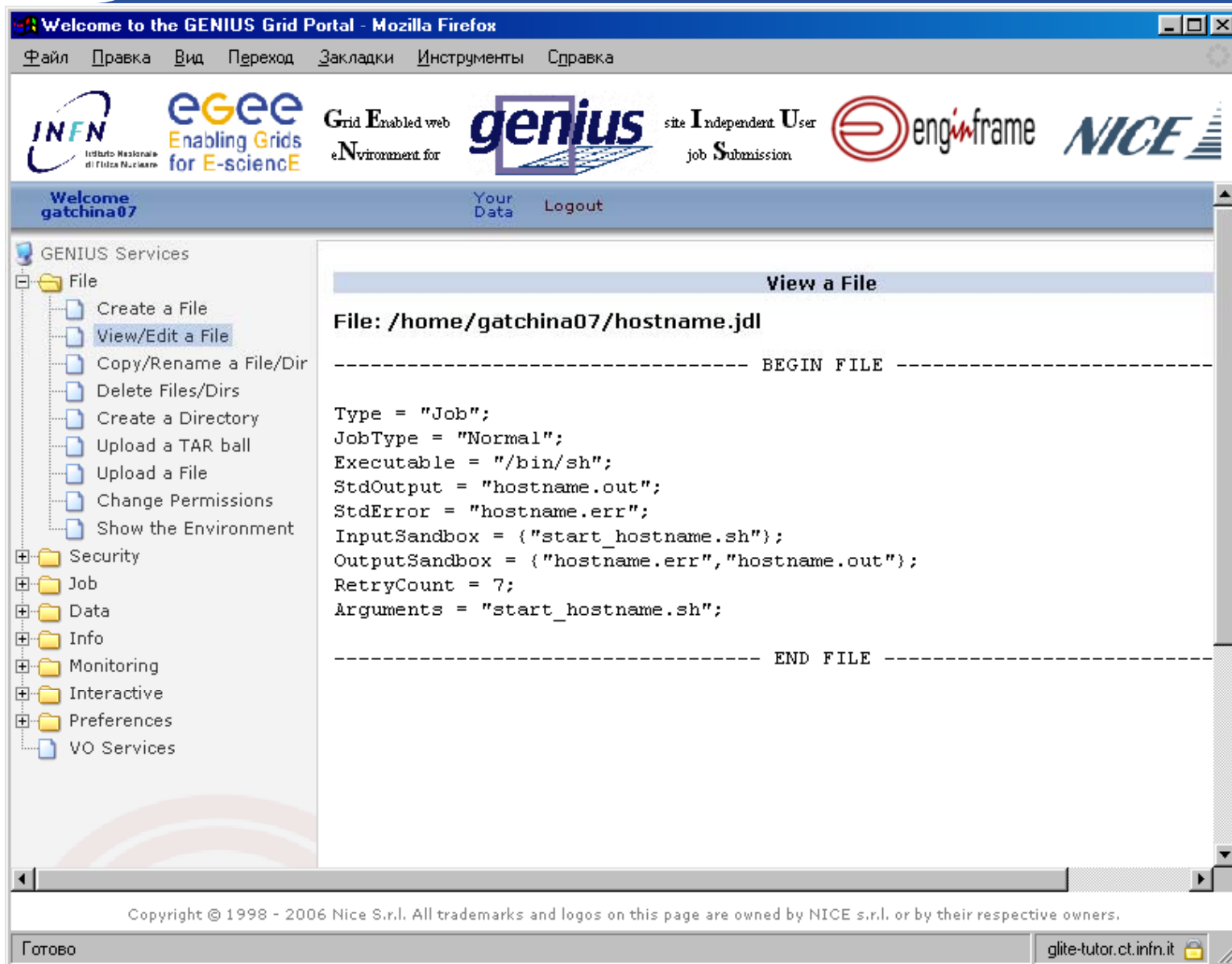
Copyright © 1998 - 2005 Nice S.r.l. All trademarks and logos on this page are owned by NICE s.r.l. or by their respective owners.

The screenshot shows the GENIUS Grid Portal interface in Mozilla Firefox. The main window displays a sidebar with 'GENIUS Services' including File, Security, Job, Data, Info, Monitoring, and Interaction. The 'File' service is expanded, showing options like 'View/Edit a File'. A callout bubble points to the 'View' button in the 'View/Edit a File' section, with the text: **Несколько действий в одном сервисе**.

An inset window titled '/home/gatchina07 - Mozilla Firefox' displays a file list:

edglog.log	0	-rw-r--r--
file1.txt	36	-rw-r--r--
hostname.jdl	249	-rw-r--r--
start_hostname.sh	30	-rw-r--r--
url.txt	60	-rw-r--r--

The inset window also shows a 'Path' field set to '/home/gatchina07' and 'OK' and 'Cancel' buttons.



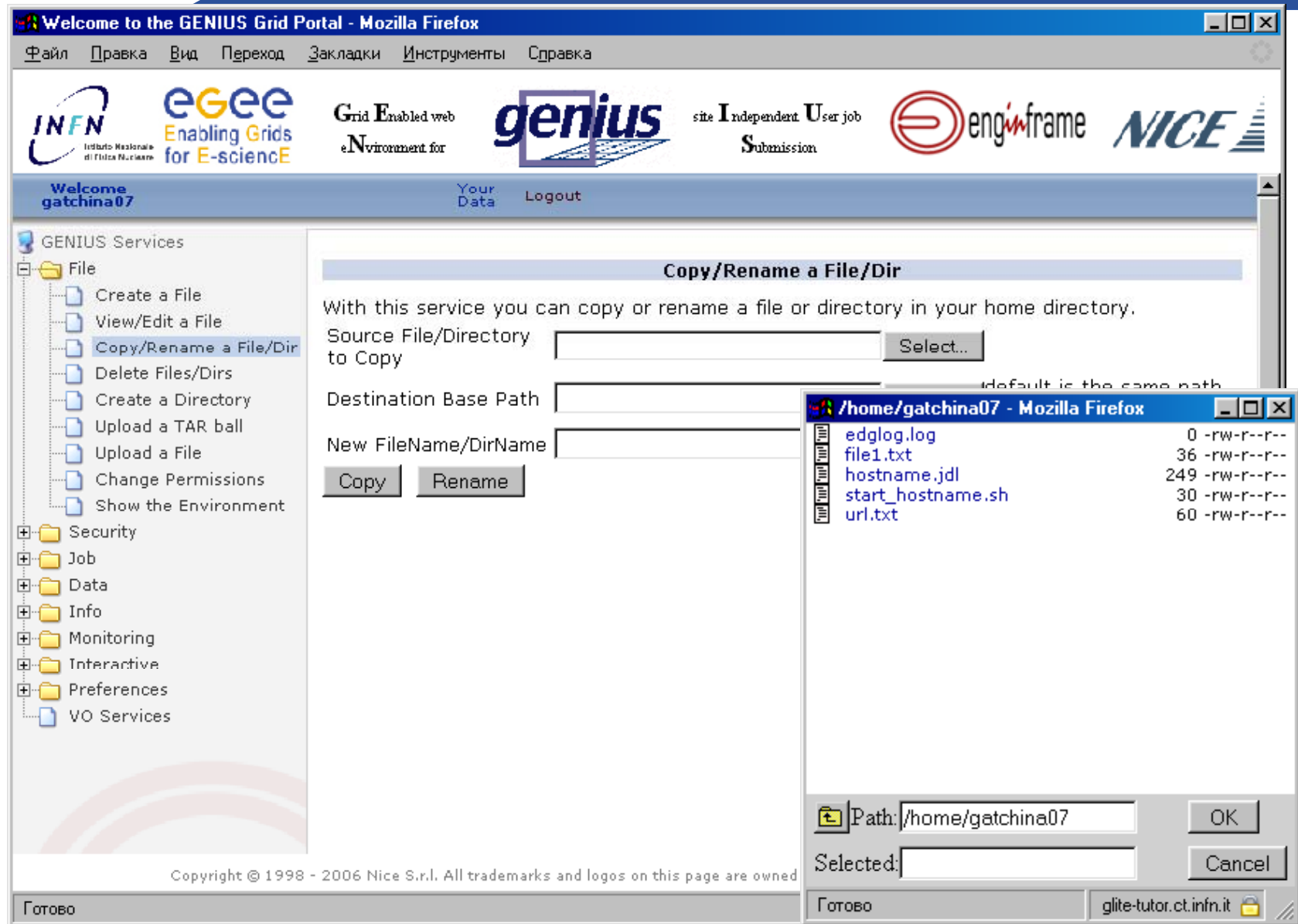
The screenshot shows a Mozilla Firefox browser window titled "Welcome to the GENIUS Grid Portal". The page header includes logos for INFN, eGEE (Enabling Grids for E-science), Grid Enabled web Environment for genius, site Independent User job Submission, enginframe, and NICE. Below the header, there is a navigation bar with "Welcome gatchina07", "Your Data", and "Logout".

The main content area is divided into two sections:

- GENIUS Services:** A sidebar menu with a tree view containing:
  - File
    - Create a File
    - View/Edit a File
    - Copy/Rename a File/Dir
    - Delete Files/Dirs
    - Create a Directory
    - Upload a TAR ball
    - Upload a File
    - Change Permissions
    - Show the Environment
  - Security
  - Job
  - Data
  - Info
  - Monitoring
  - Interactive
  - Preferences
  - VO Services
- View a File:** The main content area displays the file path `/home/gatchina07/hostname.jdl`. The file content is as follows:
 

```
----- BEGIN FILE -----
Type = "Job";
JobType = "Normal";
Executable = "/bin/sh";
StdOutput = "hostname.out";
StdError = "hostname.err";
InputSandbox = {"start_hostname.sh"};
OutputSandbox = {"hostname.err", "hostname.out"};
RetryCount = 7;
Arguments = "start_hostname.sh";
----- END FILE -----
```

The footer of the page contains the copyright notice: "Copyright © 1998 - 2006 Nice S.r.l. All trademarks and logos on this page are owned by NICE s.r.l. or by their respective owners." The browser status bar shows "Готово" and the URL "glite-tutor.ct.infn.it".

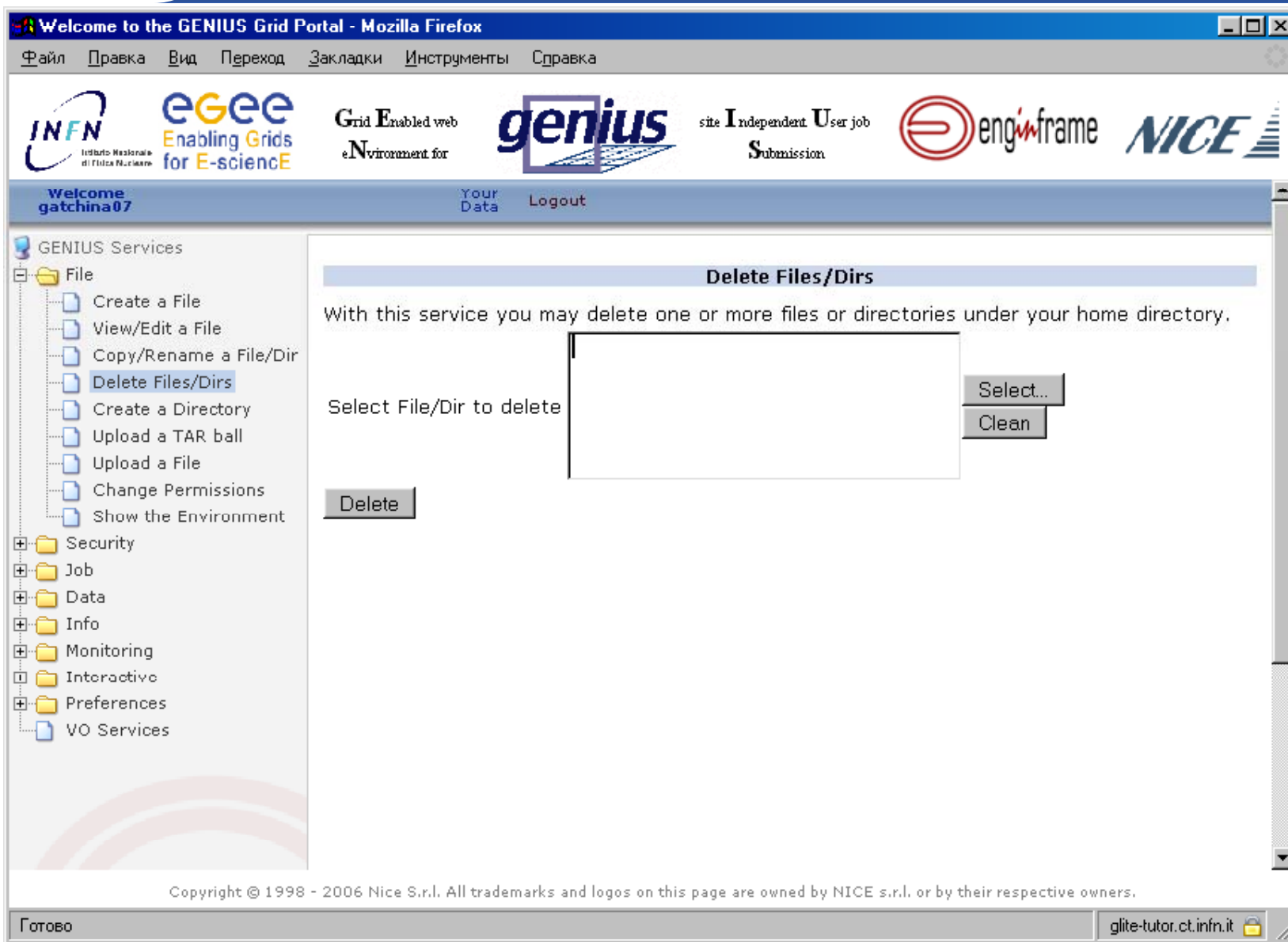


The screenshot shows the GENIUS Grid Portal interface in Mozilla Firefox. The main content area displays the 'Copy/Rename a File/Dir' service, which allows users to copy or rename files in their home directory. The interface includes a sidebar with 'GENIUS Services' and a main panel with input fields for 'Source File/Directory to Copy', 'Destination Base Path', and 'New FileName/DirName'. Below these fields are 'Copy' and 'Rename' buttons.

An open file selection dialog is shown in the foreground, displaying the contents of the home directory for user 'gatchina07'. The dialog shows a list of files with their permissions and sizes:





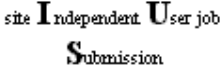


File Name	Permissions	Size
edglog.log	0 -rw-r--r--	
file1.txt	36 -rw-r--r--	
hostname.jdl	249 -rw-r--r--	
start_hostname.sh	30 -rw-r--r--	
url.txt	60 -rw-r--r--	

The dialog also shows the current path as '/home/gatchina07' and includes 'OK' and 'Cancel' buttons.



Welcome to the GENIUS Grid Portal - Mozilla Firefox

Файл Правка Вид Переход Закладки Инструменты Справка

Welcome gatchina07      Your Data      Logout

**GENIUS Services**

- File
  - Create a File
  - View/Edit a File
  - Copy/Rename a File/Dir
  - Delete Files/Dirs**
  - Create a Directory
  - Upload a TAR ball
  - Upload a File
  - Change Permissions
  - Show the Environment
- Security
- Job
- Data
- Info
- Monitoring
- Interactive
- Preferences
- VO Services

**Delete Files/Dirs**

With this service you may delete one or more files or directories under your home directory.

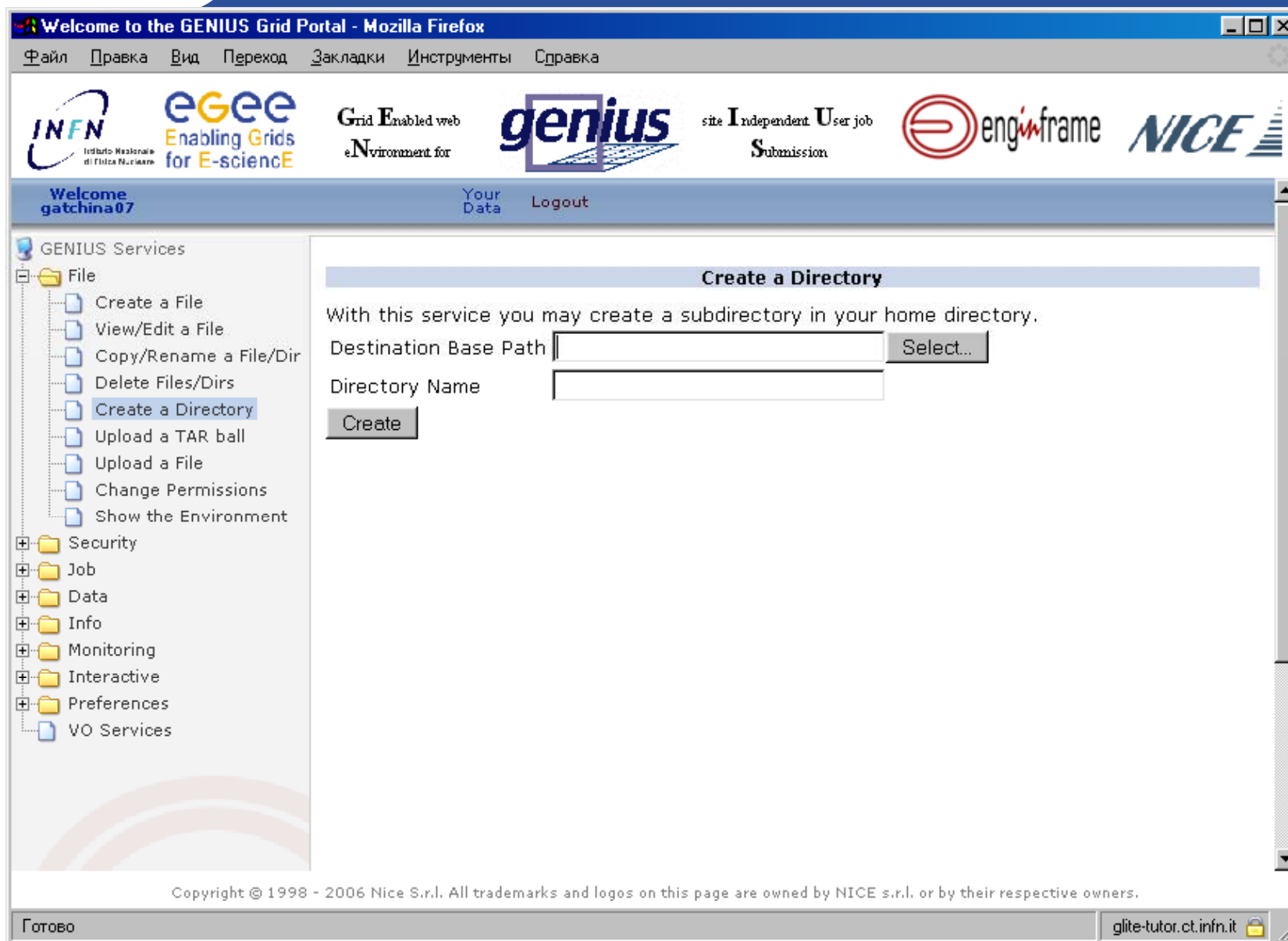
Select File/Dir to delete

Select...  
Clean

Delete






Copyright © 1998 - 2006 Nice S.r.l. All trademarks and logos on this page are owned by NICE s.r.l. or by their respective owners.

Готово      glite-tutor.ct.infn.it



Welcome to the GENIUS Grid Portal - Mozilla Firefox

Файл Правка Вид Переход Закладки Инструменты Справка

Welcome gatchina07 [Your Data](#) [Logout](#)

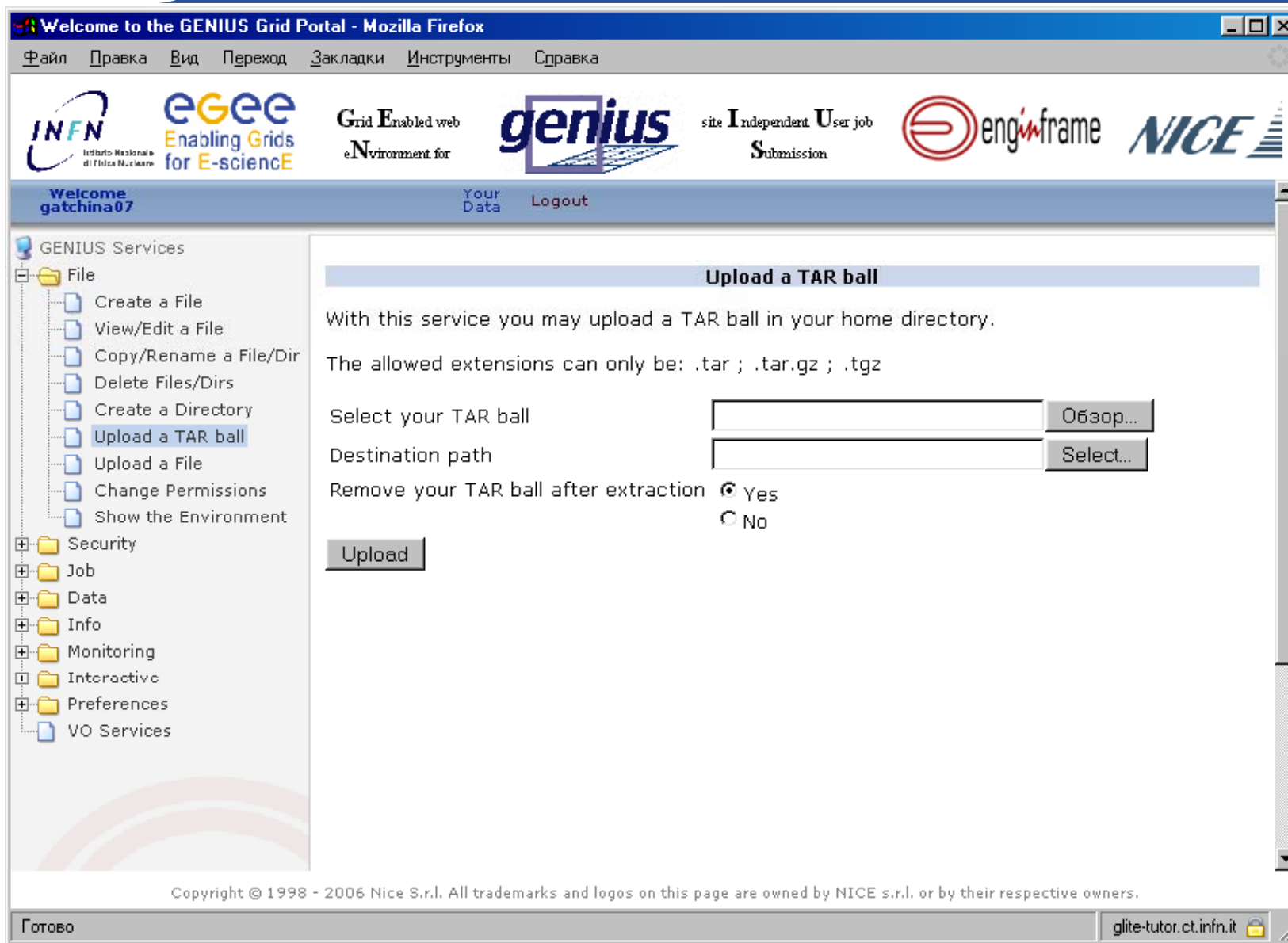
### Create a Directory

With this service you may create a subdirectory in your home directory.

Destination Base Path






Directory Name

Copyright © 1998 - 2006 Nice S.r.l. All trademarks and logos on this page are owned by NICE s.r.l. or by their respective owners.



Welcome to the GENIUS Grid Portal - Mozilla Firefox

Файл Правка Вид Переход Закладки Инструменты Справка

Welcome **gatchina07** Your Data Logout

GENIUS Services

- File
  - Create a File
  - View/Edit a File
  - Copy/Rename a File/Dir
  - Delete Files/Dirs
  - Create a Directory
  - Upload a TAR ball**
  - Upload a File
  - Change Permissions
  - Show the Environment
- Security
- Job
- Data
- Info
- Monitoring
- Interactive
- Preferences
- VO Services

### Upload a TAR ball

With this service you may upload a TAR ball in your home directory.

The allowed extensions can only be: .tar ; .tar.gz ; .tgz

Select your TAR ball  Обзор...

Destination path  Select...

Remove your TAR ball after extraction  Yes  
 No

Copyright © 1998 - 2006 Nice S.r.l. All trademarks and logos on this page are owned by NICE s.r.l. or by their respective owners.

Готово glite-tutor.ct.infn.it



**Welcome to the GENIUS Grid Portal - Mozilla Firefox**

Файл Правка Вид Переход Закладки Инструменты Справка

Welcome gatchina07      Your Data      Logout

**GENIUS Services**

- File
  - Create a File
  - View/Edit a File
  - Copy/Rename a File/Dir
  - Delete Files/Dirs
  - Create a Directory
  - Upload a TAR ball
  - Upload a File**
  - Change Permissions
  - Show the Environment

**Upload a File**

With this service you may upload a generic file in your home directory.

Select your file  Обзор...

Destination path  Select...

**Загрузка файла**

Папка: GILDA2

19_10_2006.doc	jdk-1.ppt
GeniusServiceCreation.ppt	mmcs_cer000001
Gilda_PNPI.ppt	PRACTICAL_gLite3_data.ppt
gLiteDMS_madrid.ppt	RedRIS-Genius.ppt
gLiteLFC.ppt	RedRIS-GeniusHO.ppt
IntroGeniusGridPortal.ppt	

Имя файла:

Тип файлов: Все файлы

**/home/gatchina07 - Mozilla Firefox**

edglog.log	0
file1.txt	36
hostname.jdl	249
start_hostname.sh	30
url.txt	60

Path: /home/gatchina07

Selected:

Готово  glite-tutor.ct.infn.it

Welcome to the GENIUS Grid Portal - Mozilla Firefox

Файл Правка Вид Переход Закладки Инструменты Справка

Welcome gatchina07 Your Data Logout

GENIUS Services

- File
  - Create a File
  - View/Edit a File
  - Copy/Rename a File/Dir
  - Delete Files/Dirs
  - Create a Directory
  - Upload a TAR ball
  - Upload a File
  - Change Permissions**
  - Show the Environment
- Security
- Job
- Data
- Info
- Monitoring
- Interactive
- Preferences
- VO Services

**Change Permissions**

With this service you can change user permissions to a generic file in your home directory.

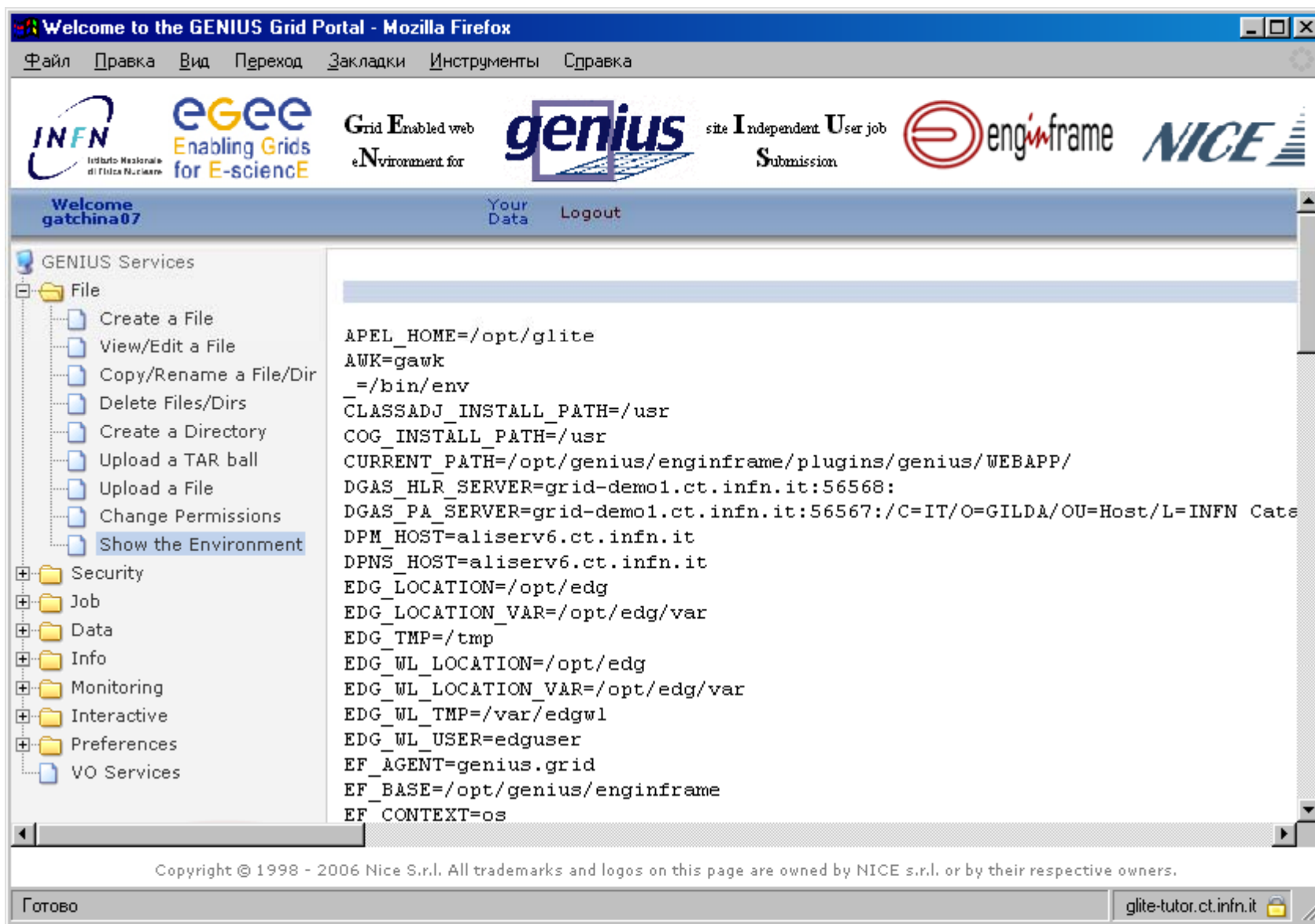
Select a file

User	Group	Others
<input checked="" type="checkbox"/> Read	<input type="checkbox"/> Read	<input type="checkbox"/> Read
<input checked="" type="checkbox"/> Write	<input type="checkbox"/> Write	<input type="checkbox"/> Write
<input type="checkbox"/> Exec	<input type="checkbox"/> Exec	<input type="checkbox"/> Exec

Copyright © 1998 - 2006 Nice S.r.l. All trademarks and logos on this page are the property of their respective owners.






Готово glite-tutor.ct.infn.it

**Изменение прав доступа к файлу**



Welcome to the GENIUS Grid Portal - Mozilla Firefox

Файл Правка Вид Переход Закладки Инструменты Справка

Welcome **gatchina07** [Your Data](#) [Logout](#)

GENIUS Services

- File
  - Create a File
  - View/Edit a File
  - Copy/Rename a File/Dir
  - Delete Files/Dirs
  - Create a Directory
  - Upload a TAR ball
  - Upload a File
  - Change Permissions
  - Show the Environment
- Security
- Job
- Data
- Info
- Monitoring
- Interactive
- Preferences
- VO Services

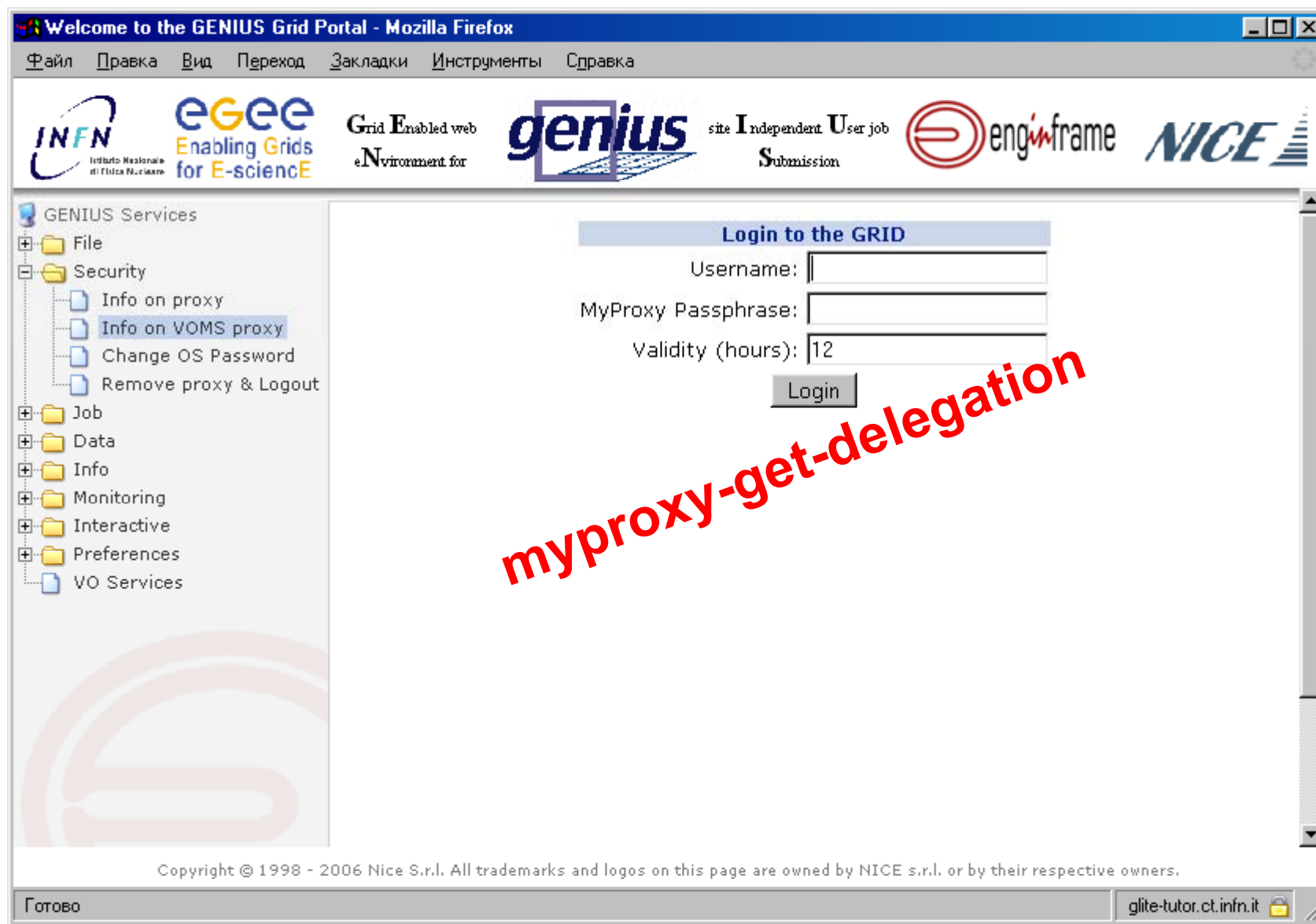
```

APEL_HOME=/opt/glite
AWK=gawk
_=/bin/env
CLASSADJ_INSTALL_PATH=/usr
COG_INSTALL_PATH=/usr
CURRENT_PATH=/opt/genius/enginframe/plugins/genius/WEBAPP/
DGAS_HLR_SERVER=grid-demo1.ct.infn.it:56568:
DGAS_PA_SERVER=grid-demo1.ct.infn.it:56567:/C=IT/O=GILDA/OU=Host/L=INFN Cate
DPM_HOST=aliserv6.ct.infn.it
DPNS_HOST=aliserv6.ct.infn.it
EDG_LOCATION=/opt/edg
EDG_LOCATION_VAR=/opt/edg/var
EDG_TMP=/tmp
EDG_WL_LOCATION=/opt/edg
EDG_WL_LOCATION_VAR=/opt/edg/var
EDG_WL_TMP=/var/edgw1
EDG_WL_USER=edguser
EF_AGENT=genius.grid
EF_BASE=/opt/genius/enginframe
EF_CONTEXT=os
    
```

Copyright © 1998 - 2006 Nice S.r.l. All trademarks and logos on this page are owned by NICE s.r.l. or by their respective owners.






Готово glite-tutor.ct.infn.it

- Работа с файлами
- **Запуск задач**
- Мониторинг
- Работа с данными



Welcome to the GENIUS Grid Portal - Mozilla Firefox

Файл Правка Вид Переход Закладки Инструменты Справка

Grid Enabled web Environment for site Independent User job Submission

GENIUS Services

- File
- Security
  - Info on proxy
  - Info on VOMS proxy
  - Change OS Password
  - Remove proxy & Logout
- Job
- Data
- Info
- Monitoring
- Interactive
- Preferences
- VO Services

**Login to the GRID**

Username:

MyProxy Passphrase:

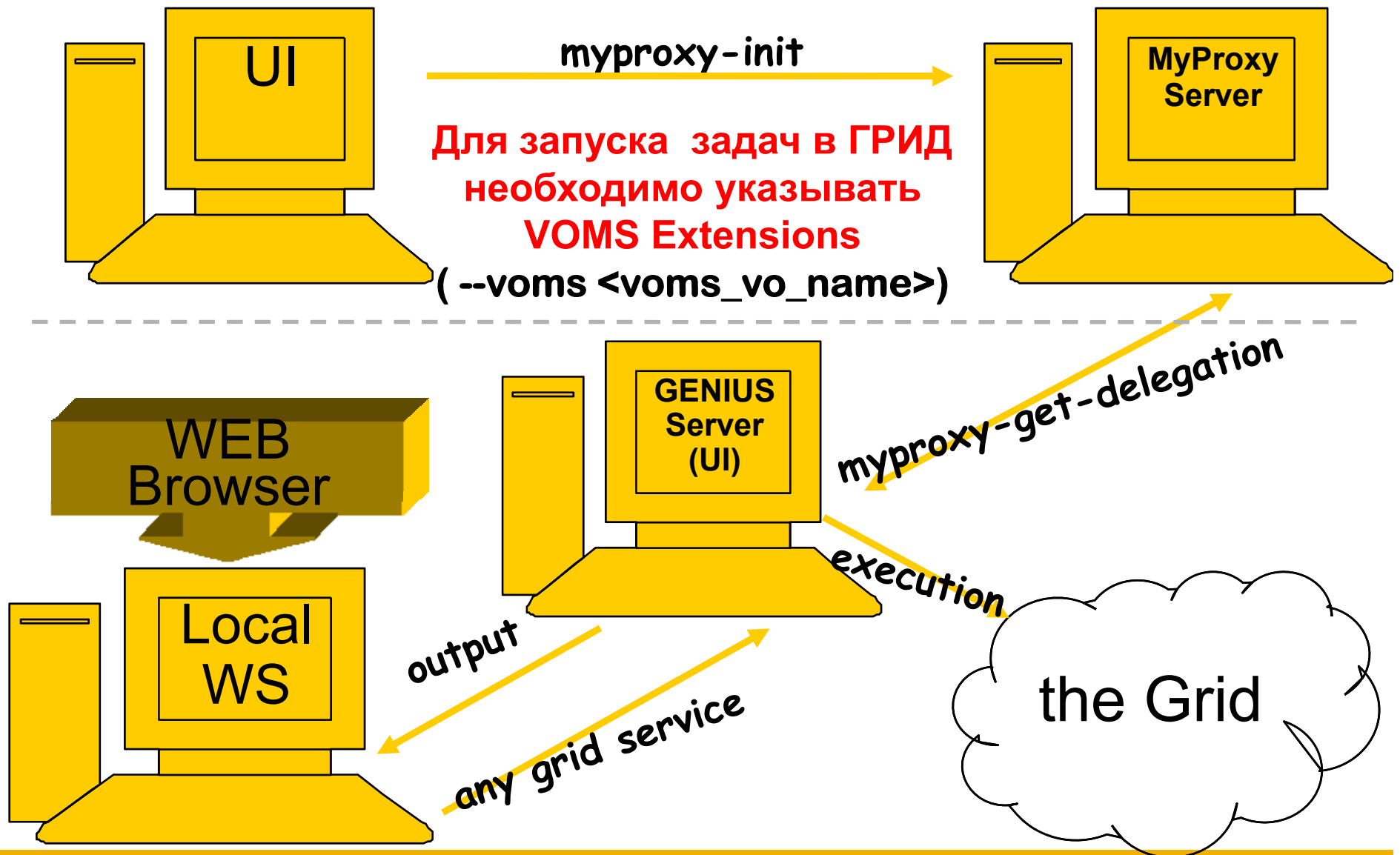
Validity (hours):

Login

**myproxy-get-delegation**






Copyright © 1998 - 2006 Nice S.r.l. All trademarks and logos on this page are owned by NICE s.r.l. or by their respective owners.

Готово glite-tutor.ct.infn.it



Welcome to the GENIUS Grid Portal - Mozilla Firefox

Файл Правка Вид Переход Закладки Инструменты Справка

Welcome gatchina07    Resource Broker: gilda    Virtual Organization: gilda    LFC Host: lfc-gilda.ct.infn.it    Your Data    Logout

GENIUS Services

- File
- Security
  - Info on proxy
  - Info on VOMS proxy**
  - Change OS Password
  - Remove proxy & Logout
- Job
- Data
- Info
- Monitoring
- Interactive
- Preferences
- VO Services

**Info on VOMS proxy**

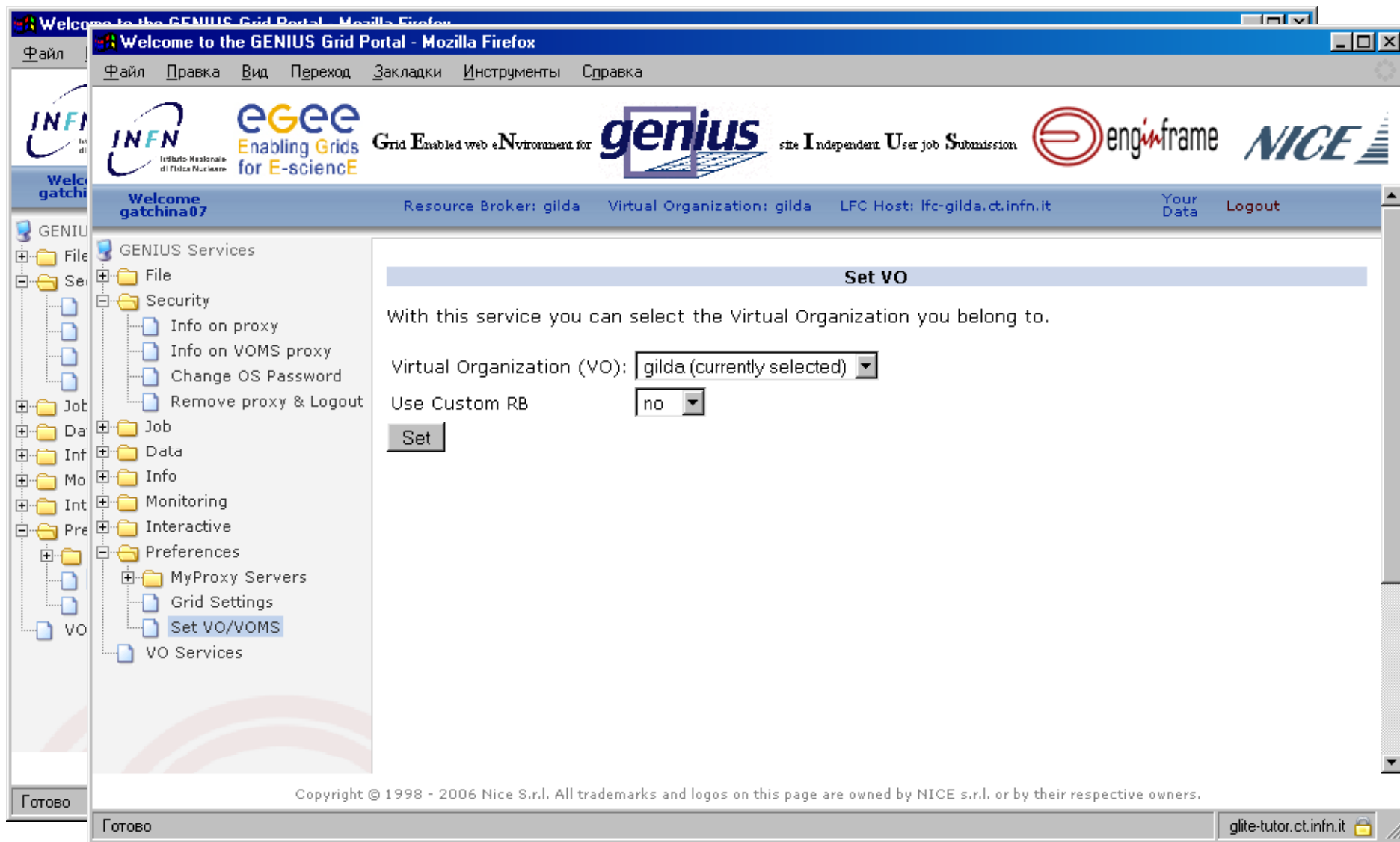
```

subject   : /C=IT/O=GILDA/L=GATCHINA/CN=GATCHINA07/Email=oleshko@pnpi.nw.ru/CN=proxy/CN=proxy/CN=pr
issuer    : /C=IT/O=GILDA/L=GATCHINA/CN=GATCHINA07/Email=oleshko@pnpi.nw.ru/CN=proxy/CN=proxy
identity  : /C=IT/O=GILDA/L=GATCHINA/CN=GATCHINA07/Email=oleshko@pnpi.nw.ru/CN=proxy/CN=proxy
type      : unknown
strength  : 512 bits
path      : /tmp/x509up_u5171
timeleft  : 11:59:56
=== VO gilda extension information ===
VO        : gilda
subject   : /C=IT/O=GILDA/L=GATCHINA/CN=GATCHINA07/Email=oleshko@pnpi.nw.ru
issuer    : /C=IT/O=GILDA/OU=Host/L=INFN Catania/CN=voms.ct.infn.it/Email=emidio.giorgio@ct.infn.it
attribute : /gilda/Role=NULL/Capability=NULL
timeleft  : 9:22:24
  
```

**“Прозрачная” поддержка VOMS**

Copyright © 1998 - 2006 Nice S.r.l. All trademarks and logos on this page are owned by NICE s.r.l. or by their respective owners.

Готово    glite-tutor.ct.infn.it



Welcome to the GENIUS Grid Portal - Mozilla Firefox  
 Welcome to the GENIUS Grid Portal - Mozilla Firefox  
 Файл Правка Вид Переход Закладки Инструменты Справка

INFN Istituto Nazionale di Fisica Nucleare  
 eGEE Enabling Grids for E-science  
 Grid Enabled web eNvironment for genius site Independent User job Submission  
 enginframe NICE

Welcome gatchina07 Resource Broker: gilda Virtual Organization: gilda LFC Host: lfc-gilda.ct.infn.it Your Data Logout

**Set VO**  
 With this service you can select the Virtual Organization you belong to.  
 Virtual Organization (VO):   
 Use Custom RB

Copyright © 1998 - 2006 Nice S.r.l. All trademarks and logos on this page are owned by NICE s.r.l. or by their respective owners.  
 glite-tutor.ct.infn.it



**Job Submission**

Please, select a JDL file to submit. You may also choose a Resource Broker to connect to.

JDL File

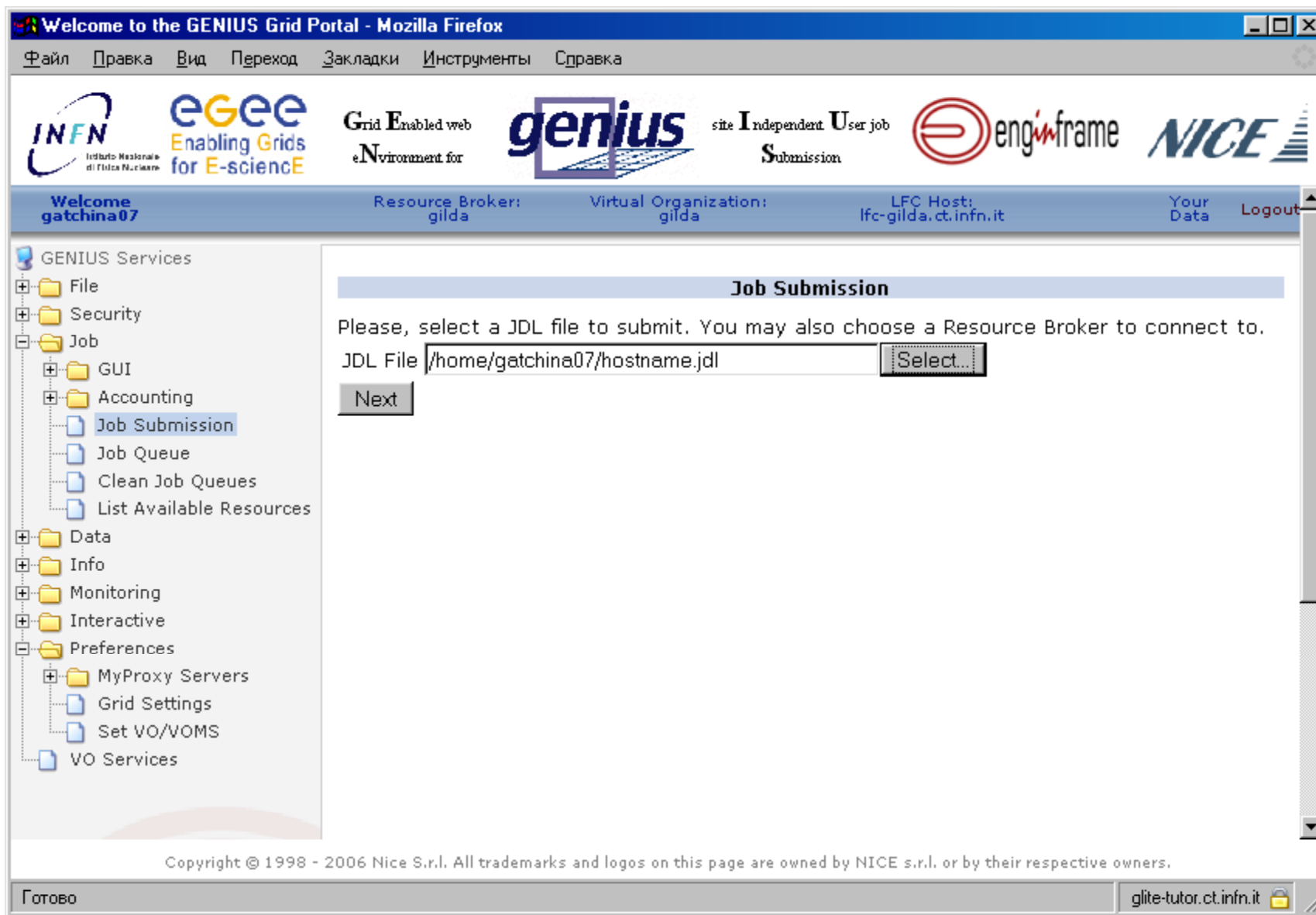
**Параметры показаны на горизонтальной панели, которая появляется после успешного входа**

Resource Broker: gilda Virtual Organization: gilda LFC Host: lfc-gilda.ct.infn.it

Path: /home/gatchina07 OK






Selected:  Cancel

Готово glite-tutor.ct.infn.it



Welcome to the GENIUS Grid Portal - Mozilla Firefox

Файл Правка Вид Переход Закладки Инструменты Справка

Welcome **gatchina07**    Resource Broker: **gilda**    Virtual Organization: **gilda**    LFC Host: **lfc-gilda.ct.infn.it**    Your Data    Logout

**GENIUS Services**

- File
- Security
- Job
  - GUI
  - Accounting
  - Job Submission**
  - Job Queue
  - Clean Job Queues
  - List Available Resources
- Data
- Info
- Monitoring
- Interactive
- Preferences
  - MyProxy Servers
  - Grid Settings
  - Set VO/VOMS
  - VO Services


**Job Submission**

Please, select a JDL file to submit. You may also choose a Resource Broker to connect to.

JDL File

Copyright © 1998 - 2006 Nice S.r.l. All trademarks and logos on this page are owned by NICE s.r.l. or by their respective owners.

Готово glite-tutor.ct.infn.it



Welcome to the GENIUS Portal - Mozilla







Grid Enabled web eNvironment for **genius** site Independent User job Submission

Welcome **falzone** Resource Broker: gilda\_glite Virtual Organization: gilda Catalog Type: fireman Catalog I/O: cnaf Your Data Logout

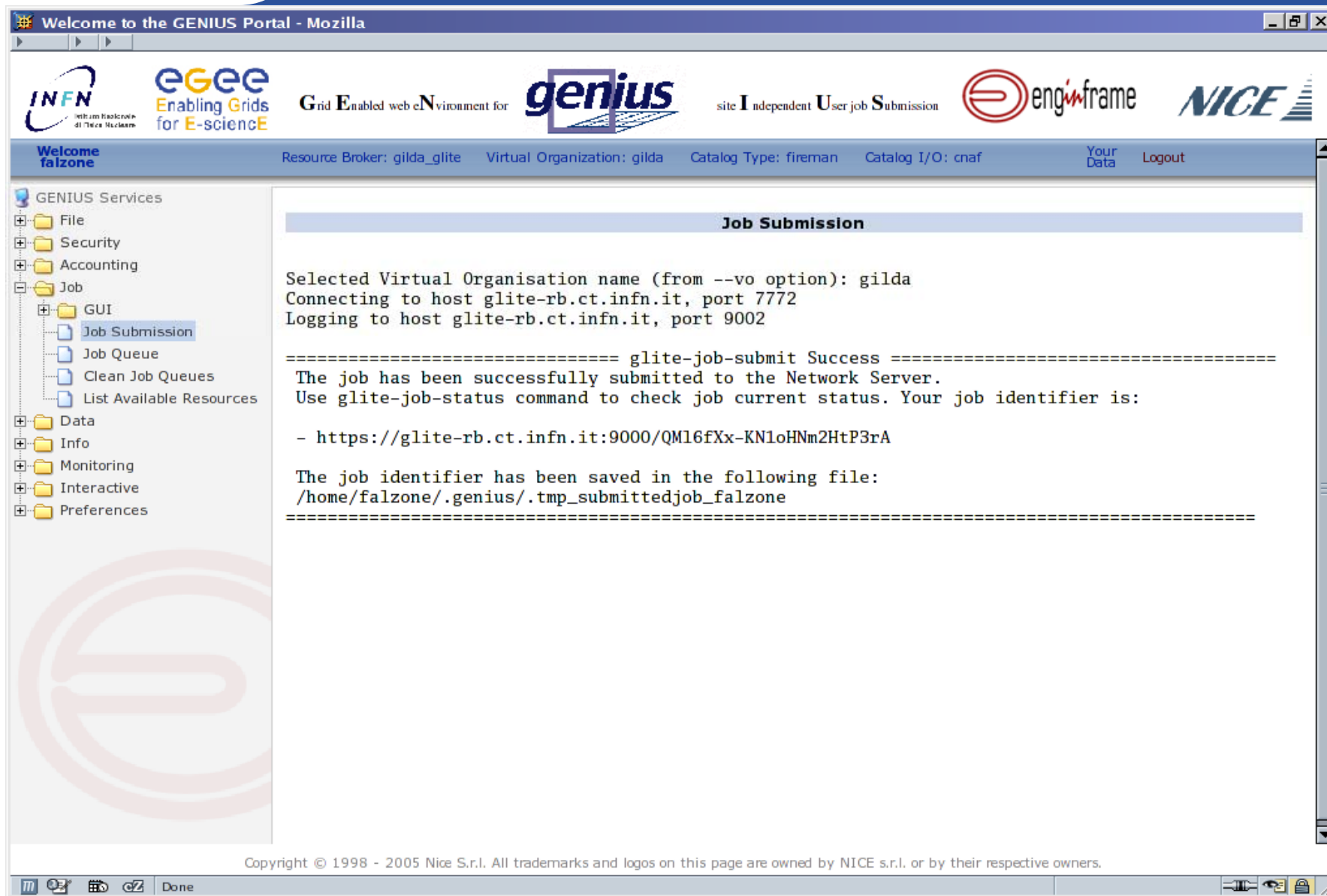
**Job Submission**

The Selected JDL File is: **/home/falzone/gLite/Other/mpi-glite.jdl**

Now you may also choose a specific Computing Element for your job.

Specify the CE Resource

Copyright © 1998 - 2005 Nice S.r.l. All trademarks and logos on this page are owned by NICE s.r.l. or by their respective owners.



**Welcome to the GENIUS Portal - Mozilla**  
 INFN **eGEE** Enabling Grids for E-scienceE  
 Grid Enabled web eNvironment for **genius** site Independent User job Submission **enginframe** **NICE**

**Welcome falzone** Resource Broker: gilda\_glite Virtual Organization: gilda Catalog Type: fireman Catalog I/O: cnaf Your Data Logout

**GENIUS Services**  
 File  
 Security  
 Accounting  
 Job  
   GUI  
     **Job Submission**  
     Job Queue  
     Clean Job Queues  
     List Available Resources  
 Data  
 Info  
 Monitoring  
 Interactive  
 Preferences

**Job Submission**

```

Selected Virtual Organisation name (from --vo option): gilda
Connecting to host glite-rb.ct.infn.it, port 7772
Logging to host glite-rb.ct.infn.it, port 9002

===== glite-job-submit Success =====
The job has been successfully submitted to the Network Server.
Use glite-job-status command to check job current status. Your job identifier is:

- https://glite-rb.ct.infn.it:9000/QM16fXx-KN1oHNm2HtP3rA

The job identifier has been saved in the following file:
/home/falzone/.genius/.tmp_submittedjob_falzone
=====
  
```

Copyright © 1998 - 2005 Nice S.r.l. All trademarks and logos on this page are owned by NICE s.r.l. or by their respective owners.

Welcome to the GENIUS Portal - Mozilla

Grid Enabled web Environment for site Independent User job Submission

Welcome faizone Resource Broker: gilda\_glite Virtual Organization: gilda Catalog Type: fireman Catalog I/O: cnaf Your Data Logout

GENIUS Services

- File
- Security
- Accounting
- Job
  - GUI
  - Job Submission
  - Job Queue
  - Clean Job Queues
  - List Available Resources
- Data
- Info
- Monitoring
- Interactive
- Preferences

### Job Queue

#	Globus Job ID	Last Update Time	Status	Destination	Exit Code
33	<a href="#">8rx1w7Kw4bO1ZMXHgFChHw</a>	2006 Jan 8 14:50	Ready	glite-ce.ct.infn.it:2119/blah-pbs-short	
32	<a href="#">BFpXqz8-Qk6GI52UO8Q8cq</a>	2006 Jan 8 14:48	Ready	egee008.cnaf.infn.it:2119/blah-pbs-infinite	
31	<a href="#">ug271XmY1vGWyadRJ-6vqg</a>	2006 Jan 8 14:48	Ready	egee008.cnaf.infn.it:2119/blah-pbs-short	
30	<a href="#">QMI6fXx-KN1oHNm2HtP3rA</a>	2006 Jan 8 14:45	Ready	egee008.cnaf.infn.it:2119/blah-pbs-infinite	
29	<a href="#">IvKearNjTjYjhTfjaaeaAA</a>	2006 Jan 2 16:43	Done	egee008.cnaf.infn.it:2119/blah-pbs-long	0
24	<a href="#">nNW0pQgp_vTNVaTGcAU8rQ</a>	2005 Dec 28 20:15	Done	glite-ce.ct.infn.it:2119/blah-pbs-long	0
22	<a href="#">XpUvqJo6wKba0upDX9V-8g</a>	2005 Dec 28 19:59	Done	glite-ce.ct.infn.it:2119/blah-pbs-short	0
21	<a href="#">MIZ-y3MIPkNLfxBcivit5A</a>	2005 Dec 28 19:59	Done	ixcde01.pd.infn.it:2119/blah-pbs-infinite	0
20	<a href="#">XuxWQMDawn3NRI3W_yLp9g</a>	2005 Dec 28 18:11	Done	glite-ce.ct.infn.it:2119/blah-pbs-short	0
17	<a href="#">eciQWny4UoPbTZmgRhfxjA</a>	2005 Dec 28 16:52	Done	gilda-ce-01.pd.infn.it:2119/jobmanager-lcgpbs-short	0
16	<a href="#">rvZJgqldmlEBWC-4jgv1tg</a>	2005 Dec 28 15:08	Done	glite-ce.ct.infn.it:2119/blah-pbs-short	0
3	<a href="#">LXplqV3AlcoQssrUWpTofA</a>	2005 Dec 27 23:12	Done	grid004.iucc.ac.il:2119/jobmanager-lcgpbs-long	0
2	<a href="#">X4PZT3vFMk_EOaHF0bq7zw</a>	2005 Dec 27 23:12	Done	grid004.iucc.ac.il:2119/jobmanager-lcgpbs-infinite	0
1	<a href="#">oKUA3k-0_CIEyTpiXBtYyA</a>	2005 Dec 27 23:11	Done	grid004.iucc.ac.il:2119/jobmanager-lcgpbs-infinite	0

Copyright © 1998 - 2005 Nice S.r.l. All trademarks and logos on this page are owned by NICE s.r.l. or by their respective owners.

Welcome to the GENIUS Portal - Mozilla

Grid Enabled web Environment for **genius** site Independent User job Submission

Welcome faizone Resource Broker: gilda\_glite Virtual Organization: gilda Catalog Type: fireman Catalog I/O: cnaf Your Data Logout

GENIUS Services

- File
- Security
- Accounting
- Job
  - GUI
  - Job Submission
  - Job Queue
  - Clean Job Queues
  - List Available Resources
- Data
- Info
- Monitoring
- Interactive
- Preferences

Job Queue					
#	Globus Job ID	Last Update Time	Status	Destination	Exit Code
33	<a href="#">8rx1w7Kw4bO1ZMXHgFChHw</a>	2006 Jan 8 14:50	Ready	glite-ce.ct.infn.it:2119/blah-pbs-short	
32	<a href="#">BFpXqz8-Qk6GI52UO8Q8cq</a>	2006 Jan 8 14:48	Ready	egee008.cnaf.infn.it:2119/blah-pbs-infinite	
31	<a href="#">ug271XmY1vGWyadRJ-6vqg</a>	2006 Jan 8 14:48	Ready	egee008.cnaf.infn.it:2119/blah-pbs-short	
30	<a href="#">QMI6fXx-KN1oHNm2HtP3rA</a>	2006 Jan 8 14:45	Done	egee008.cnaf.infn.it:2119/blah-pbs-infinite	0
29	<a href="#">IvKeaRNJtYjhtfjaaeaAA</a>	2006 Jan 2 16:43	Done	egee008.cnaf.infn.it:2119/blah-pbs-long	0
24	<a href="#">nNW0pQgp_vTNVaTGcAU8rQ</a>	2005 Dec 28 20:15	Done	glite-ce.ct.infn.it:2119/blah-pbs-long	0
					0
					0
					0
					0
					0
					0
					0
					0
					0
2	<a href="#">X4PZT3vFMk_EOaHF0bg7zw</a>	2005 Dec 27 23:12	Done	grid004.iucc.ac.il:2119/jobmanager-lcgpbs-infinite	0
1	<a href="#">oKUA3k-0_CIEvTpiXBtYyA</a>	2005 Dec 27 23:11	Done	grid004.iucc.ac.il:2119/jobmanager-lcgpbs-infinite	0

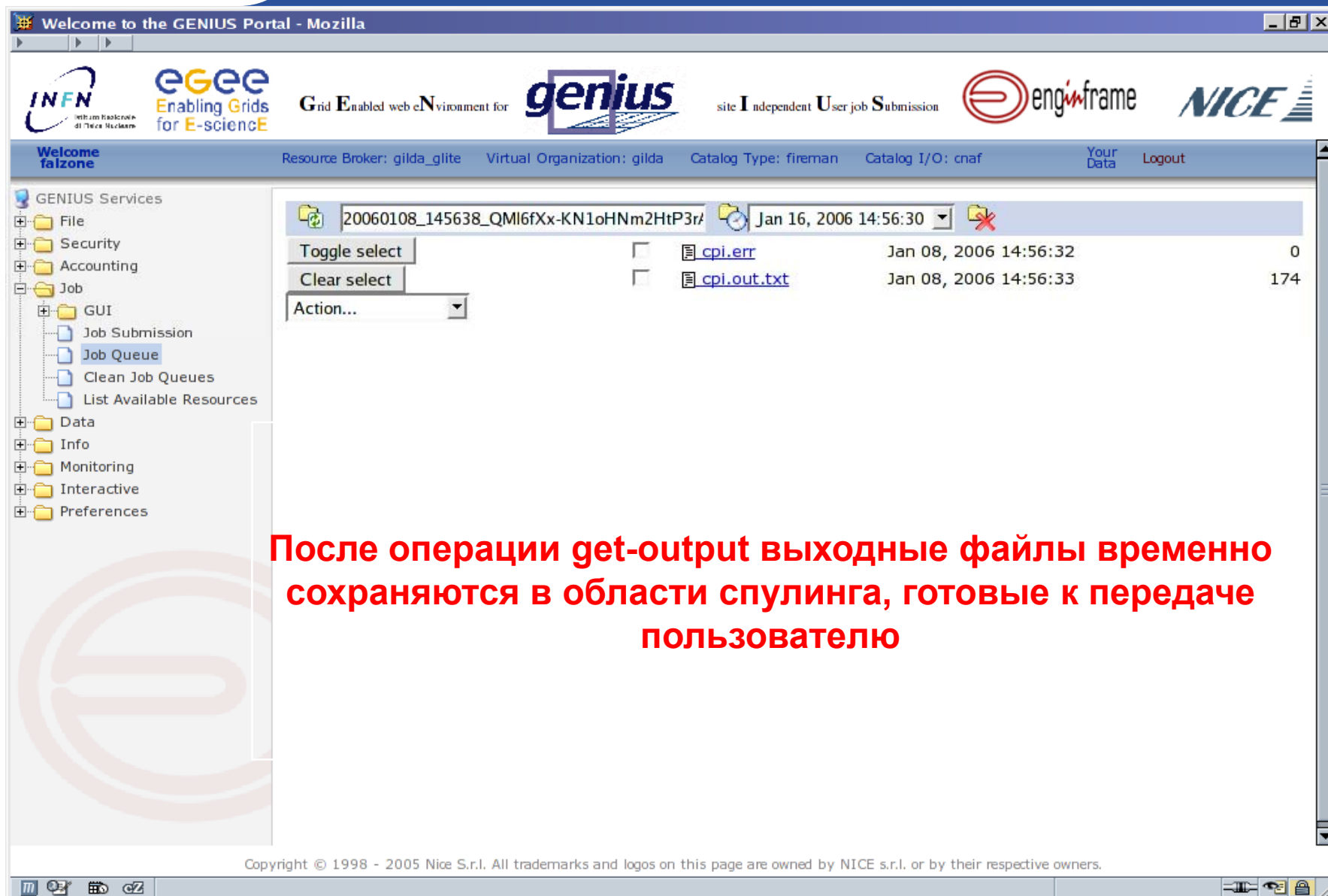
https://nbaitna.ct.infn.it

Do you really want to get output of job https://glite-rb.ct.infn.it:9000/QMI6fXx-KN1oHNm2HtP3rA?

OK Cancel

**Дополнительное подтверждение!**

Copyright © 1998 - 2005 Nice S.r.l. All trademarks and logos on this page are owned by NICE s.r.l. or by their respective owners.



Welcome to the GENIUS Portal - Mozilla  
 INFN **eGEE** Enabling Grids for E-science  
 Grid Enabled web Environment for **genius** site Independent User job Submission  
 enginframe NICE  
 Welcome faizone Resource Broker: gilda\_glite Virtual Organization: gilda Catalog Type: fireman Catalog I/O: cnaf Your Data Logout

**GENIUS Services**  
 File  
 Security  
 Accounting  
 Job  
   GUI  
     Job Submission  
     **Job Queue**  
     Clean Job Queues  
     List Available Resources  
 Data  
 Info  
 Monitoring  
 Interactive  
 Preferences

20060108\_145638\_QMI6fXx-KN1oHNm2HtP3r/ Jan 16, 2006 14:56:30  
 Toggle select  
 Clear select  
 Action...

<input type="checkbox"/>	<a href="#">cpi.err</a>	Jan 08, 2006 14:56:32	0
<input type="checkbox"/>	<a href="#">cpi.out.txt</a>	Jan 08, 2006 14:56:33	174

Copyright © 1998 - 2005 Nice S.r.l. All trademarks and logos on this page are owned by NICE s.r.l. or by their respective owners.

**После операции get-output выходные файлы временно сохраняются в области спулинга, готовые к передаче пользователю**

Copyright © 1998 - 2005 Nice S.r.l. All trademarks and logos on this page are owned by NICE s.r.l. or by their respective owners.

**Передача файлов  
может происходить  
в различных формах!**



Welcome to the GENIUS Portal - Mozilla

Grid Enabled web eNvironment for site Independent User job Submission

Welcome faizone    Resource Broker: gilda\_glite    Virtual Organization: gilda    Catalog Type: fireman    Catalog I/O: catania    Your Data    Logout

GENIUS Services

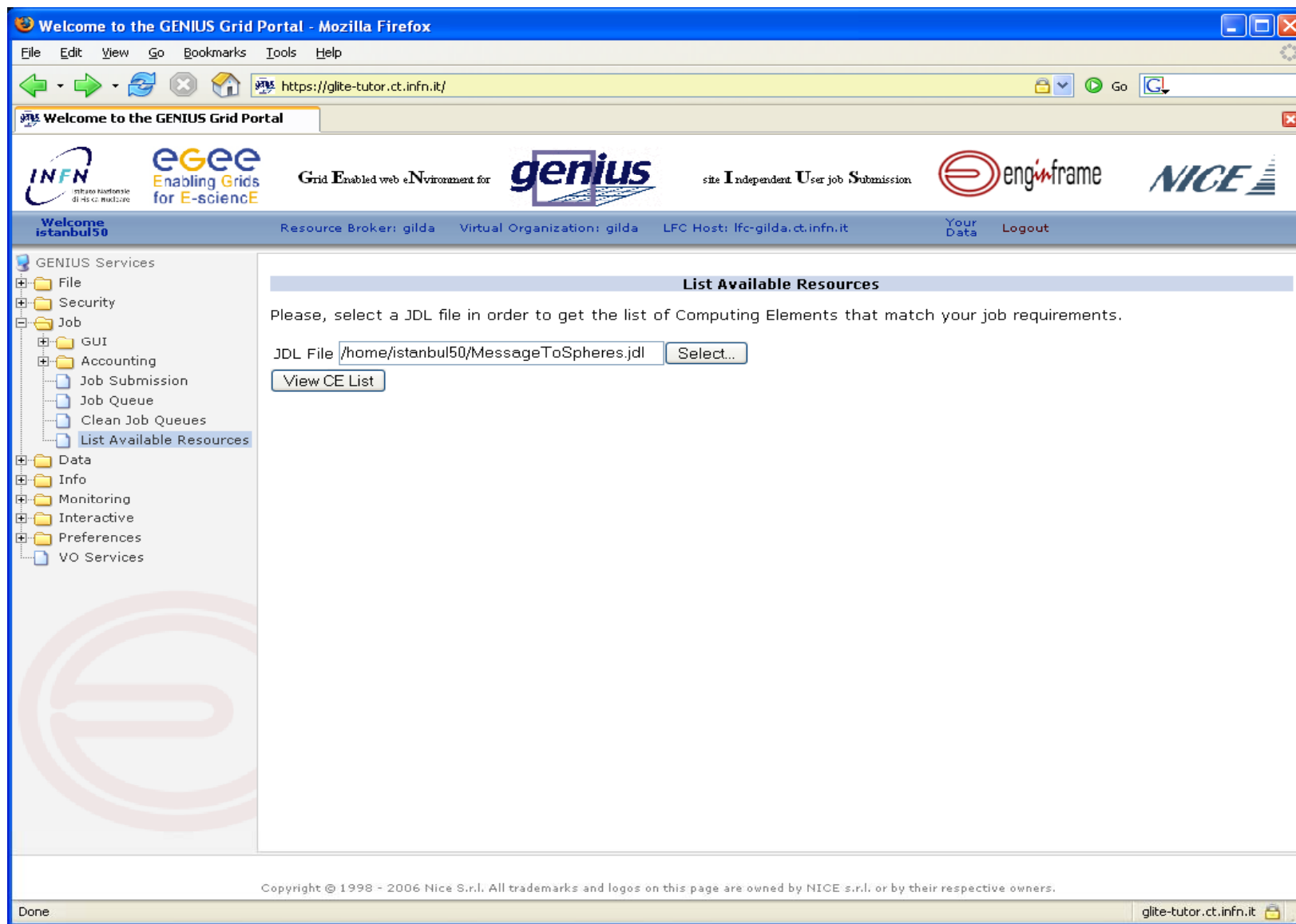
- File
- Security
- Accounting
- Job
  - GUI
    - Job Submission
    - Job Queue
    - Clean Job Queues
    - List Available Resources
- Data
- Info
- Monitoring
- Interactive
- Preferences

20060108\_211105\_fx2vwJlQZv6Jlak89sVMXXv    Jan 09, 2006 21:10:57

<input type="checkbox"/>	<a href="#">ball.out</a>	Jan 08, 2006 21:10:58	0
<input type="checkbox"/>	<a href="#">final_ball.gif</a>	Jan 08, 2006 21:11:00	915033
<input type="checkbox"/>	<a href="#">ball.err.txt</a>	Jan 08, 2006 21:10:59	186804

final\_ball.gif (GIF Image, 320x250 pixels) - Mozilla

Copyright © 1998 - 2005 Nice S.r.l. All trademarks and logos on this page are owned by NICE s.r.l. or by their respective owners.








Welcome to the GENIUS Grid Portal - Mozilla Firefox

File Edit View Go Bookmarks Tools Help

https://glite-tutor.ct.infn.it/

Welcome to the GENIUS Grid Portal

Welcome istanbul50    Resource Broker: gilda    Virtual Organization: gilda    LFC Host: lfc-gilda.ct.infn.it    Your Data    Logout

GENIUS Services

- File
- Security
- Job
  - GUI
  - Accounting
  - Job Submission
  - Job Queue
  - Clean Job Queues
  - List Available Resources
- Data
- Info
- Monitoring
- Interactive
- Preferences
- VO Services

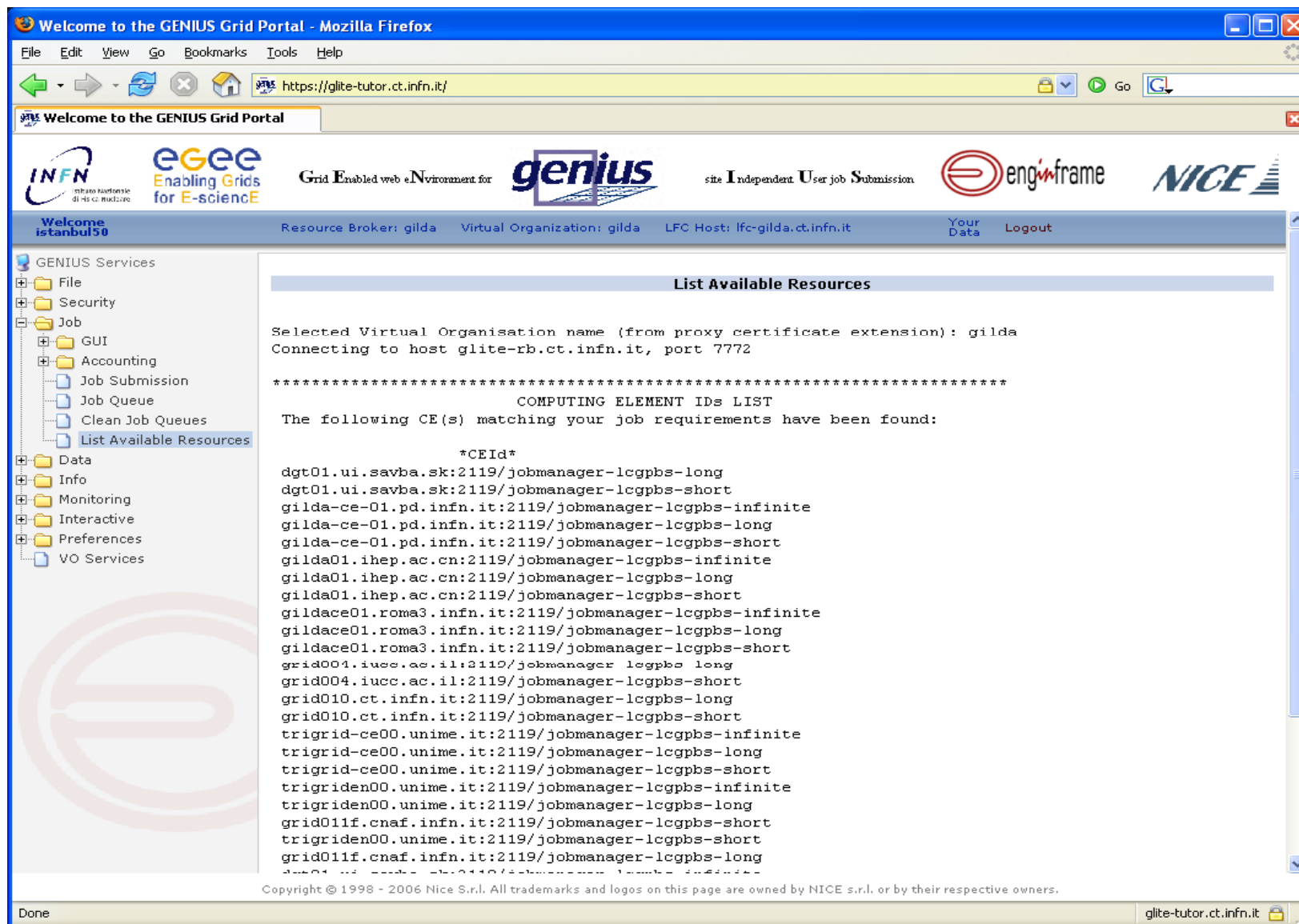
**List Available Resources**

Please, select a JDL file in order to get the list of Computing Elements that match your job requirements.

JDL File

Copyright © 1998 - 2006 Nice S.r.l. All trademarks and logos on this page are owned by NICE s.r.l. or by their respective owners.

Done    glite-tutor.ct.infn.it








Welcome to the GENIUS Grid Portal - Mozilla Firefox

File Edit View Go Bookmarks Tools Help

https://glite-tutor.ct.infn.it/

Welcome to the GENIUS Grid Portal

Welcome istanbul50    Resource Broker: gilda    Virtual Organization: gilda    LFC Host: lfc-gilda.ct.infn.it    Your Data    Logout

GENIUS Services

- File
- Security
- Job
  - GUI
  - Accounting
  - Job Submission
  - Job Queue
  - Clean Job Queues
  - List Available Resources
- Data
- Info
- Monitoring
- Interactive
- Preferences
- VO Services

**List Available Resources**

Selected Virtual Organisation name (from proxy certificate extension): gilda  
Connecting to host glite-rb.ct.infn.it, port 7772

\*\*\*\*\*  
COMPUTING ELEMENT IDs LIST  
The following CE(s) matching your job requirements have been found:

```

*CEId*
dgt01.ui.savba.sk:2119/jobmanager-lcgpbs-long
dgt01.ui.savba.sk:2119/jobmanager-lcgpbs-short
gilda-ce-01.pd.infn.it:2119/jobmanager-lcgpbs-infinite
gilda-ce-01.pd.infn.it:2119/jobmanager-lcgpbs-long
gilda-ce-01.pd.infn.it:2119/jobmanager-lcgpbs-short
gilda01.ihep.ac.cn:2119/jobmanager-lcgpbs-infinite
gilda01.ihep.ac.cn:2119/jobmanager-lcgpbs-long
gilda01.ihep.ac.cn:2119/jobmanager-lcgpbs-short
gildace01.roma3.infn.it:2119/jobmanager-lcgpbs-infinite
gildace01.roma3.infn.it:2119/jobmanager-lcgpbs-long
gildace01.roma3.infn.it:2119/jobmanager-lcgpbs-short
grid004.iucc.ac.il:2119/jobmanager-lcgpbs-long
grid004.iucc.ac.il:2119/jobmanager-lcgpbs-short
grid010.ct.infn.it:2119/jobmanager-lcgpbs-long
grid010.ct.infn.it:2119/jobmanager-lcgpbs-short
trigrd-ce00.unime.it:2119/jobmanager-lcgpbs-infinite
trigrd-ce00.unime.it:2119/jobmanager-lcgpbs-long
trigrd-ce00.unime.it:2119/jobmanager-lcgpbs-short
trigrden00.unime.it:2119/jobmanager-lcgpbs-infinite
trigrden00.unime.it:2119/jobmanager-lcgpbs-long
grid011f.cnaf.infn.it:2119/jobmanager-lcgpbs-short
trigrden00.unime.it:2119/jobmanager-lcgpbs-short
grid011f.cnaf.infn.it:2119/jobmanager-lcgpbs-long

```

Copyright © 1998 - 2006 Nice S.r.l. All trademarks and logos on this page are owned by NICE s.r.l. or by their respective owners.

Done glite-tutor.ct.infn.it



- Работа с файлами
- Запуск задач
- **Мониторинг**
- Работа с данными

INFN - GridICE - Grid Monitoring Service - Netscape

File Edit View Go Bookmarks Tools Window Help

http://alifarm7.ct.infn.it:50080/gridice/site/site.php

New Tab INFN - GridICE - Grid Monitoring Service

[Geo view](#)
[Site view](#)
[VO view](#)
[Help](#)
[About](#)

GridICE >> Site::ALL

[General](#)
[Gris](#)
[Host](#)
[Job](#)
[Charts](#)
[Network](#)
[XML](#)

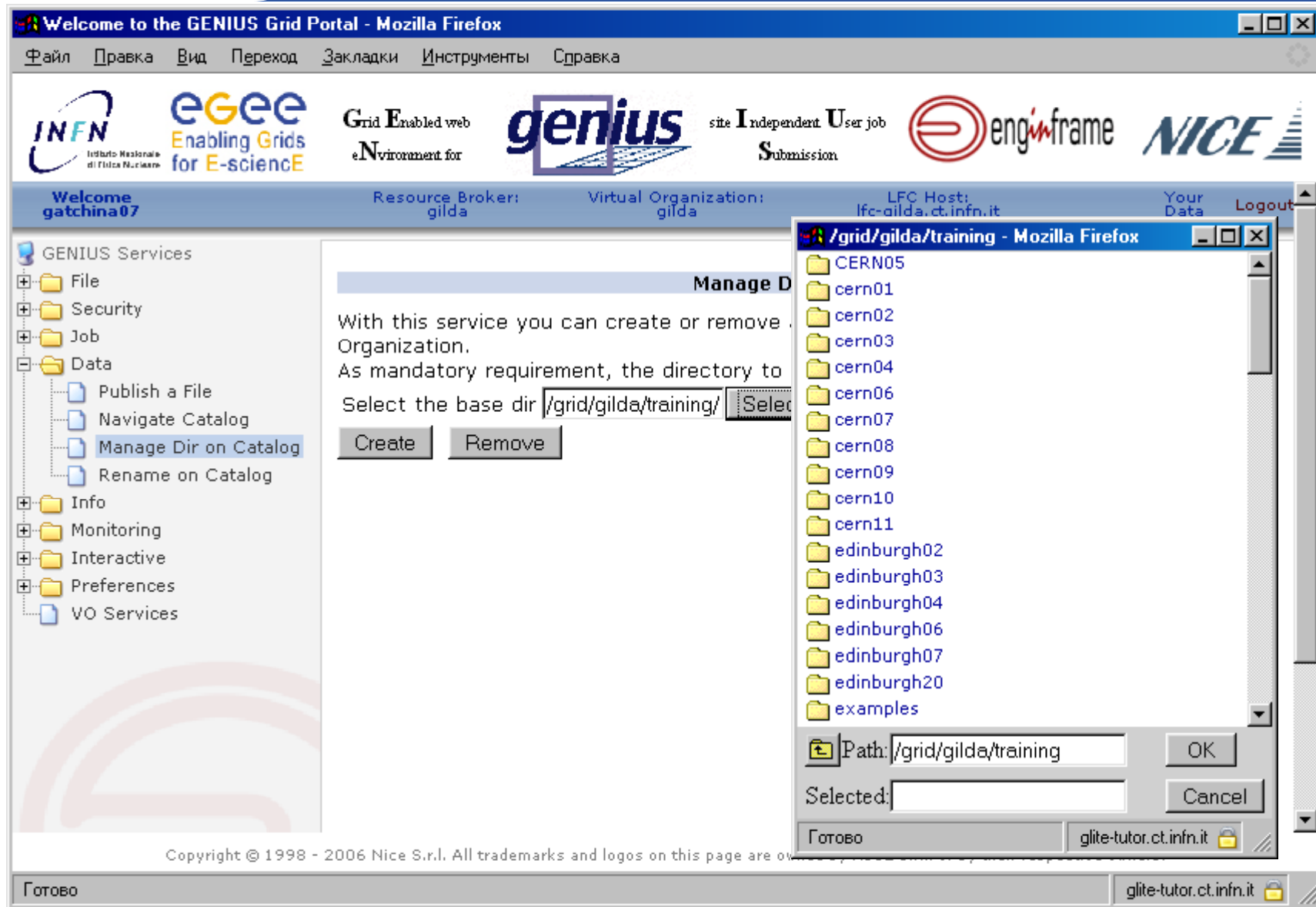
[Overview](#)
[Computing](#)
[Management](#)

Computing Resources      Storage Resources

Site ▼	Region	GK#	Q#	RunJob	WaitJob	JobLoad	Power	WN#	CPU#	CPUload	Available	Total	%	MH#
GILDA-CNAF	<a href="#">Italy</a>	1	2	0	0	-	-	-	-	-	178.8 GB	183.8 GB	3%	3
GILDA-INFN-CATANIA	<a href="#">Italy</a>	1	3	0	0	-	-	-	-	-	-	-	-	-
<b>ICEAGE-CATANIA</b>	<a href="#">Italy</a>	1	3	2	0	-	-	-	-	-	48.3 GB	55.3 GB	13%	1
IUCC-LCG2	<a href="#">SEE</a>	1	3	0	0	0%	0	5	10	0%	843.7 GB	870.1 GB	3%	7
SZTAKI	<a href="#">CentralEu</a>	1	1	0	0	-	-	-	-	-	-	-	-	-
<b>TOTAL: 5</b>	<b>3</b>	<b>3</b>	<b>5</b>	<b>12</b>	<b>2</b>	<b>Progress bar</b>	<b>0</b>	<b>5</b>	<b>10</b>	<b>0%</b>	<b>1 TB</b>	<b>1.1 TB</b>	<b>6%</b>	<b>11</b>

Generated: Wed, 9 Apr 2008 14:11:18 +0200 [GridICE Homepage](#)

- Работа с файлами
- Запуск задач
- Мониторинг
- **Работа с данными**

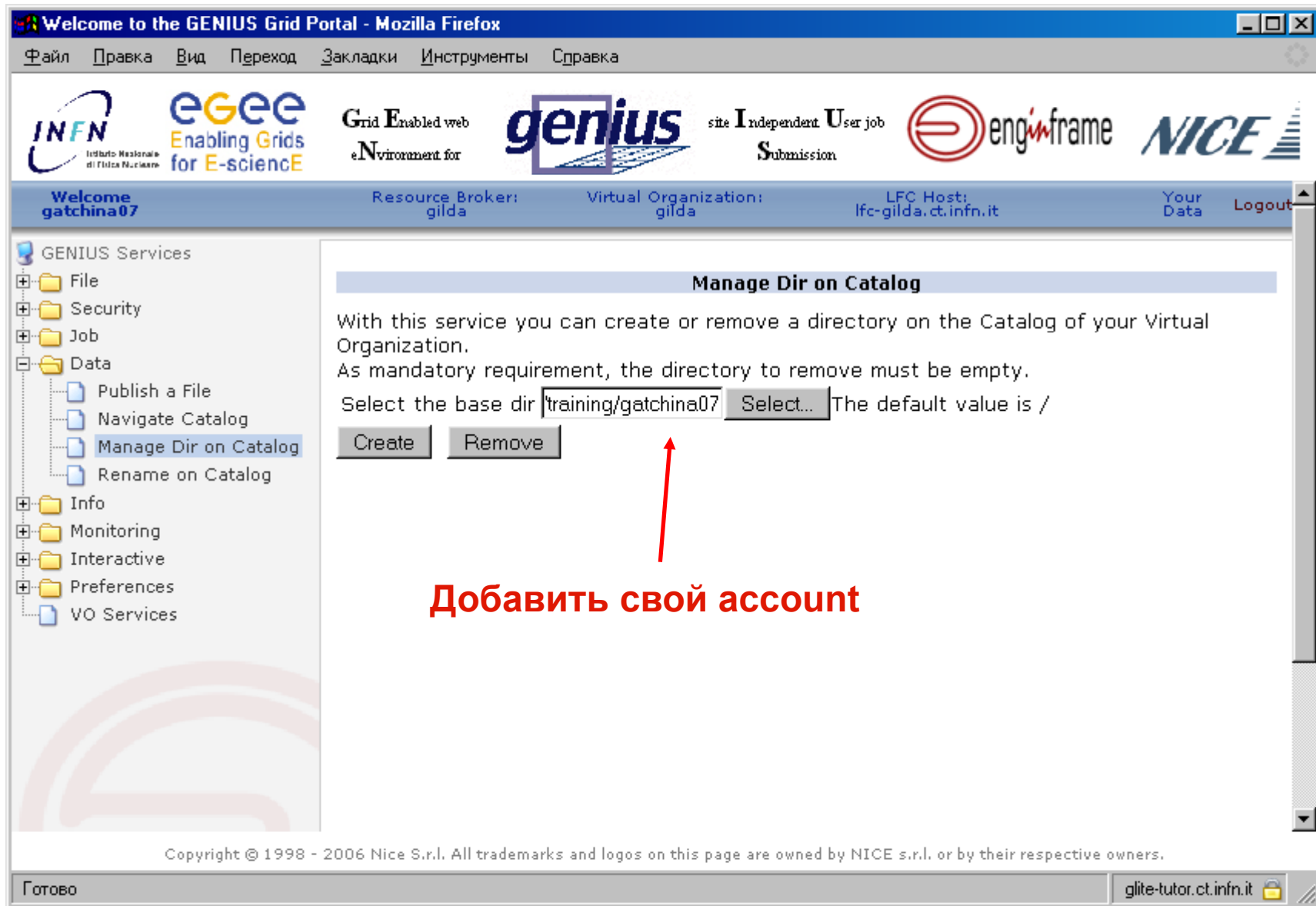


The screenshot shows the GENIUS Grid Portal interface in Mozilla Firefox. The main content area displays the 'Manage Dir on Catalog' service, which allows users to create or remove directories. The text indicates that as a mandatory requirement, the directory to be created must be under the base directory `/grid/gilda/training/`. There are 'Create' and 'Remove' buttons visible.

A file selection dialog is open over the main interface, showing a list of directories. The 'Path' field is set to `/grid/gilda/training`. The list includes:






- CERN05
- cern01
- cern02
- cern03
- cern04
- cern06
- cern07
- cern08
- cern09
- cern10
- cern11
- edinburgh02
- edinburgh03
- edinburgh04
- edinburgh06
- edinburgh07
- edinburgh20
- examples

The dialog also shows the 'Path' field containing `/grid/gilda/training`, 'OK', 'Cancel', and 'Готово' buttons. The status bar at the bottom of the browser window shows 'Готово' and the URL `glite-tutor.ct.infn.it`.



Welcome to the GENIUS Grid Portal - Mozilla Firefox

Файл Правка Вид Переход Закладки Инструменты Справка

Welcome gatchina07 Resource Broker: gilda Virtual Organization: gilda LFC Host: lfc-gilda.ct.infn.it Your Data Logout

GENIUS Services

- File
- Security
- Job
- Data
  - Publish a File
  - Navigate Catalog
  - Manage Dir on Catalog
  - Rename on Catalog
- Info
- Monitoring
- Interactive
- Preferences
- VO Services

**Manage Dir on Catalog**

With this service you can create or remove a directory on the Catalog of your Virtual Organization.  
As mandatory requirement, the directory to remove must be empty.  
Select the base dir   The default value is /

**Добавить свой account**






Copyright © 1998 - 2006 Nice S.r.l. All trademarks and logos on this page are owned by NICE s.r.l. or by their respective owners.

Готово glite-tutor.ct.infn.it



Welcome to the GENIUS Grid Portal - Mozilla Firefox

Файл Правка Вид Переход Закладки Инструменты Справка

Welcome **gatchina07**    Resource Broker: gilda    Virtual Organization: gilda    LFC Host: lfc-gilda.ct.infn.it    Your Data    Logout

**GENIUS Services**  
 + File  
 + Security  
 + Job  
 - Data  
   Publish a File  
   Navigate Catalog  
   **Manage Dir on Catalog**  
   Rename on Catalog  
 + Info  
 + Monitoring  
 + Interactive  
 + Preferences  
   VO Services

**Manage Dir on Catalog**






The directory `/grid/gilda/training/gatchina07` has been created successfully on Catalog.

Copyright © 1998 - 2006 Nice S.r.l. All trademarks and logos on this page are owned by NICE s.r.l. or by their respective owners.

Готово glite-tutor.ct.infn.it

Welcome to the GENIUS Grid Portal - Mozilla Firefox

Файл Правка Вид Переход Закладки Инструменты Справка

Welcome **gatchina07**    Resource Broker: gilda    Virtual Organization: gilda    LFC Host: lfc-gilda.ct.infn.it    Your Data    Logout

**GENIUS Services**  
 File  
 Security  
 Job  
 Data  
   Publish a File  
   Navigate Catalog  
   Manage Dir on Catalog  
   Rename on Catalog  
 Info  
 Monitoring  
 Interactive  
 Preferences  
 VO Services

### Publish a File

With this service you can publish local data on the Catalog of your Virtual Organization and save it on a Storage Element.

Choose SE

Choose File/Directory

Choose Remote File/Directory






Base Directory on Catalog

Copyright © 1998 - 2006 Nice S.r.l. All trademarks and logos on this page are owned by NICE s.r.l. or by their respective owners.

Готово glite-tutor.ct.infn.it

Welcome to the GENIUS Grid Portal - Mozilla Firefox

Файл Плавка Вид Переход Закладки Инструменты Справка

Welcome gatchina07    Resource Broker: gilda    Virtual Organization: gilda    LFC Host: lfc-gilda.ct.infn.it    Your Data    Logout

GENIUS Services

- File
- Security
- Job
- Data
  - Publish a File**
  - Navigate Catalog
  - Manage Dir on Catalog
  - Rename on Catalog
- Info
- Monitoring
- Interactive
- Preferences
- VO Services

**Publish a File**

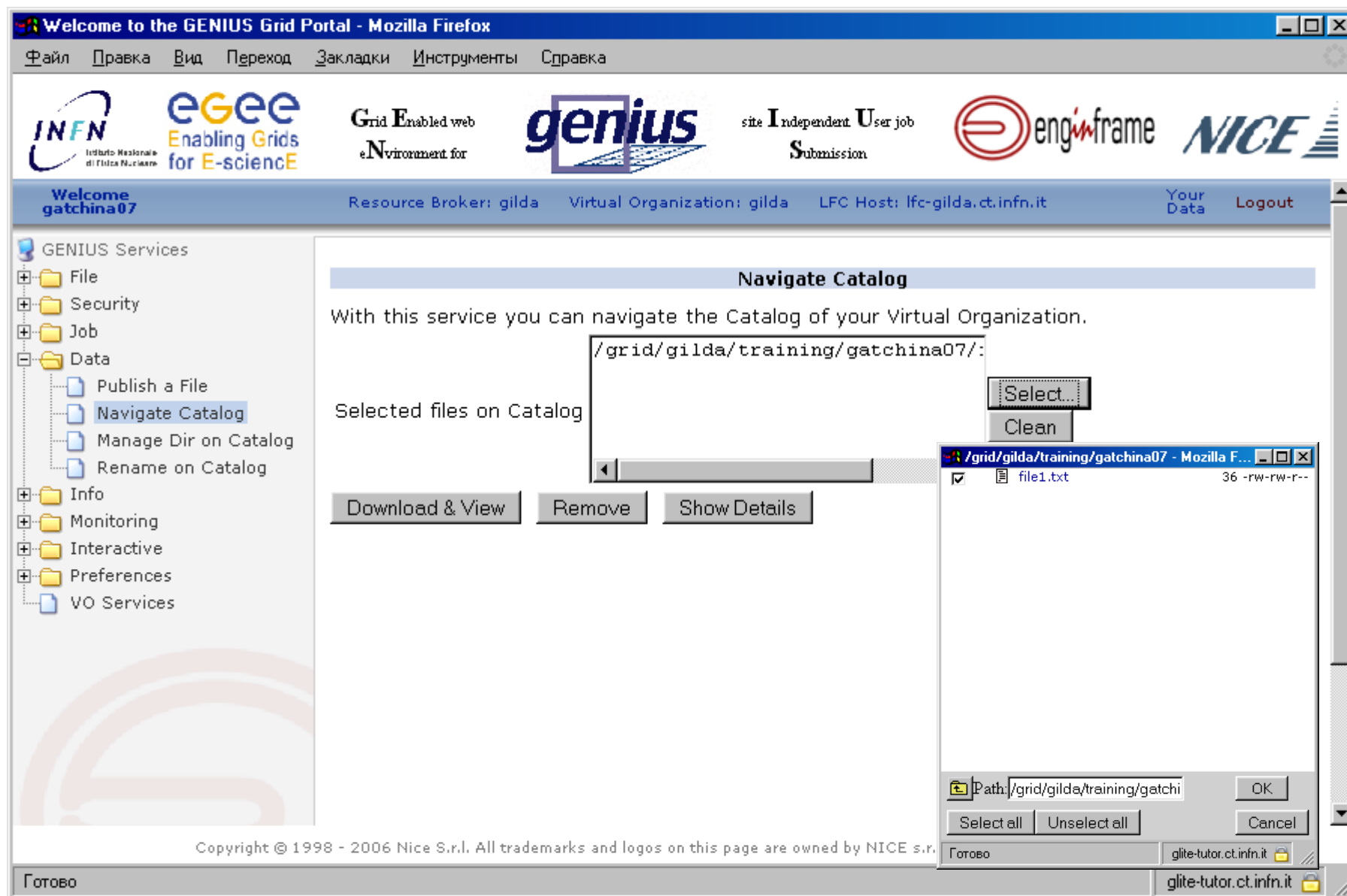
```

Using grid catalog type: lfc
Using grid catalog : lfc-gilda.ct.infn.it
Source URL: file:///home/gatchina07/.genius/filestopublish/file1.txt
File size: 36
VO name: gilda
Destination specified: trigrig-0e01.unime.it
Destination URL for copy: gsiftp://trigrig-0e01.unime.it/trigrig-0e01.unime.it:/data/gilda/2006-10-18/fi
# streams: 1
# set timeout to 0 seconds
Alias registered in Catalog: lfn:/grid/gilda/training/gatchina07/file1.txt

Transfer took 1080 ms
Destination URL registered in Catalog: srm://trigrig-0e01.unime.it/dpm/unime.it/home/gilda/generated/200
guid:6b94a6f5-6732-4b83-b3f5-381818dfc3b1
    
```






Copyright © 1998 - 2006 Nice S.r.l. All trademarks and logos on this page are owned by NICE s.r.l. or by their respective owners.

Готово    glite-tutor.ct.infn.it



Welcome to the GENIUS Grid Portal - Mozilla Firefox

Файл Правка Вид Переход Закладки Инструменты Справка

Welcome gatchina07 Resource Broker: gilda Virtual Organization: gilda LFC Host: lfc-gilda.ct.infn.it Your Data Logout

GENIUS Services

- File
- Security
- Job
- Data
  - Publish a File
  - Navigate Catalog
  - Manage Dir on Catalog
  - Rename on Catalog
- Info
- Monitoring
- Interactive
- Preferences
- VO Services

**Navigate Catalog**

With this service you can navigate the Catalog of your Virtual Organization.

/grid/gilda/training/gatchina07/:

Selected files on Catalog

Download & View Remove Show Details

Select... Clean

/grid/gilda/training/gatchina07 - Mozilla F... file1.txt 36 -rw-rw-r--

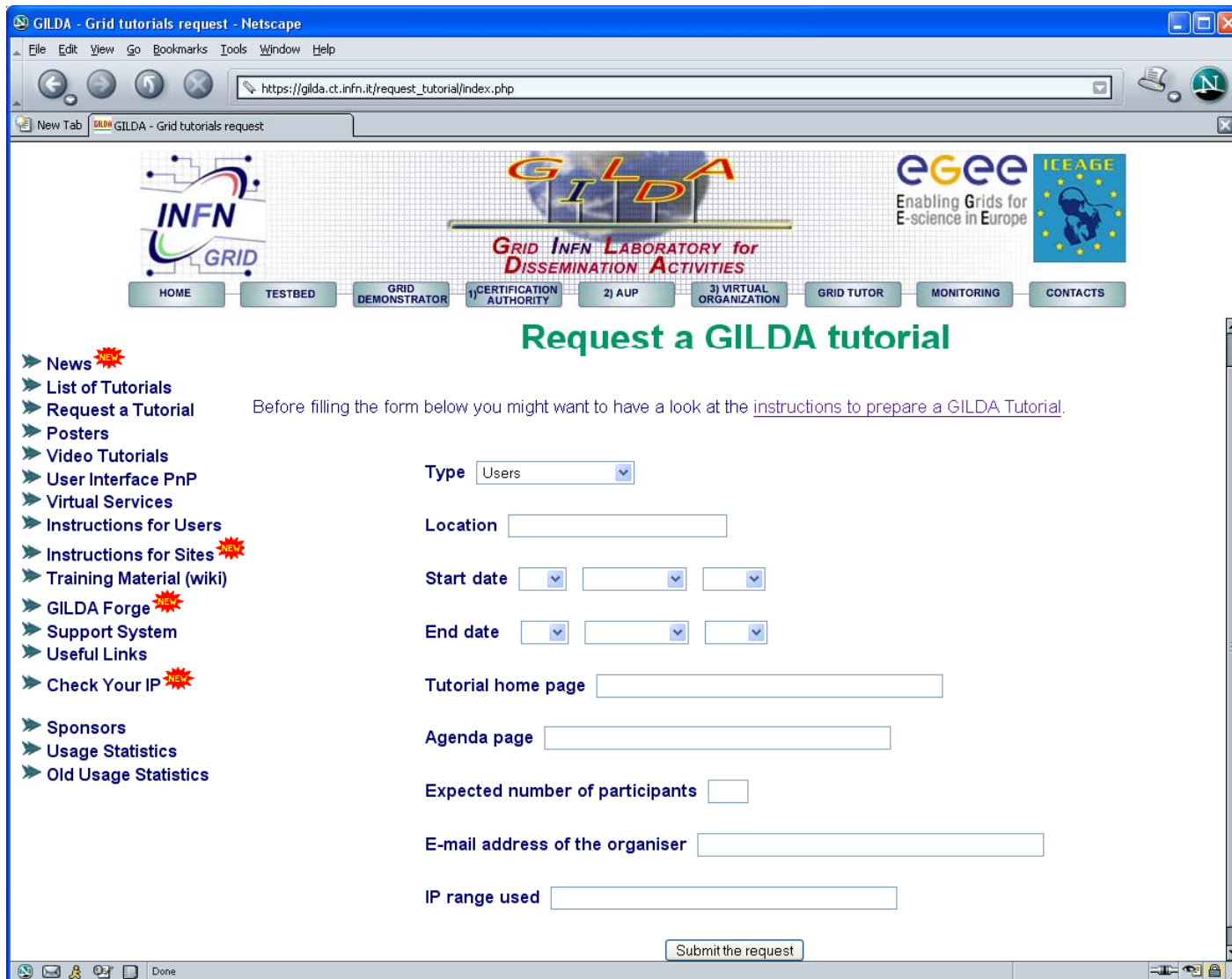
Path: /grid/gilda/training/gatchi OK

Select all Unselect all Cancel

Готово glite-tutor.ct.infn.it

Copyright © 1998 - 2006 Nice S.r.l. All trademarks and logos on this page are owned by NICE s.r.l.

- Использование GILDA для проведения практических занятий (заказ занятия)
- Plug&Play установка gLite UI на Linux PC пользователя
- Виртуальные сервисы gLite для VMWare
- GILDA Wiki сайт
- Служба поддержки GILDA
- GILDA Forge (портирование gLite UI и CE под Windows)



The screenshot shows a Netscape browser window displaying the GILDA website. The page title is "GILDA - Grid tutorials request". The URL in the address bar is "https://gilda.ct.infn.it/request\_tutorial/index.php". The page features logos for INFN GRID, GILDA, eGEE, and ICEAGE. A navigation menu includes links for HOME, TESTBED, GRID DEMONSTRATOR, CERTIFICATION AUTHORITY, AUP, VIRTUAL ORGANIZATION, GRID TUTOR, MONITORING, and CONTACTS. The main heading is "Request a GILDA tutorial".

On the left side, there is a sidebar menu with the following items:

- News
- List of Tutorials
- Request a Tutorial
- Posters
- Video Tutorials
- User Interface PnP
- Virtual Services
- Instructions for Users
- Instructions for Sites
- Training Material (wiki)
- GILDA Forge
- Support System
- Useful Links
- Check Your IP
- Sponsors
- Usage Statistics
- Old Usage Statistics

The main content area contains the following text and form fields:

Before filling the form below you might want to have a look at the [instructions to prepare a GILDA Tutorial](#).

Type

Location

Start date

End date

Tutorial home page

Agenda page

Expected number of participants

E-mail address of the organiser

IP range used



The screenshot shows a Netscape browser window titled "GILDA UI PnP - Netscape" with the address bar containing "https://gilda.ct.infn.it/UIPnP/". The website features a header with logos for INFN GRID, GILDA, EGEE (Enabling Grids for E-science in Europe), and ICEAGE. A navigation menu includes links for HOME, TESTBED, GRID DEMONSTRATOR, 1) CERTIFICATION AUTHORITY, 2) AUP, 3) VIRTUAL ORGANIZATION, GRID TUTOR, MONITORING, and CONTACTS.

The main content area is titled "GILDA User Interfaces Plug & Play" and "GILDA USER INTERFACE PLUG & PLAY (GLITE 3.0)". Below the title, a paragraph states: "The GILDA User Interface Plug & Play tarball contains all the necessary software to seamlessly turn your Linux PC into a machine from you can access and use the GILDA dissemination grid realized in the context of both the Italian INFN Grid Project and the European EGEE Project. The installation procedure installs the User Interface in the user directory so no root privilege is required. This User Interface is based both on gLite 3.0."

On the left side, there is a list of links with "NEW" starburst icons next to several items: News, List of Tutorials, Request a Tutorial, Posters, Video Tutorials, User Interface PnP, Virtual Services, Instructions for Users, Instructions for Sites, Training Material (wiki), GILDA Forge, Support System, Useful Links, Check Your IP, Sponsors, Usage Statistics, and Old Usage Statistics.

On the right side, there is a vertical menu with the following items: Introduction, Use, Download, Useful links & info, and Contacts & acknowledgments.

**GRID CT**

**GILDA**

You are here: Grid CT WIKI > GILDA Web > GildaElementsInstallation > GildaVirtualServices

### GILDA Virtual Services

The GILDA Virtual Services is a group installed a Grid Element.

Requirements :

You must download the following pack

VM Player : <http://www.vmware.com/>

GILDA VIRTUAL MACHINES: <https://grid.ct.infn.it/twiki/bin/view/GILDA/GildaVirtualServices>

**Virtual Machines available :**

- GILDA VM Base (Readme) ([Readme](#))  
*(VM DASC with only Scientific Linux OS)*
- GILDA VM UI gLite 3.0 ([Readme](#))  
*(User Interface VM is already configurated)*
- GILDA VM BDII gLite 3.0 ([Readme](#))
- GILDA VM DPM gLite 3.0 ([Readme](#))
- GILDA VM CE gLite 3.0 ([Readme](#))

**GILDA - Virtual Services - Netscape**

<https://gilda.ct.infn.it/VirtualServices.html>

**INFN GRID** **GILDA** **eGEE** **ICE AGE**

**GRID INFN LABORATORY for DISSEMINATION ACTIVITIES**

HOME TESTBED GRID DEMONSTRATOR CERTIFICATION AUTHORITY 2) AUP 3) VIRTUAL ORGANIZATION GRID TUTOR MONITORING CONTACTS

### Virtual Services

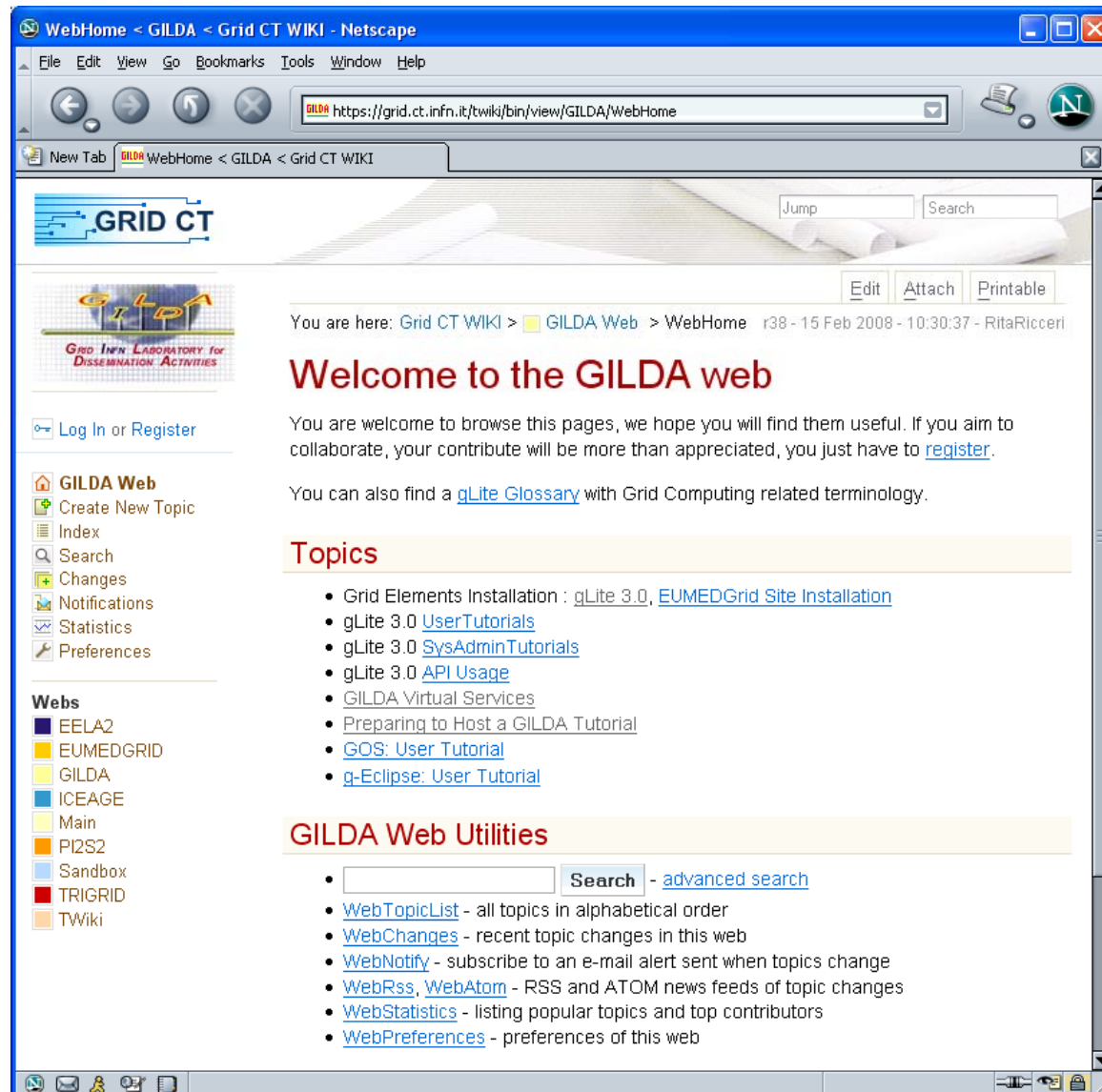
- News
- List of Tutorials
- Request a Tutorial
- Posters
- Video Tutorials
- User Interface PnP
- Virtual Services
- Instructions for Users
- Instructions for Sites
- Training Material (wiki)
- GILDA Forge
- Support System
- Useful Links
- Check Your IP
- Sponsors
- Usage Statistics
- Old Usage Statistics

**MD5SUM**

- GILDA VM Base\_SLC4.6\_i386 ([Readme](#))
- GILDA VM Base\_SLC3.0\_i386 ([Readme](#))
- GILDA VM UI gLite 3.0 ([Readme](#))
- GILDA VM BDII gLite 3.0 ([Readme](#))
- GILDA VM DPM gLite 3.0 ([Readme](#))
- GILDA VM CE gLite 3.0 ([Readme](#))
- GILDA VM FTS gLite 3.0 ([Readme](#))
- GILDA VM LFC\_MySQL gLite 3.0 ([Readme](#))
- GILDA VM MyProxy gLite 3.0 ([Readme](#))
- GILDA RGMA gLite 3.0 ([Readme](#))
- GILDA VOMS gLite 3.0 ([Readme](#))
- GILDA VM WMS+LB gLite 3.0 ([Readme](#))

**Scientific Linux**





WebHome < GILDA < Grid CT WIKI - Netscape

File Edit View Go Bookmarks Tools Window Help

https://grid.ct.infn.it/twiki/bin/view/GILDA/WebHome

Jump Search

GRID CT

GILDA  
GRID INFN LABORATORY FOR  
DISSEMINATION ACTIVITIES

Edit Attach Printable

You are here: Grid CT WIKI > GILDA Web > WebHome r38 - 15 Feb 2008 - 10:30:37 - RitaRicceri

## Welcome to the GILDA web

You are welcome to browse this pages, we hope you will find them useful. If you aim to collaborate, your contribute will be more than appreciated, you just have to [register](#).

You can also find a [gLite Glossary](#) with Grid Computing related terminology.

### Topics

- Grid Elements Installation : [gLite 3.0](#), [EUMEDGrid Site Installation](#)
- gLite 3.0 [UserTutorials](#)
- gLite 3.0 [SysAdminTutorials](#)
- gLite 3.0 [API Usage](#)
- GILDA Virtual Services
- Preparing to Host a GILDA Tutorial
- [GOS: User Tutorial](#)
- [g-Eclipse: User Tutorial](#)

### GILDA Web Utilities

- - [advanced search](#)
- [WebTopicList](#) - all topics in alphabetical order
- [WebChanges](#) - recent topic changes in this web
- [WebNotify](#) - subscribe to an e-mail alert sent when topics change
- [WebRss](#), [WebAtom](#) - RSS and ATOM news feeds of topic changes
- [WebStatistics](#) - listing popular topics and top contributors
- [WebPreferences](#) - preferences of this web

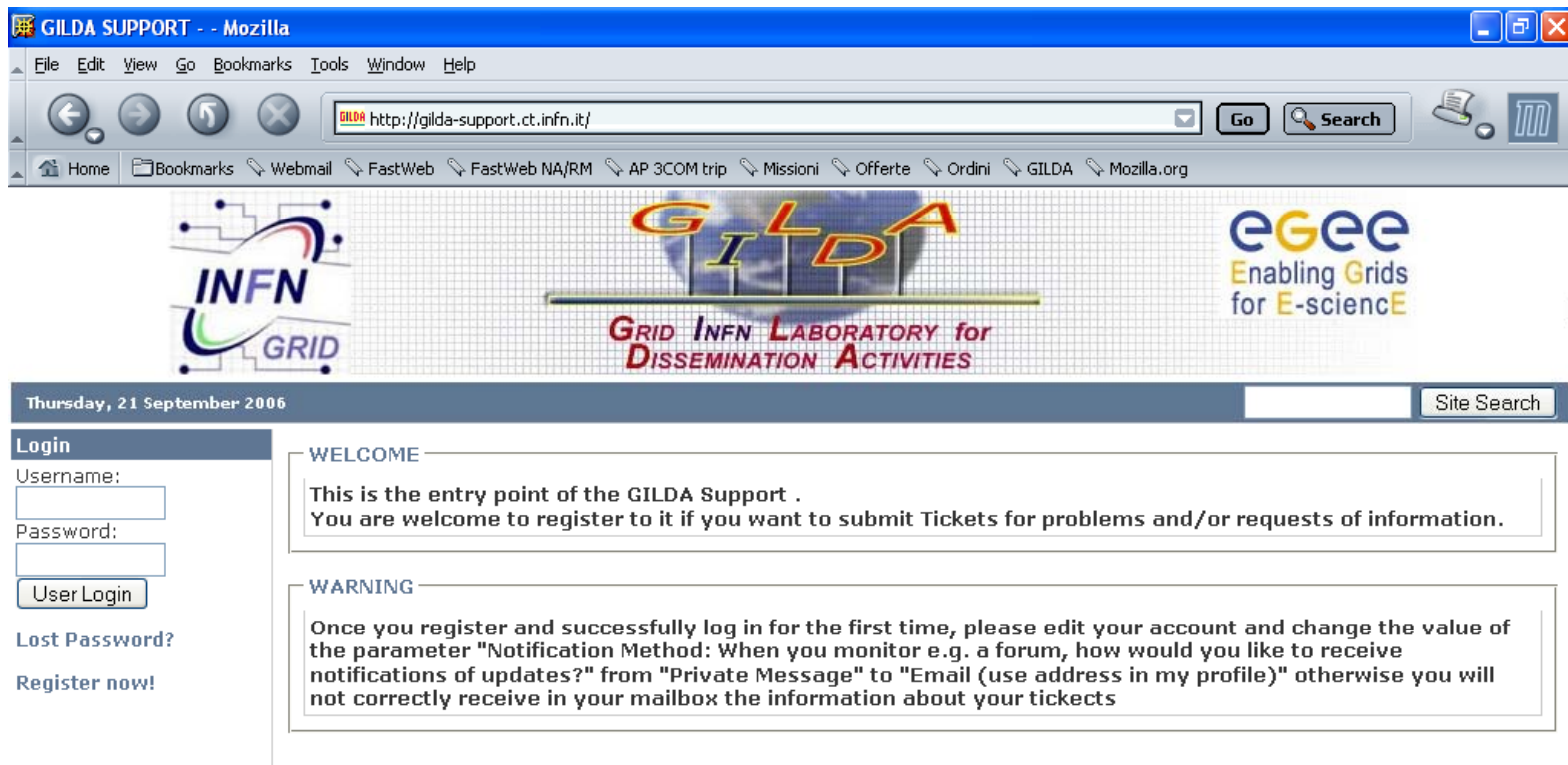
Log In or Register

**GILDA Web**

- Create New Topic
- Index
- Search
- Changes
- Notifications
- Statistics
- Preferences

**Webs**

- EELA2
- EUMEDGRID
- GILDA
- ICEAGE
- Main
- PI2S2
- Sandbox
- TRIGRID
- TWiki



The screenshot shows a Mozilla browser window titled "GILDA SUPPORT - - Mozilla". The address bar contains "http://gilda-support.ct.infn.it/". The browser's menu bar includes File, Edit, View, Go, Bookmarks, Tools, Window, and Help. The toolbar has navigation buttons (back, forward, home, stop) and a search box. The page content features three logos: INFN GRID on the left, GILDA in the center, and eGEE Enabling Grids for E-scienceE on the right. Below the logos is a navigation bar with the date "Thursday, 21 September 2006" and a "Site Search" box. The main content area is divided into two sections: "Login" on the left and "WELCOME" on the right. The "Login" section includes fields for "Username:" and "Password:", a "User Login" button, and links for "Lost Password?" and "Register now!". The "WELCOME" section contains a message: "This is the entry point of the GILDA Support . You are welcome to register to it if you want to submit Tickets for problems and/or requests of information." Below this is a "WARNING" section with a message: "Once you register and successfully log in for the first time, please edit your account and change the value of the parameter 'Notification Method: When you monitor e.g. a forum, how would you like to receive notifications of updates?' from 'Private Message' to 'Email (use address in my profile)'' otherwise you will not correctly receive in your mailbox the information about your tickets".

Powered by XOOPS 2.0 © 2001-2003 The XOOPS Project  
Page Load Statistics: 1.025 Seconds | 36 Queries  
GILDA CT 2006

