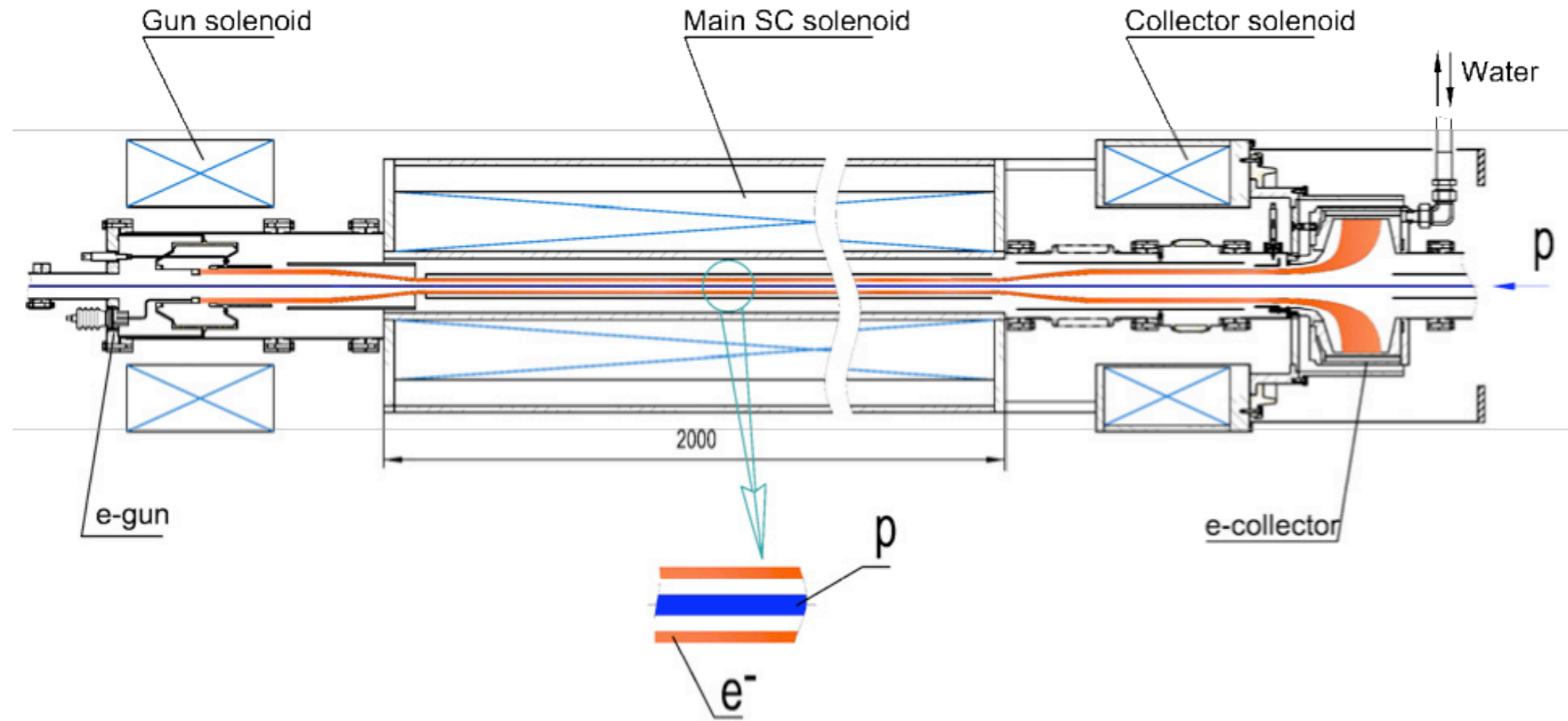


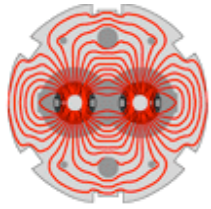
Hollow e-Beam Lens for LHC Scrapping



Jeff Smith
SLAC

Vladimir Shiltsev, Shasha Drozhdin, V. Kuznetsov, L. Vorobiev and Alex Valishev
FNAL

2 April, 2009

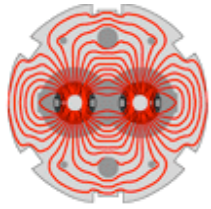


LARP

Motivation



- As of now, there are no beam scrapers in the LHC
- We have low Z graphite primaries at 6 sigma, then secondaries at 7 sigma
 - No material can survive closer than 5 sigma
- It would be great if we could have a beam scraper with a smaller radius to help remove (increase the dispersion rate) of halo particles. “Clean out” beam halo.
 - Electron beam is indestructible, No direct interaction with material
- Could be used to eliminate loss spikes due to shaking beam.
- Increase the impact parameter of primaries
- May allow for the primaries to be pulled out to greater sigma.
- Electron lenses have been used for some time with much success at Fermilab. Clean abort gap, Beam-Beam compensation, increase beam lifetime
- The idea would be to turn one (or more) on just long enough to clean out the beam halo. Repeat as many times as necessary.
- Could also be used for ion collimation




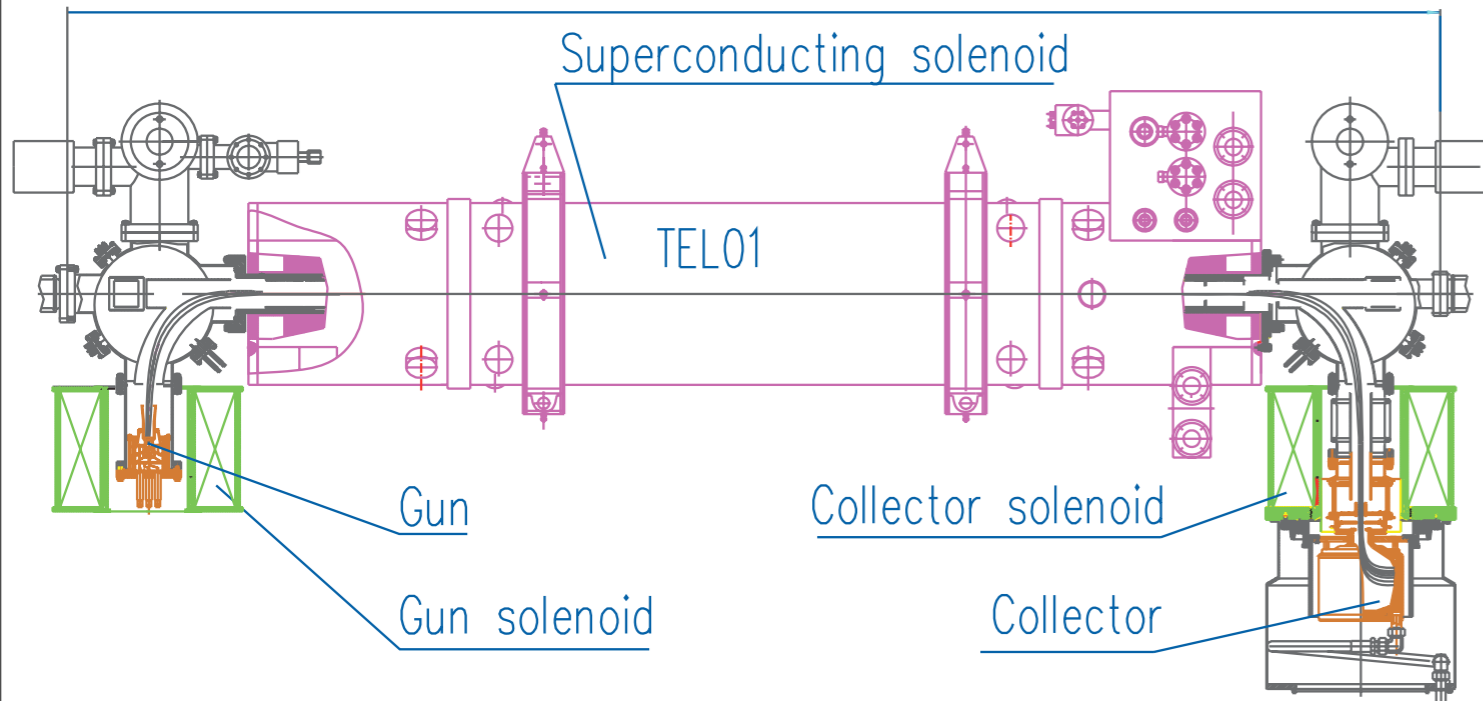
LARP

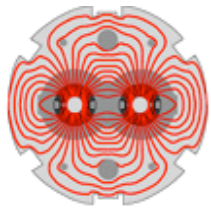
Basics of an Electron Lens

- An electron lens is a very stable thin, long very straight cylinder of electrons with kinetic energy around 5 to 10 keV.
- The lens is controlled with a ~ 3 Tesla longitudinal (solenoidal) magnetic field.
- The electric field established by the electrons is roughly 0.3MV/m radially which can attract passing protons.

Tevatron Electron Lens 1 in tevatron

Tevatron Electron Lens 1 diagram

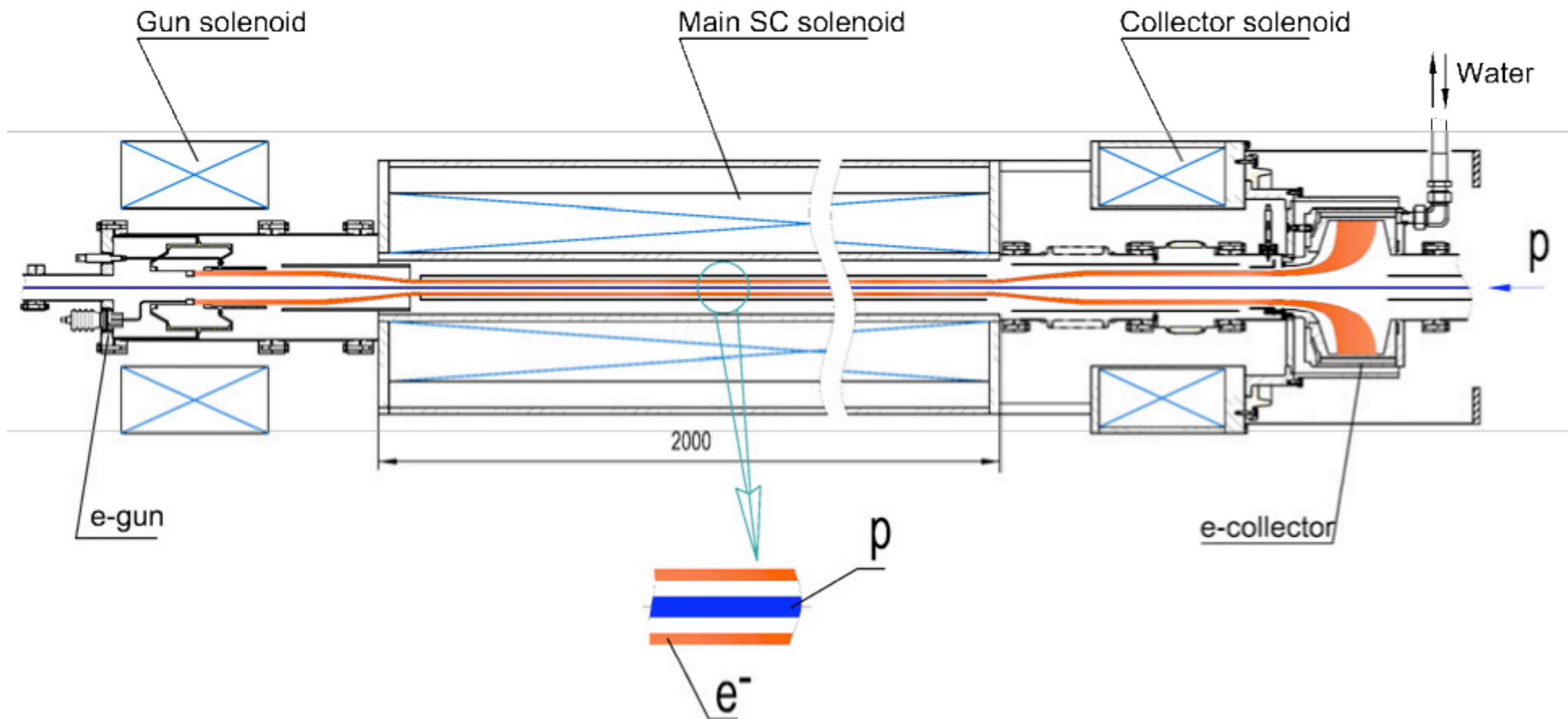


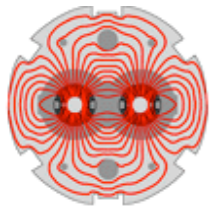


LARP

Hollow Electron lens

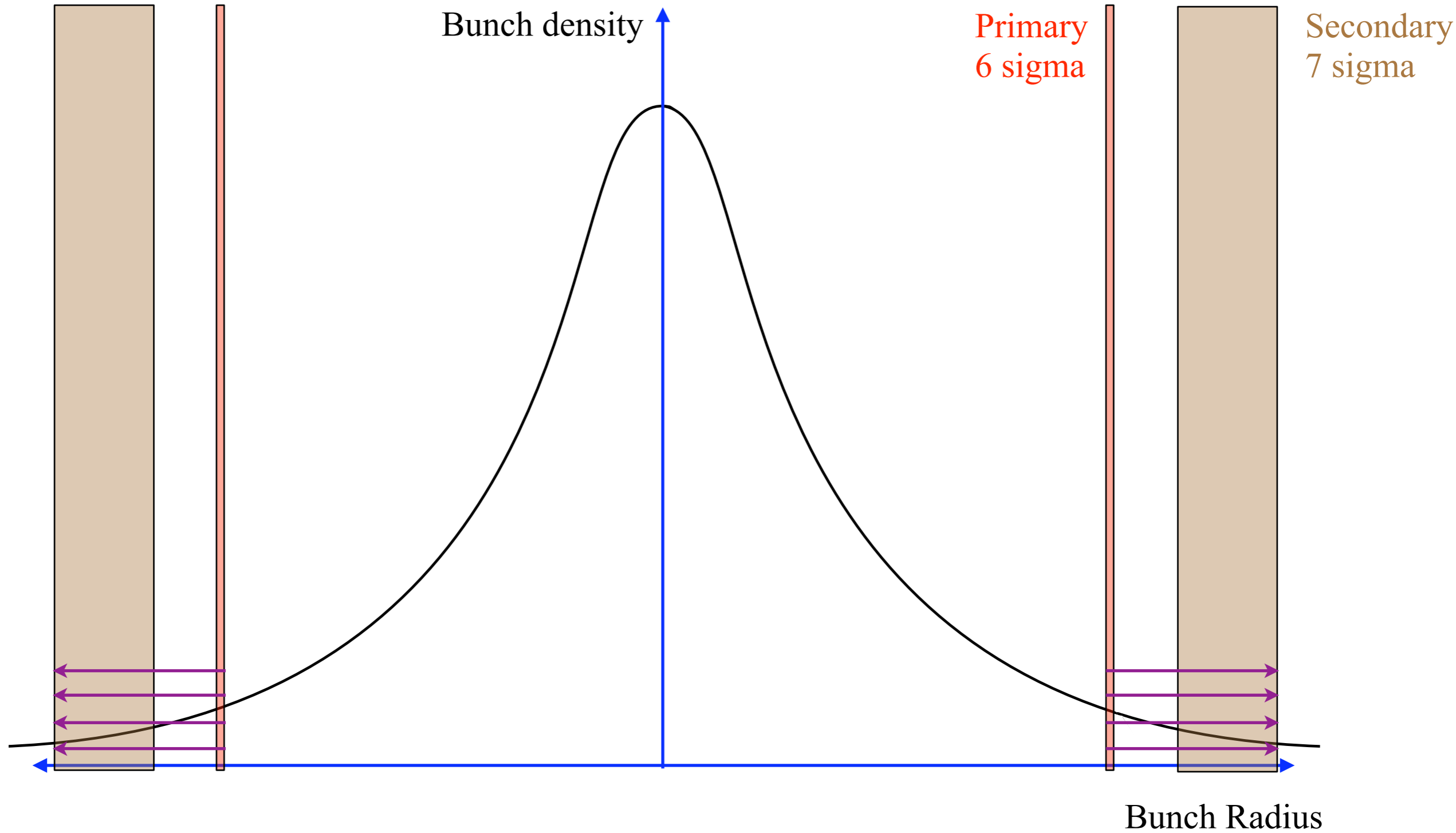
- A Hollow Electron Lens is a hollow cylinder of electrons.
- Inside the cylinder there is no electric field and so particles experience no kick
- Within cylinder and outside particles experience a kick

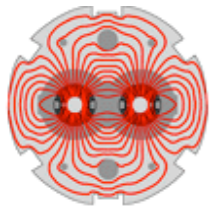




LARP

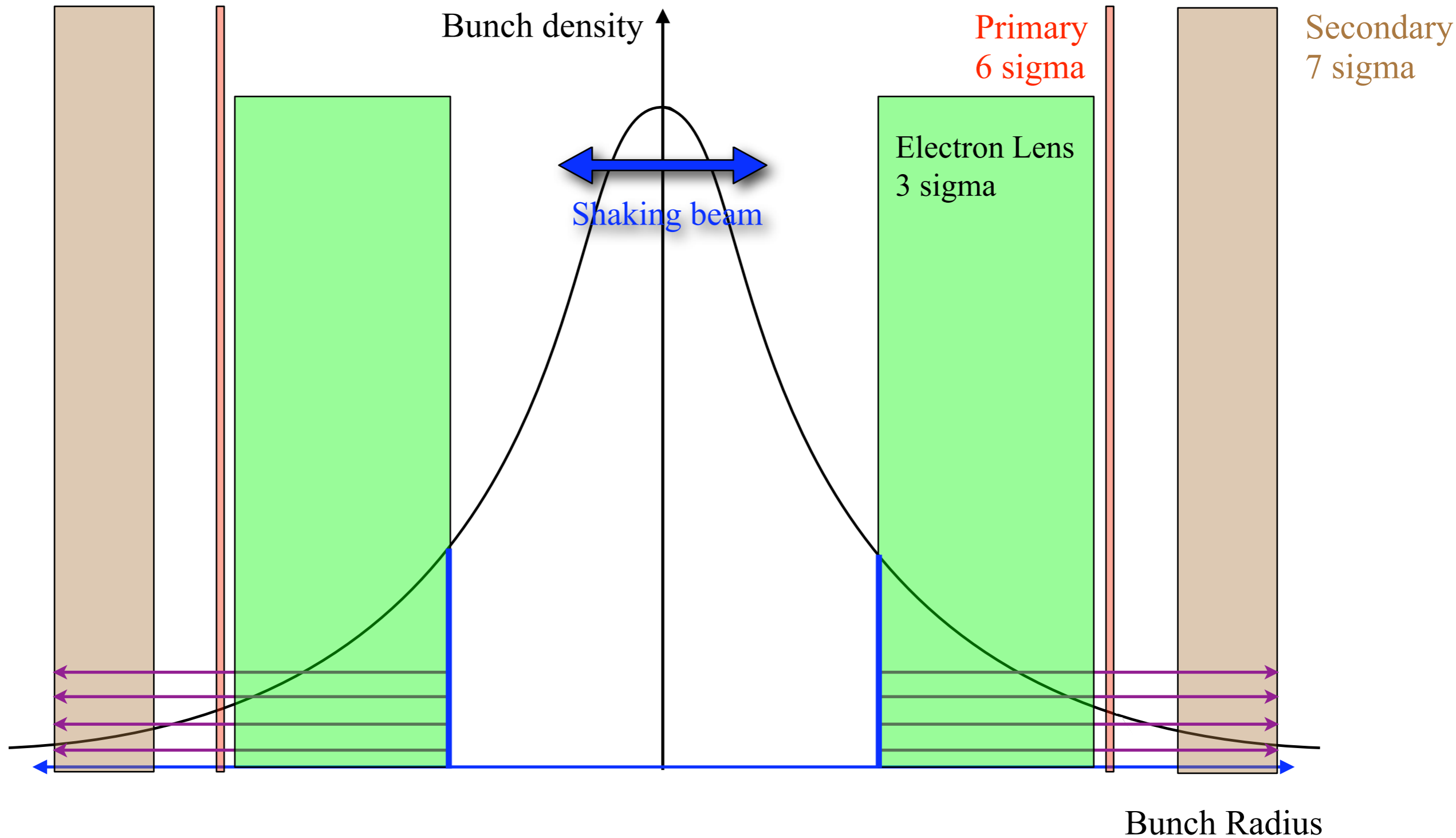
Current LHC Collimation System

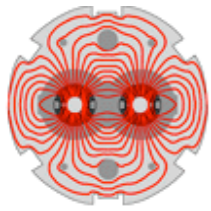




LARP

With Hollow Electron Beam Scraper





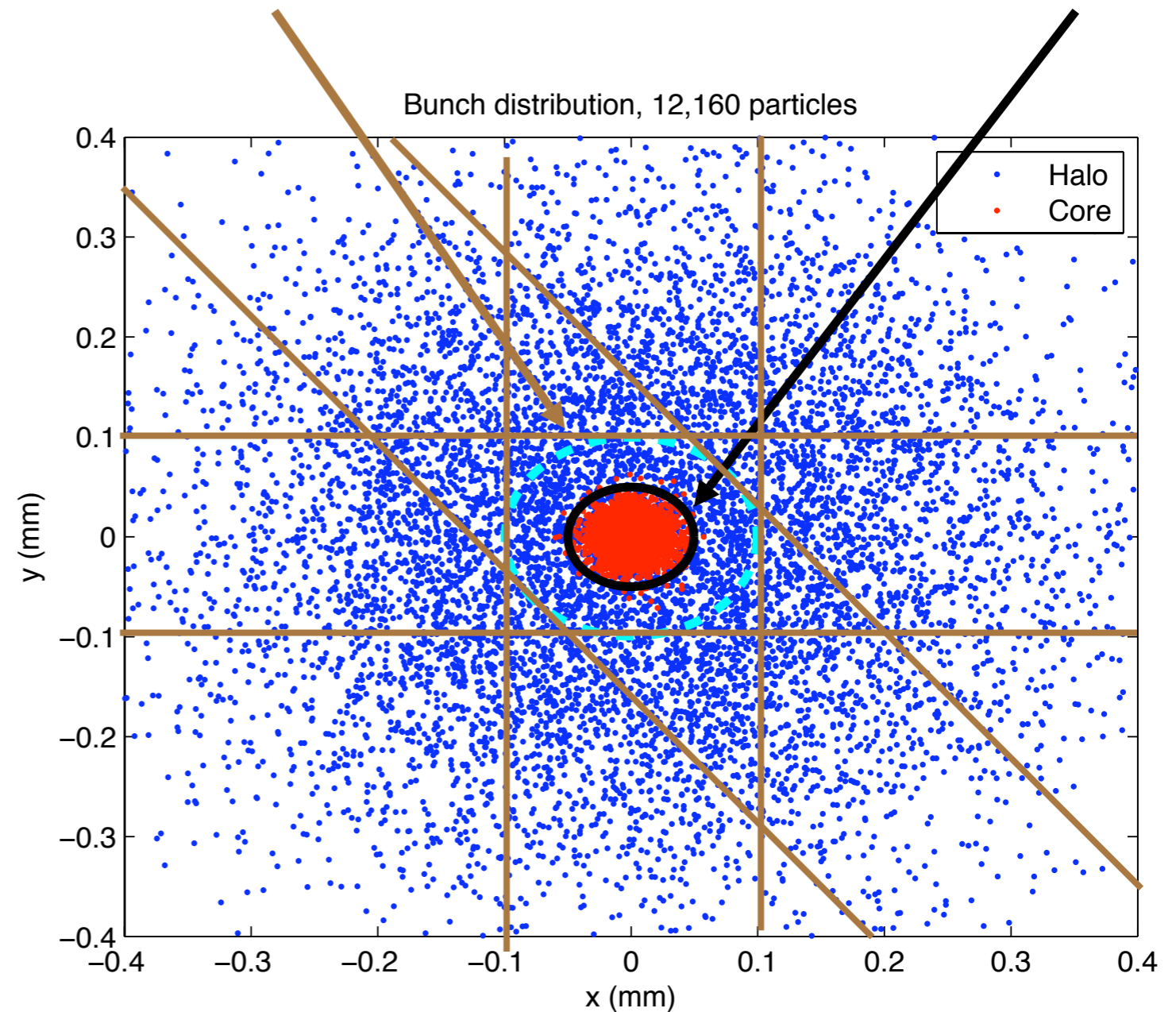
LARP

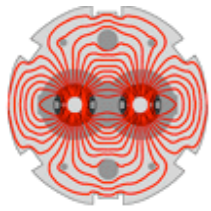
Bunch Distribution

- Can model with two Gaussian distributions
 - Core population at nominal emittance
 - Halo populated at 100 times emittance (10x sigma)
 - Halo populated 3 times as much as core
- Everything outside the Primaries should get absorbed within a couple turns
- Between the Electron Lens and primaries is what we are really looking at.
- Beam heating works on a much longer time scale than collimation

Primary Collimator Radius, 6 sigma
at 0, 90 and 135 degree angles

Min. E-lens radius

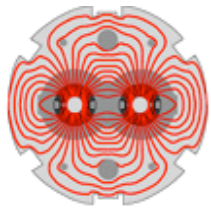




LARP

Location of Electron Lens

- There are 6 TCHS scraper locations available.
 - Beta_x, Beta_y ~ 100 m
 - 3 sigma \Rightarrow 0.7 mm
 - OK, but small for a e-lens
- There are also BBC elements that could fit an e-lens
 - Beta_x = Beta_y ~ 1750 m
 - 3 sigma \Rightarrow 3 mm
 - Much easier to make e-lens
- Electron Lens Parameters:
 - Length = 1-2 meters
 - Inner diameter = 3.0-4.0 sigma
(absolute diameter depends on beta function at location: 0.7 mm - 3.7 mm)
 - Beam width: a few sigma (a few millimeters)
 - Current = 10-100 Amps
 - Beam power = 20 - 50 kW
 - These are acceptable electron lens parameters and not unlike those already used at Fermilab
 - Maximum kick with these parameters ~ 0.2 urad
 - Small compared to 4.5 urad kick of primaries but can act over many turns.

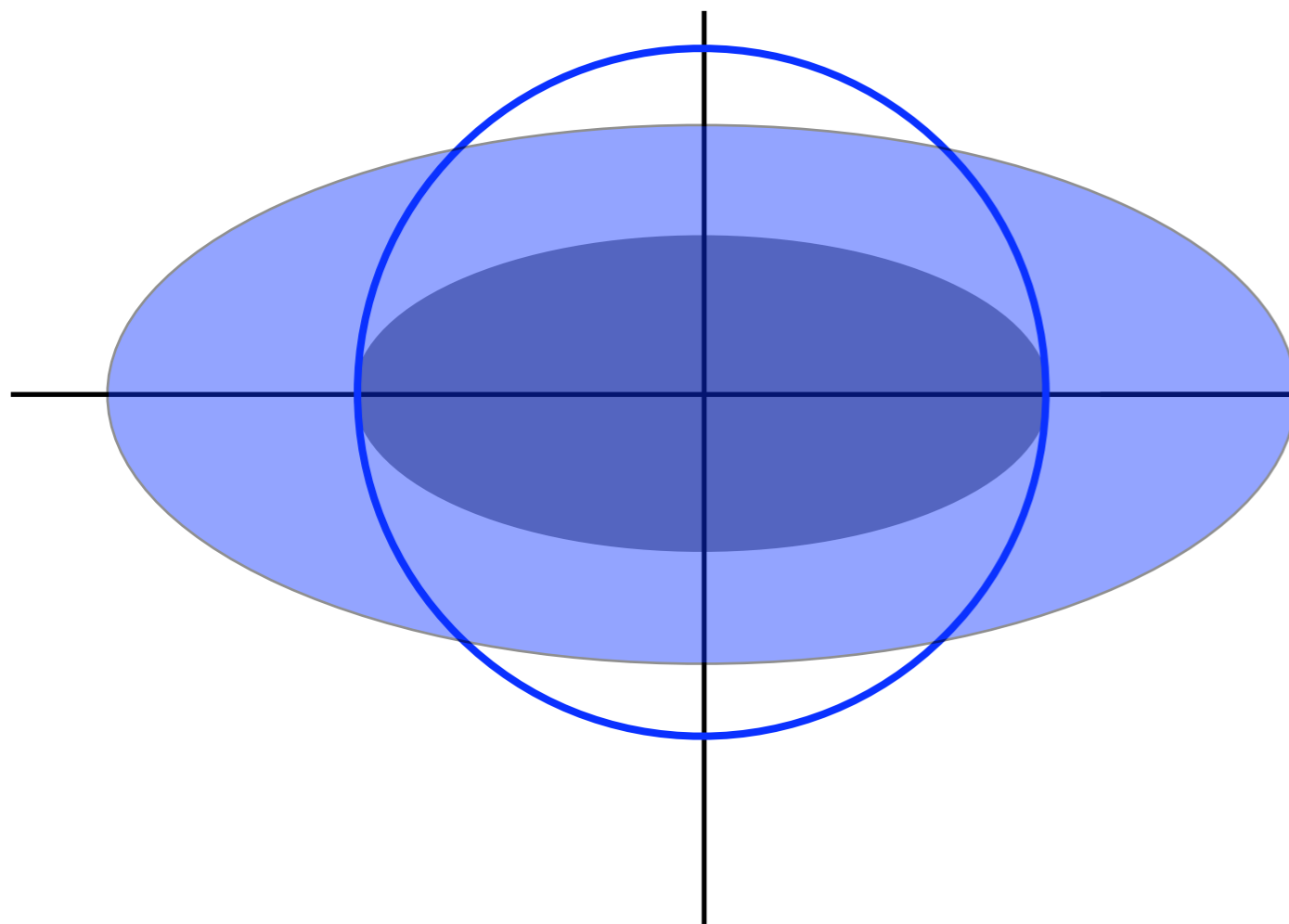


LARP

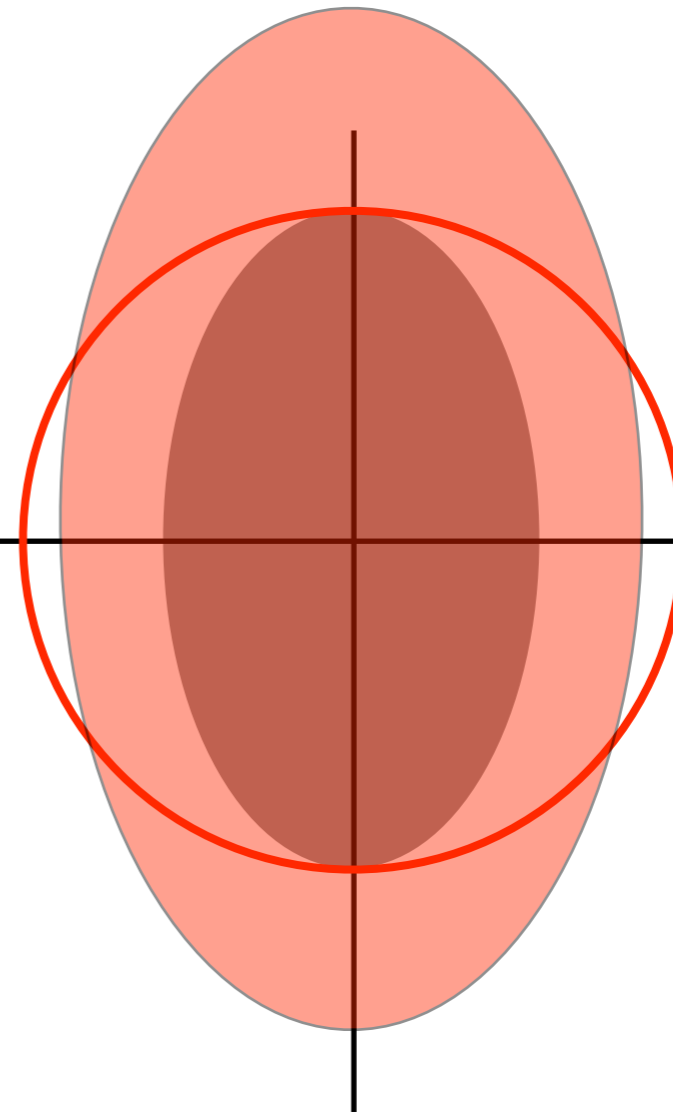
Round Electron Lens

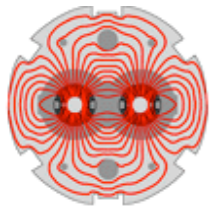
- The electron lens can only be round. Beta-x and beta-y should therefore be ideally equal. True at BBC elements but not at scraper locations
- Two e-lenses, one for horizontal and one for vertical.

Horizontal Scraper



Vertical Scraper





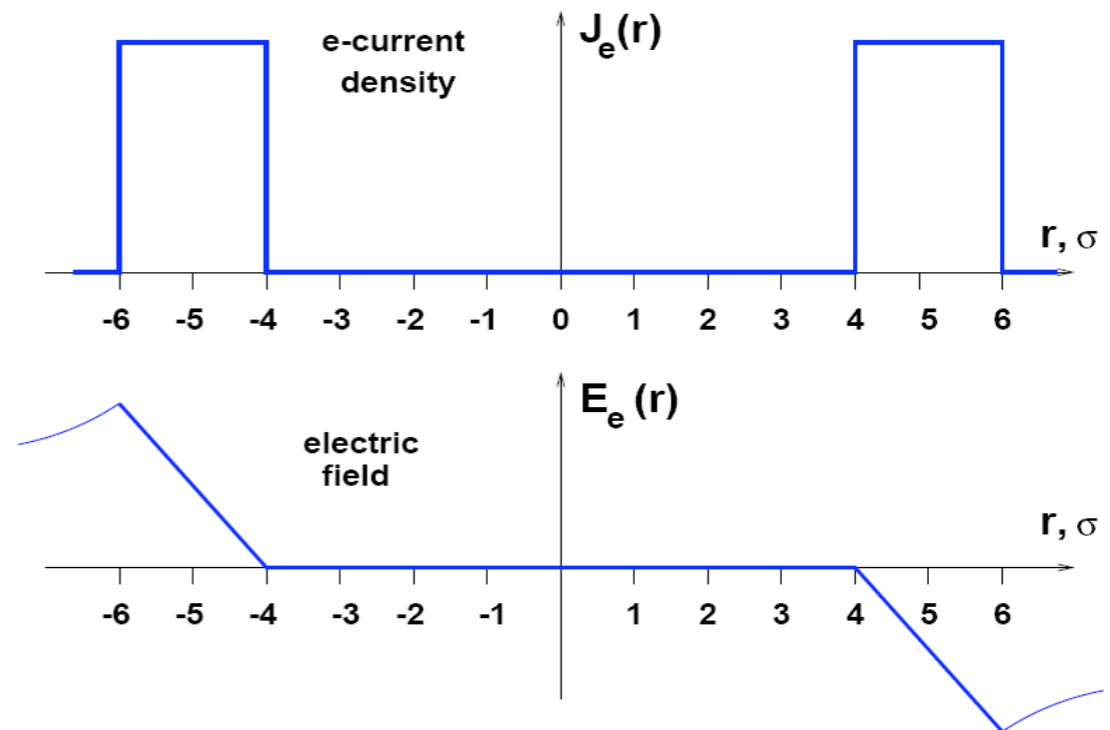
LARP

Electron Lens Model

- Using simple model. Just an E-field produced by the electron beam as a thin lens. No scattering just interaction with E-field

$$\Theta(r) = \Theta_{max} \begin{cases} 0, & \text{if } r < r_{min}; \\ \frac{r - r_{min}}{r_{max} - r_{min}}, & \text{if } r_{min} < r < r_{max}; \\ \frac{r_{max}}{r}, & \text{if } r > r_{max}. \end{cases}$$

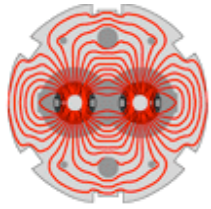
$$\Theta_{max} [\mu rad] = \frac{0.2L[m]J[A]}{(B\rho)r_{max}} \cdot \frac{1 + \beta_e}{\beta_e}$$



- This is a very simple model

- Should include:

- More realistic field distribution (Gaussian)
- Field errors

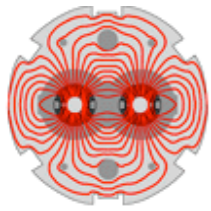


LARP

Summary of E-lens Studies in Sixtrack



- With practical DC current e-lens parameters, found to remove beam halo in about
 - 1500 turns ~ 130 milliseconds, without Collimators
 - <1000 turns with Collimators at 6,7 sigma
- E-lens at 3 sigma is rather close and scraping of the beam core is evident. 4-sigma is a much “safer” radius.
- By increasing the Halo particle diffusion rate, the impact parameter on the primaries should increase, thereby increasing collimation efficiency.
 - Effects on collimation efficiency to be studied
 - Even if doesn't increase efficiency rate, it can still be used as a scraper



LARP

AC Current

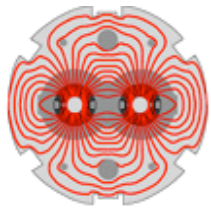


- Additional resonance effect is possible with modulating the E-Lens current with the Betatron frequency of the beam.

$$\begin{pmatrix} x \\ \dot{x} \end{pmatrix} = \begin{pmatrix} \cos 2\pi Q & \sin 2\pi Q \\ -\sin 2\pi Q & \cos 2\pi Q \end{pmatrix} + \begin{pmatrix} 0 \\ \theta_{elens} \end{pmatrix}$$
$$\dot{x} = -x \sin 2\pi Q + \dot{x} \cos 2\pi Q + \theta \cos(\omega t + \psi)$$

resonance when: $2\pi Q = \omega t + \psi$

- Studies by Valdimir Shiltsev and Alexander Drozhdin at FNAL have shown potentially an order of magnitude faster cleaning time.
- The DC effect is quite evident, but AC beam may improve performance much more.
 - Being investigated in Sixtrack with realistic beam

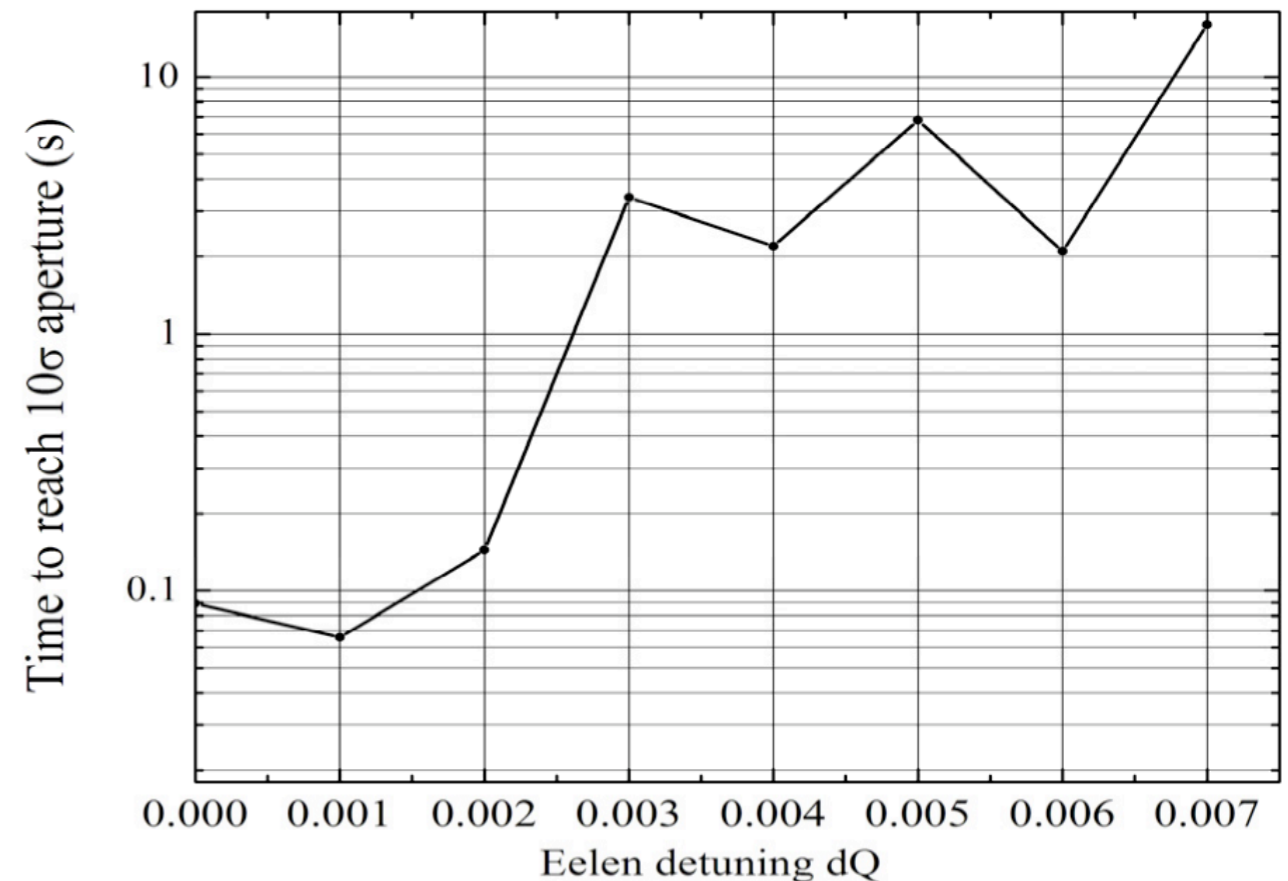
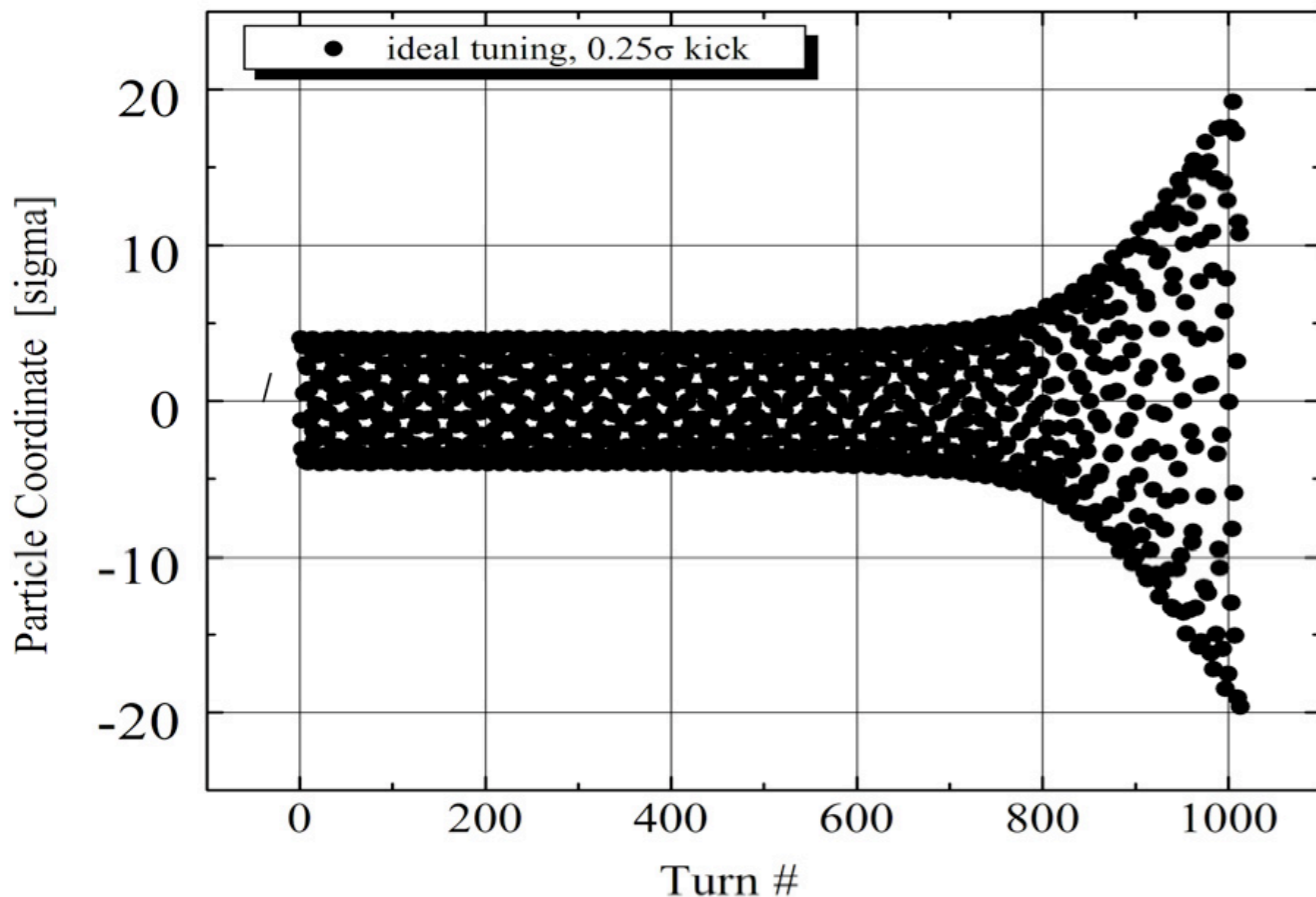


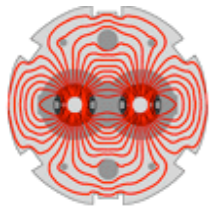
LARP

Performance vs E-lens Modulation



- From EPAC08 MOPC098
- Single particle motion
- Factor 100 improvement in time!
 - Of course, this is only for on-tune particles. In reality there will be a rather large tune spread, especially for the large amplitude halo particles.
 - Nevertheless, this will be included in future Sixtrack studies.



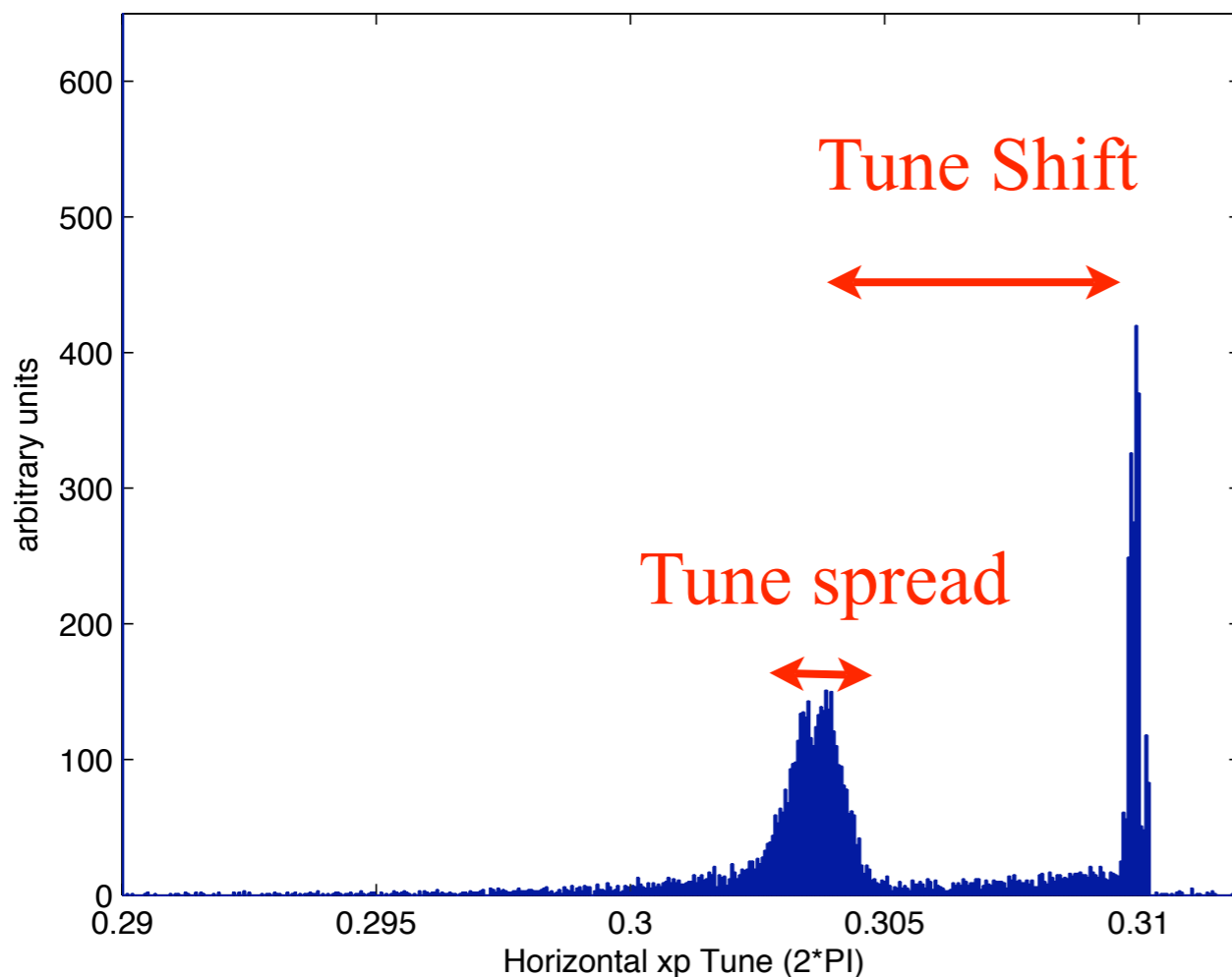


Tune Shift due to E-Lens

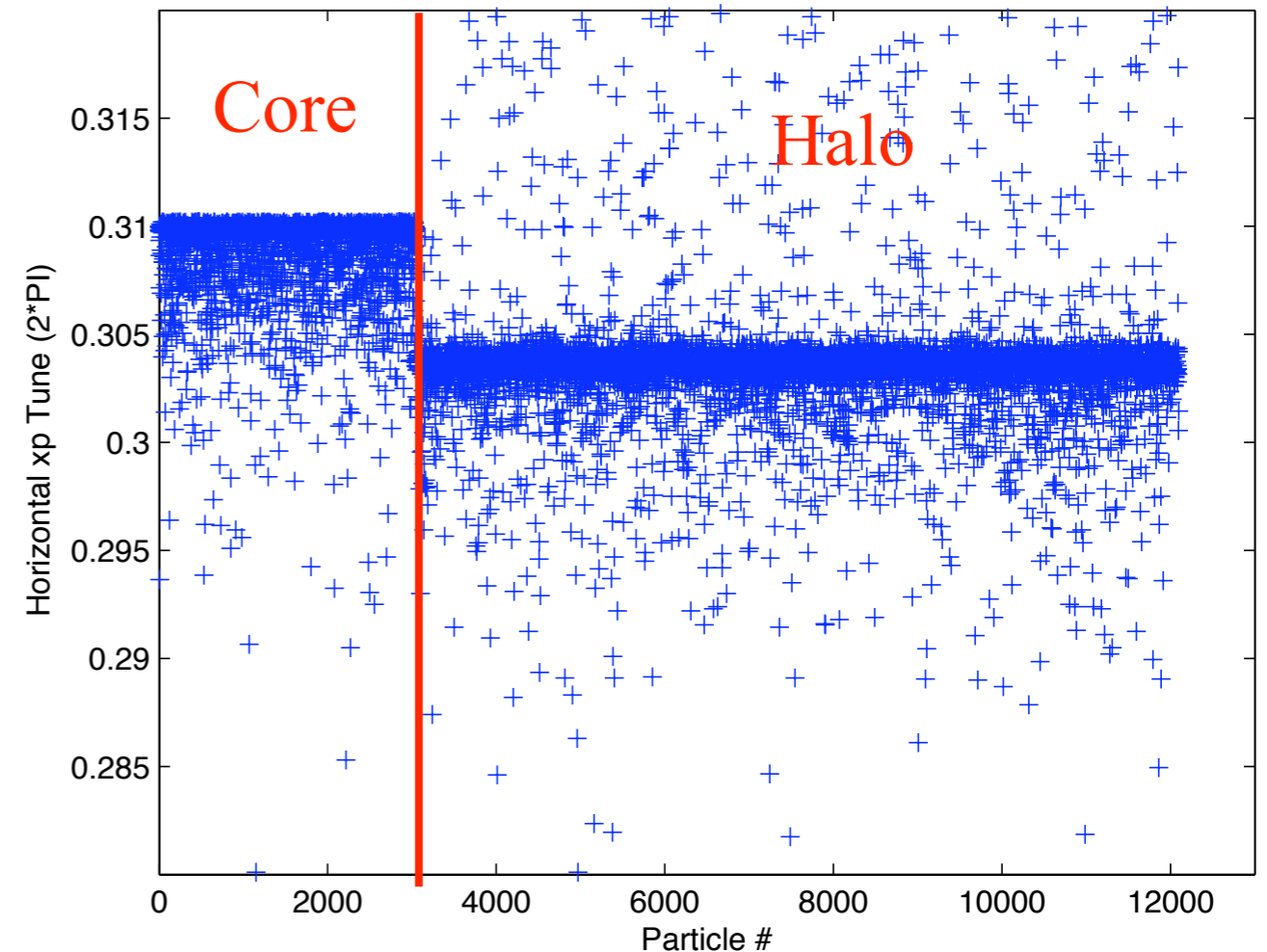
LARP

- Tune spread for beam halo is about $dQ = 0.001$ (agrees with simple tune shift formula)
- Acceptance for resonance condition is about $dQ = 0.002$ (see previous slide)

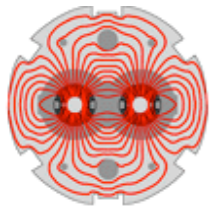
Horizontal xp Tune for each particle



Horizontal xp Tune for each particle, no collimators or E-lens



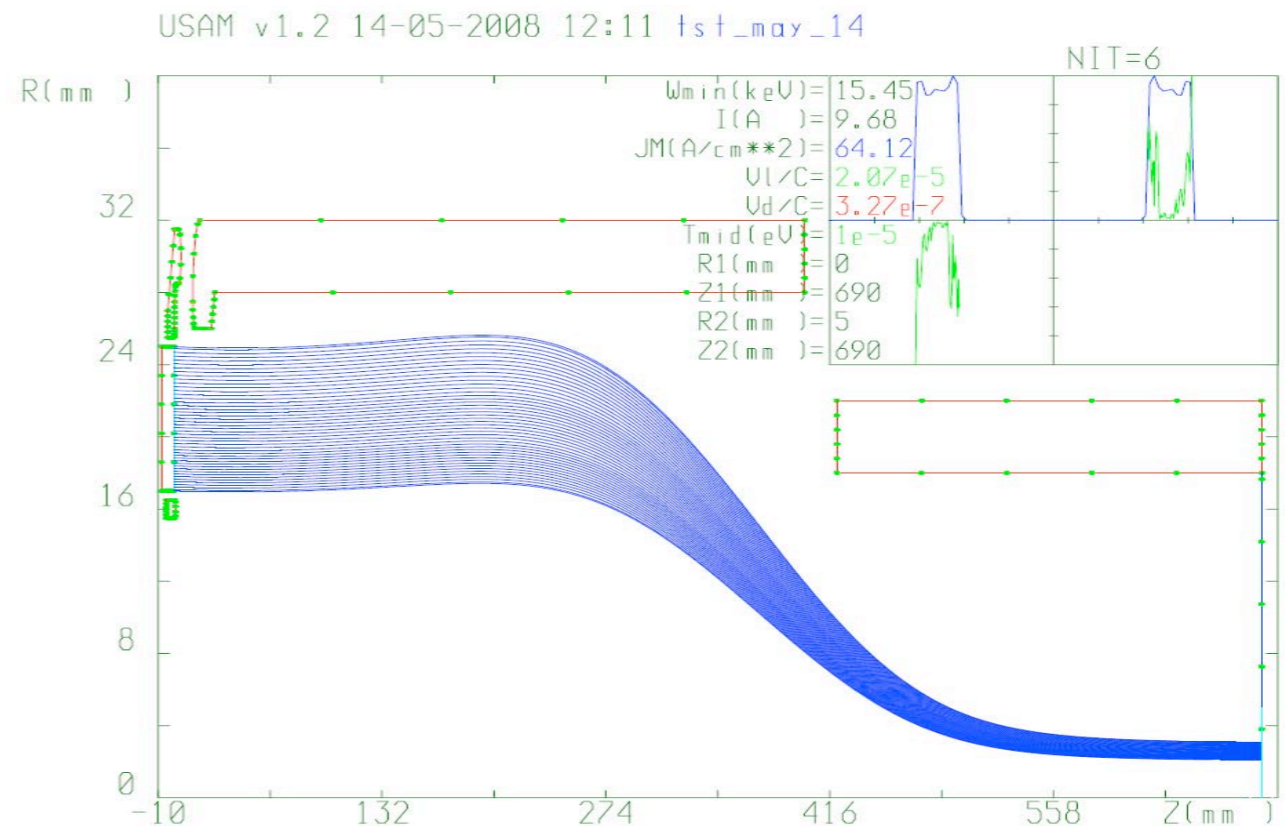
- E-lens kick causes tune shift of 0.006 for halo particles
 - Here 2 m long, 50 Amps e-lens
- Studies with AC Current and Gaussian Beam ongoing...

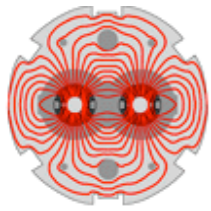


Practicalities in E-lens Construction

LARP

- Electron lenses have been used for some time at Fermilab (Tevatron Electron Lens: TEL)
- The basic E-lens parameters for collimation are similar to those for the TELs already built
- Magnetic and vacuum systems carry over in design
- Required R&D on hollow electron gun and driver
 - Hollow electron beam guns are widely used in electron cooling devices
- R&D studies on gun already begun
 - Here is an simulation of a hollow electron gun with magnetic compression provided by two solenoids

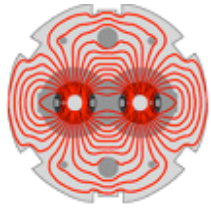




LARP

Future work

- Simulation studies:
 - AC Current Studies
 - Use a different bunch distribution.
 - Use a more realistic Electron Lens
 - Errors
 - Effects of small deviations of the electron beam trajectory from straight line
 - Field leaking into beam core
 - Realistic Gaussian shape to electron beam
 - Parametric study
 - Look at local cleaning efficiency with electron lens added
 - Up to now just looking at evolution of beam profile
- Impedance contribution of E-lens
- Similar devices exist, but R&D work for specific modifications
 - Hollow E-beam gun must be developed
 - R&D plan has been devised for LHC electron lens



LARP

Current Conclusions



- A realistic hollow electron lens has been simulated to remove the beam halo in the LHC down to 3 sigma within 1500 turns.
- Large Beta is best such as at BBC locations, but still possible at TCHS collimator locations
- Cleaning efficiency may improve but must be studied
- Incorporating an electron lens may allow for the pulling of the primary and secondary collimators to larger sigma without sacrificing cleaning efficiency
- AC current has been simulated to improve the cleaning time for single on-tune particles.
 - The halo tune spread appears to be small enough for resonant cleaning of a realistic beam.
- A hollow e-lens is very doable and has the potential to improve the LHC collimation system dramatically while requiring few resources.
 - A project plan has been written