



# ATLAS detector readiness for 2009/10 running

T. Wengler

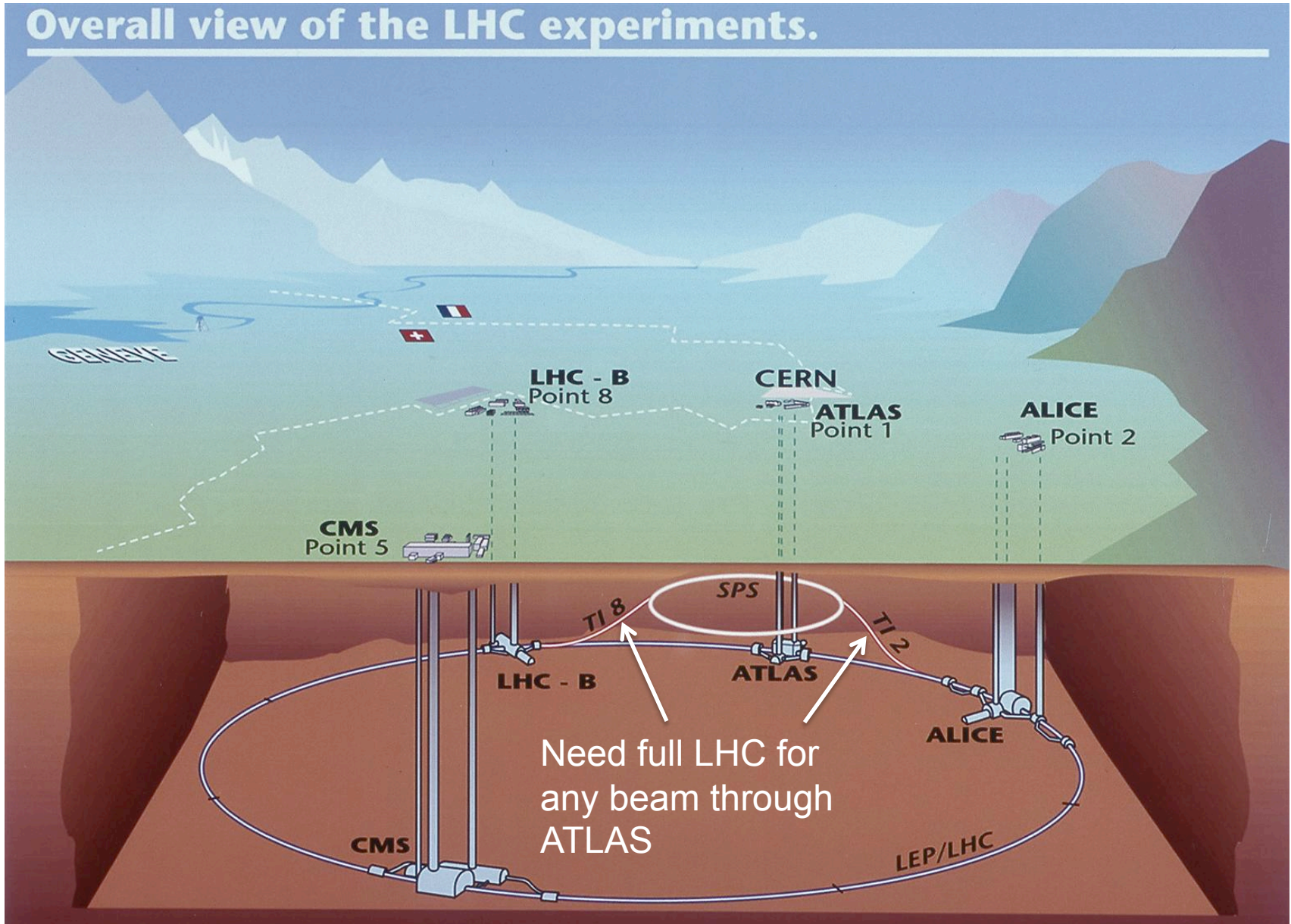
Workshop on physics opportunities with the first LHC data  
Berkeley, CA, 06 May 09

# What (I hope) you will take away from this

- Foreseen running mode of the LHC and approximate data sample expected in 2009/10
- How much of ATLAS is operational
- How well does it work

# The LHC complex

## Overall view of the LHC experiments.



# The 2009/10 LHC Run

Year	2009												2010													
Month	F	M	A	M	J	J	A	S	O	N	D	J	F	M	A	M	J	J	A	S	O	N	D	J	F	M
Baseline	SH	SH	SH	SH	SH	SH	SH	SH	SU	PH	SH	SH	SH	SH	SH	SH	SU	PH	PH	PH	PH	SH	SH	SH	SH	

## Typical Run/Shutdown setup

Would leave little time for running in 2009

Delay may mean no running before autumn 2010!



# The 2009/10 LHC Run

Year	2009												2010													
Month	F	M	A	M	J	J	A	S	O	N	D	J	F	M	A	M	J	J	A	S	O	N	D	J	F	M
Baseline	SH	SH	SH	SH	SH	SH	SH	SH	SU	PH	SH	SH	SH	SH	SH	SH	SU	PH	PH	PH	PH	SH	SH	SH	SH	
	24 weeks physics possible																									
Base '1	SH	SH	SH	SH	SH	SH	SH	SH	SU	PH	PH	PH	PH	PH	PH	PH	PH	PH	PH	PH	SH	SH	SH	SH	SH	
	44 weeks physics possible																									
Gain 20 weeks of physics in 2010 by running during winter months																										
												HIGH price Electricity														
Delay (4W)	SH	SH	SH	SH	SH	SH	SH	SH	SU	PH	PH	PH	PH	PH	PH	PH	PH	PH	PH	PH	PH	SH	SH	SH	SH	SH
Delay (8W)	SH	SH	SH	SH	SH	SH	SH	SH	SH	SU	PH	PH	PH	PH	PH	PH	PH	PH	PH	PH	PH	SH	SH	SH	SH	SH

- Decisions taken

- Physics run as soon as possible
- Do not warm up all sectors
- Top energy is 5 TeV (had been reached for all other sectors)
- No winter shutdown 2009/10

- Consequences

- 8 M Euro additional electricity cost
- Gain 20 weeks of physics running
- Further delays of a few weeks have small impact on physics 09/10
- Enough data to compete with Tevatron in many areas by end of 2009/10 run

# The 2009/10 data sample

- **Beam energy**
    - No intention of long running below 5 TeV/beam
    - Short collision run at injection energy 450 GeV/beam
    - Possibly stop along the way several times for machine commissioning
    - Reach 5 TeV/beam a.s.a.p.
  - **Data volume**
    - Peak Luminosities from  $5 \times 10^{31}$  to  $2 \times 10^{32} \text{ cm}^{-2}\text{s}^{-1}$
    - First 100 days of operation  $\sim 100 \text{ pb}^{-1}$
    - Next 100 days of operation  $\sim 200 \text{ pb}^{-1}$
- Large Uncertainties: somewhere between 100 – 500  $\text{pb}^{-1}$  ?

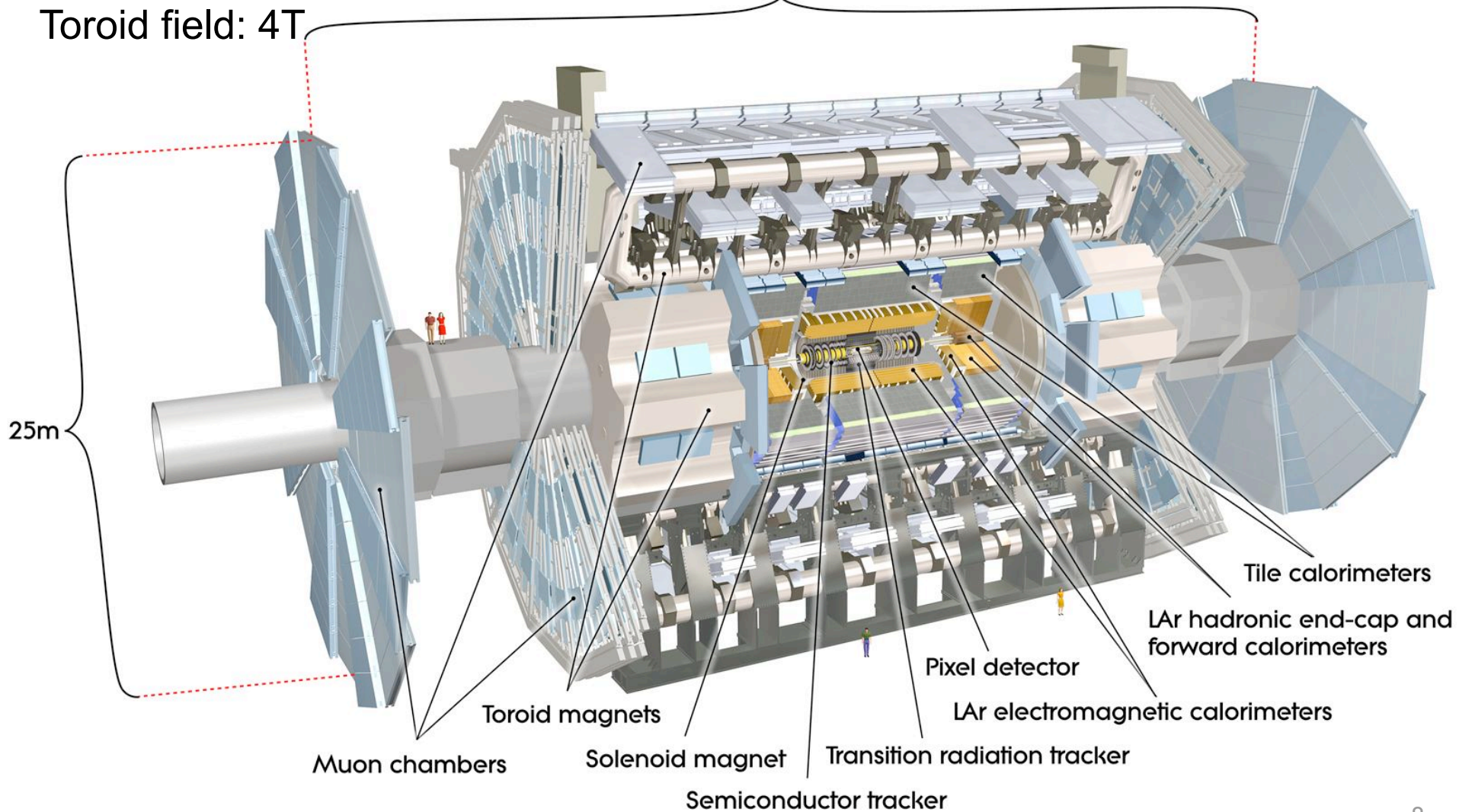
# The ATLAS collaboration



# The ATLAS Detector

Solenoid field: 2T  
Toroid field: 4T

44m



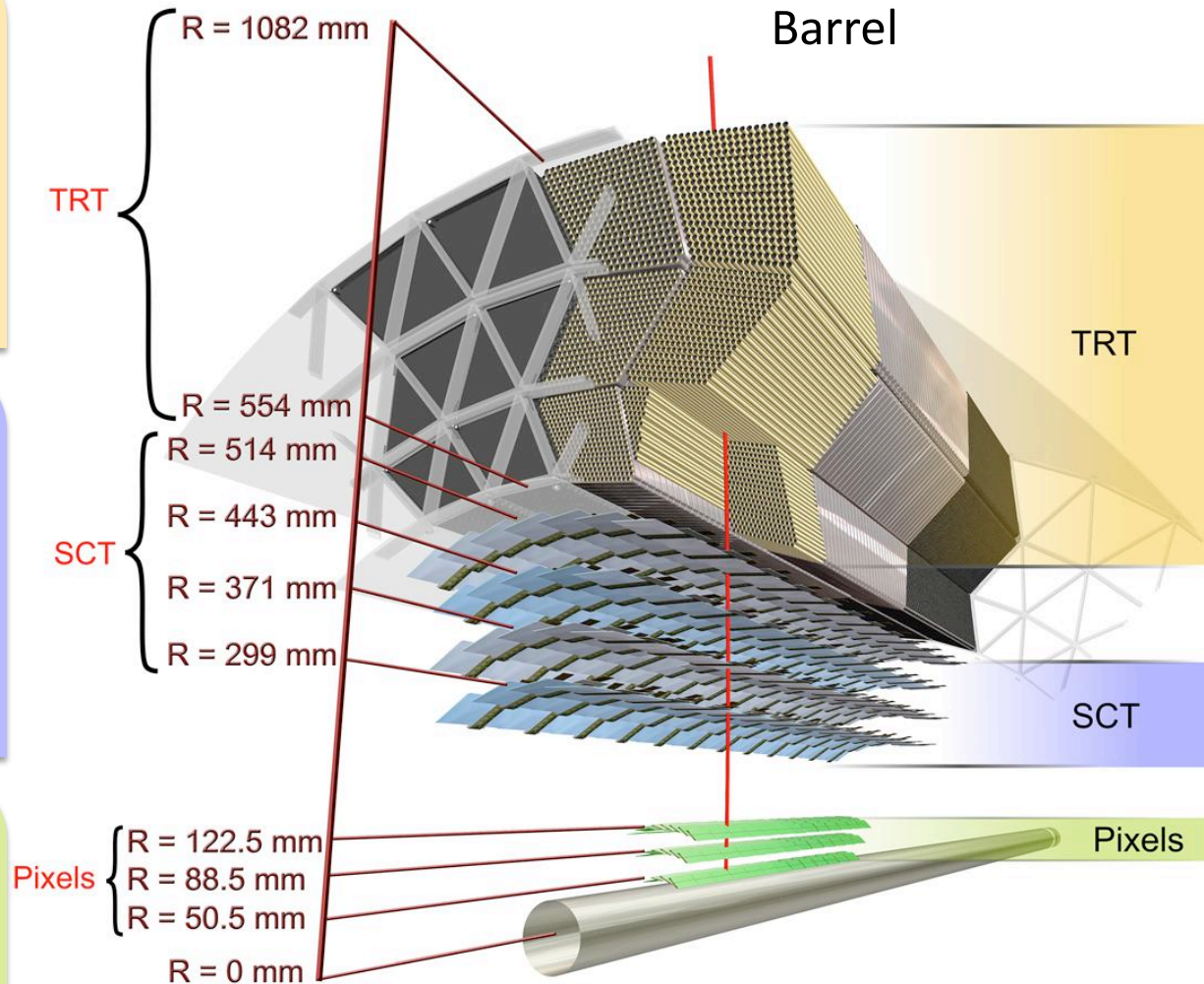


# Inner Detector

- Straw tracker + Transition Radiation
- 4mm diameter straws with 35  $\mu\text{m}$  anode wire
- Layers: 73 in Barrel (axial) 2x160 in Endcap (radial)

- 4(9) double layers in Barrel/Endcap
- 4088 modules, 6M chan., strips 80  $\mu\text{m}$
- Resolution 17 x 580  $\mu\text{m}$

- 3 layers in Barrel and Endcap
- Pixel size 50 x 400  $\mu\text{m}$
- Resolution 10 x 110  $\mu\text{m}$
- 80 M channels



# Inner Detector Status

- Pixel
  - 80 Million channels, # of dead channels 1.6%
  - Hit efficiency  $\sim 99.8\%$
  - Noise occupancy  $\sim 10^{-10}$
- SCT
  - 6 Million channels,  $> 99\%$  of modules operational
  - Noise occupancy: Barrel:  $4.4 \times 10^{-5}$  ; Endcap:  $5 \times 10^{-5}$
  - Hit efficiency  $> 99.5\%$
- TRT
  - e- $\pi$  separation via Transition Radiation:  $0.5 < E < 150$  GeV
  - 98% of the 52k channels operational
- Evaporative cooling (SCT/Pixel)
  - Problematic in 2008, much work ongoing to improve for 2009
  - Expected uptime 96%, rest partly planned stops outside collisions

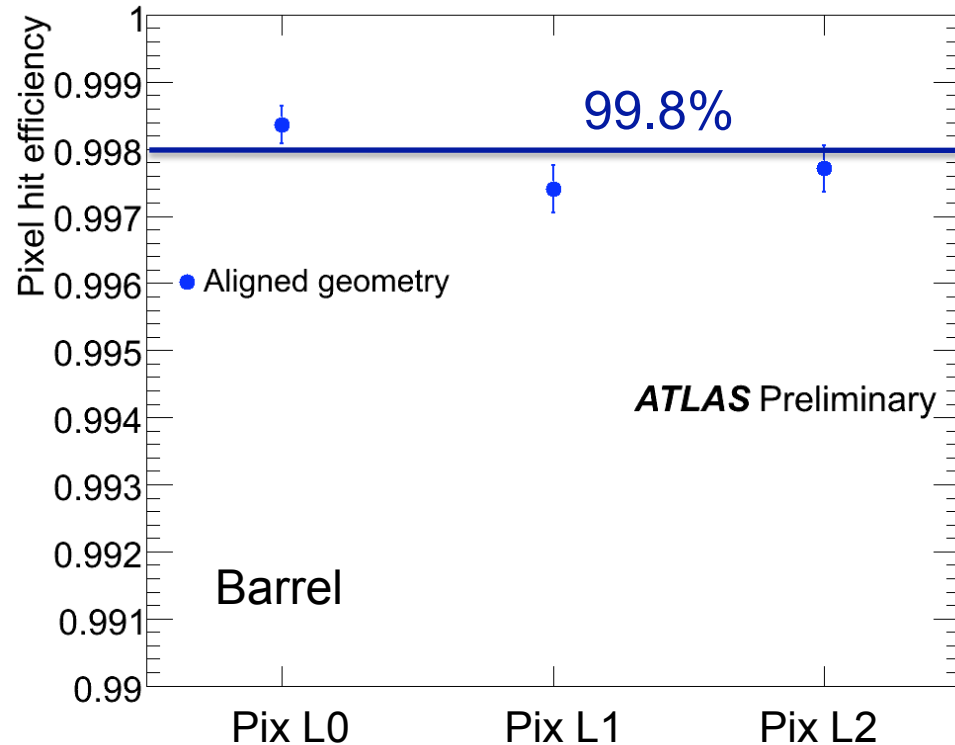
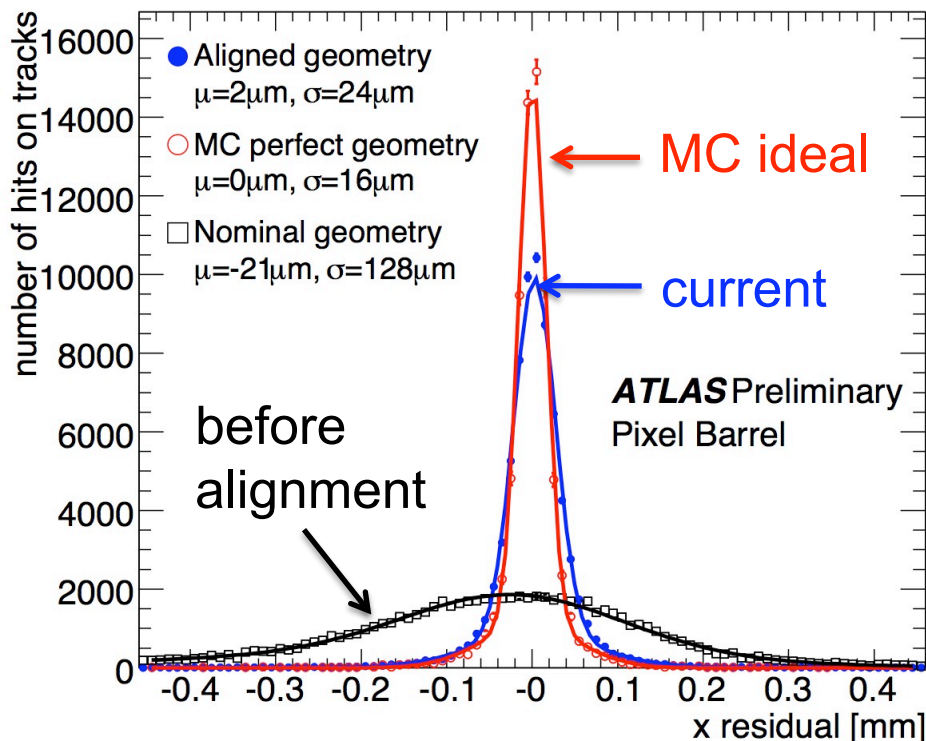


# Pixel Results

Pixel hit efficiency for the barrel layers (for active modules)



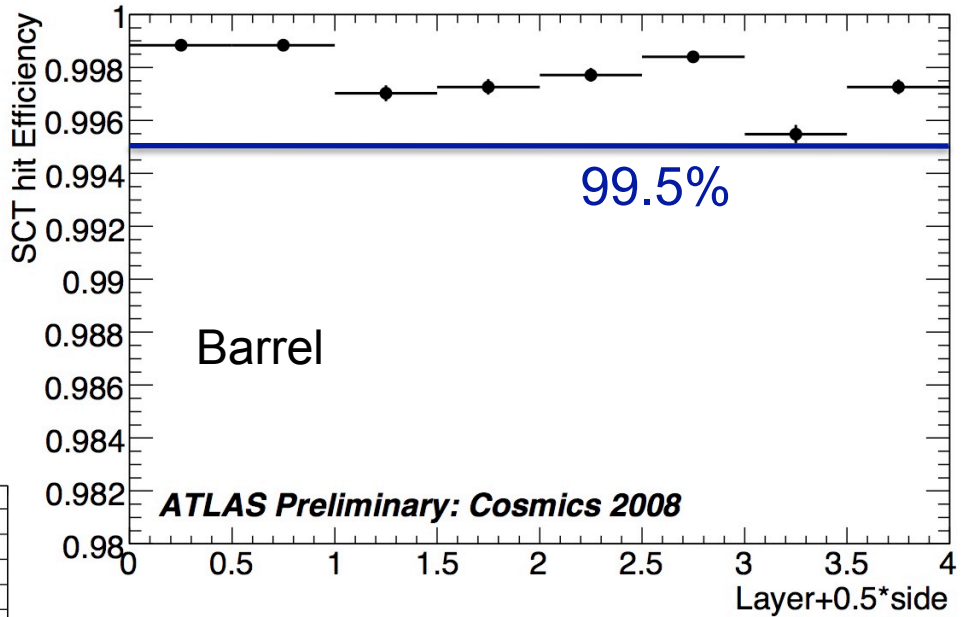
Track residuals for precision coordinate



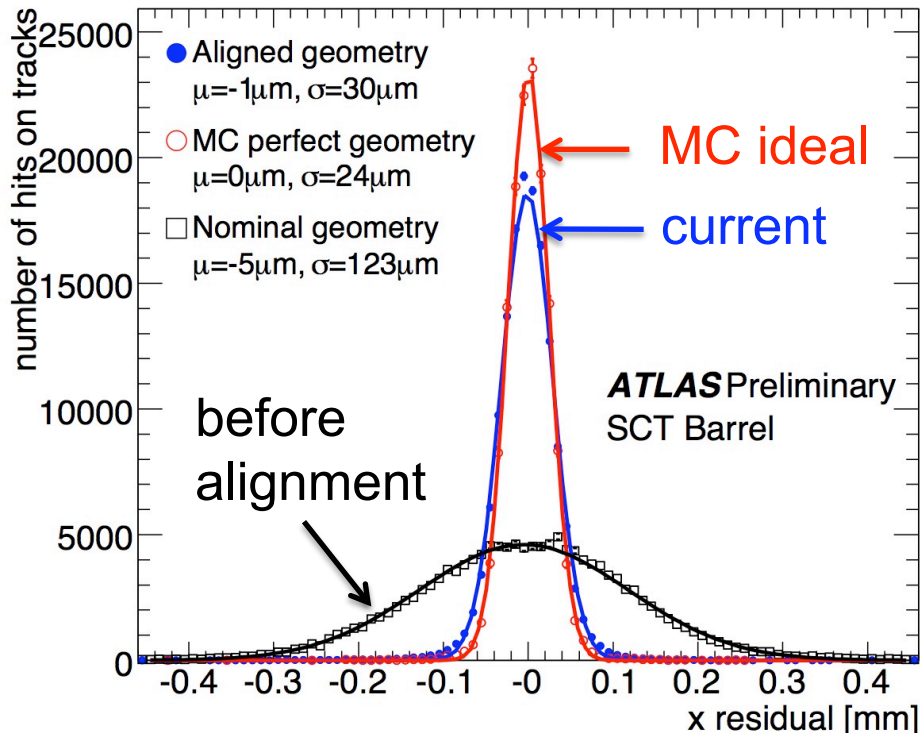
Very high efficiency and good alignment available for 2009/10 running

# SCT Results

SCT hit efficiency for the barrel layers (for active modules)



Track residuals for precision coordinate



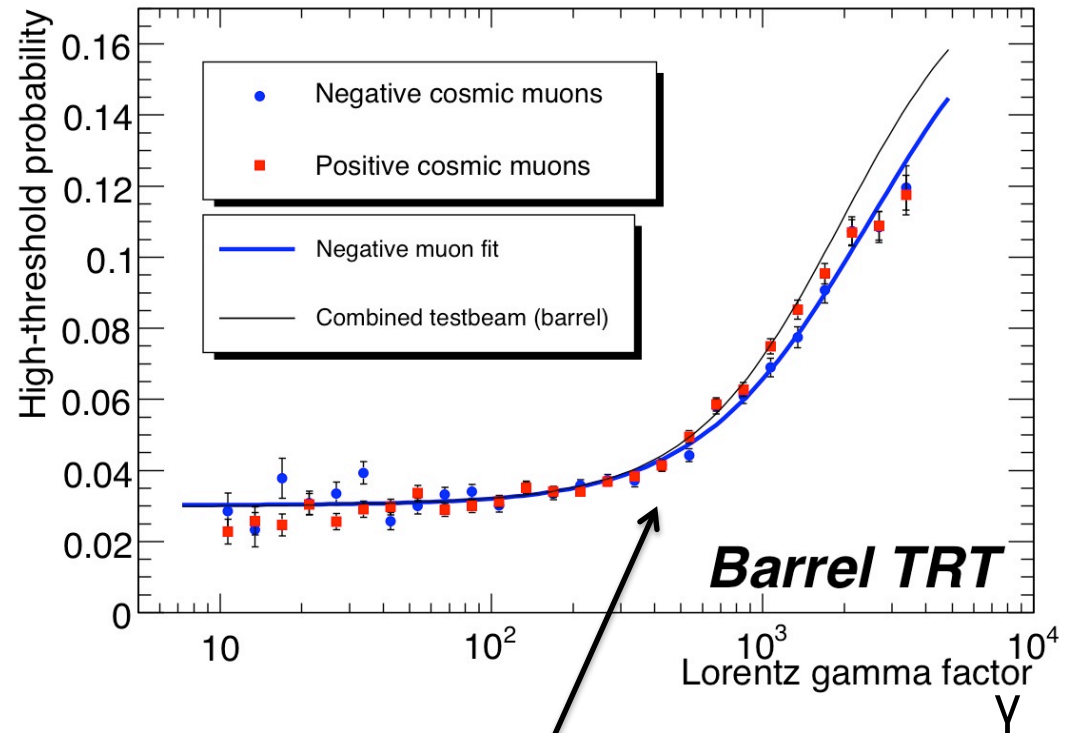
Very high efficiency and good alignment are available going into the 2009/10 running

# Transition radiation in the TRT

Transition radiation (TR) photons generated by radiator foils (boundary of 2 materials with different dielectric constants)

Effect starts at  $\gamma = (E/m) \approx 10^3$   
→ mostly for electron ID

In the TRT, photons are absorbed in chamber gas  
→ large pulse  
→ passes high threshold



Turn-on of TR from cosmic  
at about  $\gamma=10^3$  as expected

# Calorimeter system

- Cu-LAr structure
- $1.5 < |\eta| < 3.2$
- 4 longitudinal samples

LAr hadronic end-cap (HEC)

LAr electromagnetic end-cap (EMEC)

- Pb-LAr accordion
- 3 longitudinal samples  $|\eta| < 2.5$
- Preshower  $|\eta| < 1.8$

LAr electro-magnetic barrel

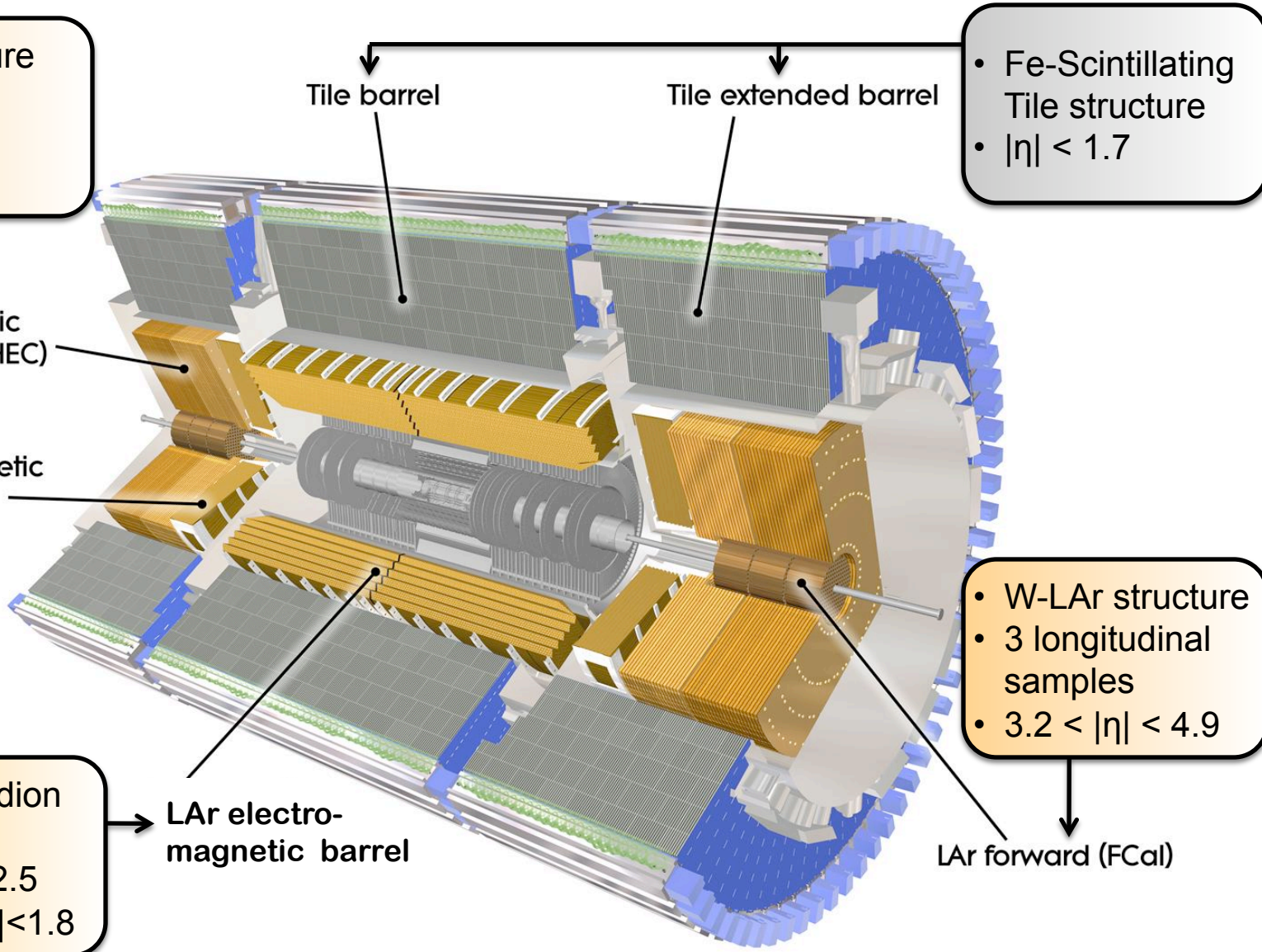
Tile barrel

Tile extended barrel

- Fe-Scintillating Tile structure
- $|\eta| < 1.7$

- W-LAr structure
- 3 longitudinal samples
- $3.2 < |\eta| < 4.9$

LAr forward (FCal)

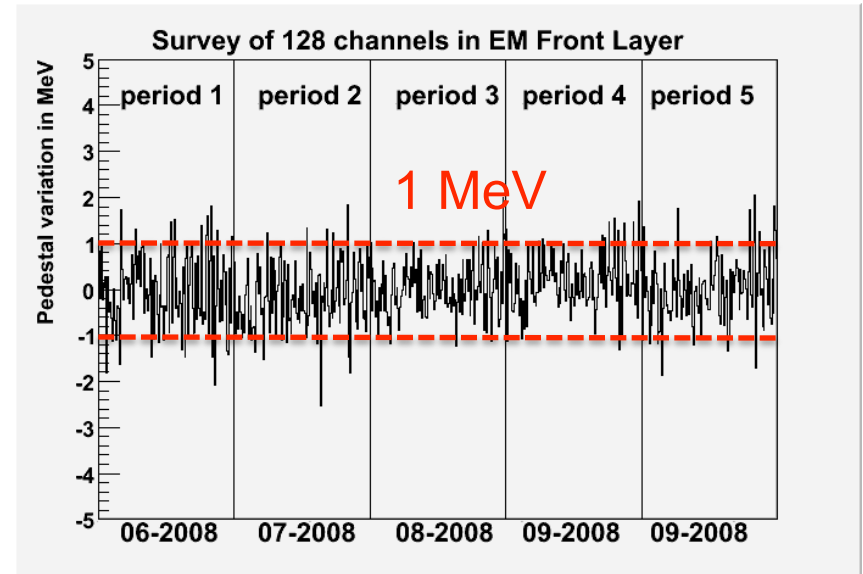


# Calorimeter status

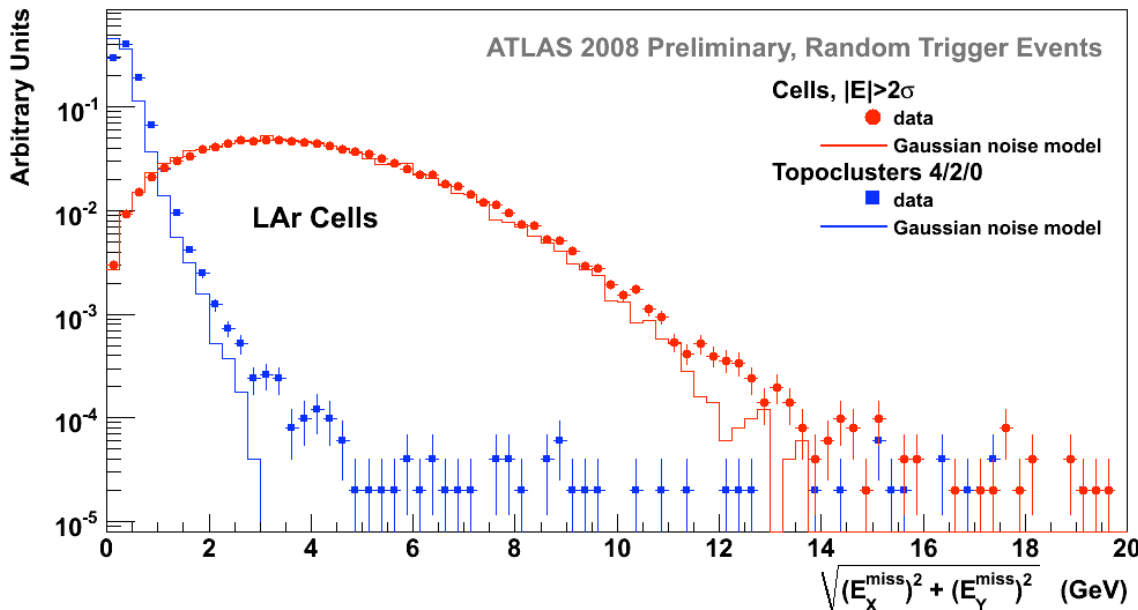
- **LAr calorimeters**
  - Dead channels 0.02% (+0.9% from readout – being fixed)
  - Noisy channels 0.003%
  - Electronic calibration procedure is operational
- **Tile calorimeter**
  - Dead channels: < 1.4% - to be repaired before end of shutdown
  - Calibration system is operational (Cs source, Laser, Charge inj.)
- **L1 calorimeter trigger**
  - Dead channels: <0.4% (+0.3% recoverable in shutdown) of 7200 analogue channels
  - Channels to channel noise suppression allows  $E_T=1\text{GeV}$  cut (aim: 0.5 GeV)

# LAr Results

Pedestal stability for 128 channels of barrel EM strip (or front) layer over a 5 months period



$E_{T,miss}$  reconstruction on randomly triggered events using cells or topological clusters



Very good stability and understanding of reconstruction and noise behaviour

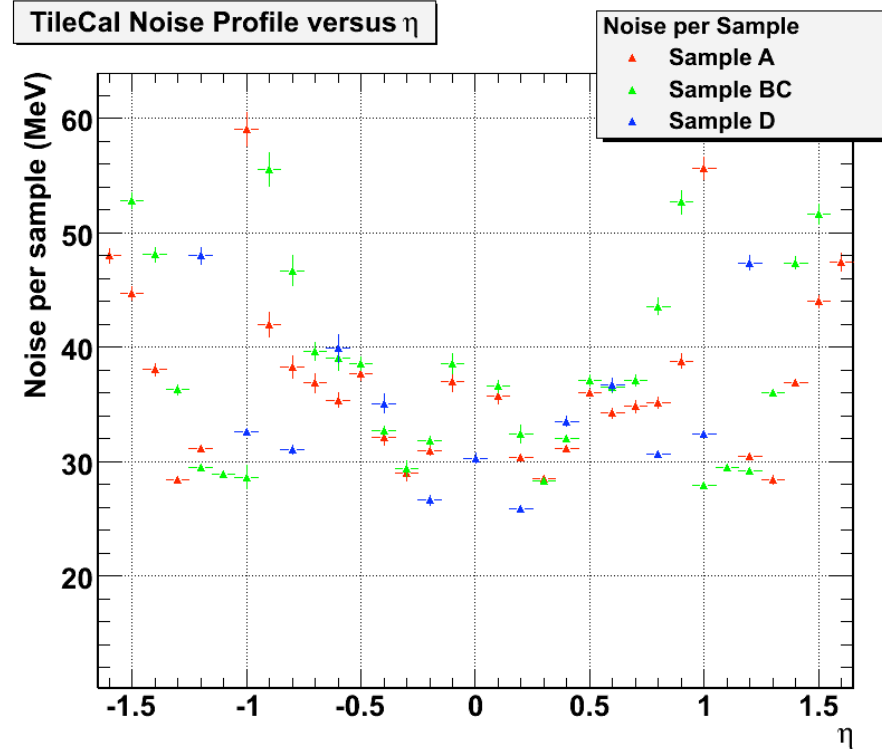
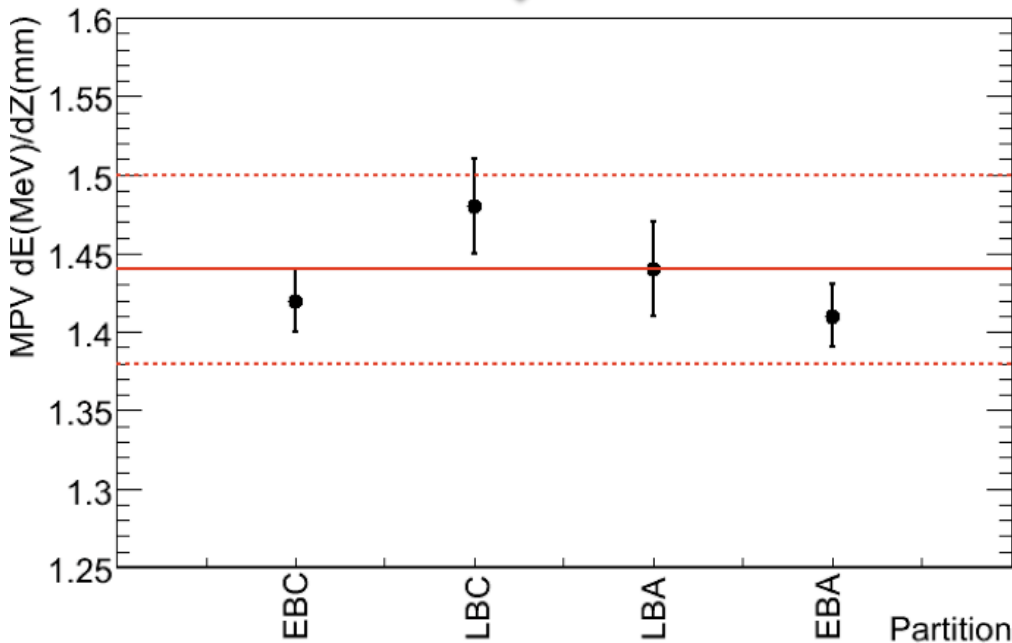


# Tile results

Tile calorimeter noise measured during first beam period (results compatible with those obtained in cosmic running)



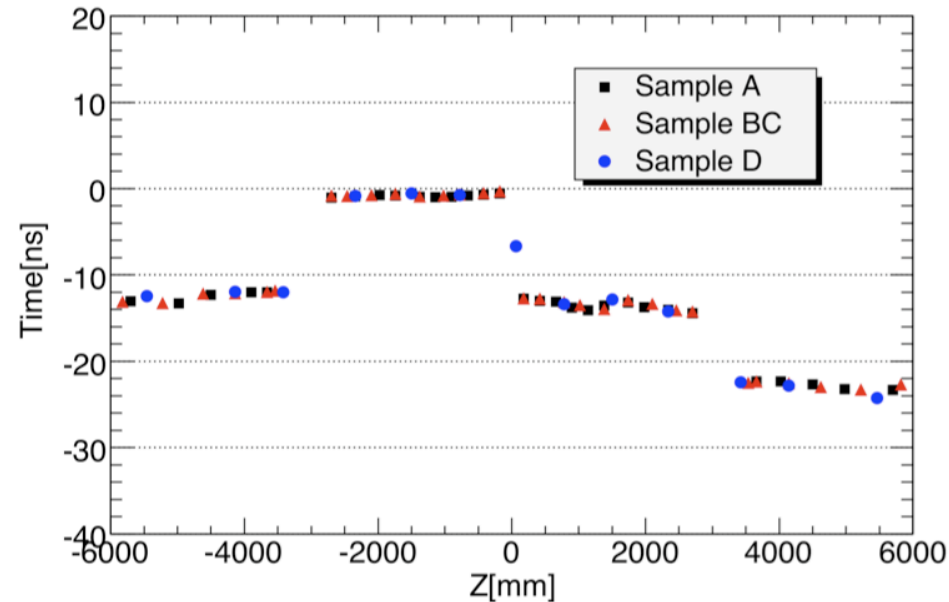
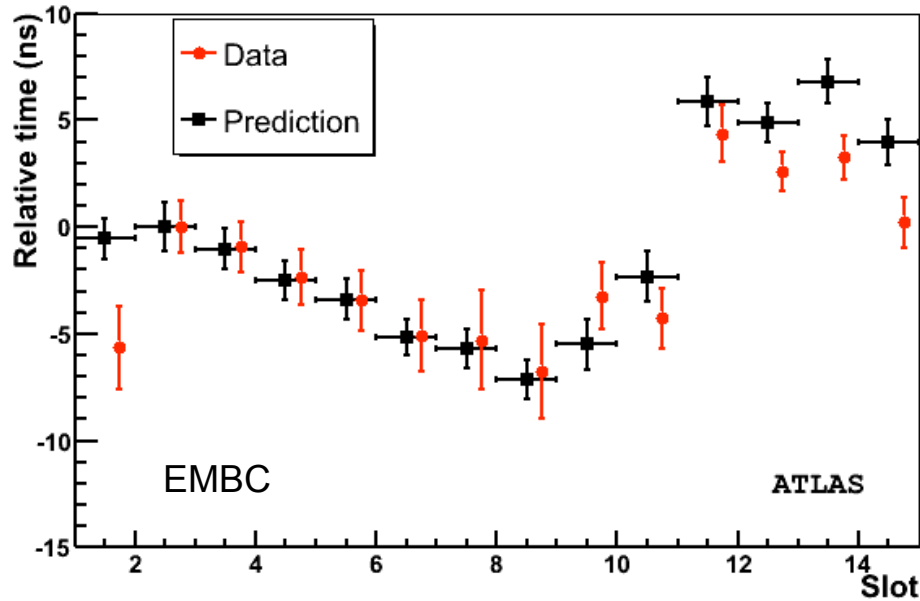
Muon dE/dz from horizontal muons during single beam running



Low noise, uniform response, well understood calibration

# Calorimeter timing with beam events

Checks on calorimeter signal timing using horizontal muons and hadrons (halo muons or beam splash events)



## LAr physics vs calibration pulse timing

- Obtain timing from calibration pulses
- Predict signal timing (TOF, cables)
- Agreement mostly better than 2 ns for the whole LAr calorimeter

## Tile signal timing

- Obtain timing from calibration pulses
- Dispersion within partition < 2ns
- Inter-partition differences (< 1BC) adjusted using this data

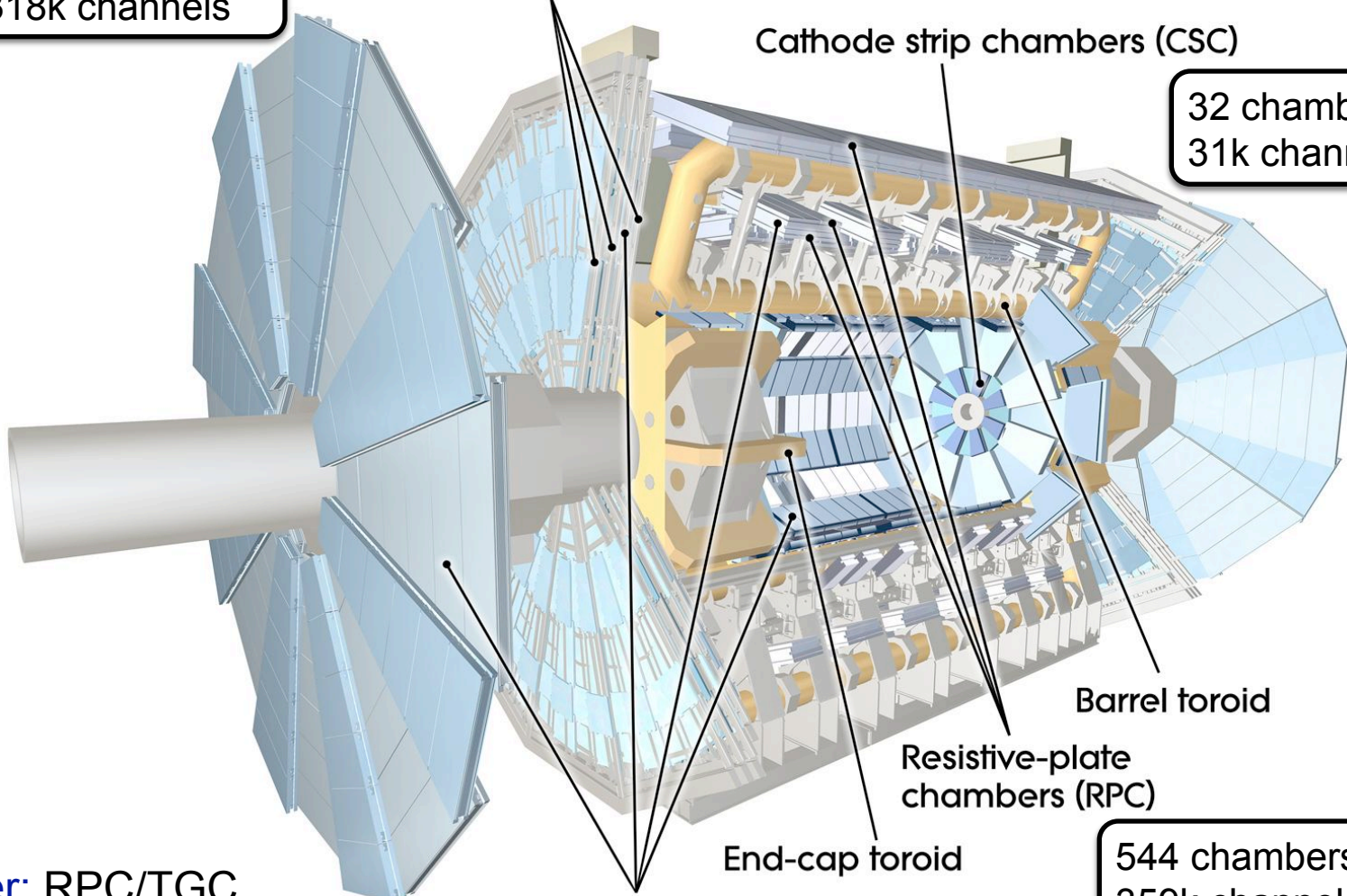
# Muon system

3588 chambers /  
318k channels

Thin-gap chambers (TGC)

Cathode strip chambers (CSC)

32 chambers /  
31k channels



Barrel toroid

Resistive-plate  
chambers (RPC)

End-cap toroid

Monitored drift tubes (MDT)

1088 chambers / 339k channels

544 chambers /  
359k channels

Trigger: RPC/TGC  
Precision: MDT/CSC

# Muon system status

## Precision chambers

spatial resolution 35-40  $\mu\text{m}$

- MDT (barrel/endcap)
  - 99.8% of chambers operational
  - Dead channels 0.2% (+0.5% recoverable)
- CSC (small wheel)
  - All chambers operational
  - Dead channels 1.5%
- Optical alignment system (12232 sensors)
  - 99.7% (barrel), 99% (endcap) operational

## Trigger chambers

spatial resolution 5-10 mm

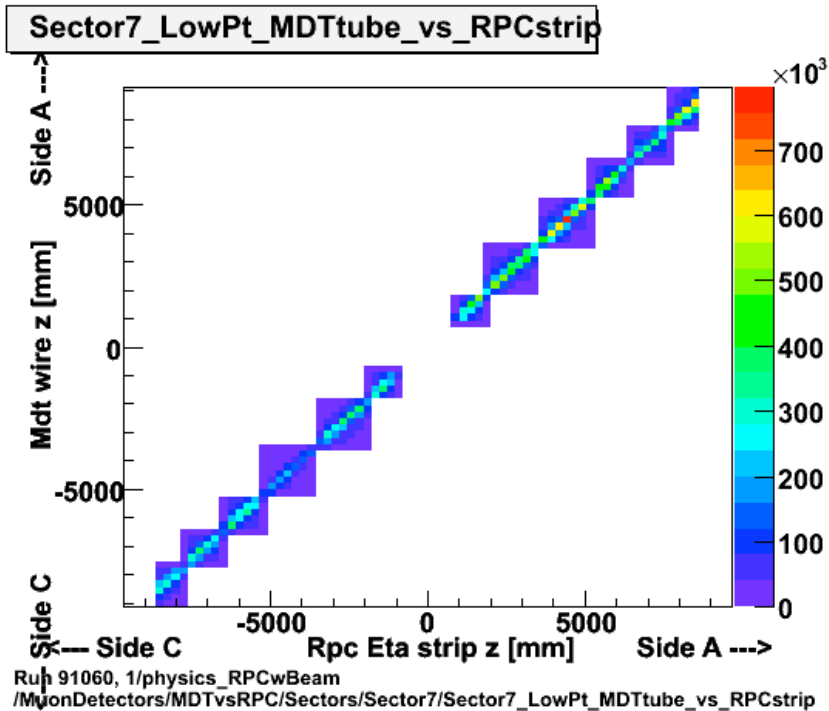
time resolution < 1 BC

- RPC (trigger chambers, barrel)
  - 70% operational (goal 2009: 98%)
  - Dead strips < 2%, hot strips < 1%
- TGC (trigger chambers, endcap)
  - 99.8% of chambers operational
  - Noisy channels < 0.02%

## Muon system standalone resolution

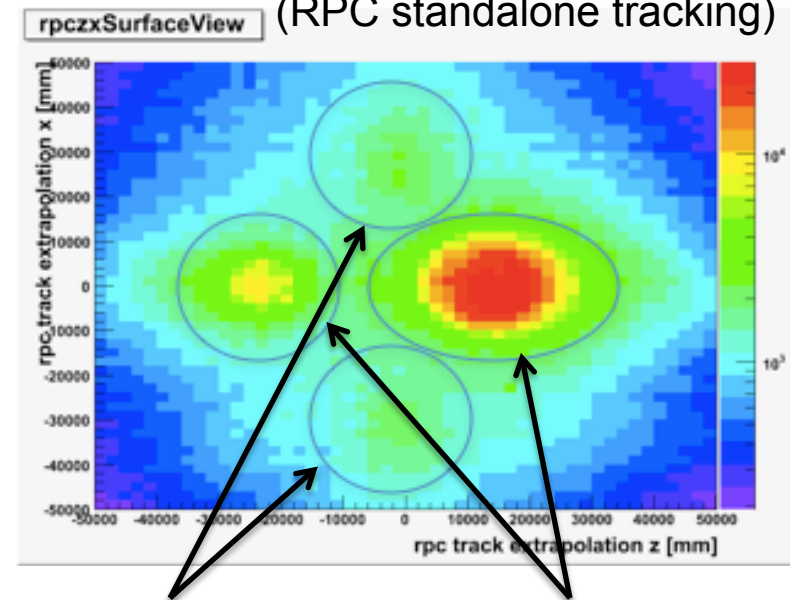
$\Delta p_T/p_T < 10\%$  up to 1 TeV

# Muon spectrometer



Very good correlation between RPC (trigger chambers) and MDT (precision chambers) hits

X-ray of the ATLAS cavern with cosmic muons (RPC standalone tracking)



Optical alignment system

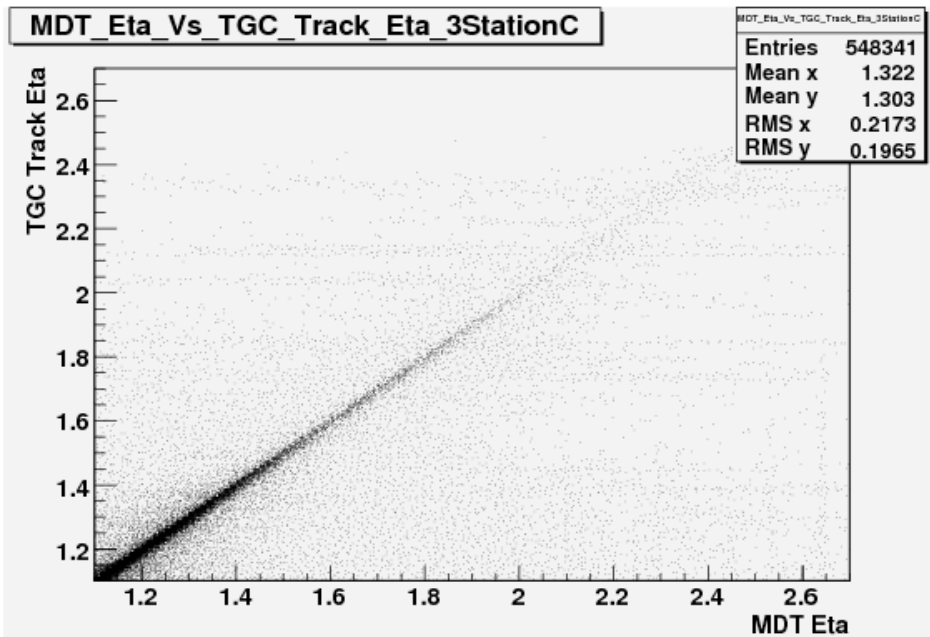
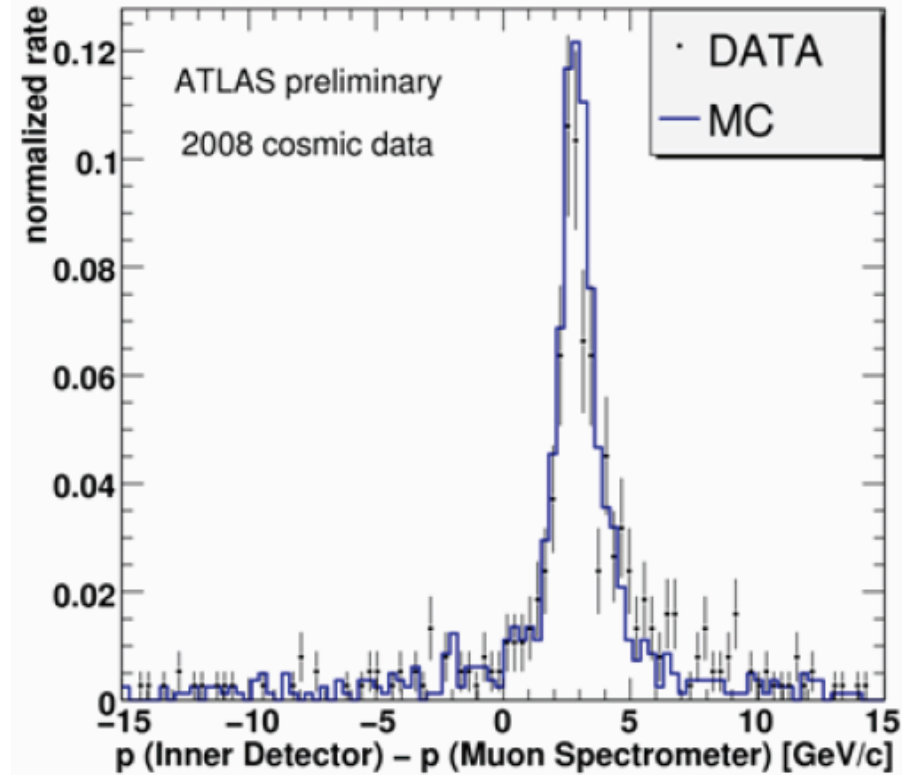
- Dead channels < 1%
- End-cap: 40  $\mu\text{m}$   $\rightarrow$  o.k.
- Barrel: 250  $\mu\text{m}$   $\rightarrow$  in progress

# Muon spectrometer cont.

Momentum difference between ID and lower muon spectrometer  
(due to momentum loss in calorimeters)



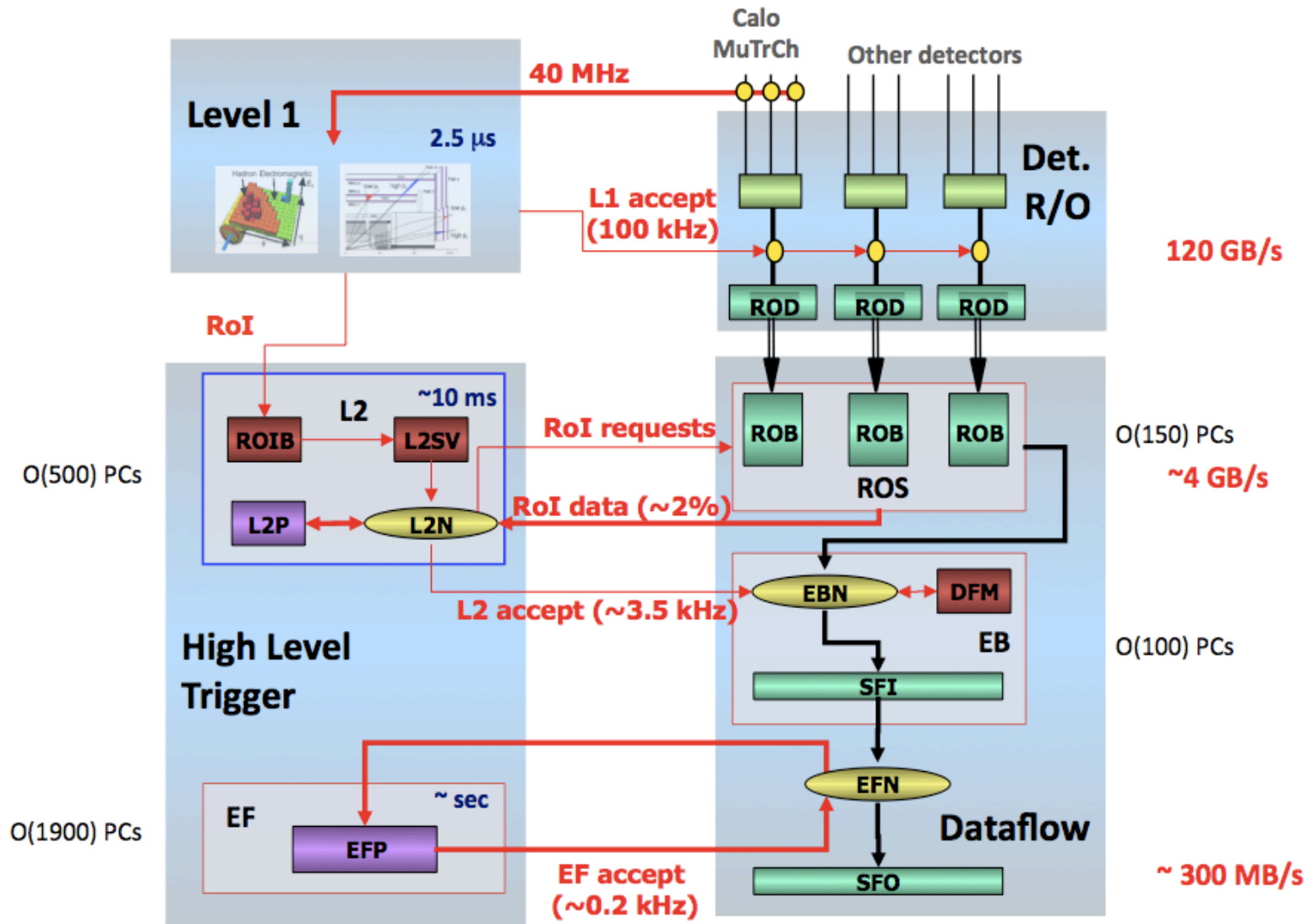
Correlation endcap trigger (TGC) and precision (MDT) chambers



Muon tracking is working well standalone and in conjunction with ID




# Trigger and DAQ



# TDAQ status

- **DAQ (ROS, EB, SFO)**
  - 100% of final system available
  - Delivered 2x design rate of event throughput with 5 SFOs
- **First level trigger (L1)**
  - System completely installed
  - Rate with full system tested up to 40kHz
  - Fine timing in progress
- **High level trigger (L2 + Event Filter)**
  - ~850 nodes in 27 racks (8 cores@2.5GHz)
  - Capable to handle 50% of 75 kHz input rate currently
  - Final system 500 L2 + 1800 EF nodes
  - Flexible node assignment L2  $\leftrightarrow$  EF to react to run situations



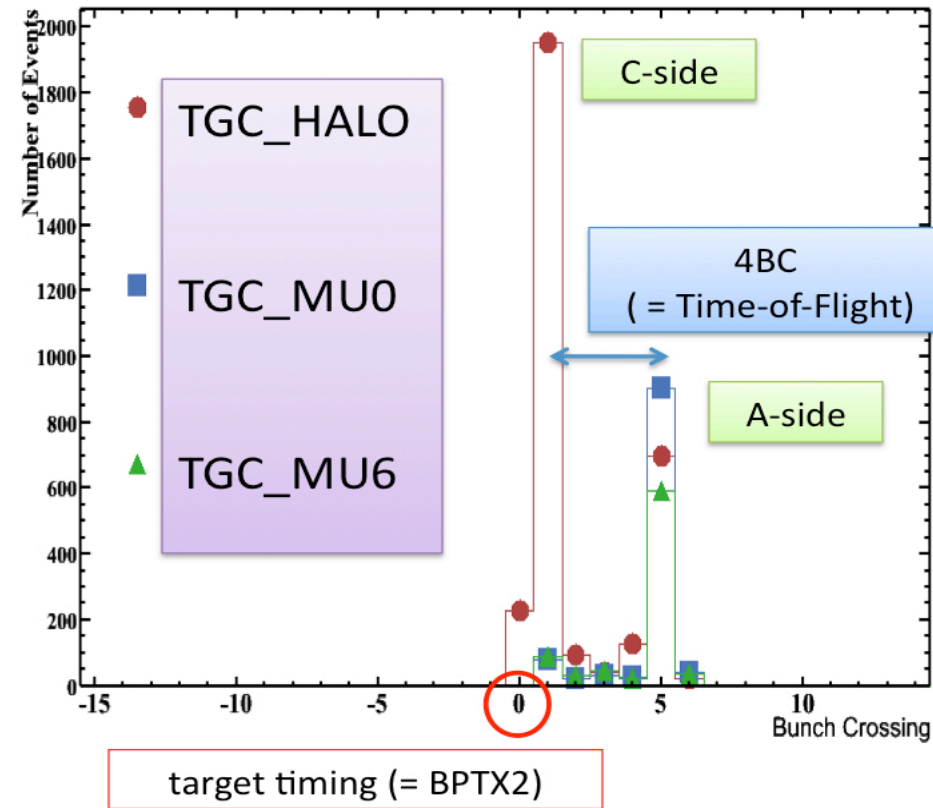
L1 central trigger



HLT farm

# L1 Trigger results

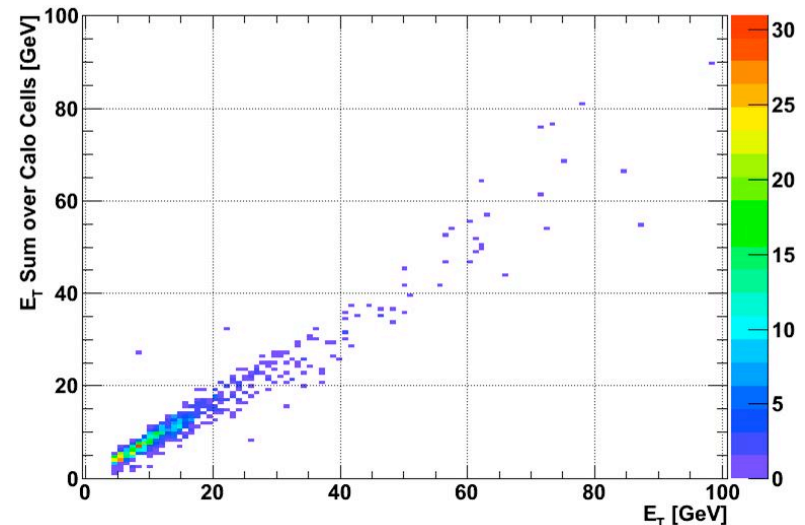
First BC with Fired Trigger



L1Calo trigger tower (x) vs. calorimeter full readout (y), Spread will decrease with full calibration

Muon endcap (TGC) trigger timing from beam data

- Difference in endcap timing due to expected difference in ToF
- Timing good to  $\sim 1$ BC (narrow peaks)



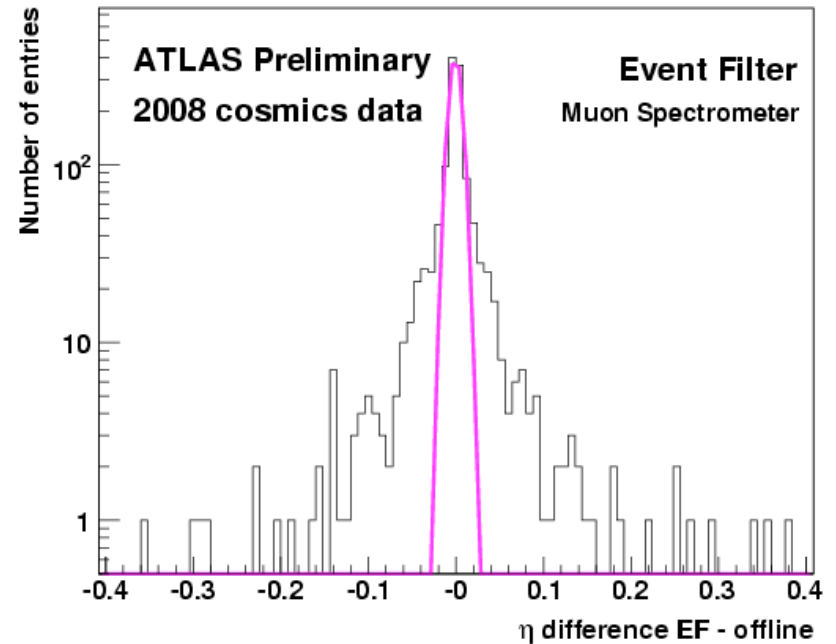
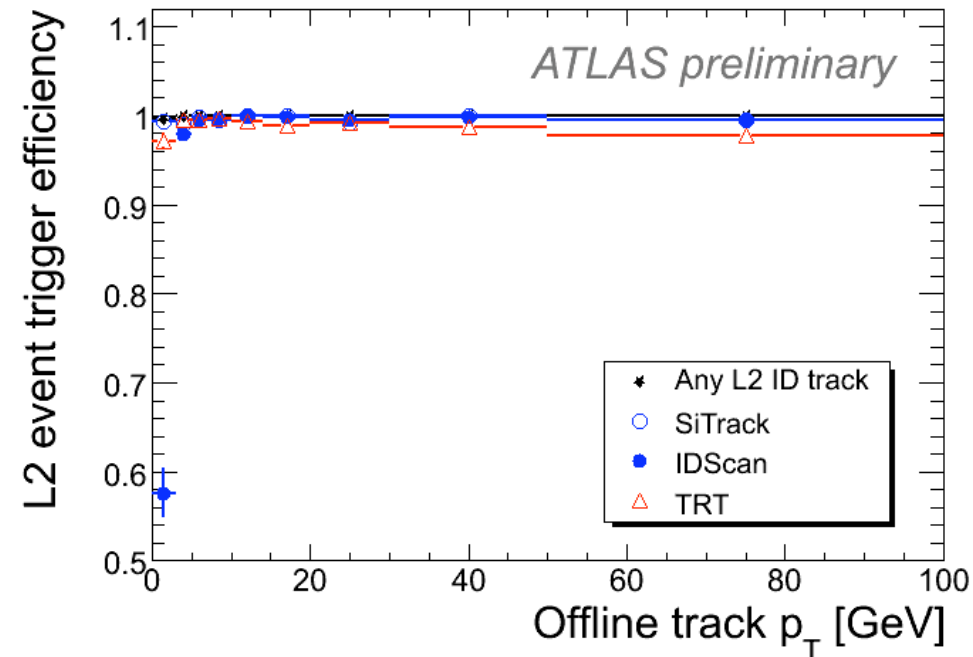
# HLT results

## L2 track trigger efficiency

- Inner detector tracks
- Relative to offline reconstructed tracks, using one arm of through going cosmic ray track as reference

## Muon trigger vs muon reconstructed

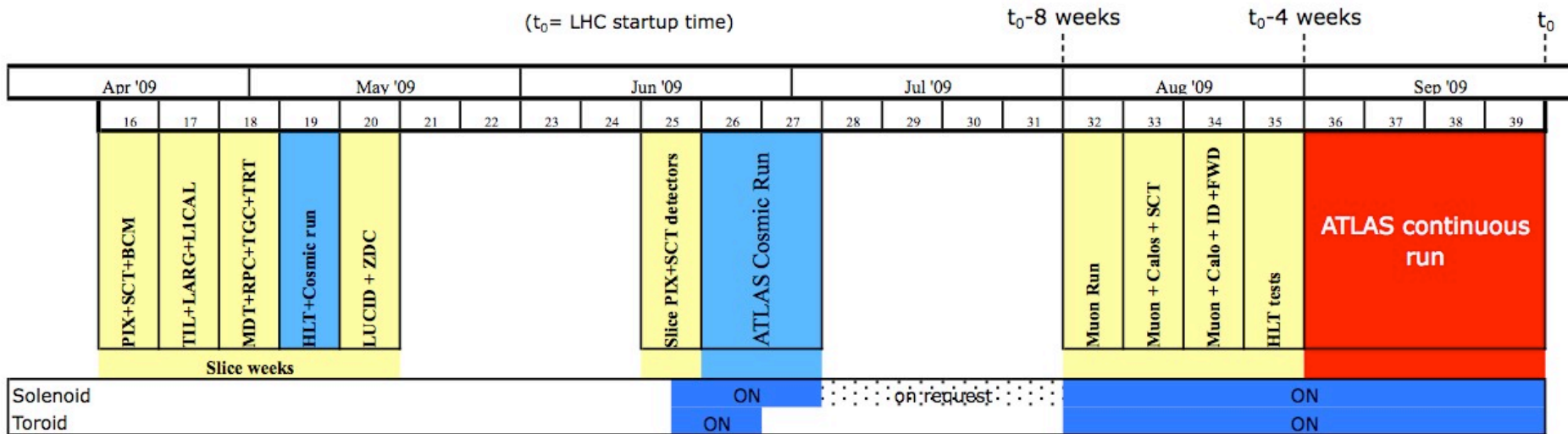
- Event filter muon track compared to offline reconstructed muon (in  $\eta$ )
- Tails due to slightly different configuration online vs offline



Width of fitted Gaussian = 0.007

# Ongoing (re-)commissioning

Run Plan over the next few months (version 1.4):



Very intense programme of:

- Confirming repairs, recoveries, improvements
- Bringing in some remaining components
- Achieve smooth running before beam later this year

# Conclusions

- ATLAS will enter the 2009/10 running period with:
  - Very few dead channels – only about 1% not functional
  - Low and well understood noise
  - Much progress in calibration and alignment
- With of course the ultimate test still to come ...
- Tremendous amount of work is still ongoing to:
  - finish the shutdown work
  - Re-assemble ATLAS into a smoothly running experiment in time for the beam



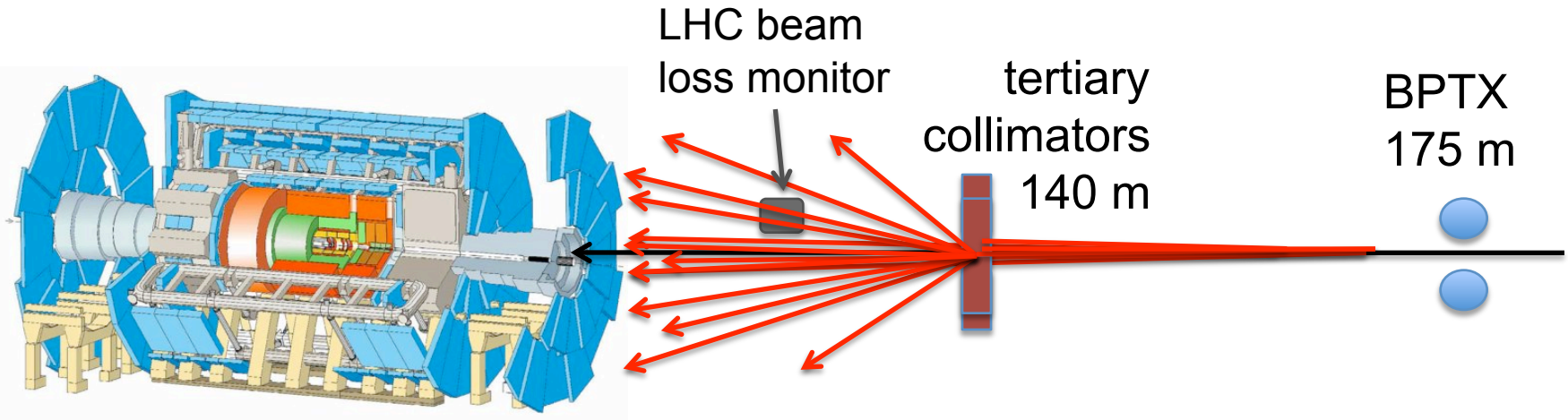
**Additional Slides**

# ATLAS required performance

Detector component	Required resolution	$\eta$ coverage	
		Measurement	Trigger
Tracking	$\sigma_{p_T}/p_T = 0.05\% p_T \oplus 1\%$	$\pm 2.5$	
EM calorimetry	$\sigma_E/E = 10\%/\sqrt{E} \oplus 0.7\%$	$\pm 3.2$	$\pm 2.5$
Hadronic calorimetry (jets) barrel and end-cap forward	$\sigma_E/E = 50\%/\sqrt{E} \oplus 3\%$	$\pm 3.2$	$\pm 3.2$
	$\sigma_E/E = 100\%/\sqrt{E} \oplus 10\%$	$3.1 <  \eta  < 4.9$	$3.1 <  \eta  < 4.9$
Muon spectrometer	$\sigma_{p_T}/p_T = 10\%$ at $p_T = 1$ TeV	$\pm 2.7$	$\pm 2.4$

**Table 1.** General performance goals of the ATLAS detector. Note that, for high- $p_T$  muons, the muon-spectrometer performance is independent of the inner-detector system. The units for  $E$  and  $p_T$  are in GeV.

# Going into beam op. Sep 10<sup>th</sup>



## ATLAS was ready for first beam:

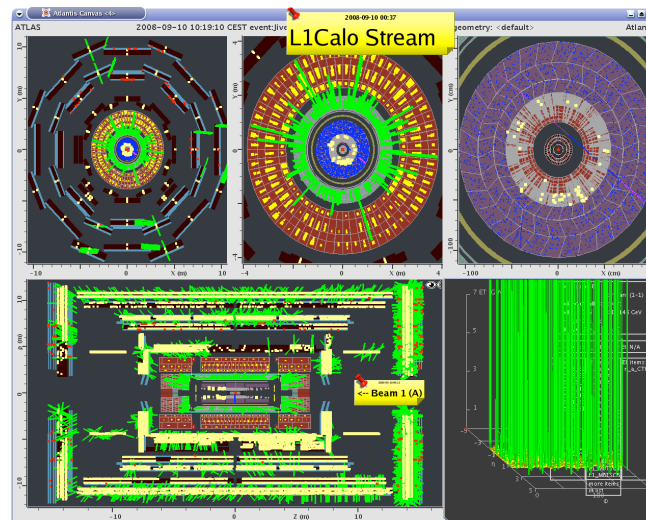
- Muon system (MDT, RPC, TGC) on at reduced HV
- LAr (-FCAL HV), Tile on
- TRT on, SCT reduced HV, Pixel off
- BCM, LUCID, MinBias Scint. (MBTS), Beam pickups (BPTX)
- L1 trigger processor, DAQ up and running, HLT available (but used for streaming only)

## LHC start-up scenario:

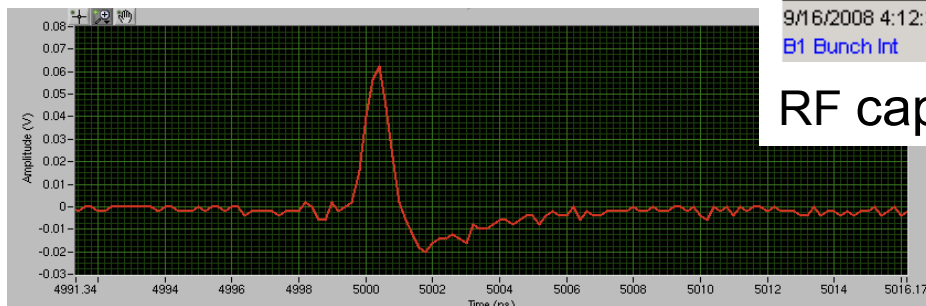
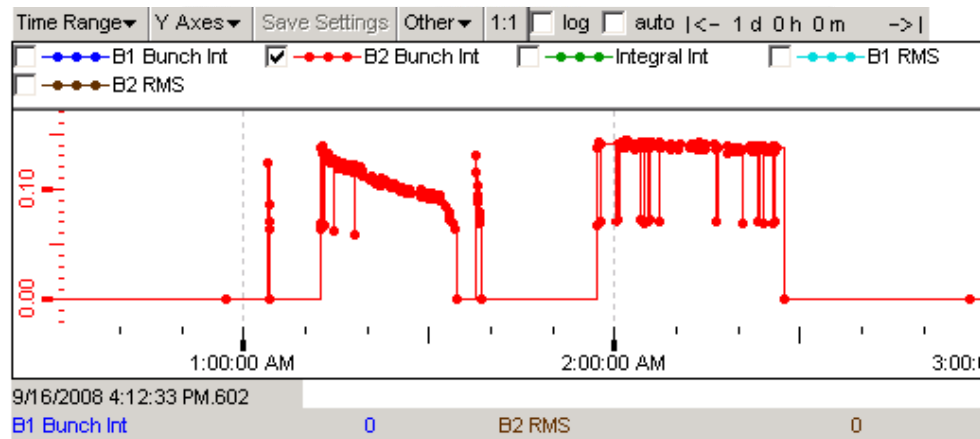
- Go step-by-step, stopping beam on collimators, re-align with centre
- Open collimator, keep going
- Last collimator before beam through ATLAS – tertiary collimators (protection of triplets)
- **Splash** event from these collimators for each beam shot with collimator closed

# Strategy for first beam / first signals

- Splash events are first
  - only 10 shots expected – not enough time to set up BPTX
  - Rely on small radius triggers with well defined cosmics timing (L1Calo + MBTS)
  - **Catch the first events!**



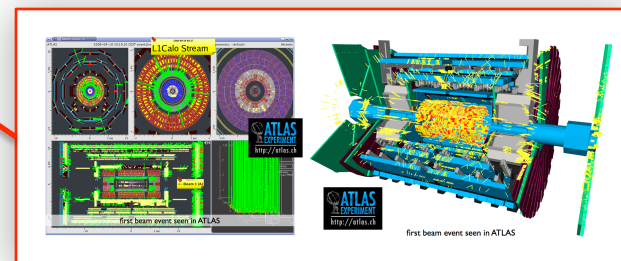
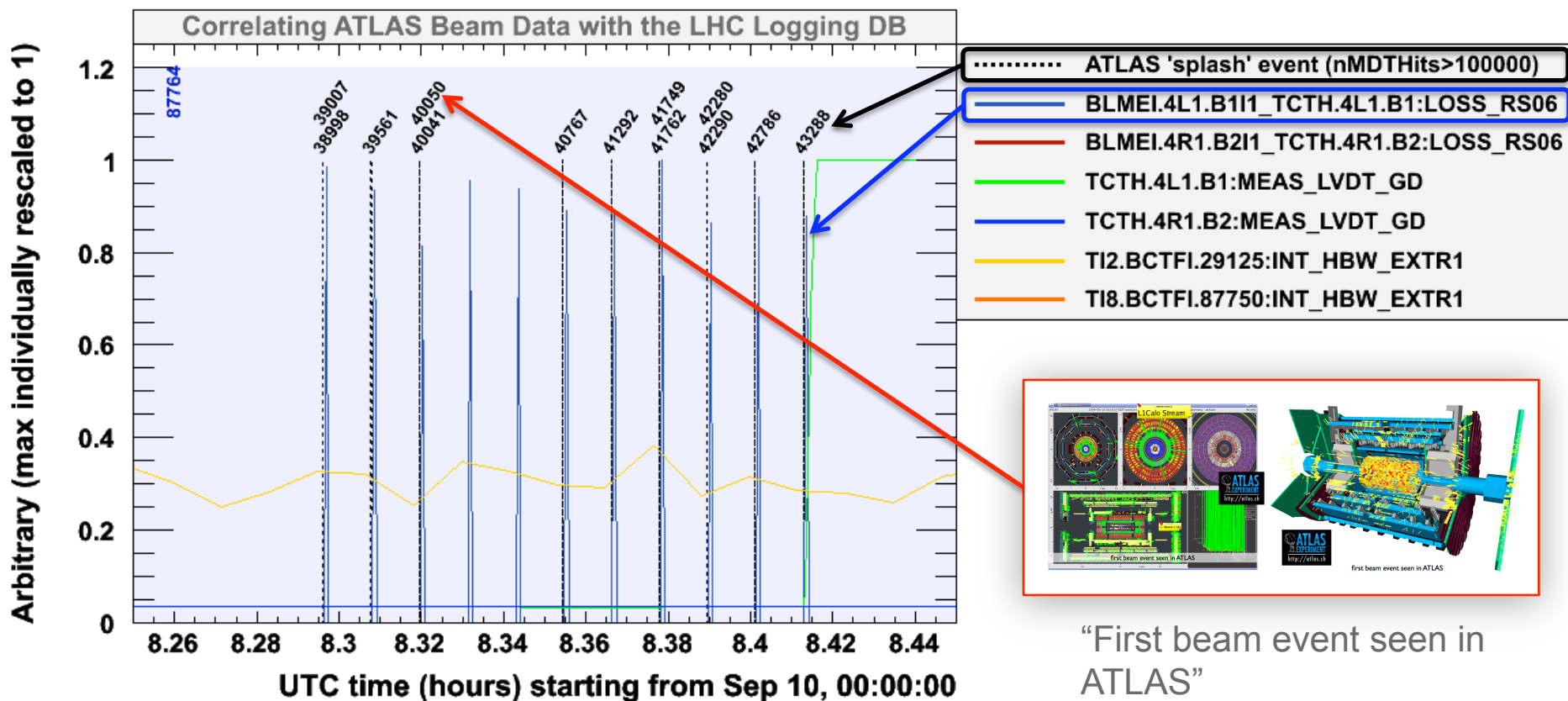
- Start timing in Beam Pickups (our timing reference) rapidly to trigger on through-going beam
  - First signal seen in ATLAS
  - **Multi-turns!**



RF captured beam for > 20 min on day 2!

**Worked out nicely, with very stable data taking**

# The first events – did we get them?



“First beam event seen in ATLAS”  
(not quite !)

Zoom into the first beam ‘splash’ activity with beam-1 closed collimator, recorded in run 87764.

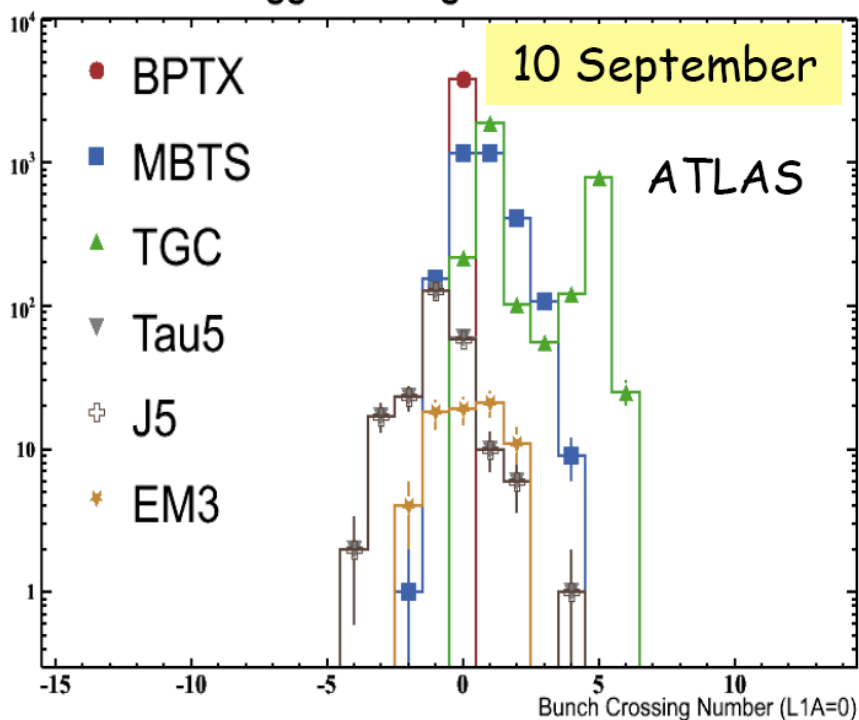
Of 11 beam ‘splashes’ (solid-blue), 9 have been triggered (ATLAS events are dashed-black, the event numbers are indicated).



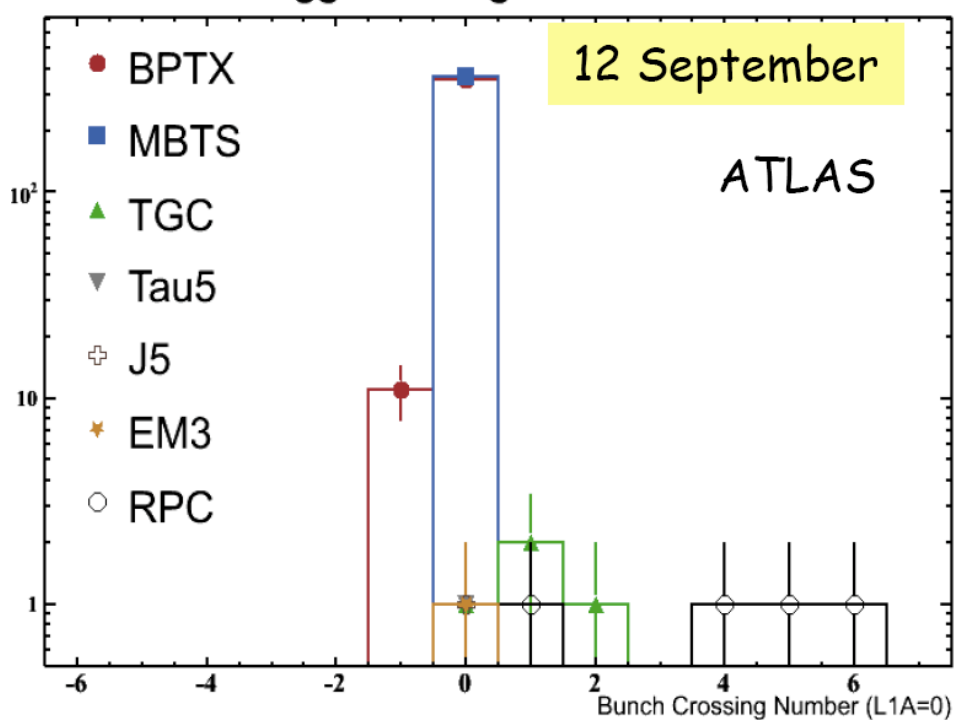
# Timing of the trigger inputs

Intense programme of timing adjustments of trigger inputs

Relative Trigger Timing in Run 87863



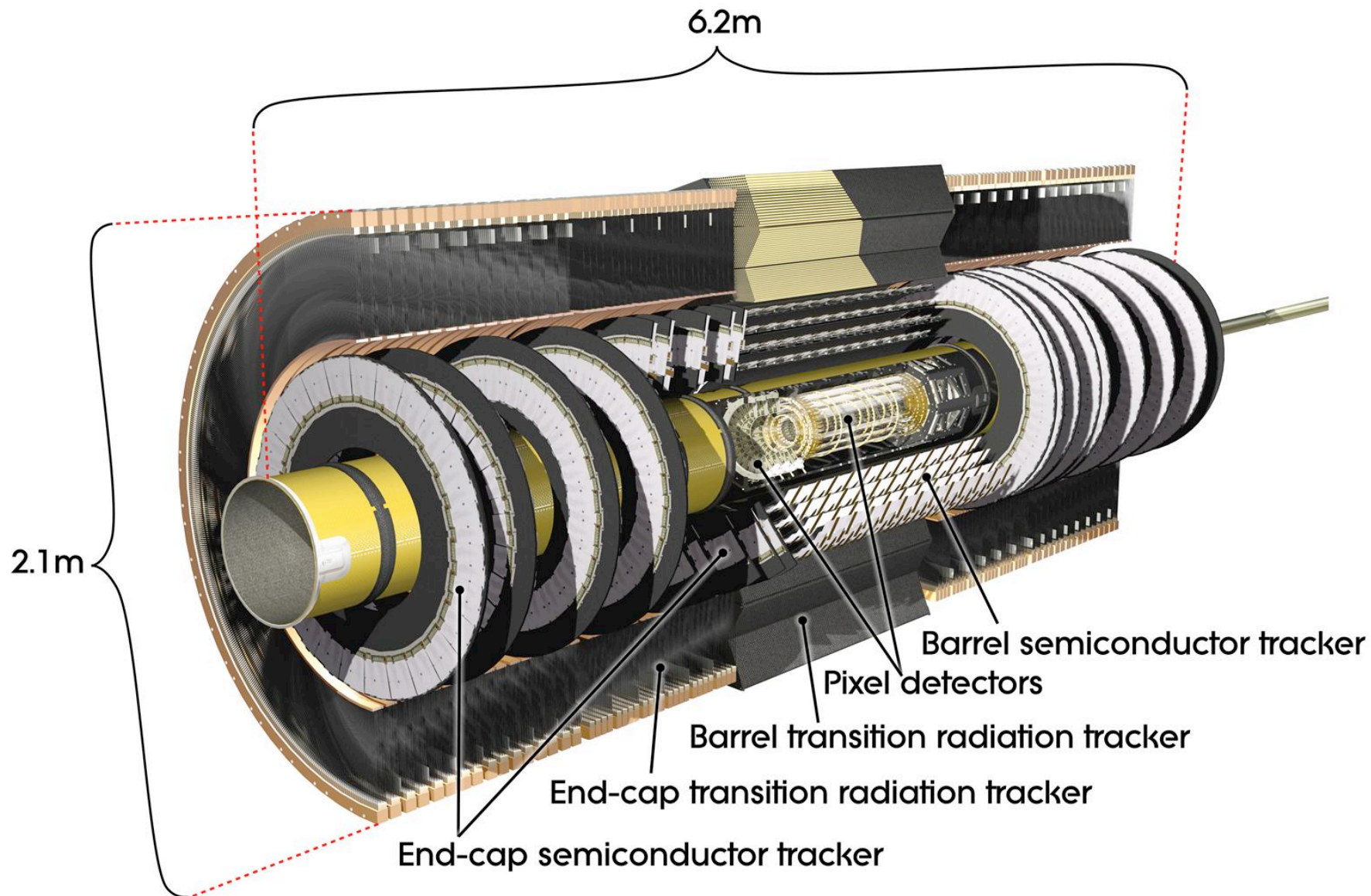
Relative Trigger Timing in Run 88128



1 BC = 25 ns


Only about 30 hours of  
(any kind of) beam in 2008 ...

# Inner Detector



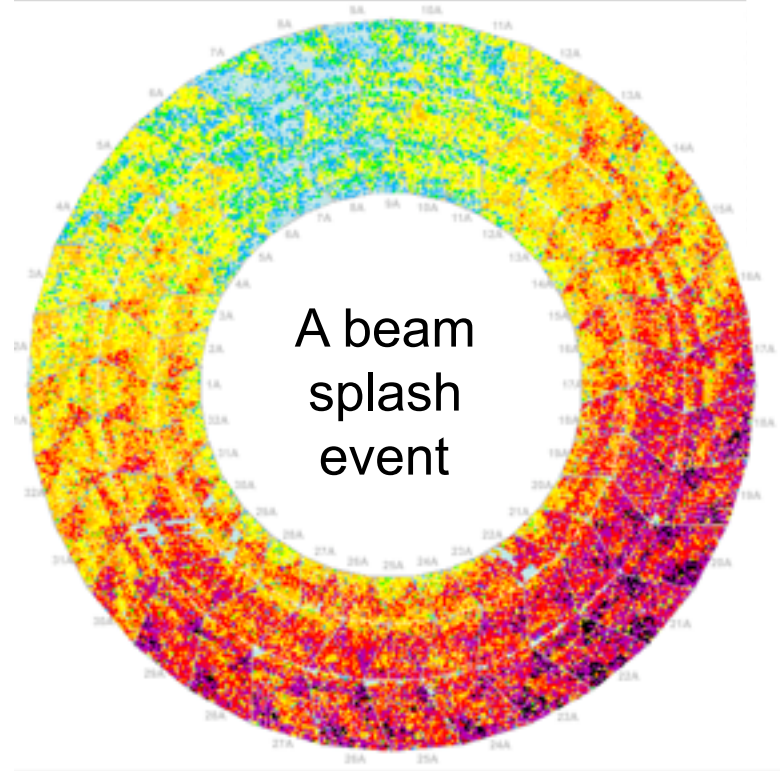
# The TRT as ...

## Bubble chamber



Occupancy ~ 1%

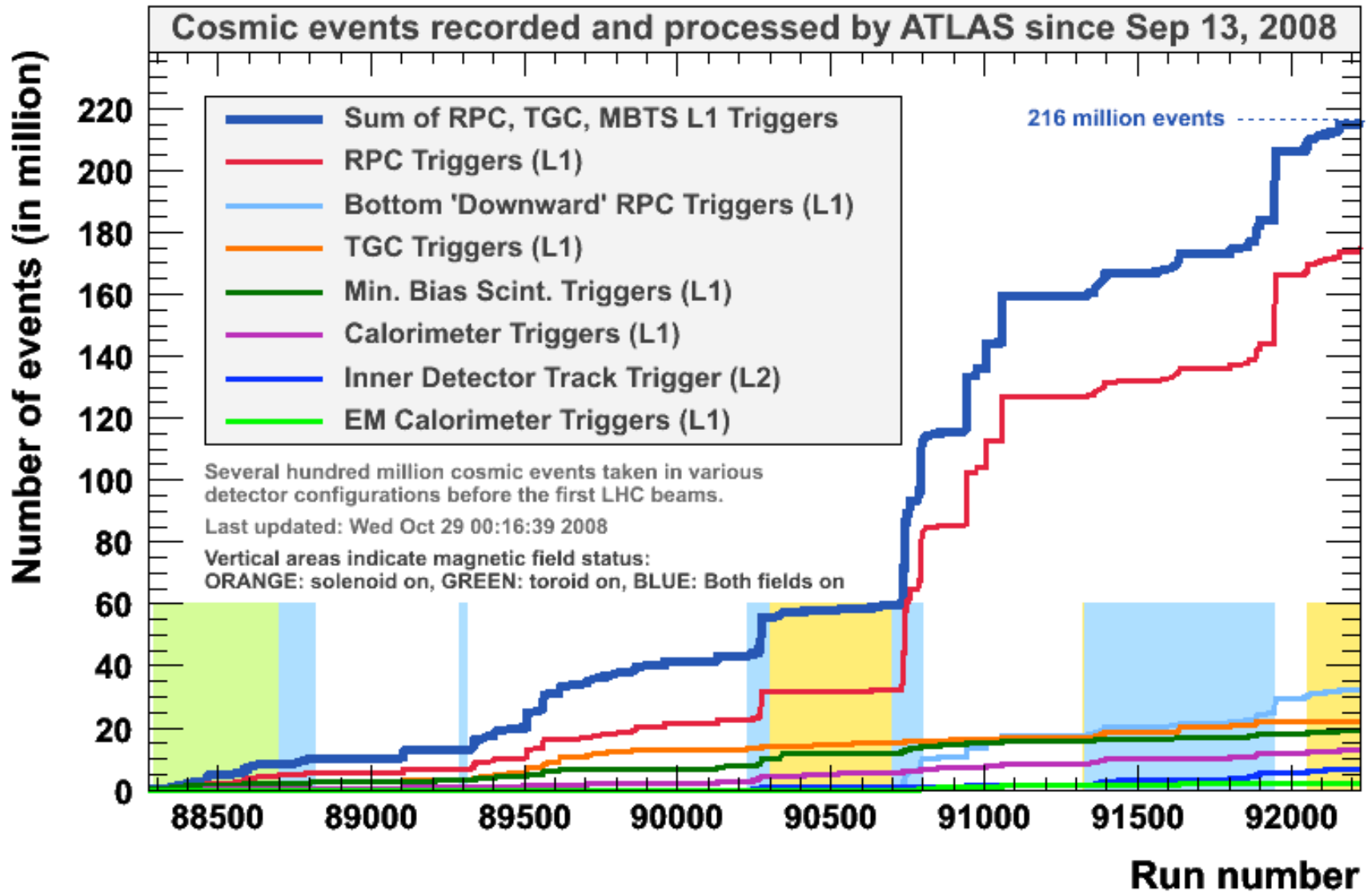
## Fixed target detector



Time over threshold, imbalance due to timing setup for cosmics

# Data overview

ATLAS then went into a sustained cosmic-ray data taking campaign





# Calibration and alignment

## Initial values from

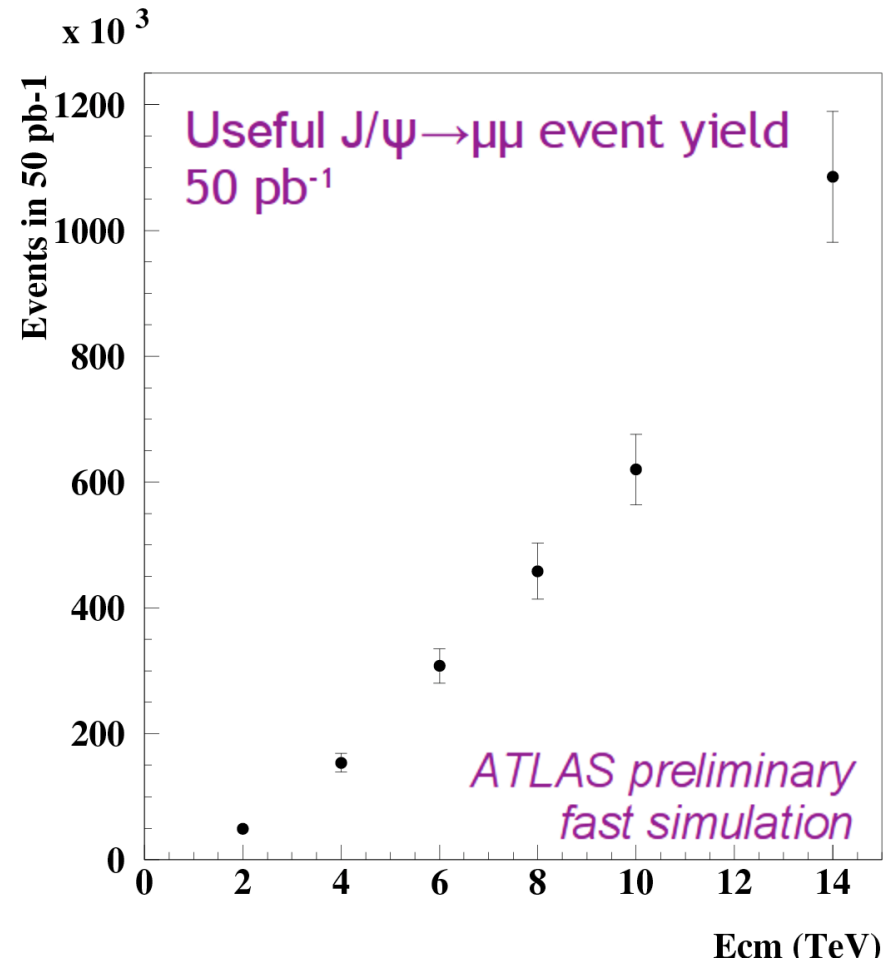
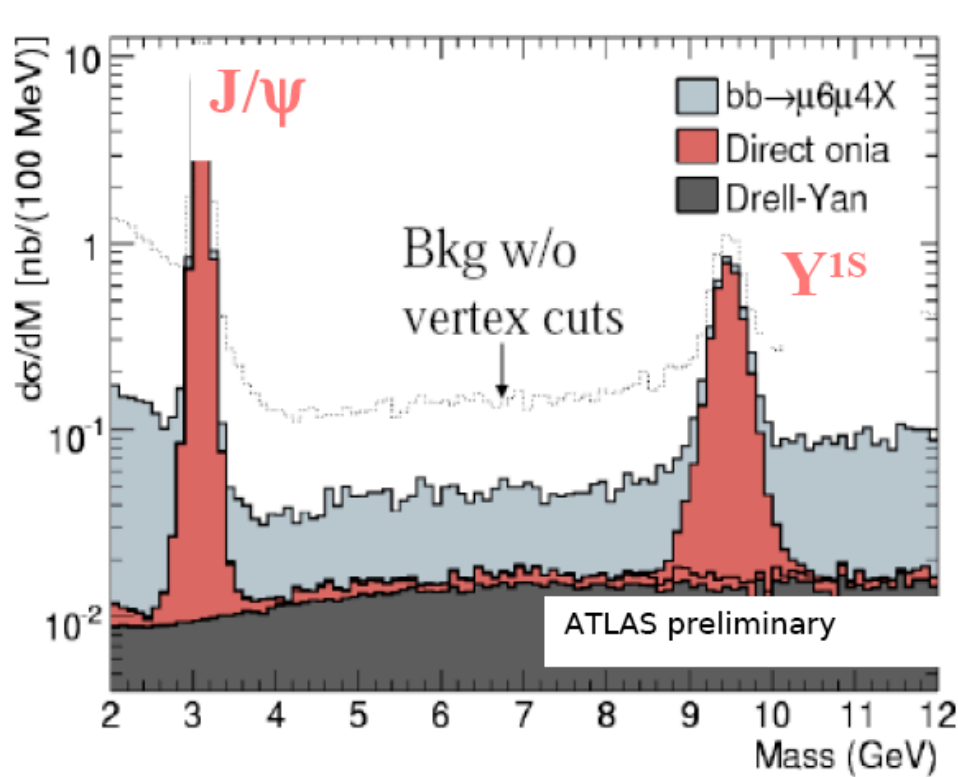
- test beam data
- calibration and alignment systems
- analysis of cosmic ray data

	Initial	Ultimate	Samples
e/ $\gamma$ E scale	~2%	0.1%	Z $\rightarrow$ ee, J/ $\psi$ , $\pi^0$
e/ $\gamma$ uniformity	1-4%	0.5%	Z $\rightarrow$ ee
jet E scale	5-10%	~1-2%	W $\rightarrow$ jj in tt, $\gamma$ /Z+jets
tracking alignment	10-100 $\mu$ m	<10 $\mu$ m	tracks, Z $\rightarrow$ $\mu\mu$
muon alignment	?	30 $\mu$ m	inclusive $\mu$ , Z $\rightarrow$ $\mu\mu$

From the first collision data will be used to improve the detector performance with standard samples [iterative].



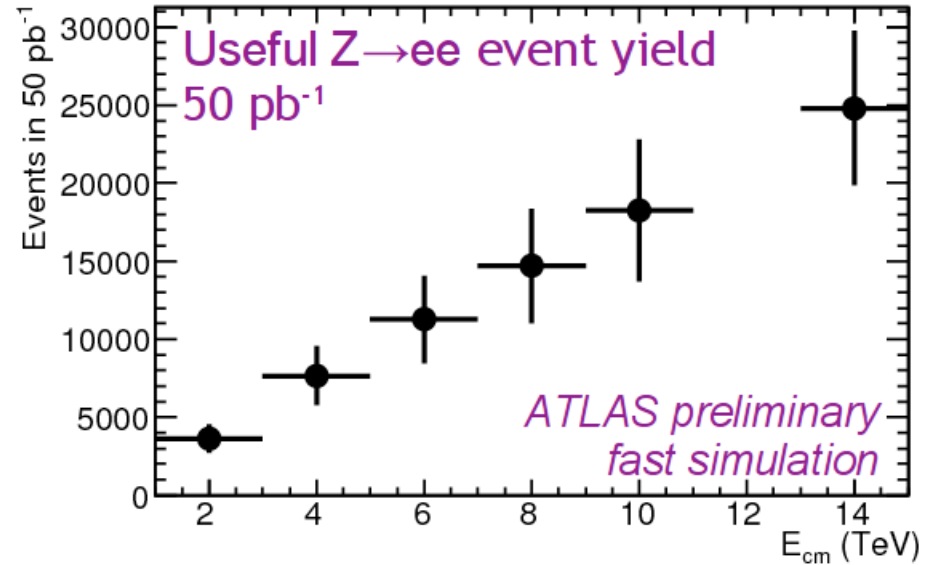
# Example: J/ψ



- Important standard candle for commissioning
- Huge statistics fast, especially in  $\mu\mu$  channel
  - Easy to select, muon chamber, inner detector tracking alignment

# Example: $Z \rightarrow ee$

- Clean sample of di-electron events
  - e/ $\gamma$  uniformity
  - e/ $\gamma$  energy scale



After a short period of running large calibration samples will be available to start improving the detector performance