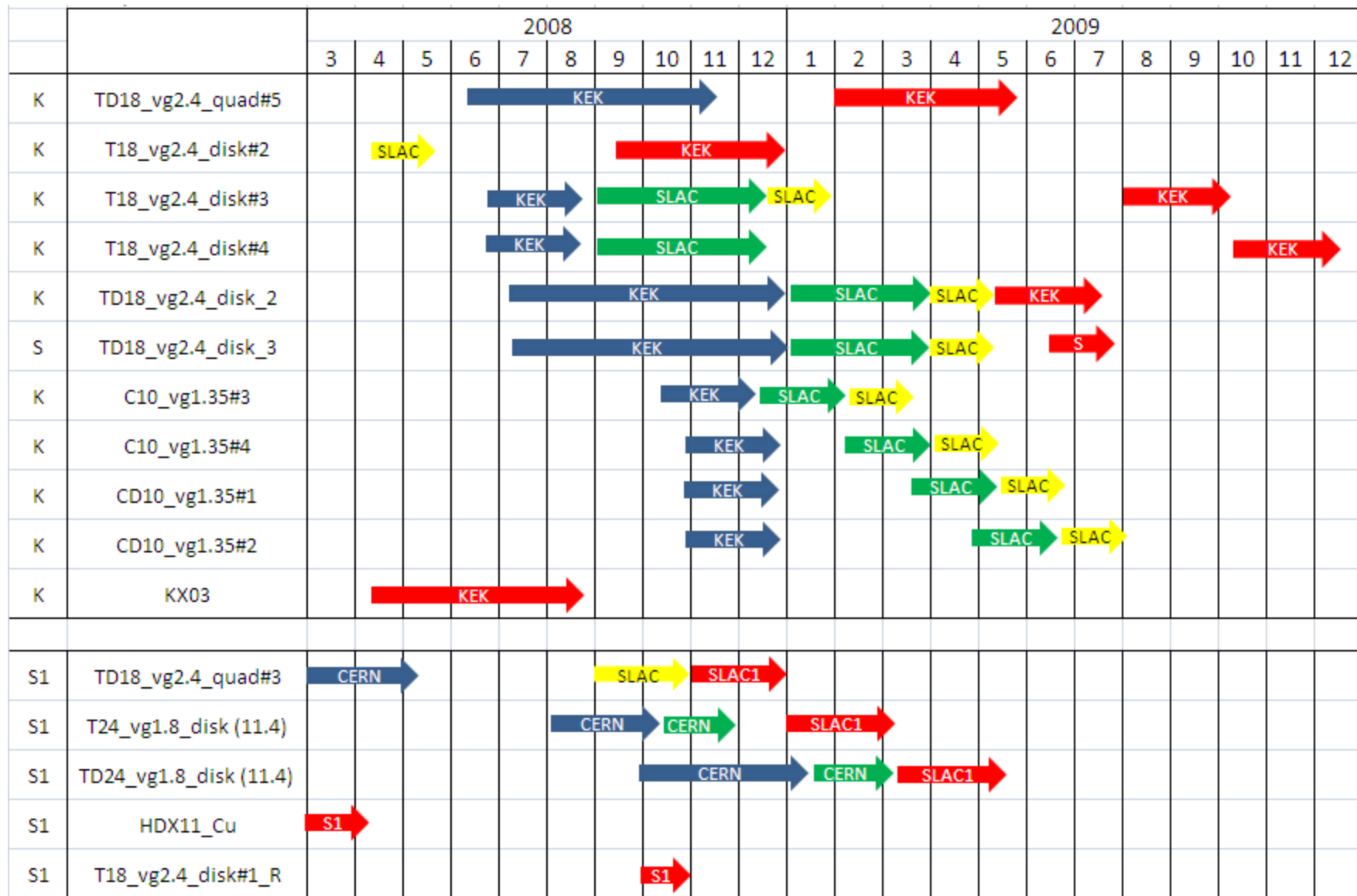
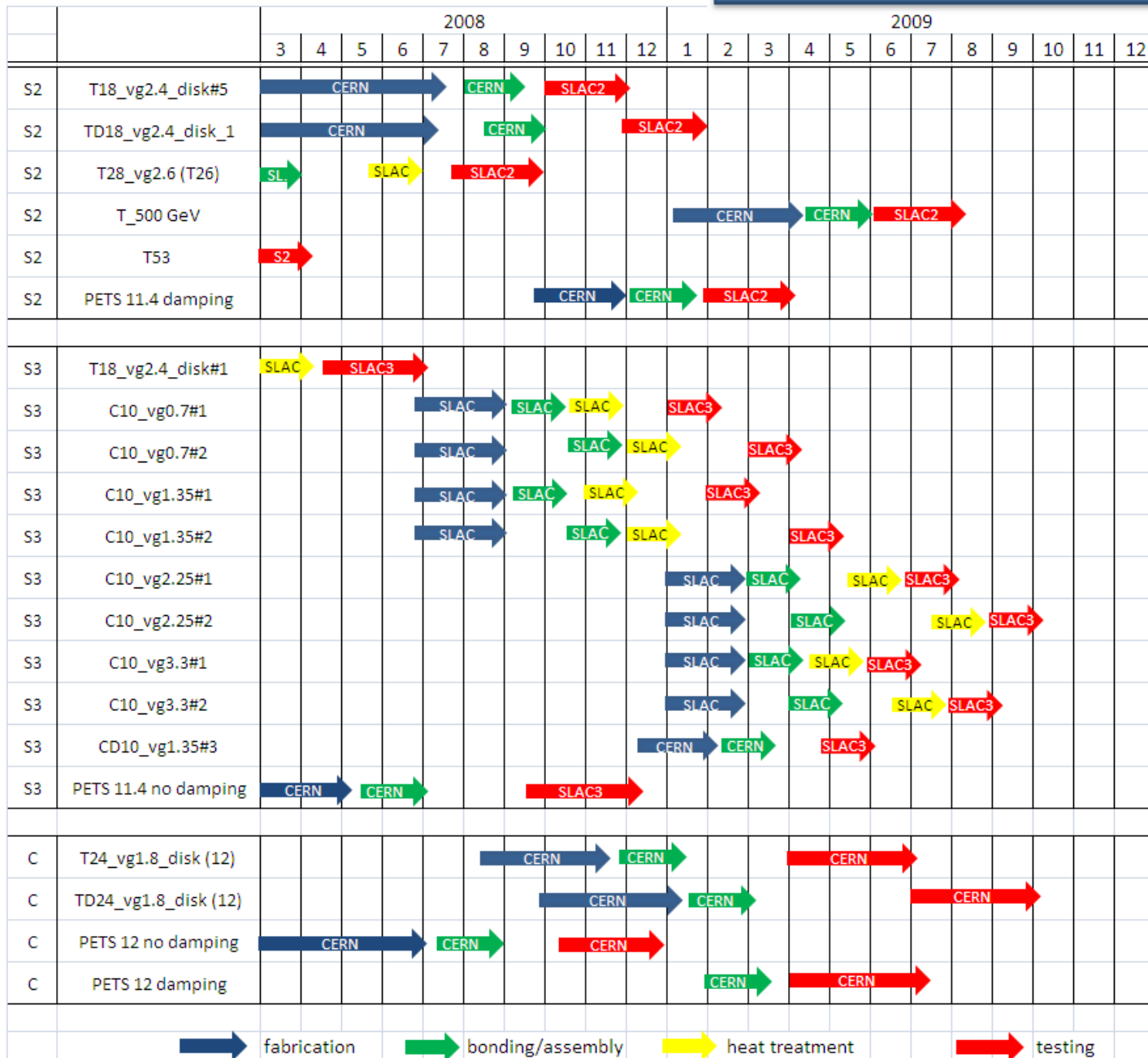






Comparison of structure schedules between presented at
ACE of 2-20-2008 and now, a Δt of 7 months.

W. Wuensch
CLIC ACE
26-5-2009










 fabrication
  bonding/assembly
  heat treatment
  testing

	2008												2009											
	3	4	5	6	7	8	9	10	11	12	1	2	3	4	5	6	7	8	9	10	11	12		
HDS4_vg2.5_tk		CERN																						
C30_vg4.7_sb	CERN		CERN	CERN																				
C30_vg4.7_sb_R							C																	
C30_vg2_TM02		CERN		CERN				CERN																
C30_vg2.6			CERN		CERN			CERN																
T28_vg2.9									CERN		CERN	CERN												
C30_vg4.7_Cu_cl iris											CERN	CERN	CERN											

Structures under test

Test station	Structure	2009												2010			
		1	2	3	4	5	6	7	8	9	10	11	12	1	2	3	
Nextef	TD18_vg2.4_quad#5	KEK					KEK										
Nextef	T18_vg2.4_disk#2	KEK															
Nextef	T18_vg2.4_disk#4	SLAC											KEK				
Nextef	TD18_vg2.4_disk#2	KEK				SLAC	SLAC			KEK							
NLCTA1	T24_vg1.8_disk(11.4)#1				CERN			SLAC1									
NLCTA1	TD24_vg1.8_disk(11.4)#1	CERN					CERN			SLAC1							
NLCTA2	T18_vg2.4_disk#3	SLAC						SLAC2									
NLCTA2	TD18_vg2.4_disk#3	KEK				SLAC	SLAC	SLAC2									
NLCTA2	T28_vg2.6 (T26)																

Legend	
P	prototype
	RF design
	mechanical design
	fabrication
	bonding/assembly
	heat treatment
	testing

Structures under test

Test station	Structure	2009												2010			
		1	2	3	4	5	6	7	8	9	10	11	12	1	2	3	
ASTA	C10_vg0.7#1		SLAC	SLAC				SLAC3									
ASTA	C10_vg1.35#1		SLAC	SLAC					SLAC3								
ASTA	CD10_vg1.35#3					P		CERN		CERN			SLAC3				
ASTA	PETS 11.4 no damping						SLAC3										
ASTA	PETS 11.4 damping			CERN		CERN					SLAC3						
TBTS	T24_vg1.8_disk (12)		CERN		CERN			CERN									
TBTS	TD24_vg1.8_disk#1 (12)		CERN		CERN												
TBTS	PETS 12 no damping	C			CERN												
TBTS	PETS 12 damping									CERN			CERN				

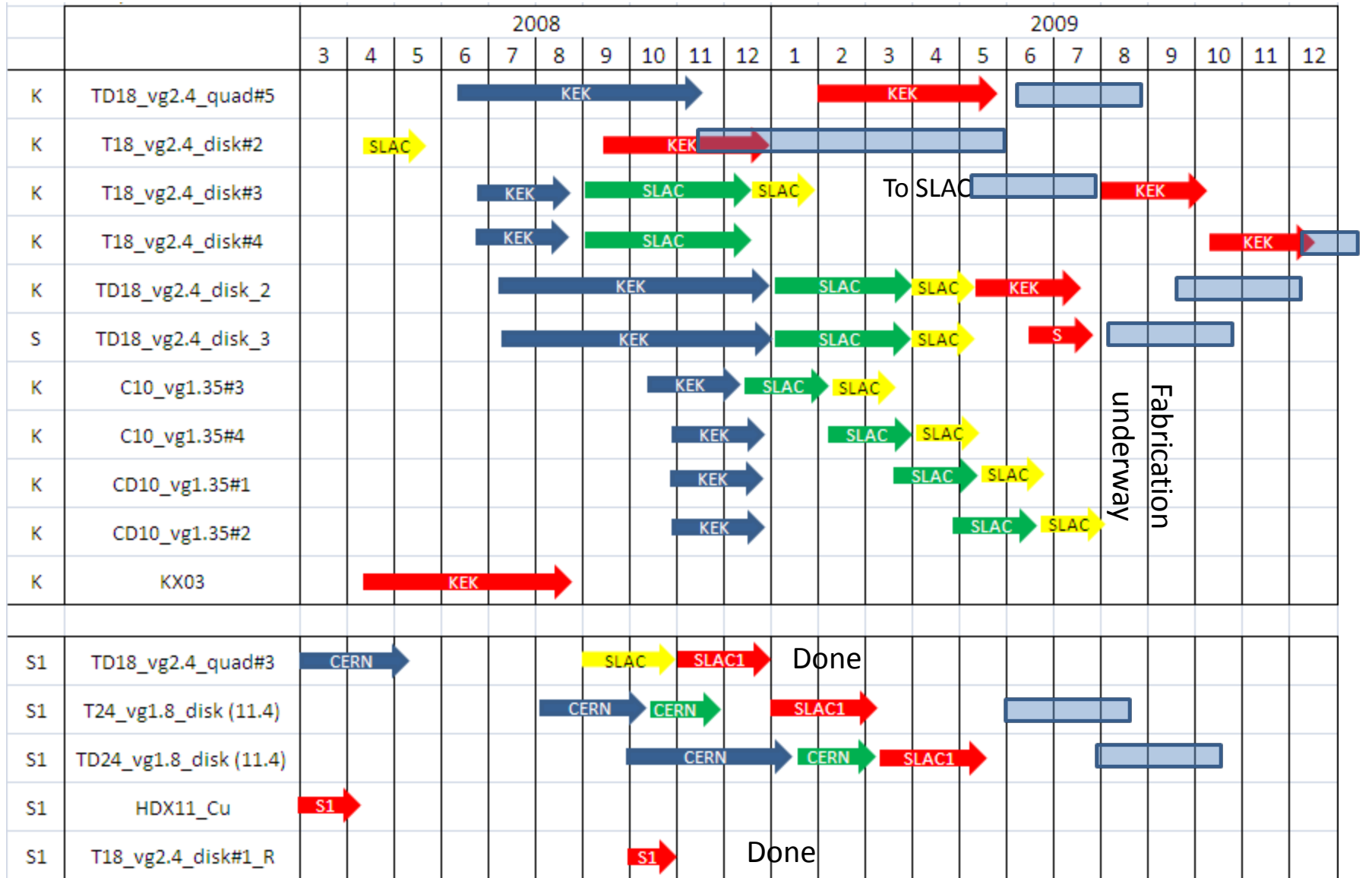
Legend	
P	prototype
	RF design
	mechanical design
	fabrication
	bonding/assembly
	heat treatment
	testing

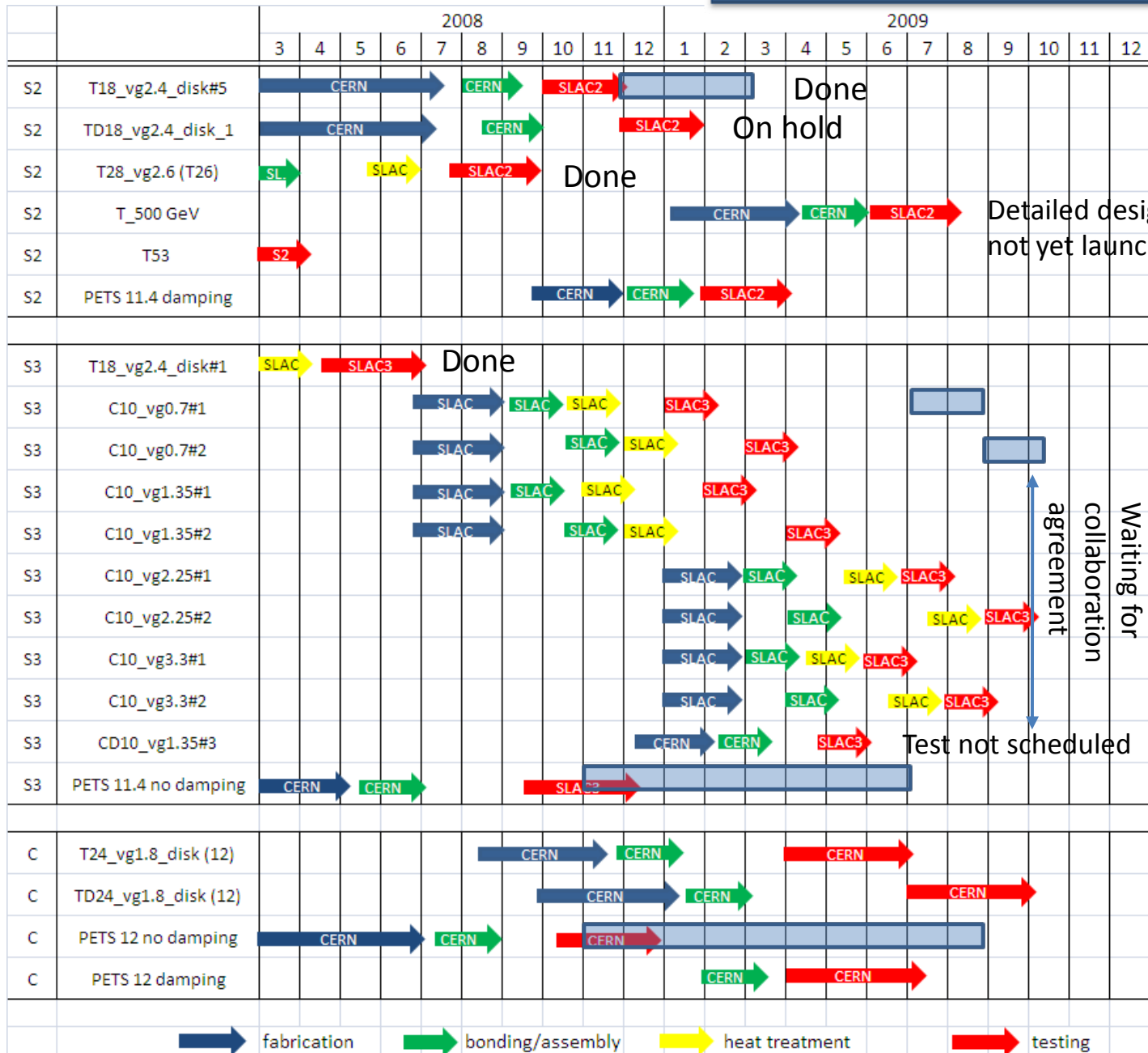
C10 structures

Test station or F [GHz]	Family	2009												2010		
		1	2	3	4	5	6	7	8	9	10	11	12	1	2	3
ASTA	C10_vg0.7#1			SLAC	SLAC			SLAC3								
ASTA	C10_vg1.35#1			SLAC	SLAC			SLAC3								
11.424	C10_vg0.7#2_SLAC	SLAC		SLAC	SLAC											
11.424	C10_vg1.35#2_SLAC	SLAC		SLAC	SLAC											
11.424	C10_vg2.25#1_SLAC					SLAC		SLAC	SLAC							
11.424	C10_vg2.25#2_SLAC					SLAC		SLAC	SLAC							
11.424	C10_vg3.3#1_SLAC						SLAC		SLAC	SLAC						
11.424	C10_vg3.3#2_SLAC						SLAC		SLAC	SLAC						
11.424	C10_vg1.35#3_KEK							KEK		SLAC	SLAC					
11.424	C10_vg1.35#4_KEK							KEK		SLAC	SLAC					
11.424/12	C10_vg1.35_CERN															
11.424/12	C10_vg1.35_milled															

Legend	
P	prototype
	RF design
	mechanical design
	fabrication
	bonding/assembly
	heat treatment
	testing

Currently active or scheduled testing time





➔ fabrication
 ➔ bonding/assembly
 ➔ heat treatment
 ➔ testing