UiO : Department of Physics
University of Oslo

David Cameron, University of Oslo, ATLAS Experiment and NorduGrid Collaboration

Introduction to Distributed Computing

The Changing Scale of Particle Physics



A discovery in 1930s

- ~2 scientists in 1 country
- pen-and-paper

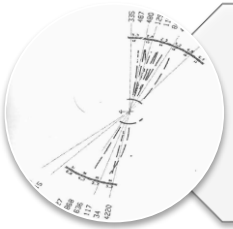

A discovery in 1970s

- ~200 scientists in ~10 countries
- mainframes

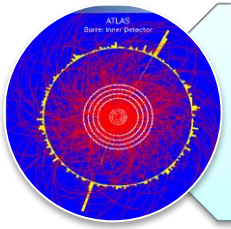

A discovery today

- ~2000 scientists in ~100 countries
- **Distributed Computing**

Graphics by O. Smirnova

Event Collection in ATLAS

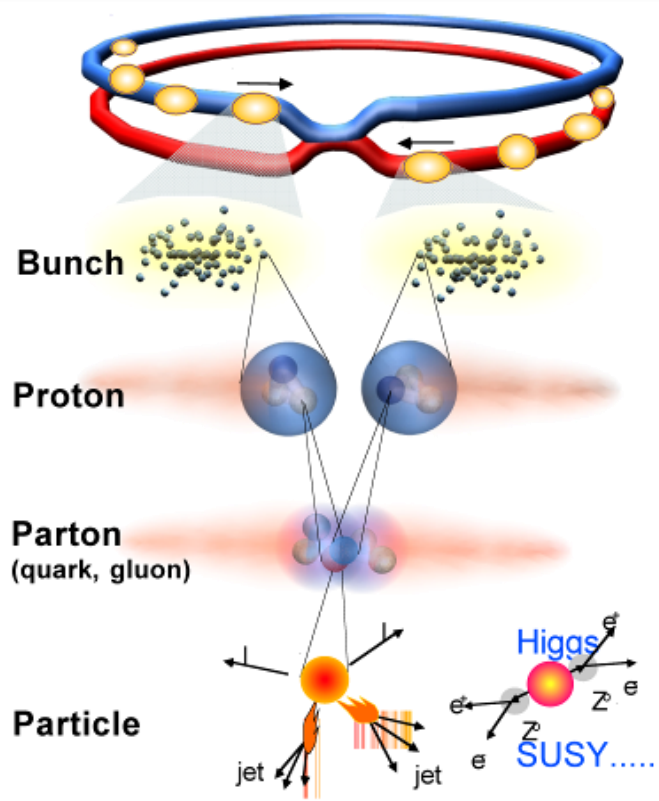

Proton-Proton	2835 bunch/beam
Protons/bunch	10^{11}
Beam energy	7 TeV (7×10^{12} eV)
Luminosity	10^{34} cm^{-2} s^{-1}
Crossing rate	40 MHz
Collisions rate ≈	10^{7} - 10^{9} Hz
New physics rate ≈	.00001 Hz

Event selection:
1 in 10,000,000,000,000

Graphic by CERN



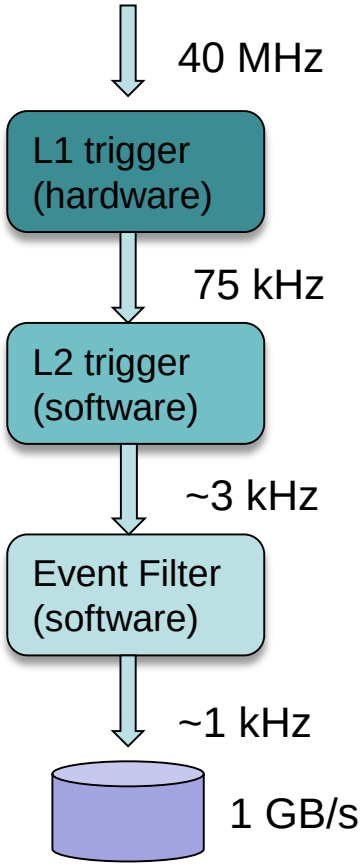

What is the data?

- C++ objects representing tracks, parts of detector etc, saved in files. Some geometry information in databases
- Data is reconstructed and reduced through various formats
  - RAW -> ESD -> AOD -> DAOD



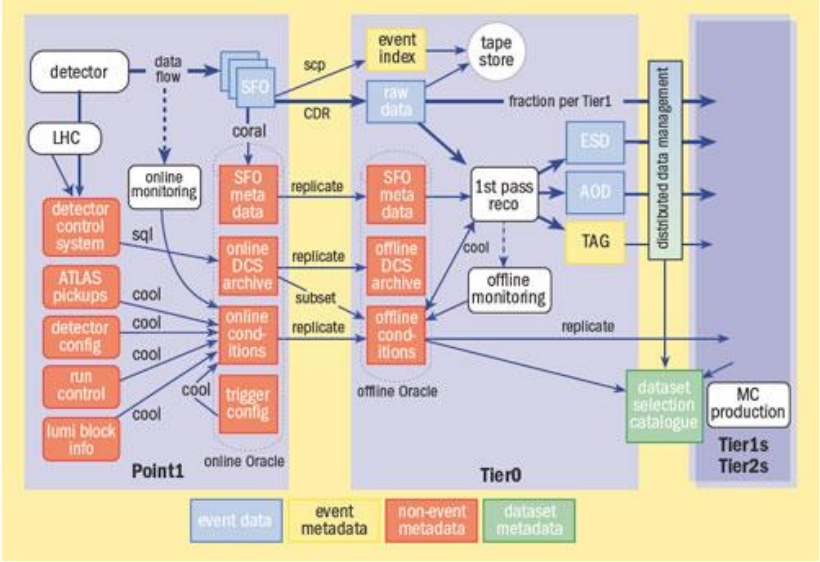

Figure from http://cerncourier.com/cws/article/cnl/34054

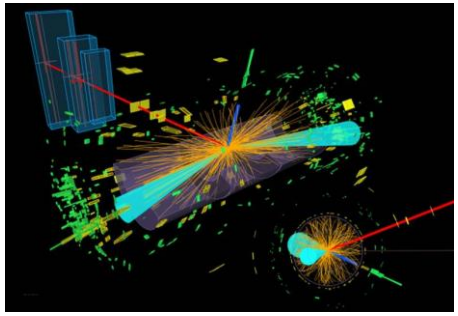

ATLAS Derivation Framework

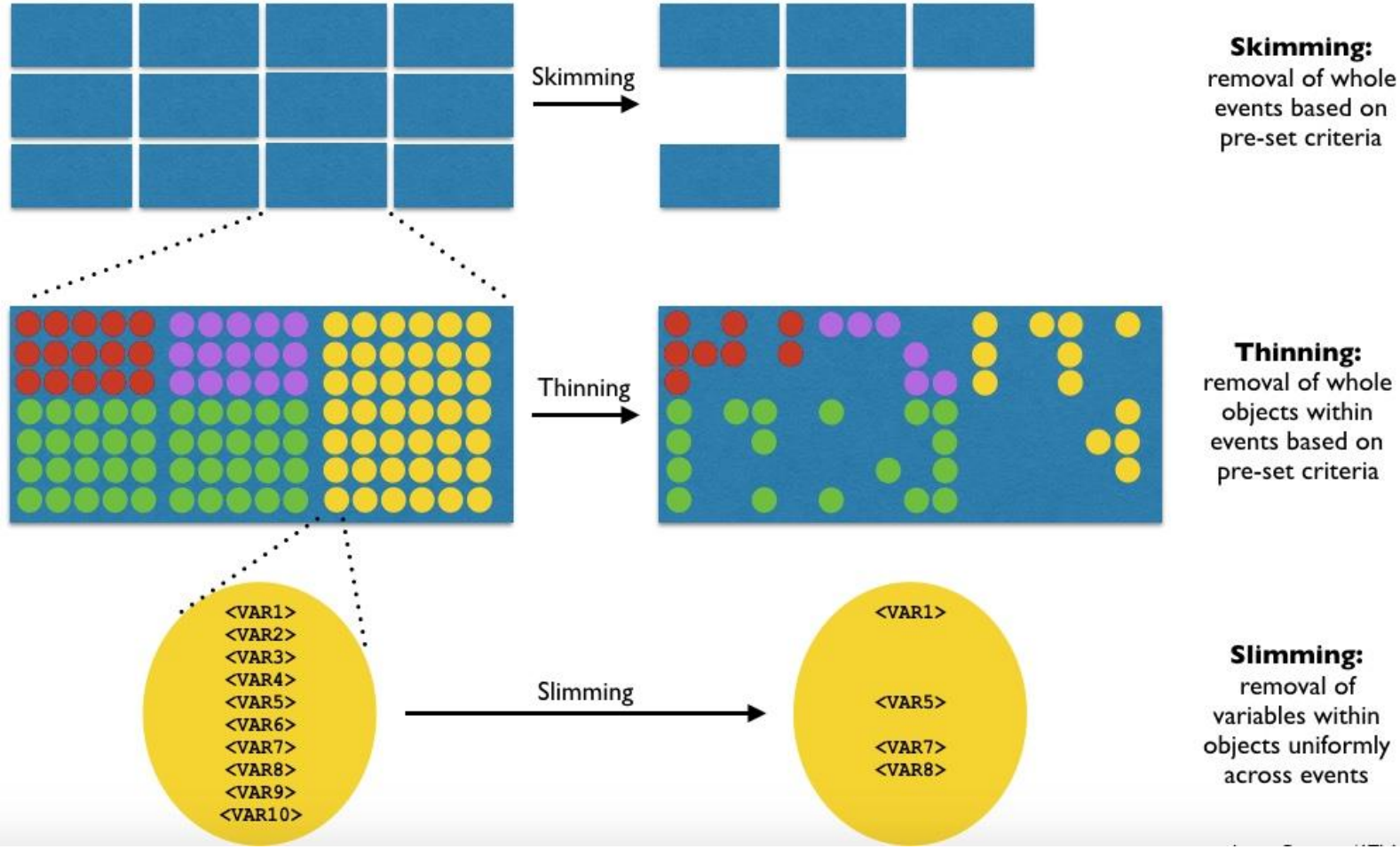

Big Data?

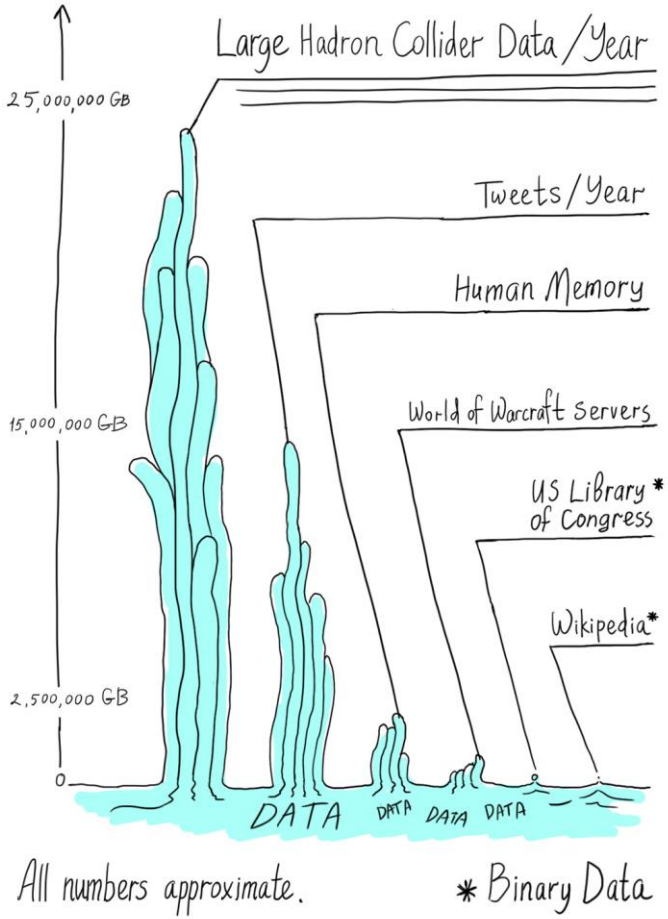

Illustration by Sandbox Studio, Chicago
Taken from http://www.symmetrymagazine.org/image/august-2012-big-data

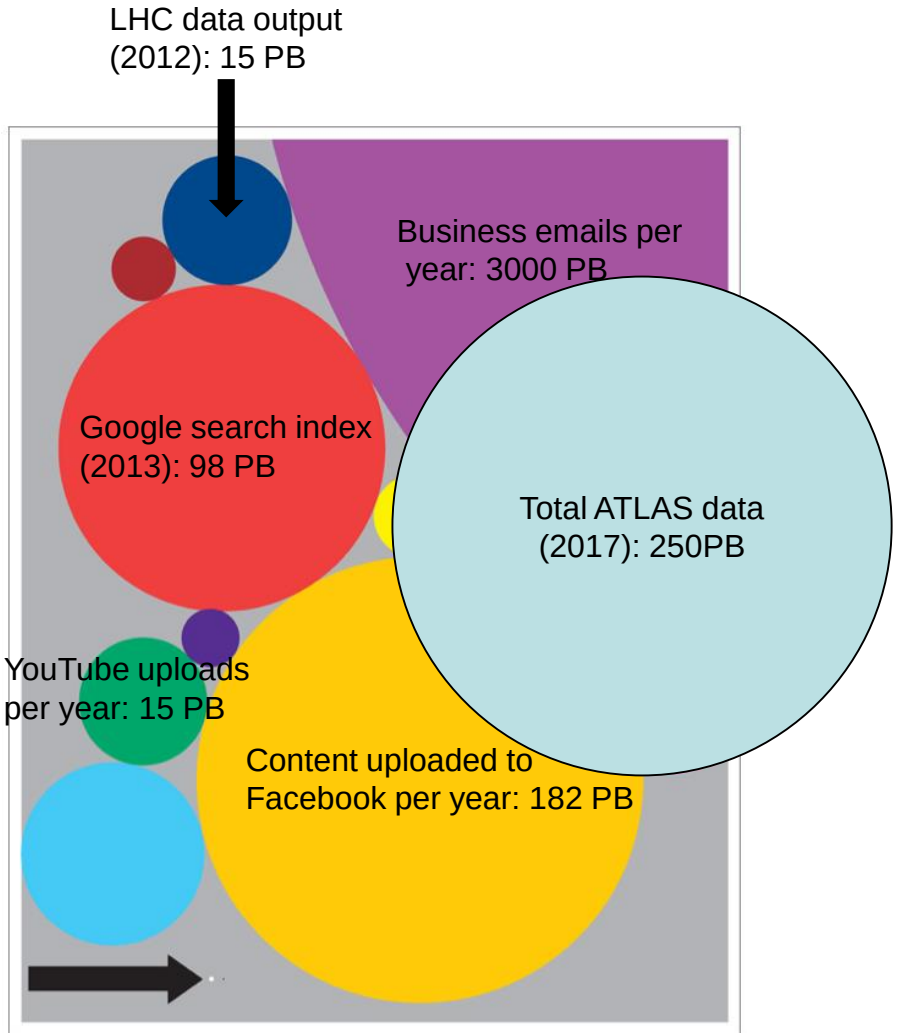

WIRED.com © 2014 Condé Nast.
Taken from http://www.wired.com/2013/04/bigdata/

Do everything at CERN?

- All this requires (just for ATLAS)
  - 250,000 CPU constantly processing data
  - Storing 10s of PetaBytes (million GB) of data per year

- CERN cannot physically handle this

→ **Grid Computing!**

Grid Computing

- Idea started in late ‘90s
- Like the electricity Grid
- Grid is a **technology** that enables optimized and secure access to widely distributed heterogeneous computing and storage facilities of different ownership

From WWWeb to WWGrid

→ World Wide Web allows
- access to information

→ World Wide Grid allows
- access to computing capacity and data storage all over the world

→ Grid is a technology to share and access seamlessly computing resources

→ A "glue", Middleware, binds resources into a Virtual Supercomputer.



Slide by F. Ould-Saada

How to make a Grid

- The “Grid middleware” exposes heterogeneous resources to the Grid in a uniform interface
  - Computing Elements give access to CPUs
  - Storage Elements give access to data
  - Information systems describe the Grid
- How to allow access to resources?
  - Cannot give usernames and passwords for hundreds of sites to thousands of people!
  - Fundamental basis is X509-based cryptography (digital certificates)

Computing Element in more detail

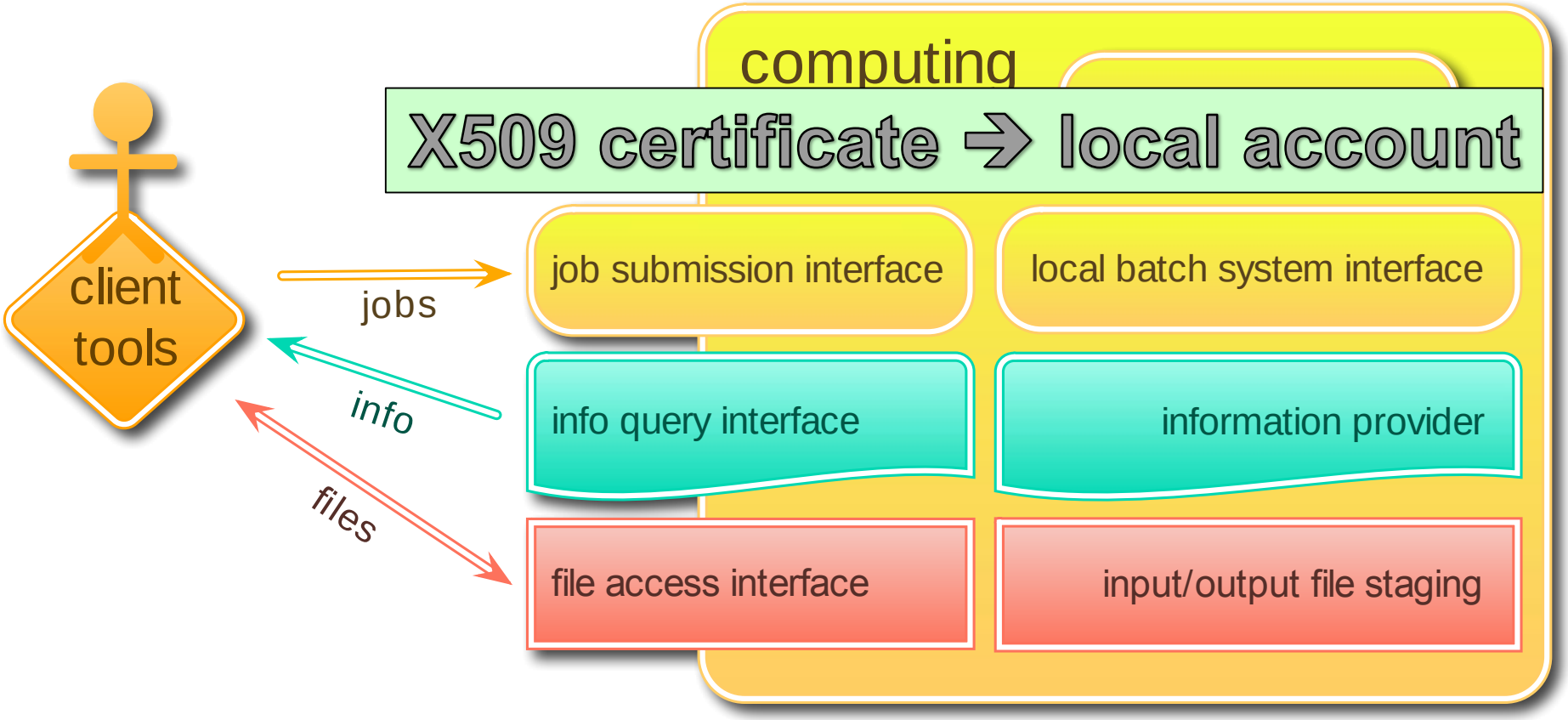

Storage Element in more detail

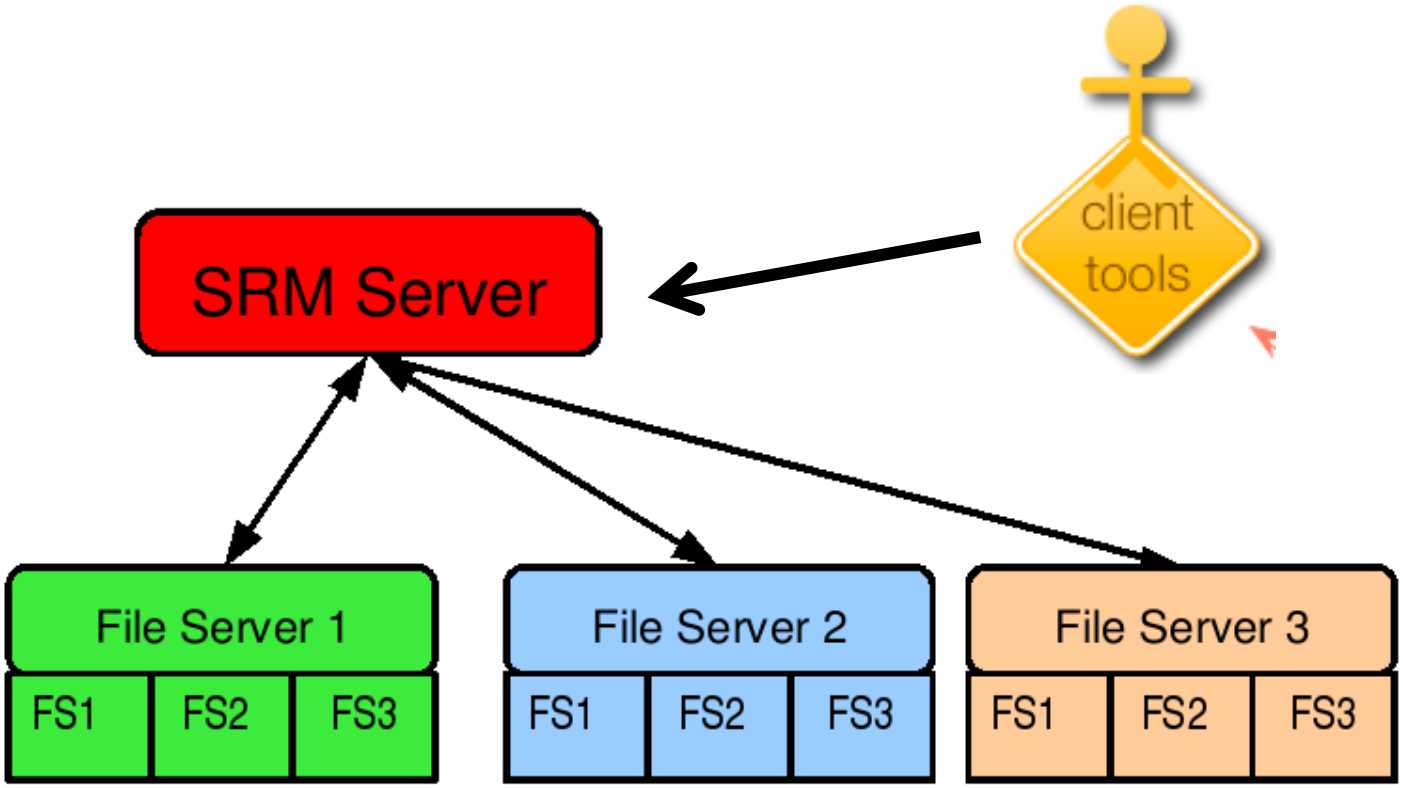

Graphics by G. Stewart

Copying data around

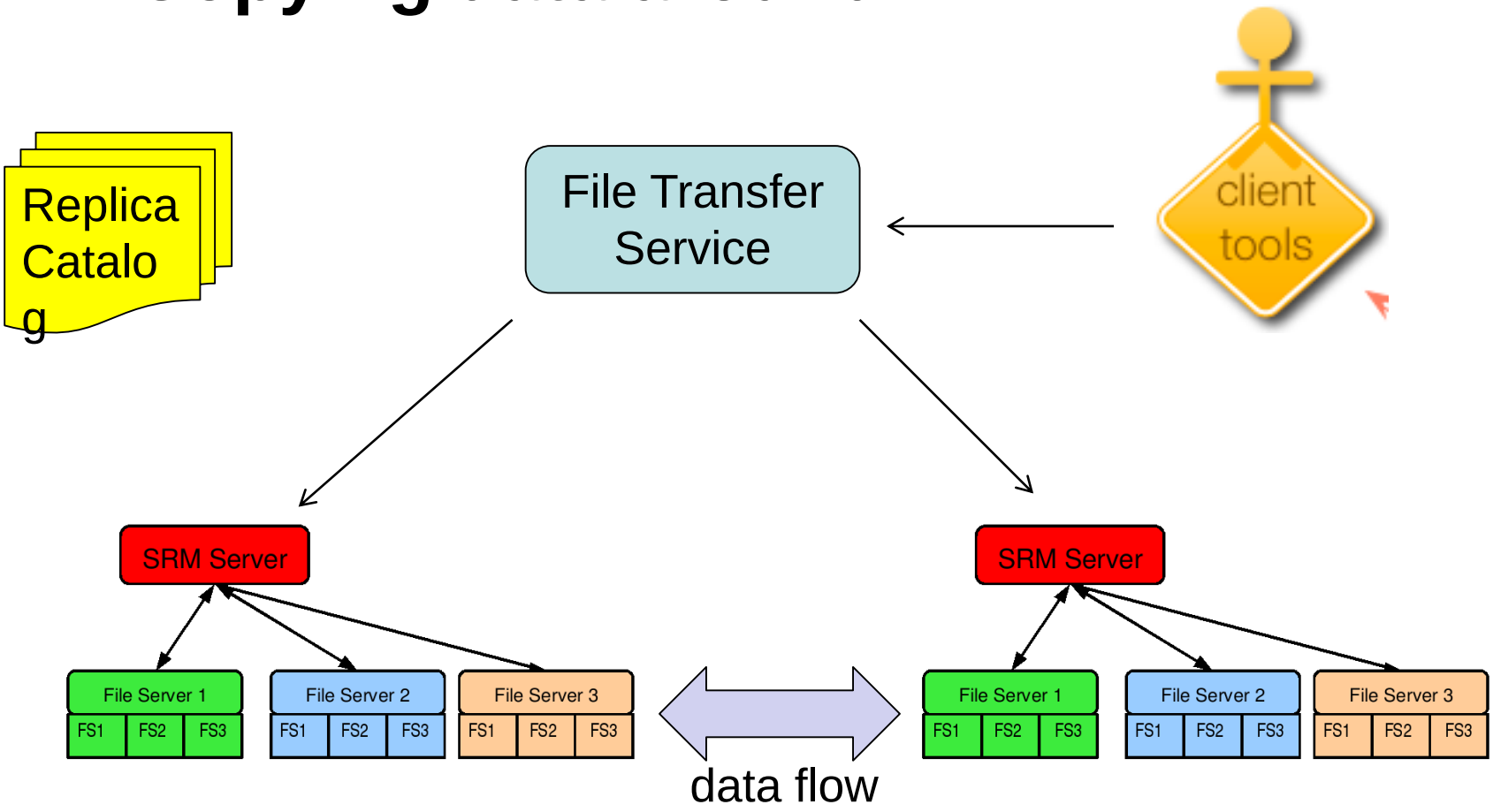

UiO : Department of Physics
University of Oslo

Many Grids!

Some Grid projects; originally byVicky White, FNAL

The (Worldwide) LHC Computing Grid

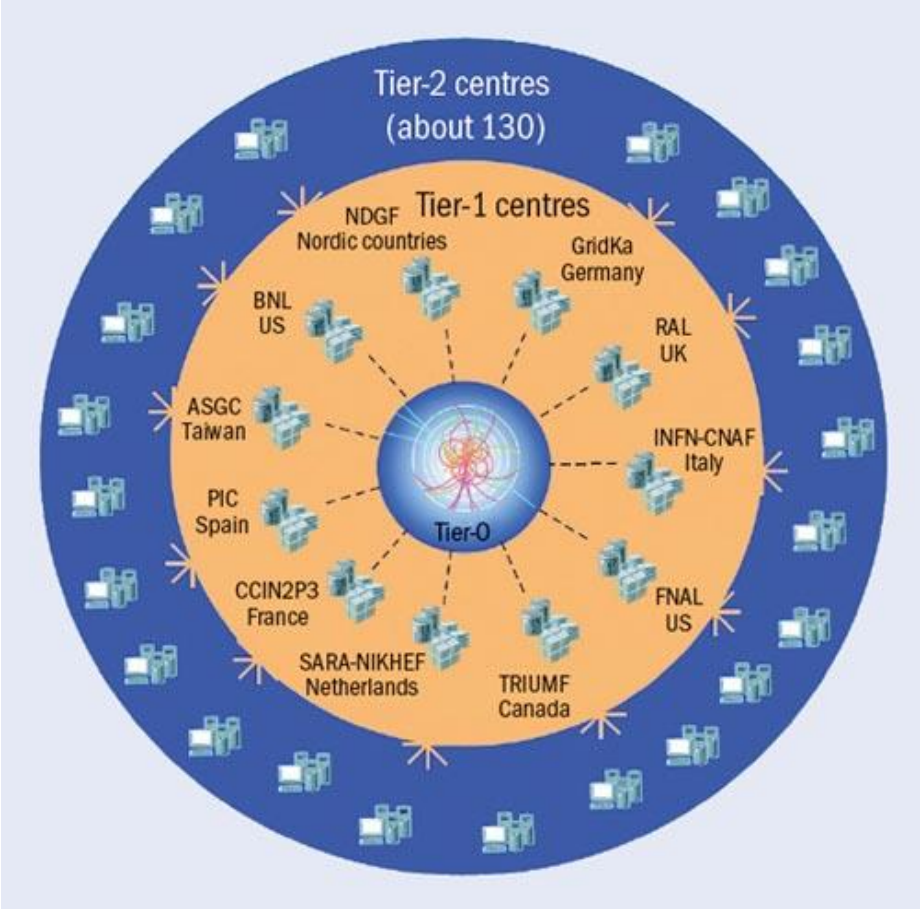

- 1 Tier 0: CERN
  - Data processing
- 11 Tier 1s
  - Simulation
  - Reprocessing
- ~130 Tier 2s
  - Simulation
  - User Analysis

- Total storage space:
  - 364,389,470 GB (disk)
  - 330,703,439 GB (tape)
- Total processors available: 644,129

WLCG
Worldwide LHC Computing Grid

Numbers taken from http://wlcg-rebus.cern.ch/apps/capacities/pledge_comparison/ March 2017

WLCG Sites

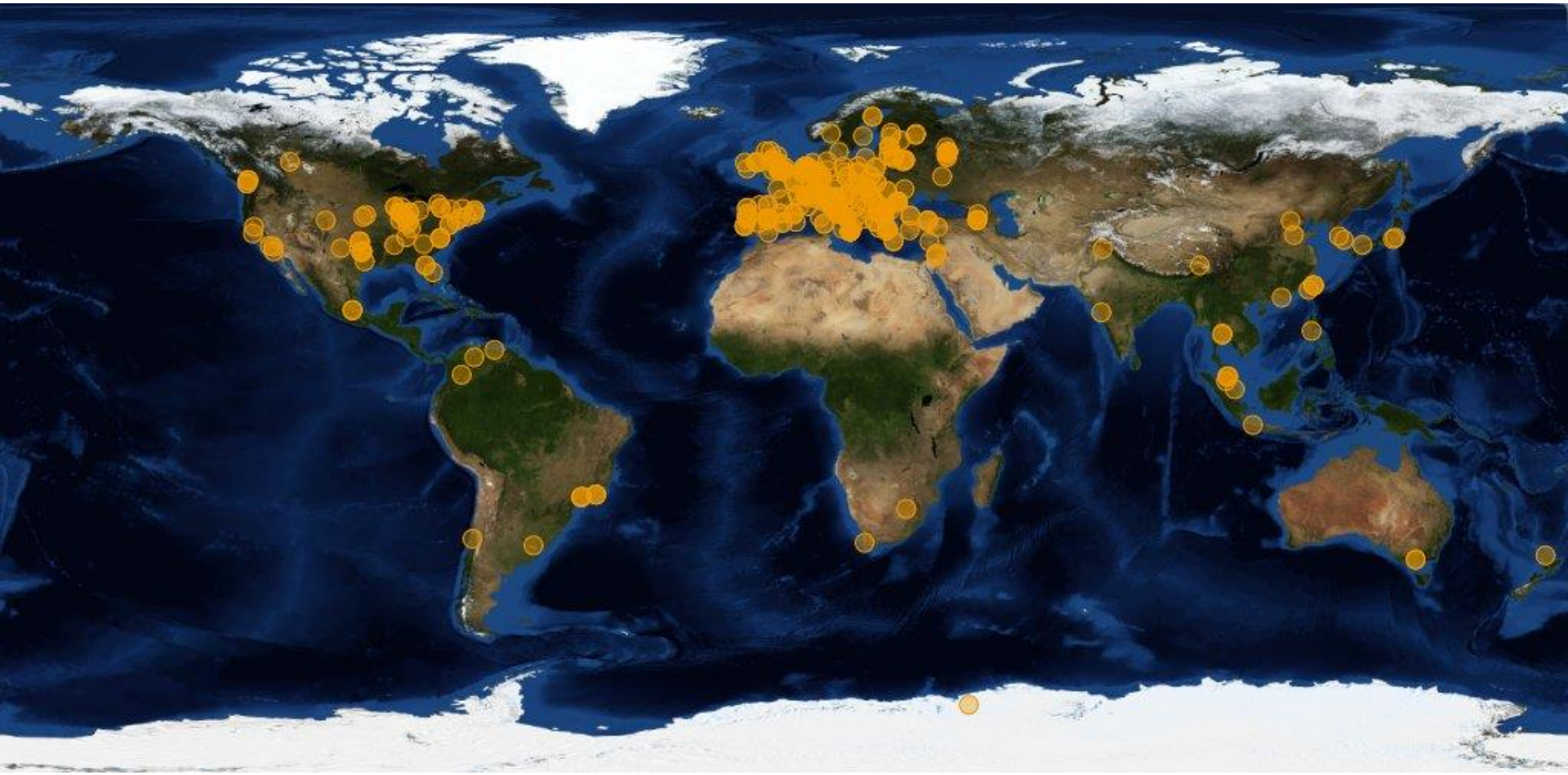

NorduGrid

- Conceived in 2001 as Scandinavian Grid
  - UiO heavily involved in coordination and development
- Now 93 sites in 20 countries
- Software: Advanced Resource Connector (ARC)
  - Computing Element
  - (Basic) Storage Element
  - Information System
- Scandinavian design principles: clean and simple!

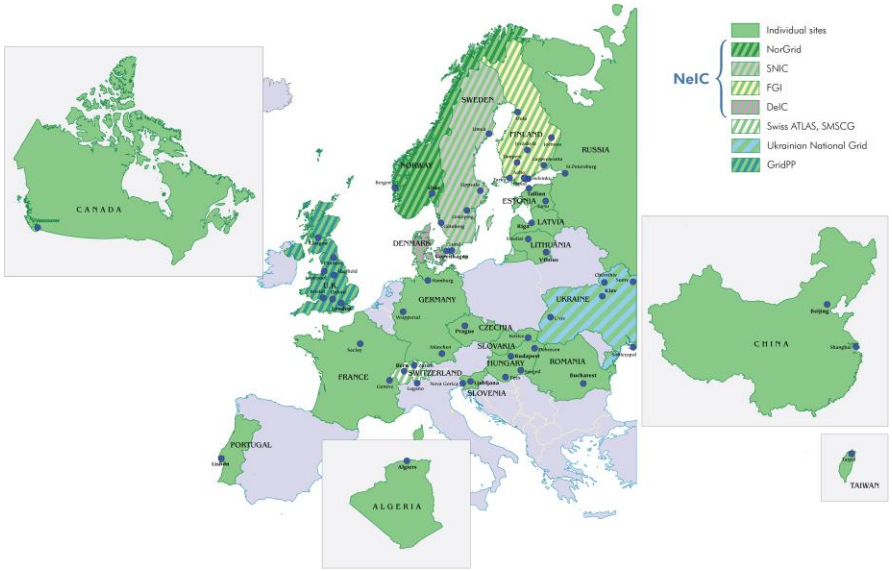

NorduGrid Monitor

Country	Site	CPUs	Load (processes: Grid+local)	Queueing
China	BOINC Cluster	20	0+0	0+0
Denmark	Steno Tier 1 (DCSC/KU)	6088	832+3703	450+0
	Steno Tier 3 (DCSC/KU)	6088	0+4533	0+0
Estonia	cream3 (T2_Estonia)	5076	27+508	0+0
	cream4 (T2_Estonia)	5076	52+733	4+0
	EENet	392	0+78	0+0
Finland	Aesyle (FGI)	72	72+0	7+0
	Alcyone (CMS)	892	2+621	382+0
	Alcyone (FGI)	892	164+459	27+0
	Asterope (FGI)	192	144+0	7+0
	Celaeno (FGI)	448	424+10	41+0
	DII HEP (CMS)	200	200+0	163+0
	Electra (FGI)	672	178+433	60+0
	Jade (HIP)	768	168+600	278+56
	Maia (FGI)	768	156+612	68+0
	Merope (FGI)	1612	100+979	10+0
	Pleione (FGI)	288	144+24	46+0
	Taygeta (FGI)	360	32+284	25+0
	Triton (FGI)	3816	563+1439	10+0
	Usva (CSC/FGI/test)	144	0+0	0+0
Germany	LRZ-C2PAP	4032	3038+0	272+0
	LRZ-LMU	800	535+150	65+0
	LRZ-LMU lcg-lrz-ce0	1484	1066+2	153+124
	LRZ-LMU lcg-lrz-ce3	1492	0+1376	0+446
	RZG ATLAS HYDRA	167848	0+152674	110+0
	wuppertalprod	3320	1829+1165	237+1191
Hungary	NIIFI SC	768	0+655	0+5
Latvia	IMCSUL	1	0+0	0+0
	RTUETF	160	0+0	0+0
Lithuania	VU-MIF-LCG2	1532	0+107	0+0
Norway	Abel C1(UiO/USIT)	10872	98+9175	219+1004
	Abel C2(UiO/USIT)	10872	0+9274	0+1201
	Abel C3(UiO/USIT)	10872	0+9274	222+979
	EPF (UiO/FI)	106	0+0	0+0
	fimm (BCCS/UiB)	928	0+0	2+0
	Arctur-1	432	0+0 (queue inactive)	0+0
Slovenia	Arnes	2244	1632+0	630+0
	atos	1417	0+1039	0+28
	CIPKeBiP	984	895+0	0+0
	SiGNET	2834	2202+0	225+0
	UNG	112	0+0	0+0
Sweden	Abisko (HPC2N)	15936	341+14736	57+0
	Alarik (SweGrid, Luna>	3776	314+2529	304+1
	Glenn (C3SE)	6112	0+5616	0+226
	Tintin (SweGrid, UPPM>	2624	128+2399	184+4075
Switzerland	Bern ce01 (UNIBE-LHEP)	1368	790+27	74+18
	Bern ce02 (UNIBE-LHEP)	752	464+0	67+0
	Bern UBELIX T3	2592	528+1560	51+13451
	Gordias at hepia	224	0+0	0+0
	Lugano PHOENIX T2	2520	7+2337	74+184
	Lugano PHOENIX T2	2520	5+2340	115+142
	WSL Grid Cluster	408	0+356	0+9839
UK	arc-ce01 (RAL-LCG2)	9262	3265+5746	596+0
	arc-ce02 (RAL-LCG2)	9262	1561+7448	650+0
	arc-ce03 (RAL-LCG2)	9262	1659+7353	563+0
	cetest01 (UKI-LT2-IC->	4	165+2989	29+3273
Ukraine	BITP ARC Training	384	0+49	0+0
	BITP Cluster	384	2+46	0+0
	CHIMERA	192	43+72	16+0
	DFTI Cluster	136	0+96	0+1
	IAP Cluster	12	0+1	0+0
	IAPMM Cluster	52	0+0	0+0
	ICMP Cluster	268	60+80	0+0
	ICYB SCIT-3	1176	0+338	23+-4
	IFBG Cluster	64	0+24	0+0
	ILTPE ARC UA	112	4+0	0+0
	IMATH Cluster	8	0+1	0+0
	IMBG ARC	24	0+0	36+0
	IMMSP Cluster	40	0+0	3+0
	IMP ARC CE	84	0+64	0+0
	IOP Cluster	80	0+66	1+0
	IPMS Cluster	24	0+0	0+0
	IRE Cluster	64	0+0	0+1
	ISMA cluster	516	0+373	14+112
	ISOFTS Cluster	8	0+0	0+7605
	KNU ARC	216	4+95	895+0
	KPI training cluster	72	0+0	0+0
	LNU Training Cluster	32	0+28	0+0
	MHI Cluster	120	0+0	0+0
	PIMEE ARC	24	0+0	0+0
	SRI cluster	4	0+0	0+0
TOTAL	*81 sites*	*327692*	*23893 + 256676*	*7465 + 43958*

Sites: 81 Running jobs: 23893

ATLAS Data Processing

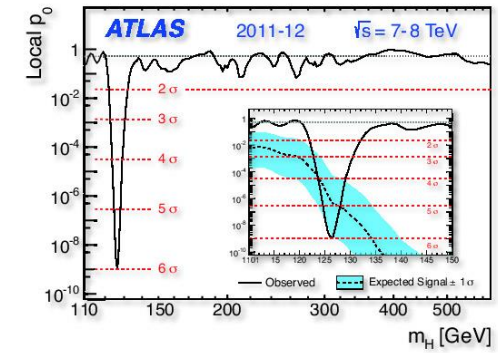

- Three main kinds of processing
  - Analysis of data
    - Plots and papers!
  - Simulation of data
    - Why?
    - At design phase to optimise the detector layout
    - In running phase to validate real data
    - The only way to know we have discovered something new
  - Reprocessing data
    - Re-reconstruct the RAW data using improved software or knowledge of detector conditions
  - Simulation is the most CPU-intensive process in LHC experiments

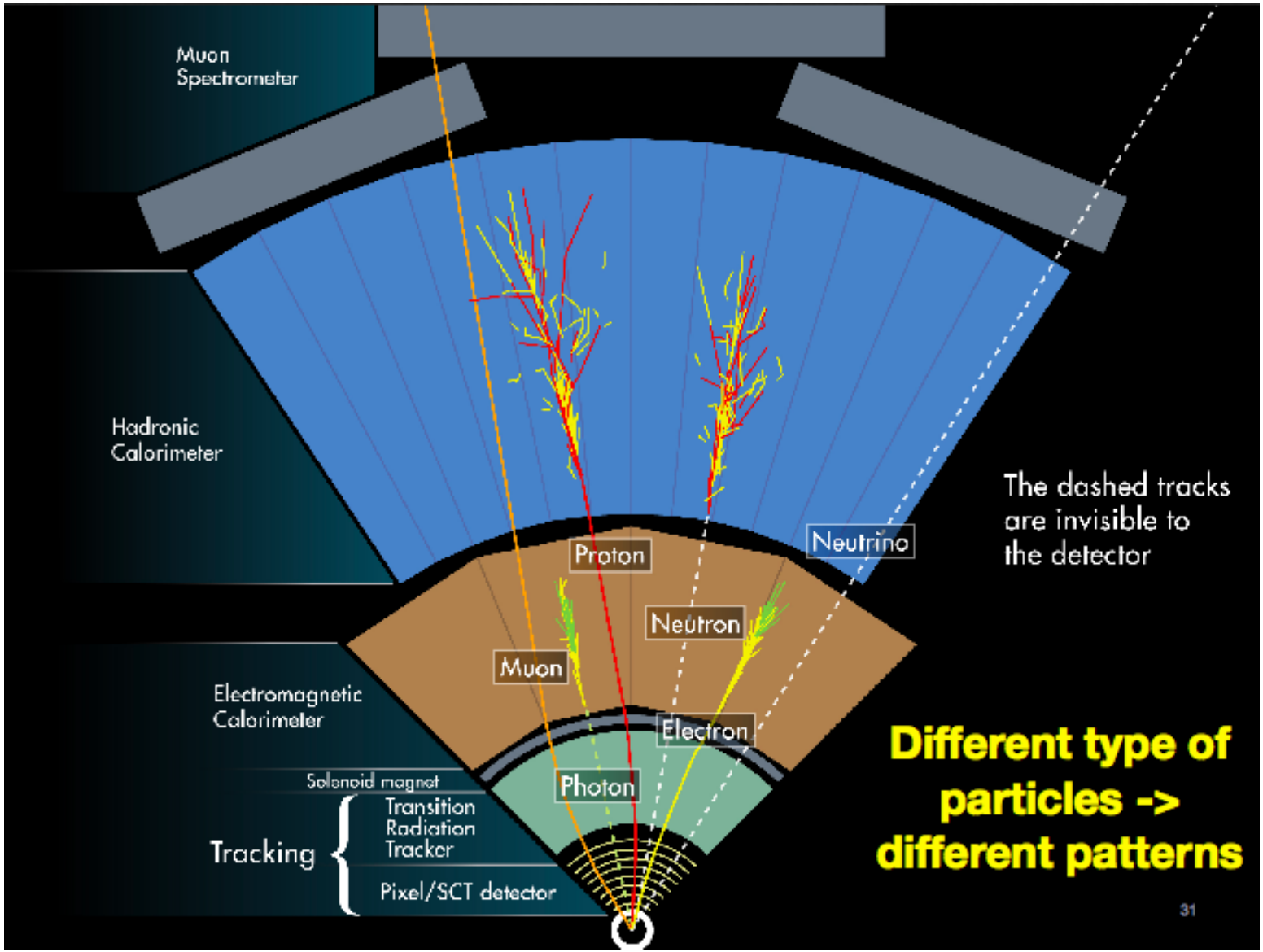
Muon Spectrometer
Hadronic Calorimeter
Electromagnetic Calorimeter
Solenoid magnet
Tracking
Transition Radiation Tracker
Pixel/SCT detector
Proton
Neutron
Muon
Electron
Photon
Neutrino
The dashed tracks are invisible to the detector
Different type of particles -> different patterns
31



Simulation steps:

- Event generation
- Detector simulation
- Track reconstruction

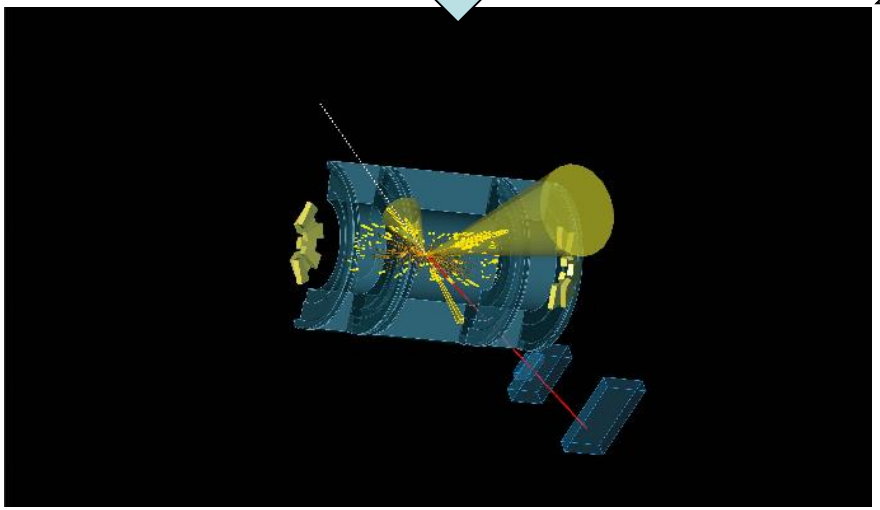



Initial ATLAS Computing Model

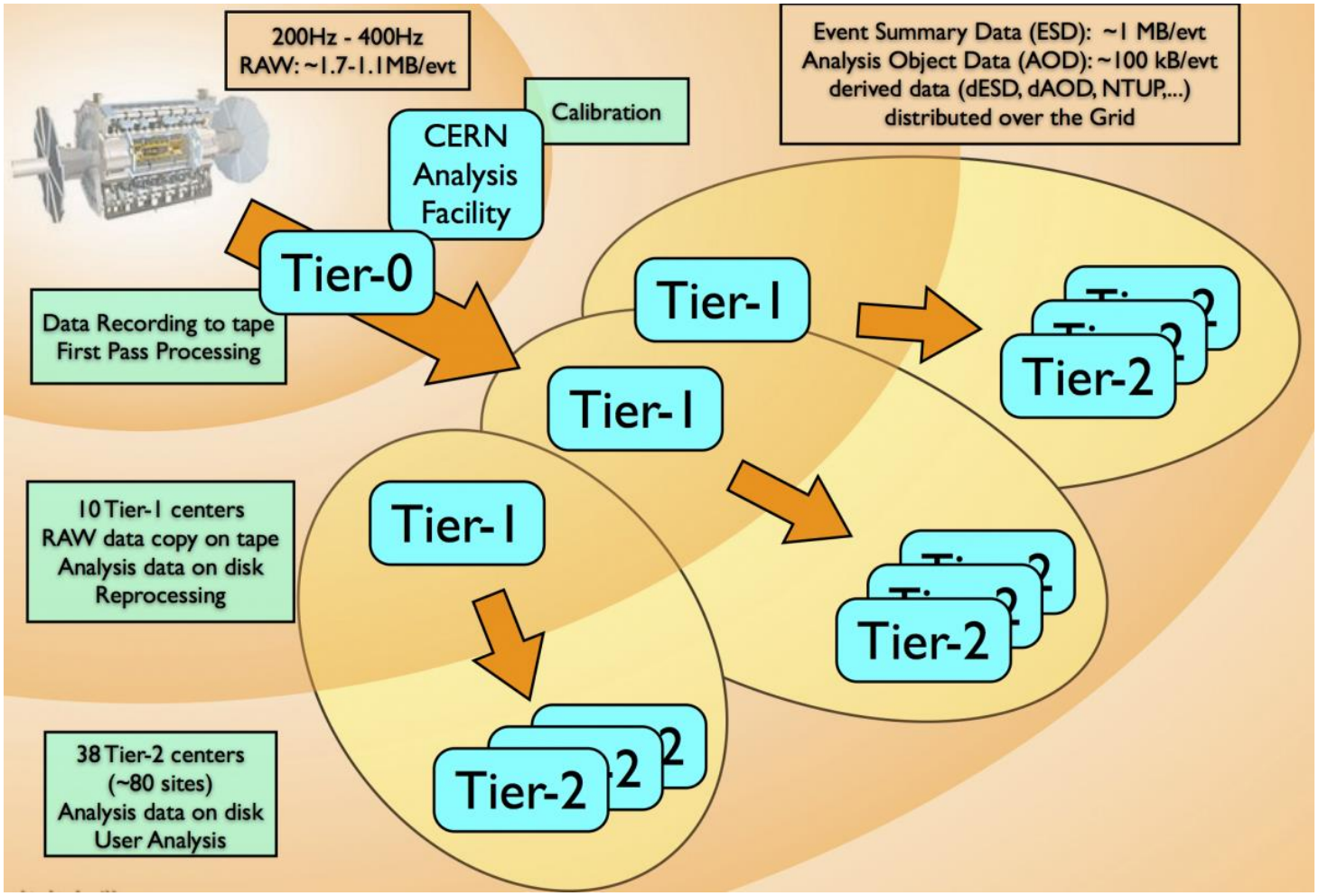

Current ATLAS Computing Model

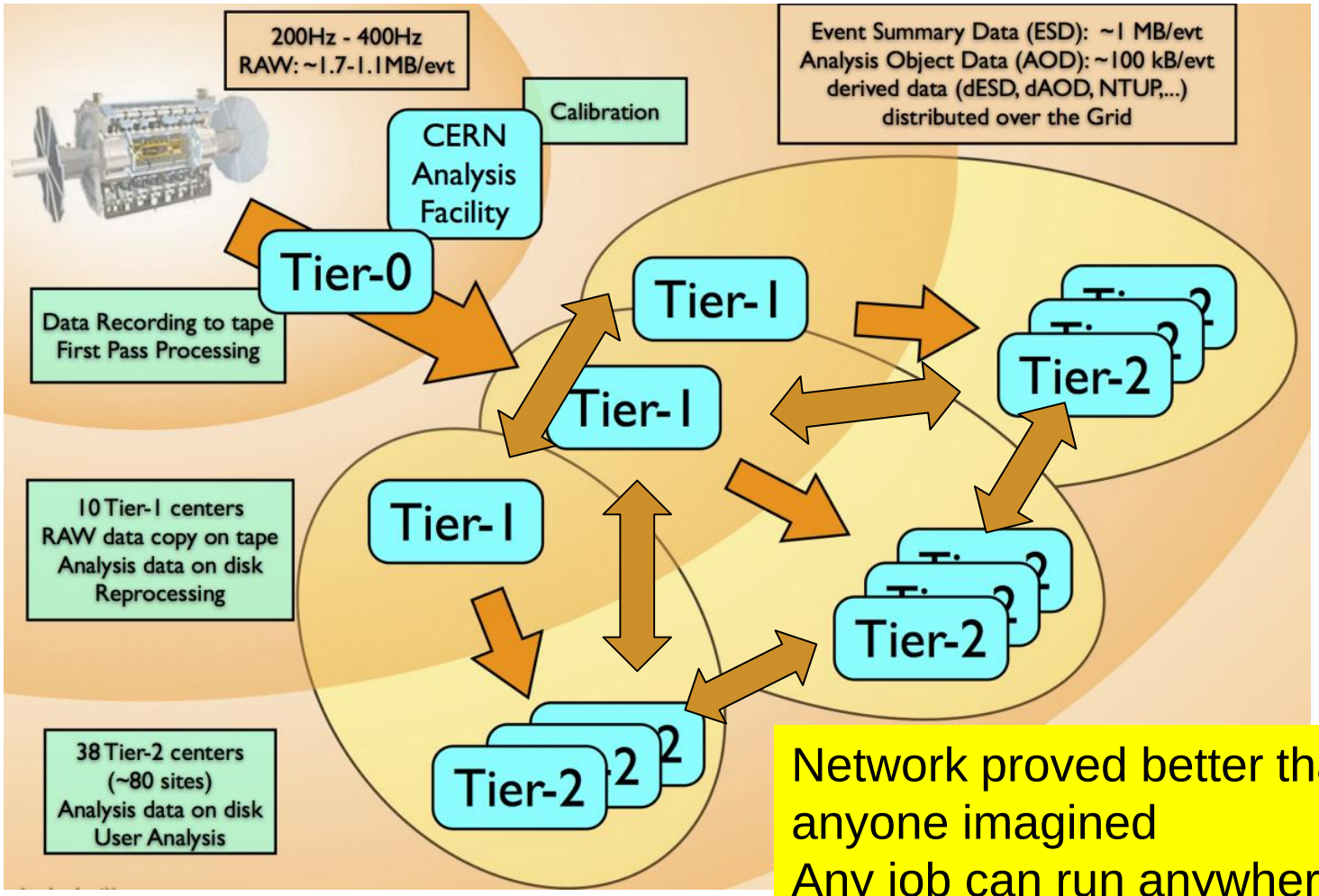

Network proved better than anyone imagined
Any job can run anywhere

The ATLAS Grid(s)

- ATLAS has its own systems on top of the Grids
  - PanDA (Production and Data Analysis) for job management
  - Rucio for data management

Rucio

- A data management system to implement the ATLAS computing model
  - A dataset catalog and transfer system, and more
  - deletion, quota management, consistency, accounting, monitoring, end-user tools, …

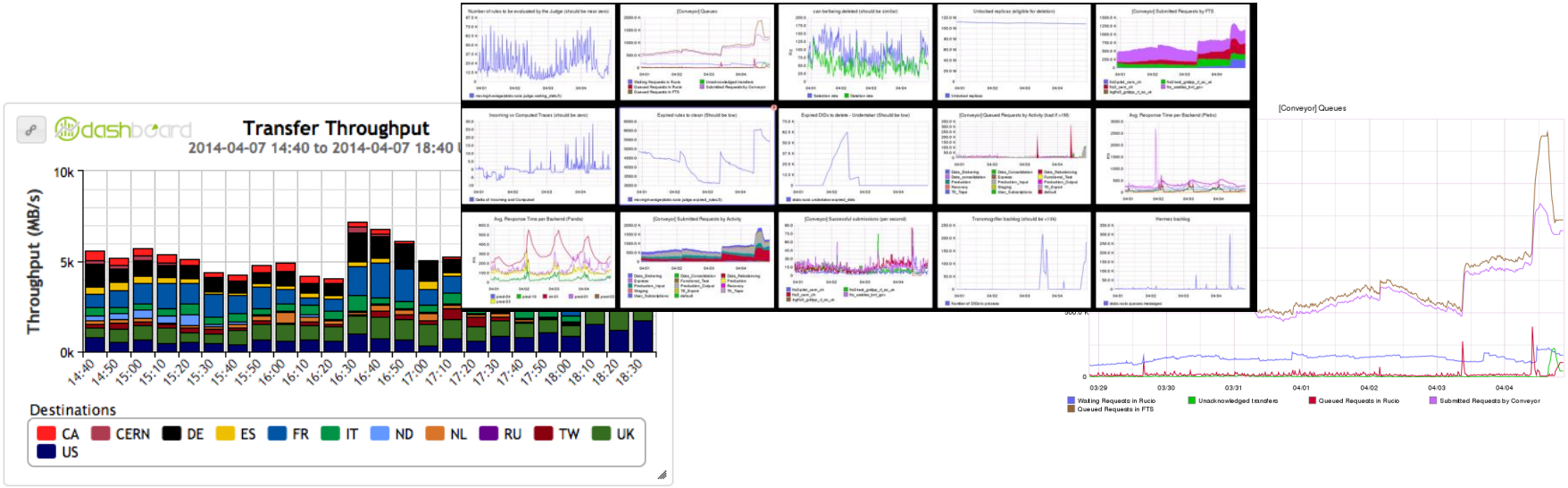

UiO : Department of Physics
University of Oslo

It’s a lot of data

Average ATLAS traffic: 10GB/s

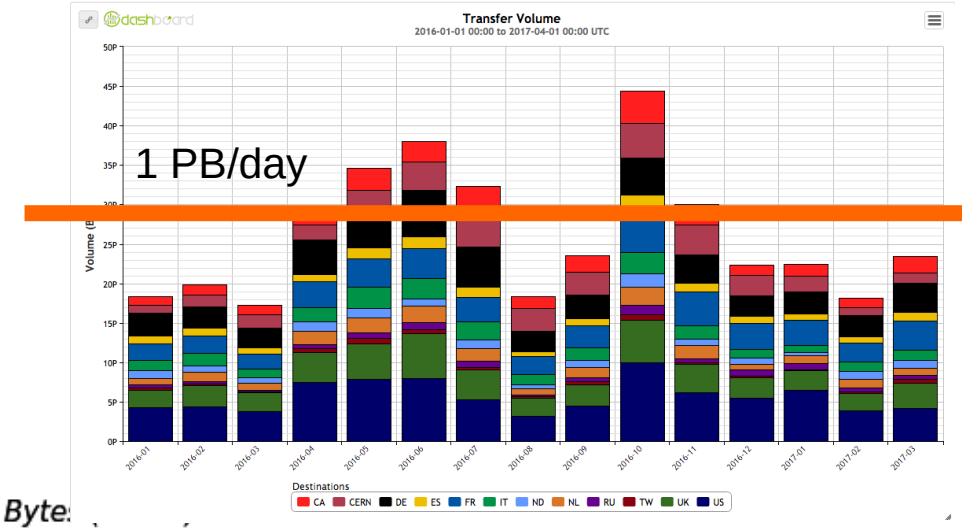

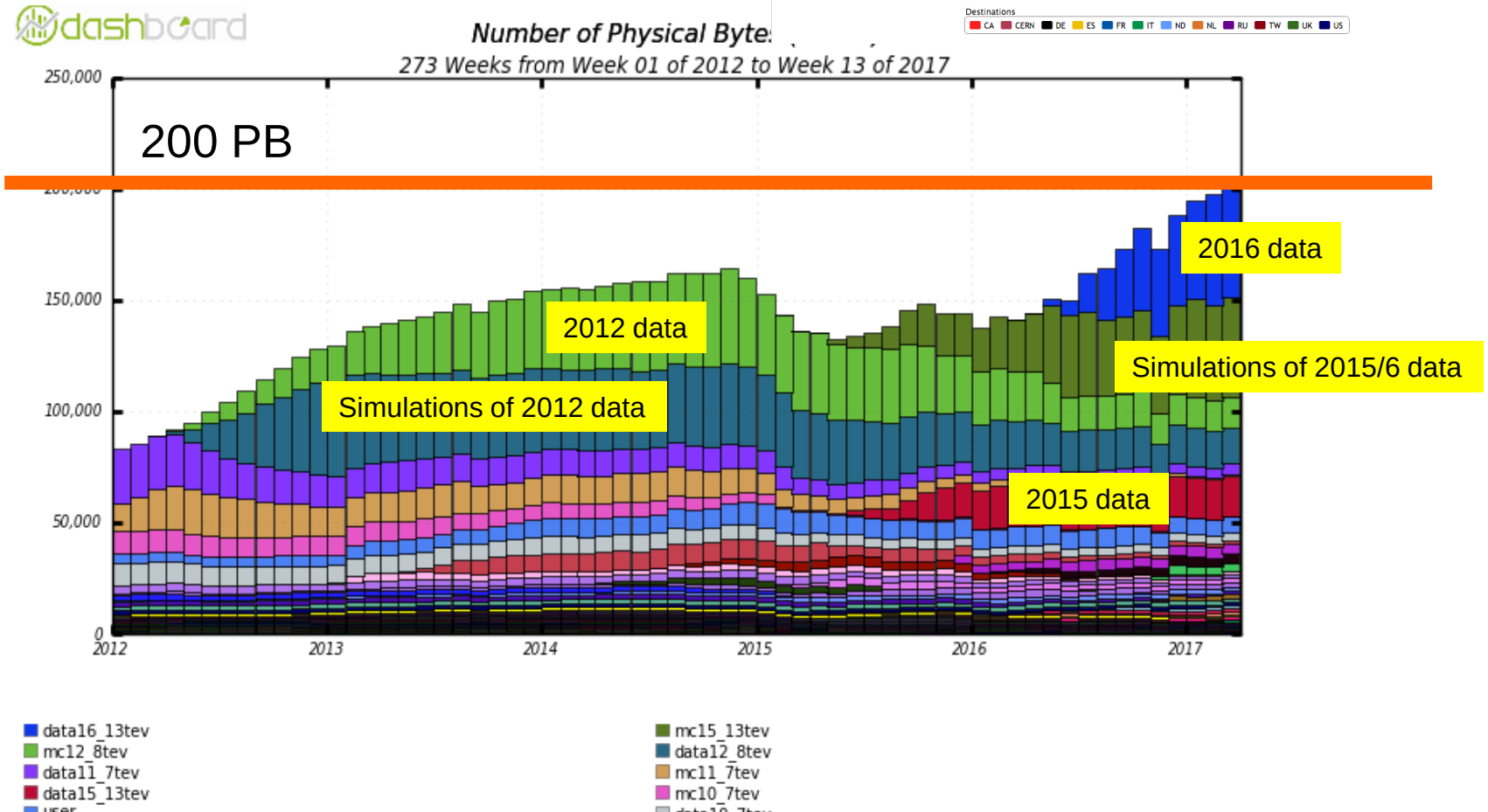

Grid job management

Classic “push” model

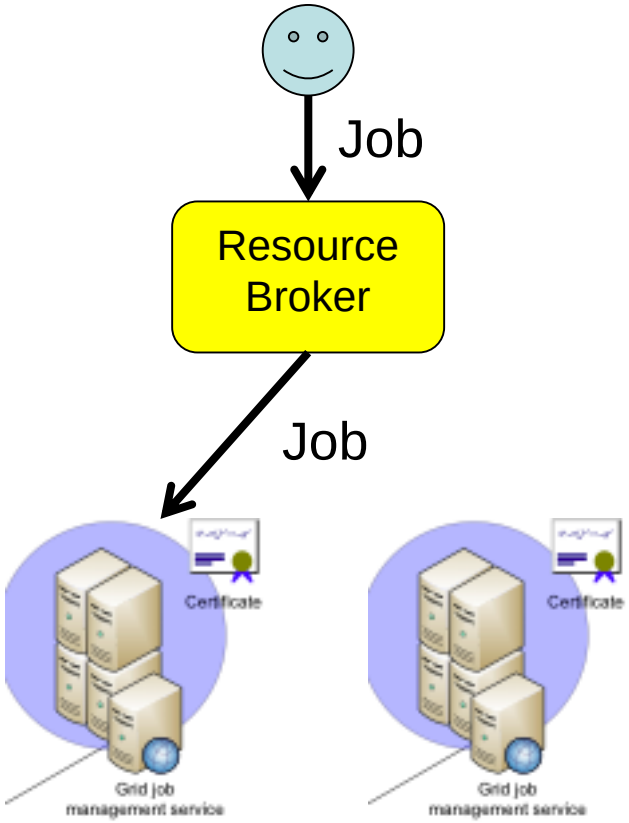

Pilot “pull” model

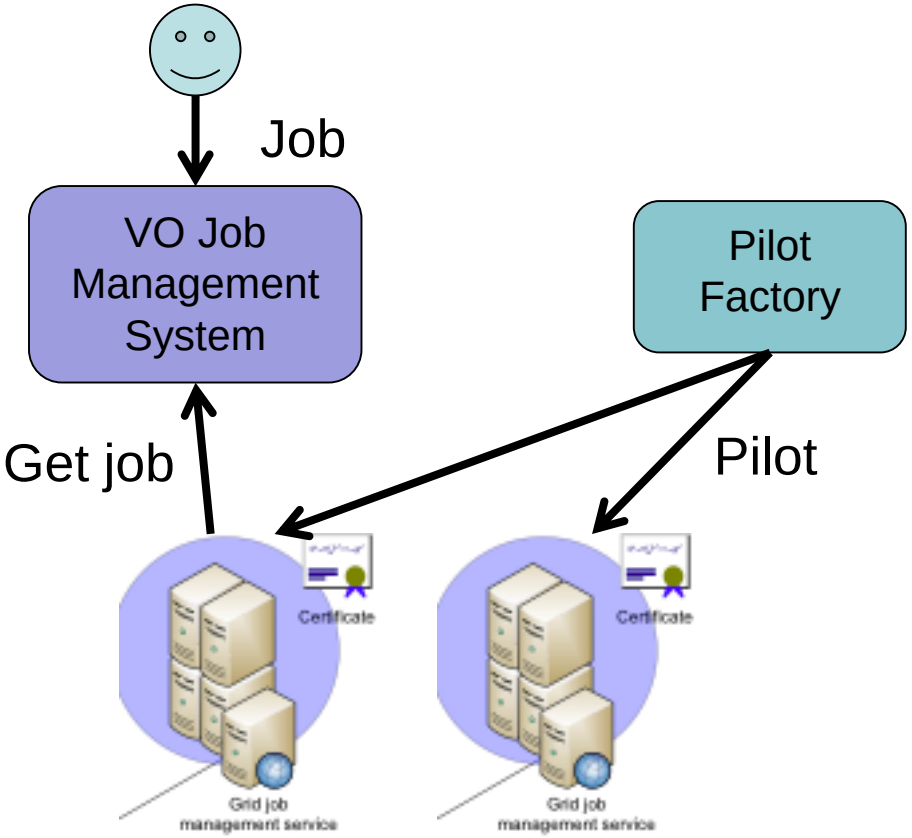

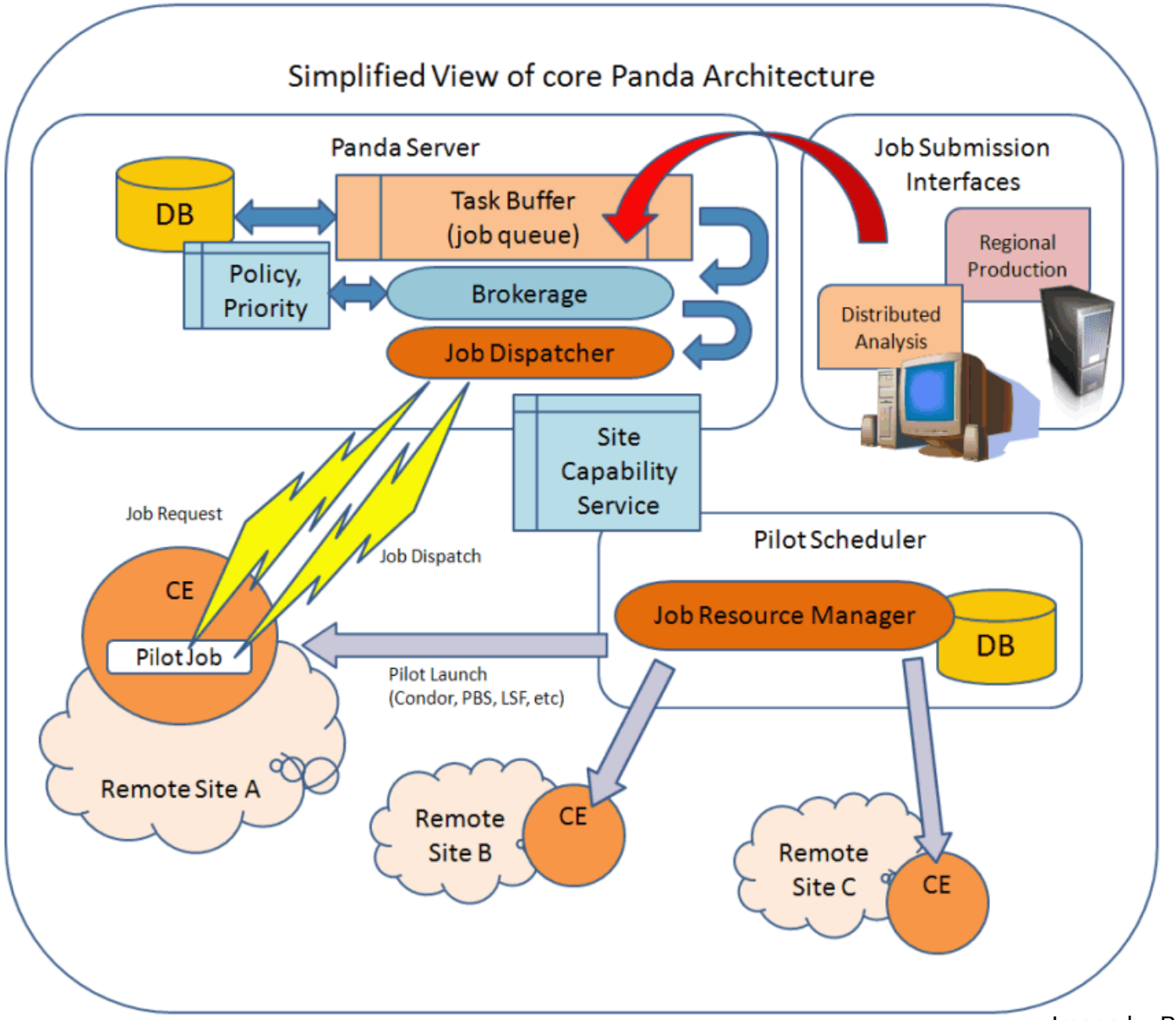
Simplified View of core Panda Architecture
Panda Server
DB
Task Buffer
(job queue)
Policy,
Priority
Brokerage
Job Dispatcher
Job Submission
Interfaces
Regional
Production
Distributed
Analysis
Site
Capability
Service
Job Request
Job Dispatch
CE
Pilot Job
Pilot Scheduler
Job Resource Manager
DB
Pilot Launch
(Condor, PBS, LSF, etc)
Remote Site A
Remote
Site B
CE
Remote
Site C
CE

Image by BNL

Job stats

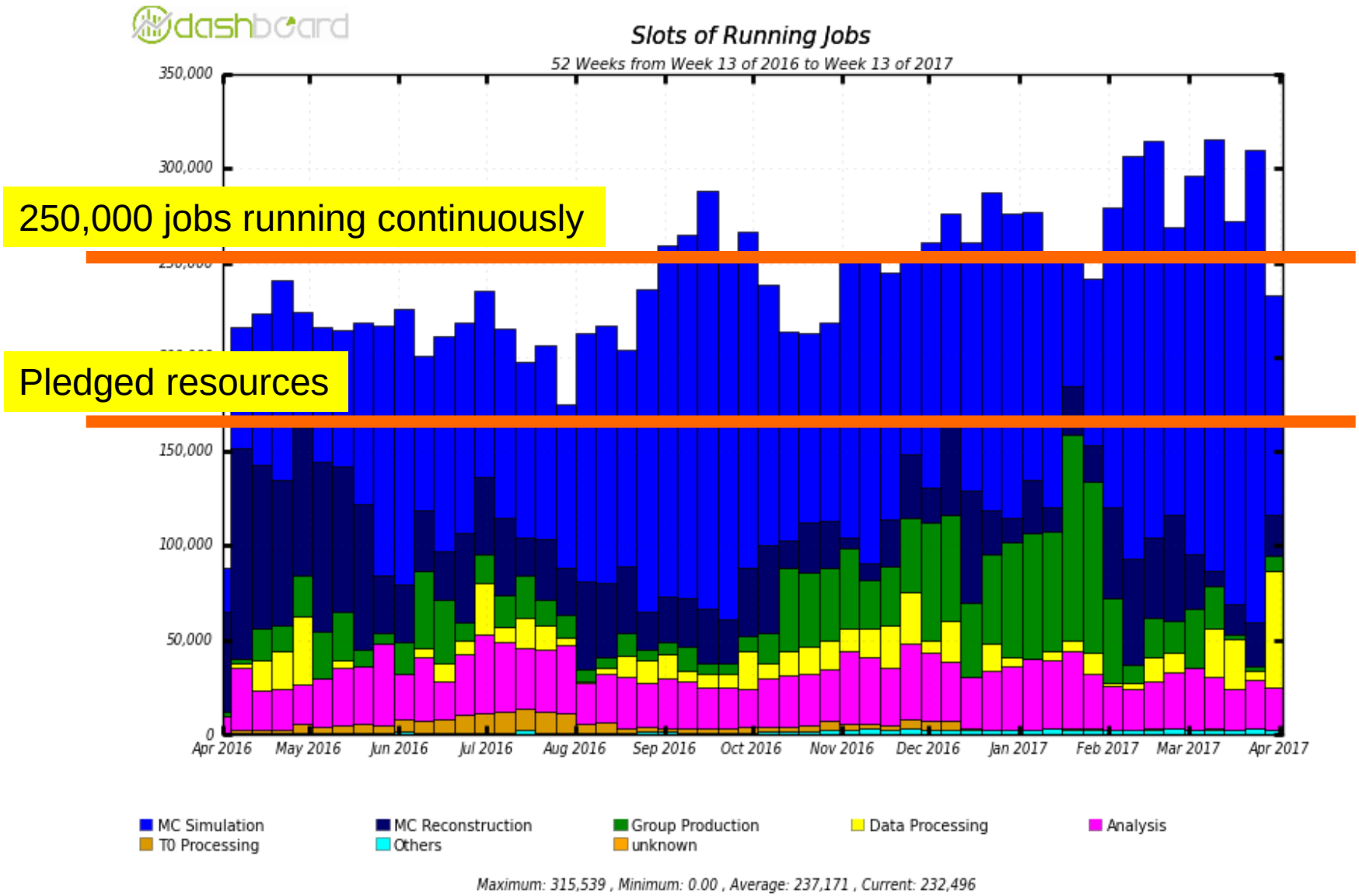

250,000 jobs running continuously

Pledged resources

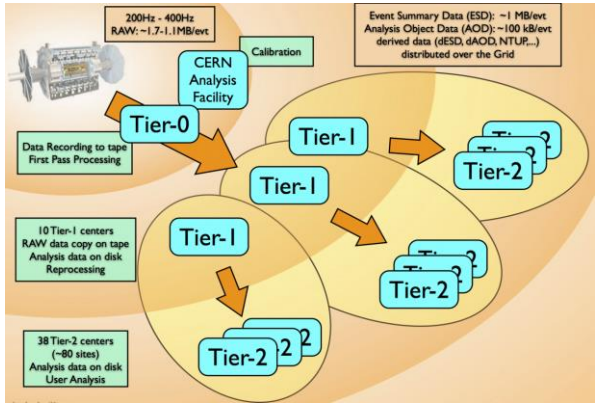

Current Challenges

- New trends in data management
  - Original model was based on network being the weak point
  - But network has proven to be cheaper and better than expected
  - Break the rigid hierarchical model of data flow and sending jobs to data
    - Dynamic data placement
    - Remote data access over wide area network
- Event-level workflow instead of file-level
- Computing architecture changes
  - More cores per CPU, less memory
- Need more CPU and disk but with flat budget -> opportunistic resources
  - High Performance Computing (supercomputers)
  - Volunteer Computing (general public)

Current Challenges

- … and getting more data than expected!

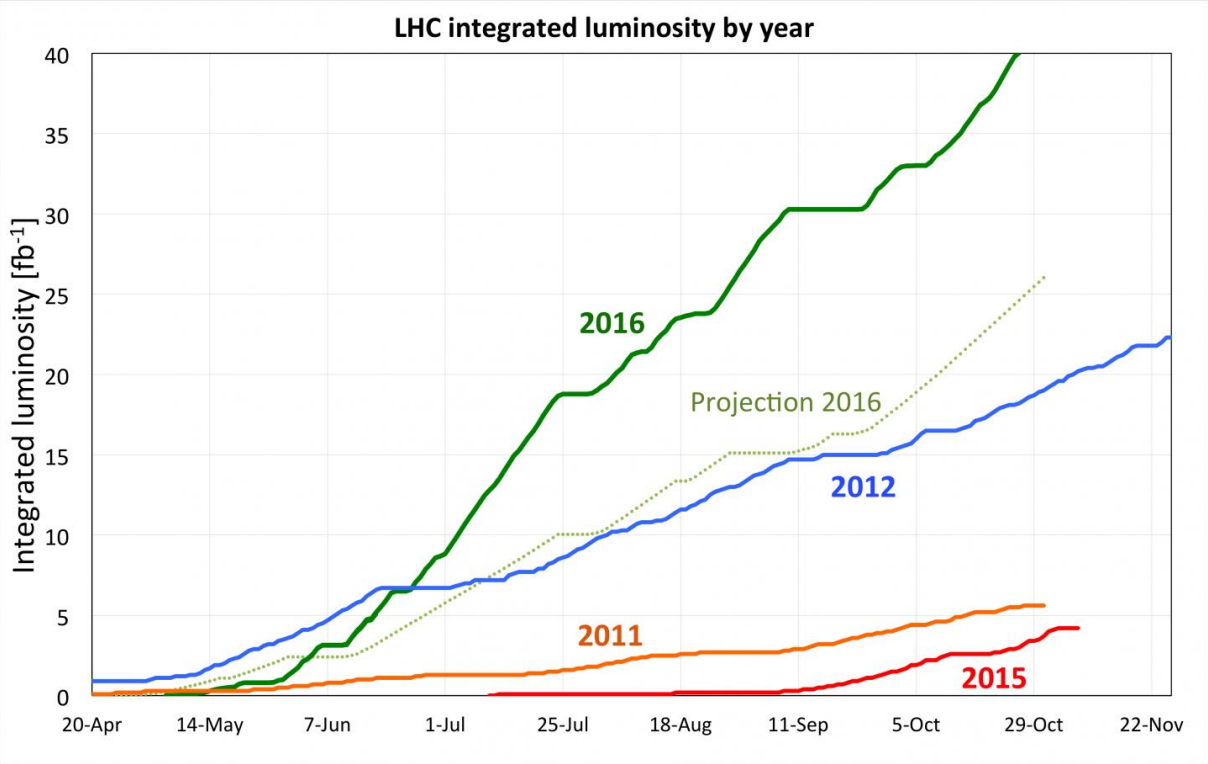

ATLAS resource needs at T1s & T2s

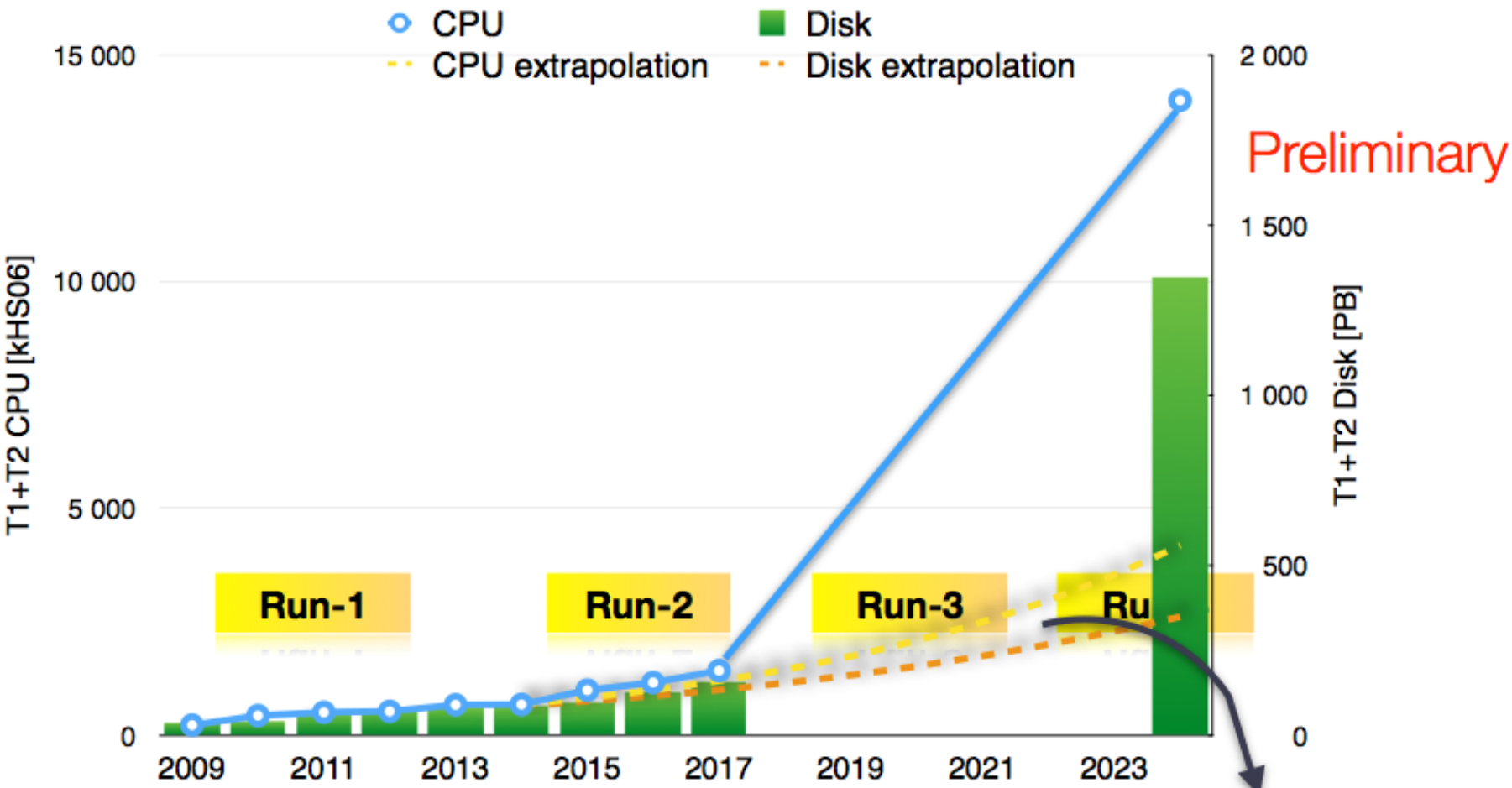

Extrapolation from 2014 (Moore law)

Slide by E. Lancon

Software: from multi-process to multi-threading

AthenaMP (multiprocessing) will not be sufficient anymore
We will need (and we are developing) AthenaMT (multithreading)

Parallel processing in a multithreaded environment will come with its challenges both for developers, operations and infrastructures

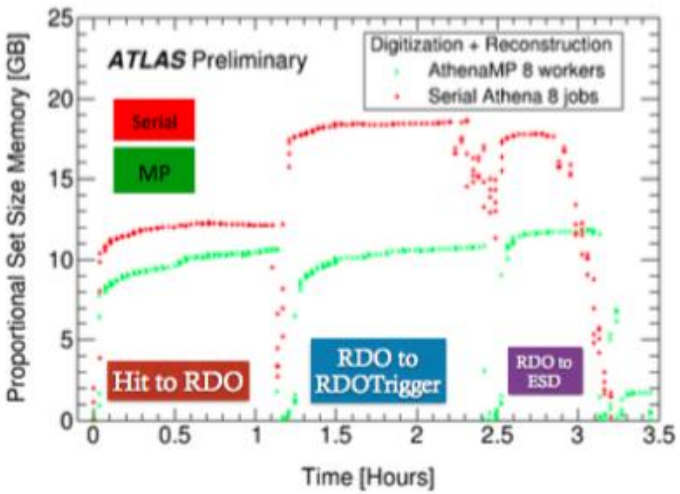

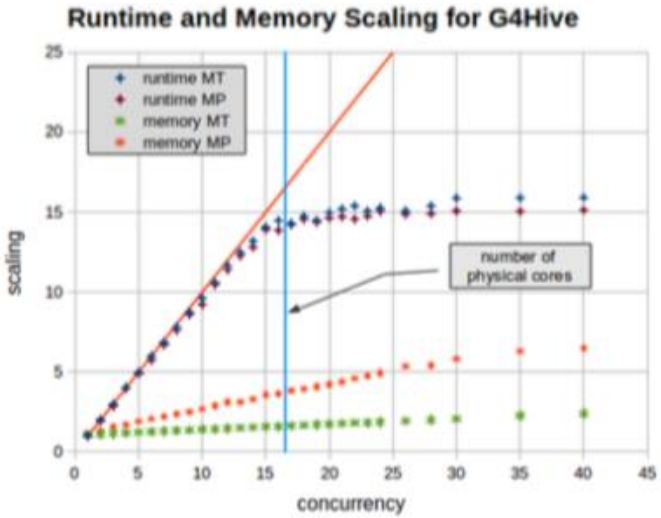

High Performance Computing (HPC)

- The Grid is made up of dedicated computing clusters
- Most other scientific computing takes place on HPC
- Differences HPC vs Grid:
  - Massively parallel vs single-node workload
  - Low vs high I/O
  - Restricted vs open enviroment
  - Multiple vs single CPU/OS flavours
  - username/password vs x509 cerfiticate

HPC potential - backfilling

- HPCs are used at 80-90% capacity
- Fill in scheduling holes between big jobs with our small jobs
  - Resources would not be used anyway so we can get them for free
  - The HPC gets higher utilisation and recognition in papers



- Targeting HPC centres in Scandinavia, USA, France, Germany, Switzerland, UK, China, …

ATLAS and Chinese HPC Grid

Supercomputing Center of Chinese Academy of Sciences

CNGrid environment

- 14 sites
  - SCCAS (Beijing, major site)
  - SSC (Shanghai, major site)
  - NSCTJ (Tianjin)
  - NSCSZ (Shenzhen)
  - NSCJN (Jinan)
  - THU (Beijing)
  - IAPCM (Beijing)
  - USTC (Hefei)
  - XJTU (Xi'an)
  - SIAT (Shenzhen)
  - HKU (Hong Kong)
  - SDU (Jinan)
  - HUST (Wuhan)
  - GSCC (Lanzhou)
- CNGrid Operation Center (based

Supercomputing Center of Chinese Academy of Sciences

CNGrid Resources

- 14 sites
- >3PF aggregated computing power
- >15PB storage

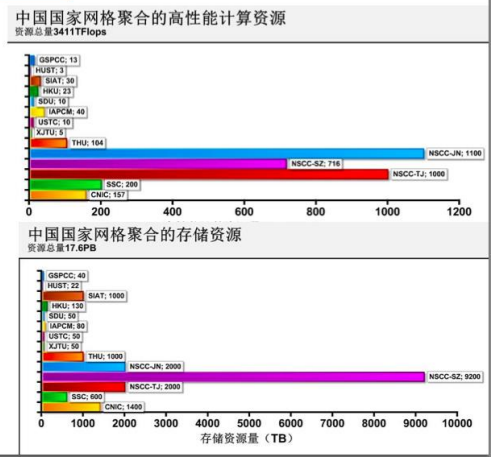

Supercomputing Center of Chinese Academy of Sciences

CNGrid HPC

- Tianhe-1A
- #1 TOP 500, 2010
- 4701 TFlop/s, 186,368 cores
- Tianjin

- Sunway Blue Light
- #14 TOP 500, 2011
- ShenWei processor
- 1070.2 TFlop/s, 137,200 cores
- Jinan

- Nebulae
- #2 TOP 500, 2010
- 2984.3 TFlops/s, 120,640 cores
- Shenzhen

- Dawning 5000A
- #11 TOP 500, 2008
- 233.5 Tflop/s, 30,720 cores
- Shanghai

- DeepComp 7000
- #19 TOP 500, 2008
- 146.0 TFlop/s, 12,216 cores
- Beijing

Volunteer Computing

- How YOU can help LHC experiments including ATLAS!
- Run simulation of collisions inside the ATLAS detector at home

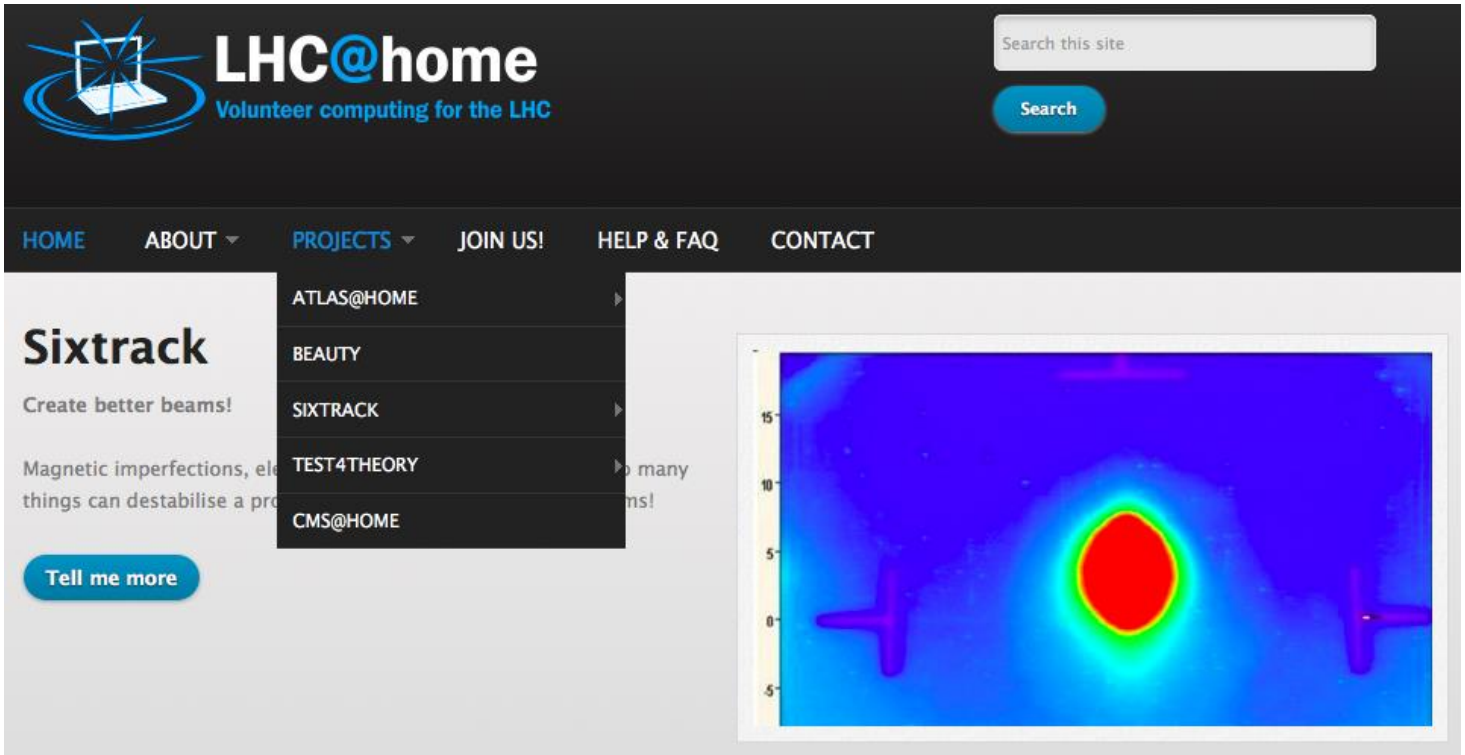

History of Volunteer Computing at CERN

- 2004: LHC@Home: Sixtrack
  - LHC beam simulations
- 2011: LHC@Home: Test4Theory
  - Pioneered virtualisation within BOINC
- 2014: ATLAS@Home, CMS@Home, Beauty@Home (LHCb)
- 2017: All projects under one umbrella: LHC@Home

LHC@home

Volunteer Computing via BOINC

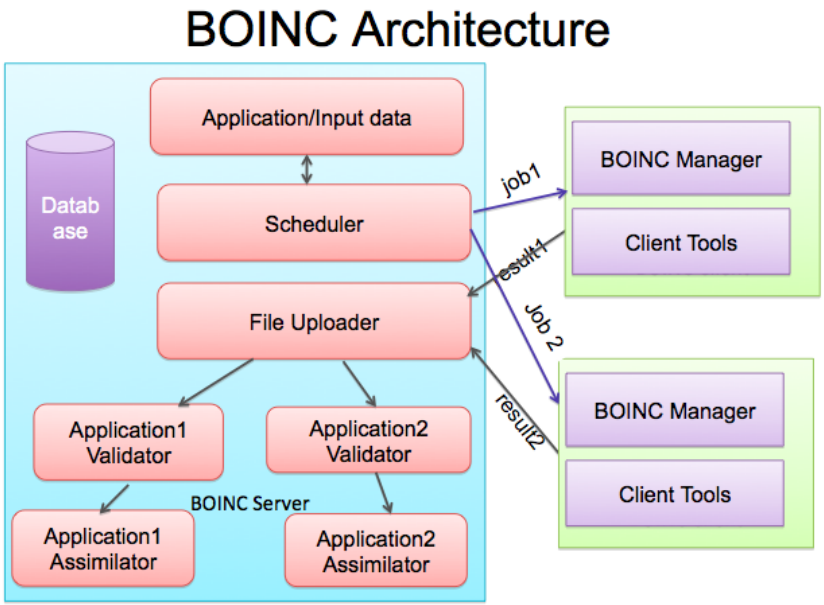

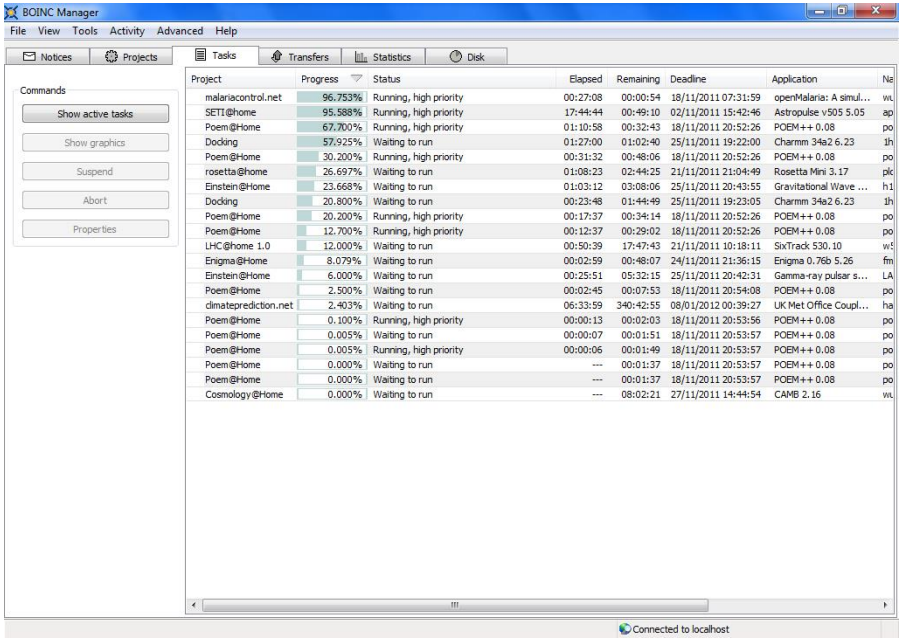

ATLAS@Home

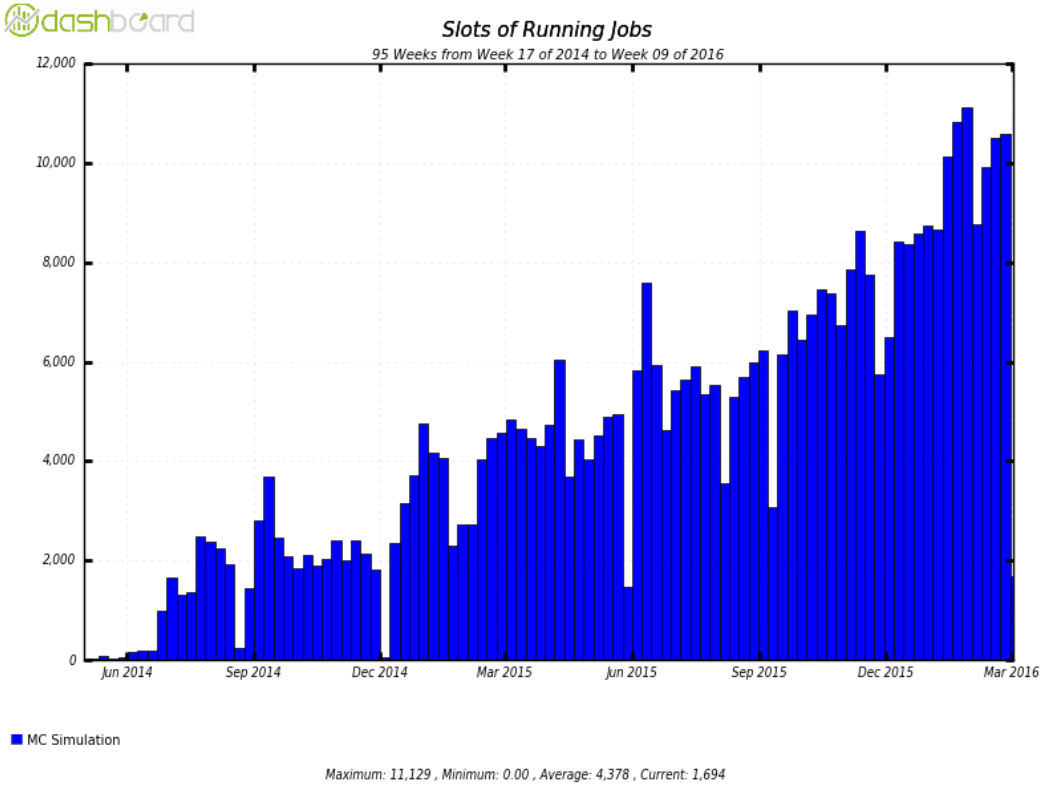

- Producing ~1% of all ATLAS simulation
- Like getting a large computing centre for free
- Not quite for free, volunteers expect a certain level of support
- Large potential in idle institute desktops

Volunteers

- BOINC has a huge dedicated community
- Many volunteers are active in several projects

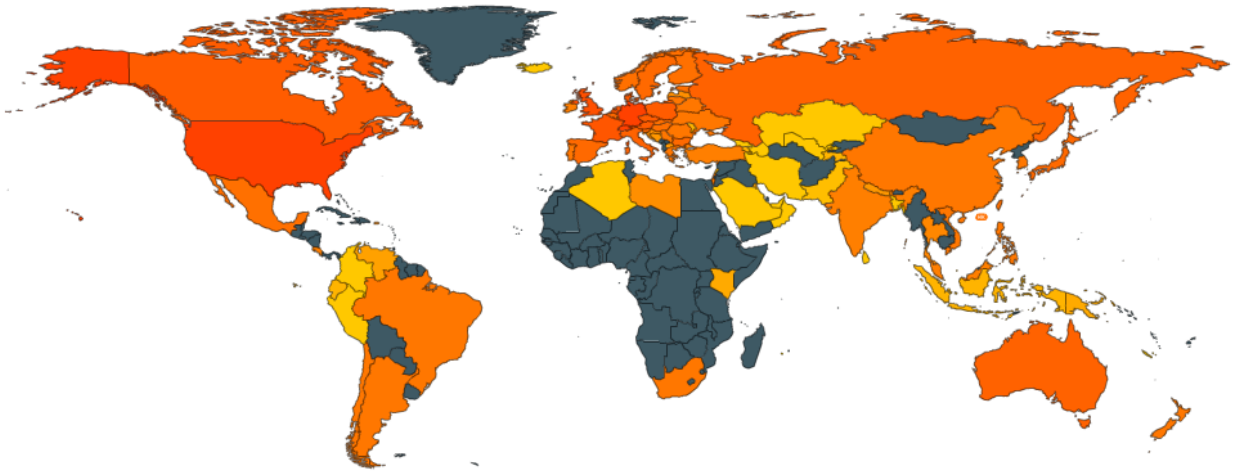

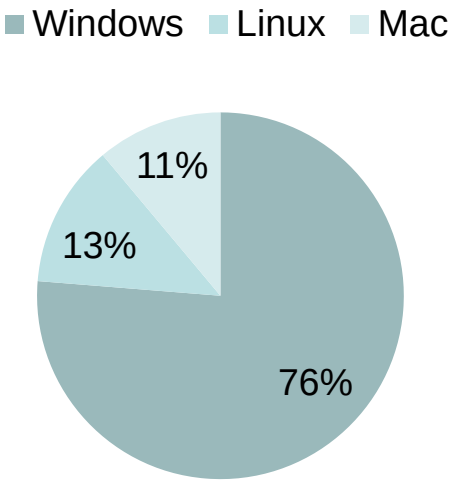

http://boincstats.com/en/stats/152/project/detail/country

Who are the volunteers?

Top participants

http://atlasathome.cern.ch/top_users.php

Rank	Name	Recent average credit	Total credit	Country	Participant since
1	MPI für Physik	25,262	55,683,198	Germany	20 Mar 2015, 9:41:04 UTC
2	WLCG Performance-Test Cluster	19,625	27,701,020	Switzerland	12 Sep 2016, 18:02:13 UTC
3	Claus Varming Lund	6,150	13,104,473	Denmark	8 Mar 2015, 13:53:43 UTC
4	pool.gridcoin.co	6,036	6,390,160	International	16 Dec 2015, 19:53:54 UTC
5	kane	5,109	1,642,627	Germany	24 Jan 2017, 8:33:17 UTC
6	gorinie	4,488	5,310,887	Italy	21 Apr 2015, 14:11:43 UTC
7	taurec	4,308	1,004,054	International	26 Jun 2014, 9:54:40 UTC
8	Velodrome0815	4,184	1,947,228	Germany	18 Dec 2015, 14:17:43 UTC
9	47an	4,127	10,732,116	Sweden	14 Jan 2015, 22:21:54 UTC
10	BelgianEnthousiast	3,037	833,744	Belgium	5 Apr 2015, 10:31:40 UTC
11	Mnemonic	2,540	2,862,673	Switzerland	1 Aug 2014, 23:23:22 UTC
12	Kosice@CERN	2,351	3,806,834	Switzerland	23 Jul 2014, 11:06:00 UTC

- Credit
  - Allocated by BOINC for successfully completed jobs
  - Very roughly 3 credits/event
  - No monetary value but a strong motivator
- **Golden rule**: always give credit for work done!
  - If a job crashes but used significant CPU, credit is still given
  - If a job is cancelled by ATLAS, don't cancel volunteer's job

UiO Involvement

- David C in charge of the project
- Last year a bachelor thesis by Giulio Isacchini to make a graphical interface
- Many more potential things to work on!

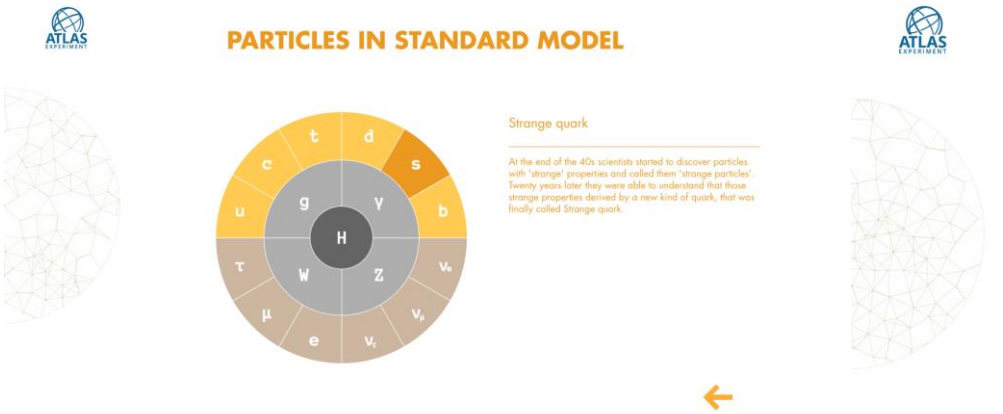

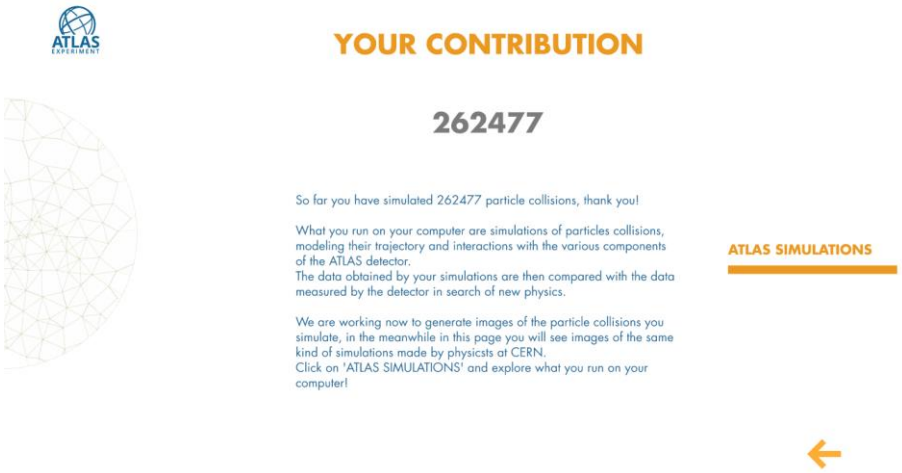

Join us!

- http://lhcathome.cern.ch
- BUT!
  - You need a fairly good machine to run ATLAS software
  - 4GB of RAM per job
  - And download a 500MB file to get started

Why not just use “the cloud”?

- We do!
  - But on a small scale
  - Or in a way where we don’t notice it (eg CERN’s OpenStack cloud)
- Historical reasons
  - Grid infrastructure has developed and stabilised over many years
- Funding
  - Research agencies prefer to pay for in-house expertise
- Sustainability
  - LHC will be taking data for the next 20+ years, data must be kept for even longer than that…
- Cost
  - Data-intensive computing 5-10 times more expensive (but falling) using commercial cloud providers

Summary

- Distributed computing is a vital part of LHC physics

- For the average user it is really like the Electric Grid
- UiO plays a strong part at many levels of Grid computing work
- Many interesting challenges ahead, especially looking to HL-LHC
- New technologies may save us: machine learning, analytics, etc

Slide by Rolf Heuer, 4 July 2012