

CERN

European Organization for Nuclear Research

Organisation Européenne pour la Recherche Nucléaire

SLS Tape metrics questionnaire

WLCG MB phoneconf, 23/11/2010

German Cancio
CERN Tape Operations team

`German.Cancio@cern.ch`



Agenda

- SLS tape displays: background
- Issues with current SLS views
- Proposal to review SLS tape metrics
- Questionnaire



Background

- Tape efficiency metrics for WLCG tape MSS were defined early 2008. Goals:
 - Measure T0/T1 tape service performance
 - Compare efficiency between sites
- Target audience
 - Site administrators
 - Experiment computing responsables
 - End users
- Core set of metrics defined (see details here: <https://twiki.cern.ch/twiki/bin/view/LCG/MssEfficiency>)
 - Rate from/to tape
 - File size
 - Tape repeat mounting
 - Data transfer per mount
- Initially reported “by hand” by site admins, then via SLS
 - https://sls.cern.ch/sls/service.php?id=WLCG_Tier1_Tape_Metrics



(Some) Issues with current SLS tape views

Missing site reports
(some since months)
and gaps in reporting

this service consists of:

- CERN Tape System
- CERN Tape System DEV
- CA-TRIUMF Tape System
- DE-KIT Tape System
- ES-PIC Tape System
- FR-CCIN2P3 Tape System
- IT-INFN-CNAF Tape System
- NDGF Tape System
- NL-T1 Tape System
- TW_ASGC Tape System
- UK_T1_RAL tape metrics
- US FNAL CMS Tape System
- US-T1-BNL Tape System

No agreed definition of
“availability”

WLCG Tier-1 Tape System

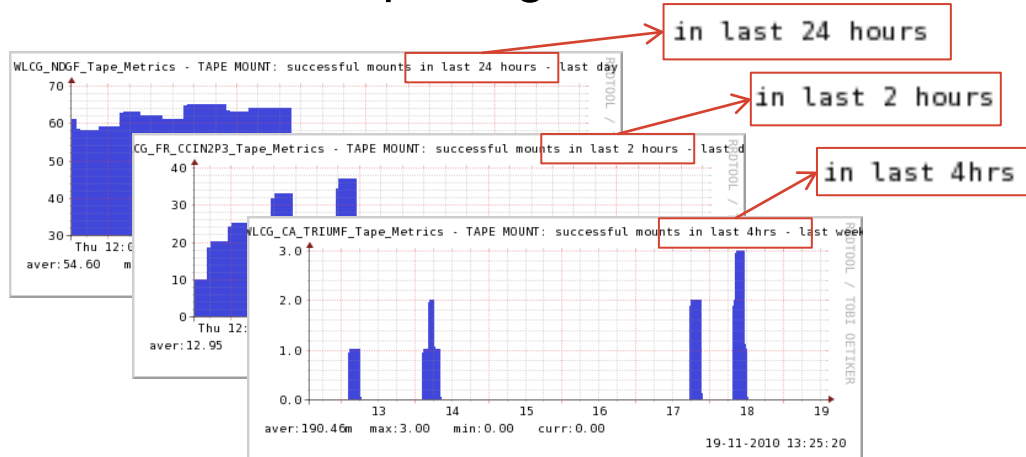
availability:

(more)

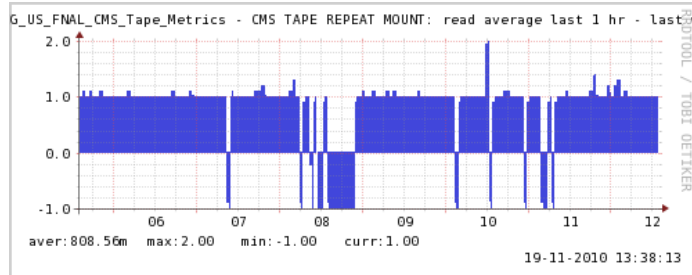
percentage: 66%

status: **available**

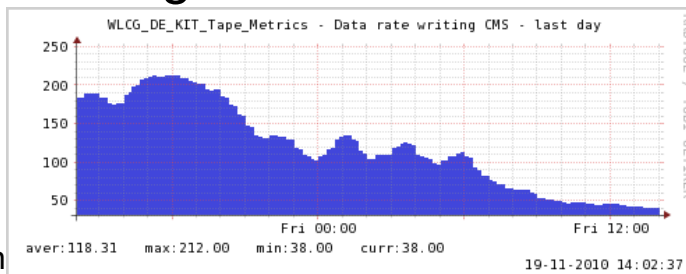
Non-uniform reporting intervals



Inconsistent metric values



Missing metric units





Proposal to review SLS tape metrics

- Utility of current SLS WLCG Tape MSS displays questionable
 - Not (regularly) checked by (all) site admins
 - Not clear if/how used by experiments
- Work needed for making the display more attractive and usable for site admins and experiments
 - As agreed at the HEP tape experts workshop (June 2010)
- Proposal: Review, clean up and tighten SLS metrics
 1. Is SLS the right vehicle?
 2. Review metrics being displayed. Which ones can be removed/streamlined? Are there missing metrics to be added?
 3. Tighten up weak metrics using common specifications
 4. Follow-up with sites for (re)implementation of SLS metric sources



Questionnaire

- Small questionnaire for SLS usage and metrics
 - Target: site admins and experiments (via computing coordinators)
 - 9 questions, reviewed by HEP tape experts
 - Can be answered in 20-30 minutes
 - To be sent out by mail; request to be returned by December 6th
 - Attached to the MB agenda page ([link](#))
- Topics
 - SLS usage vs other displays
 - Relevance of existing metrics
 - Potential additional metrics
 - Definition of availability
- A new metric set proposal will be produced based on questionnaire results
 - To be agreed upon with site admins and experiments
 - Goal is not to duplicate site-specific monitoring but to provide a reduced set of common basic and meaningful metrics
- Implementation to follow, replacing existing metric set



Questions / comments ?