

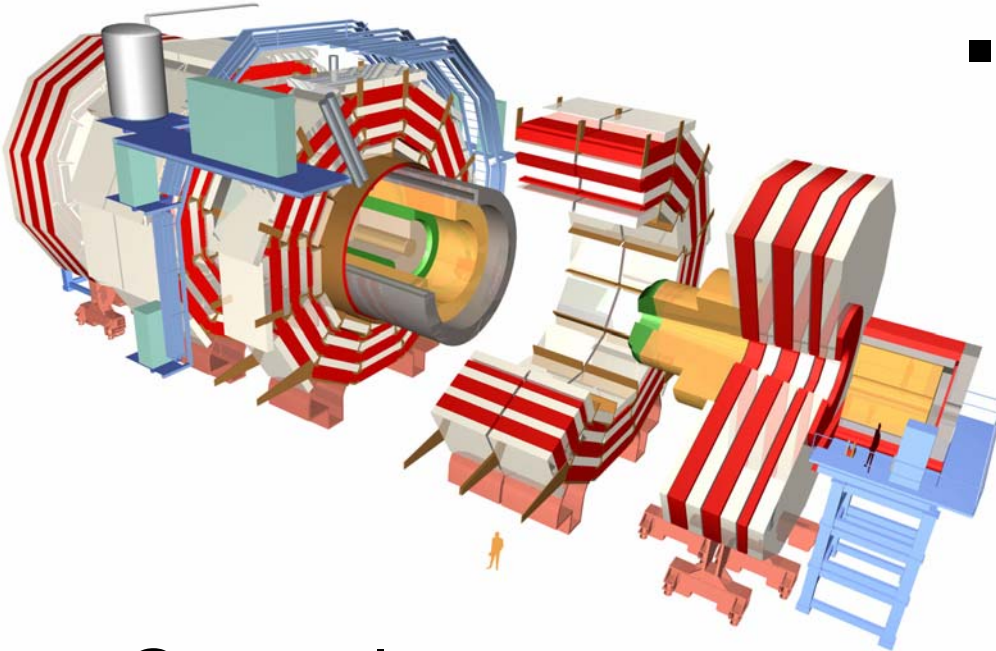
*Resolution Studies of the
CMS ECAL in the 2003 Test
Beam*

Guy Dewhurst

IOP Particle Physics Conference
2004

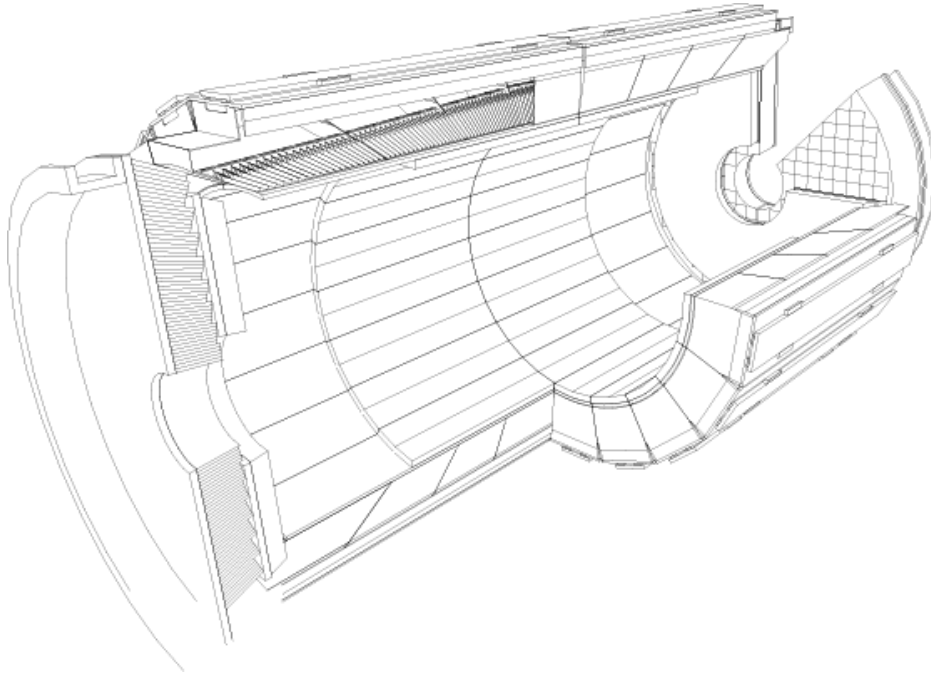
Birmingham

The CMS Detector



- General purpose detector situated on the LHC at CERN
- Centre of mass energies up to 14 TeV
- Structure:
 - Analogue pixel and strip silicon tracker
 - Lead tungstate crystal electromagnetic calorimeter
 - Hadronic calorimeter
 - Superconducting magnet, 4T
 - Muon system
- ECAL compact, radiation tolerant with good resolution

CMS ECAL and the Test Beam

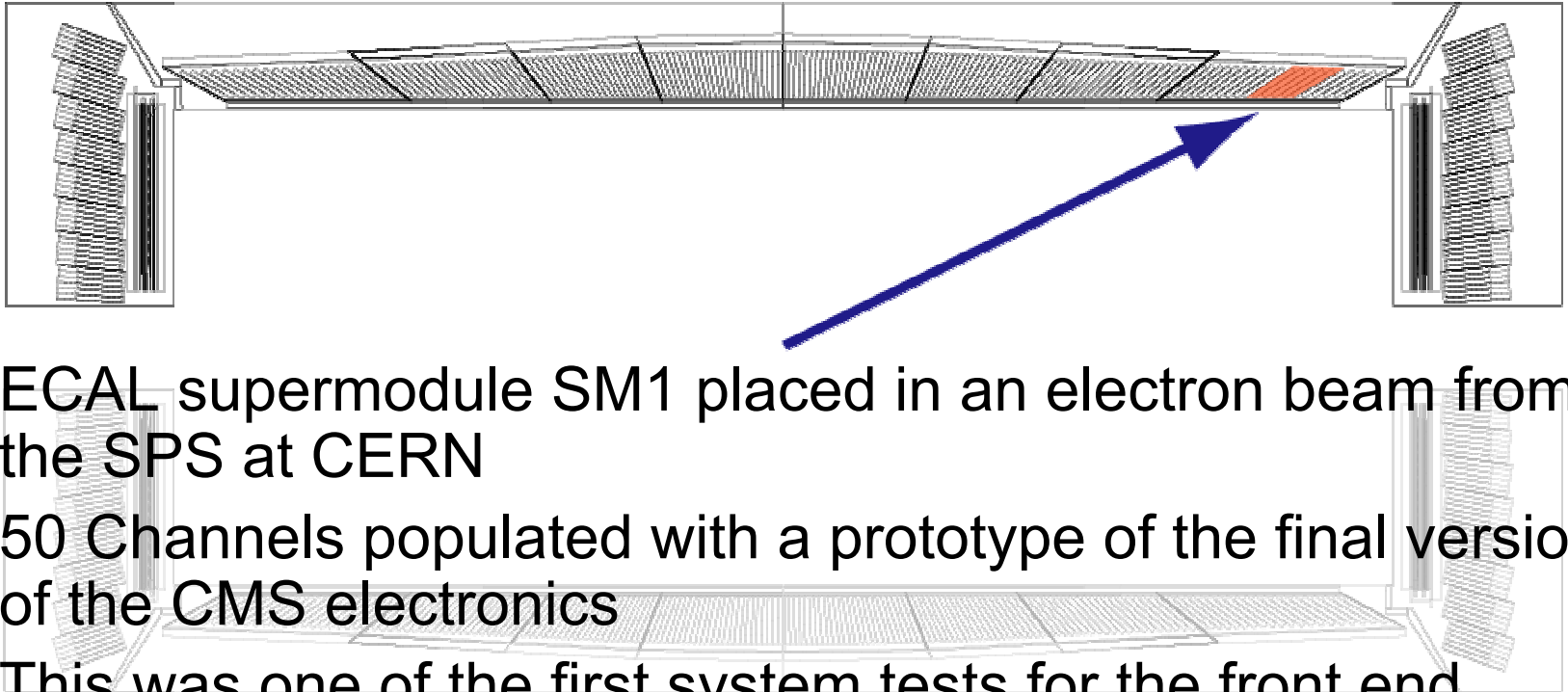


- Target energy resolution (TDR '97)

$$\frac{\sigma}{E} = \frac{155\text{MeV}}{E} \oplus \frac{2.7\%}{\sqrt{E}} \oplus 0.55\%$$

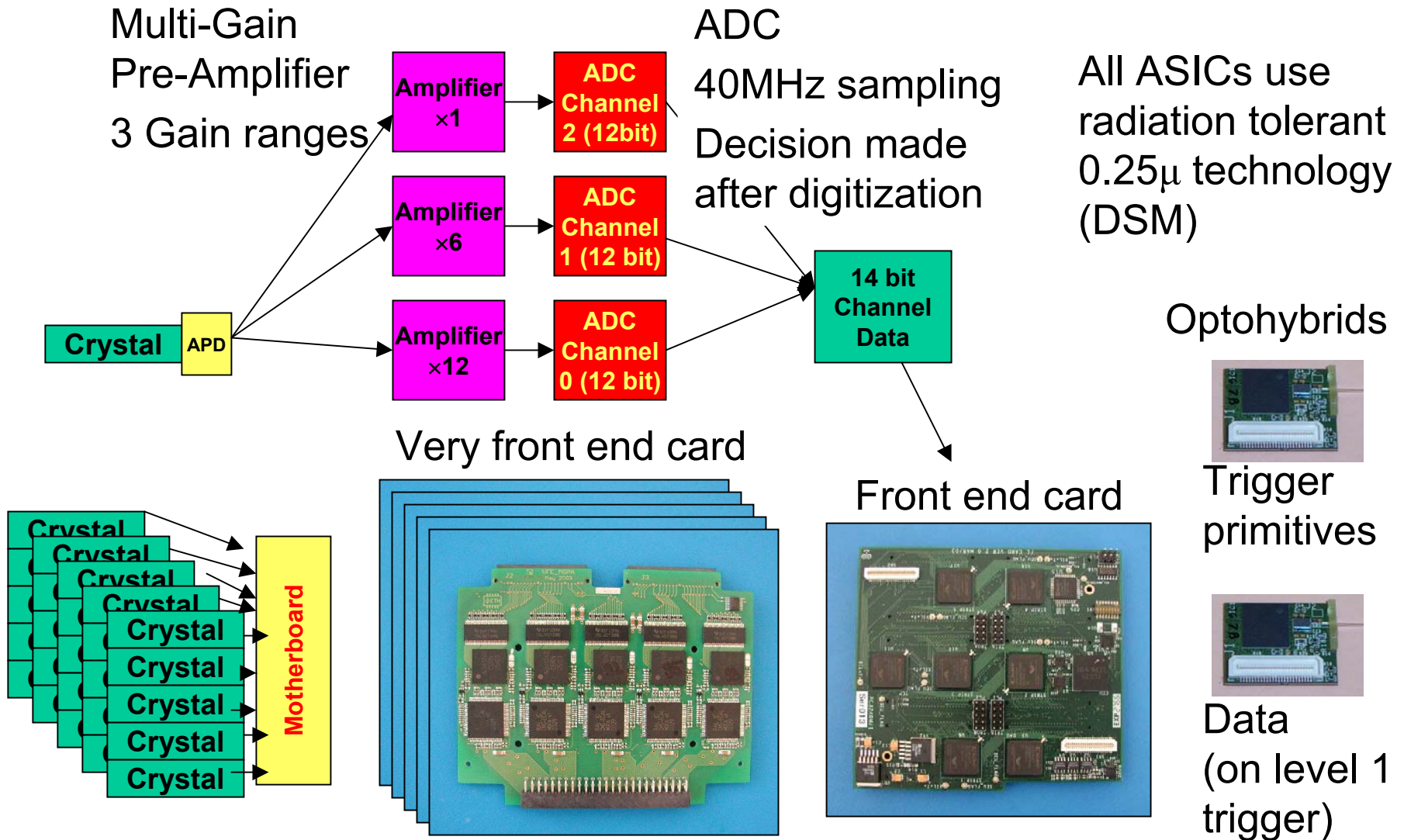
- Design features tested and qualified in test beam
 - Startup intercalibration values
 - Detailed comparison with Monte Carlo
 - Verification of final laser monitoring system
- Performance of new front end electronics, redesigned in mid 2002, verified in 2003 test beam

Test Beam Overview




- ECAL supermodule SM1 placed in an electron beam from the SPS at CERN
- 50 Channels populated with a prototype of the final version of the CMS electronics
- This was one of the first system tests for the front end electronics
- Beam taken during heavy ion run over a week long period
- Runs using electrons of energies 25, 50, 70 and 100 GeV taken

ECAL Readout



Test Beam Setup

- Module mounted on movable table
- Beam aligned as from CMS center
 - Hodoscope used to measure impact point
- Beam is asynchronous
 - TDC used to measure phase
- 14 time samples taken per event to describe the pulse



- Low frequency noise
 - Frequency much lower than sample rate
 - Similar effect to an unstable pedestal

Weights Method

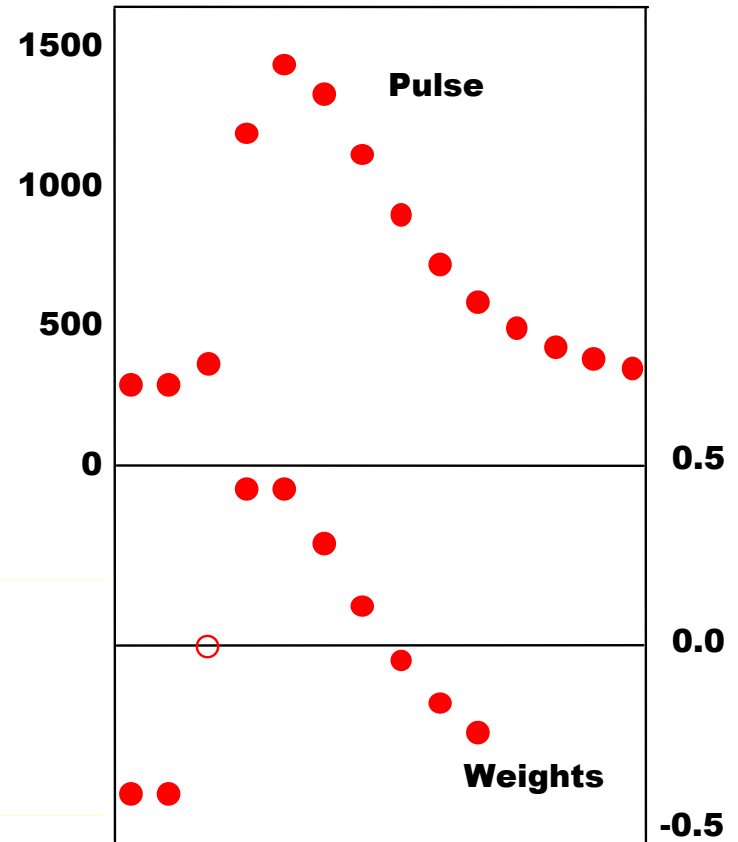
$$Amplitude = \sum w_i S_i$$

- Amplitude calculated using a weights method.
- Set of weights calculated to subtract pedestal event by event
 - Use least squares method:

$$\chi^2 = (\vec{S} - A\vec{F} - P)Cov^{-1}(\vec{S} - A\vec{F} - P)$$

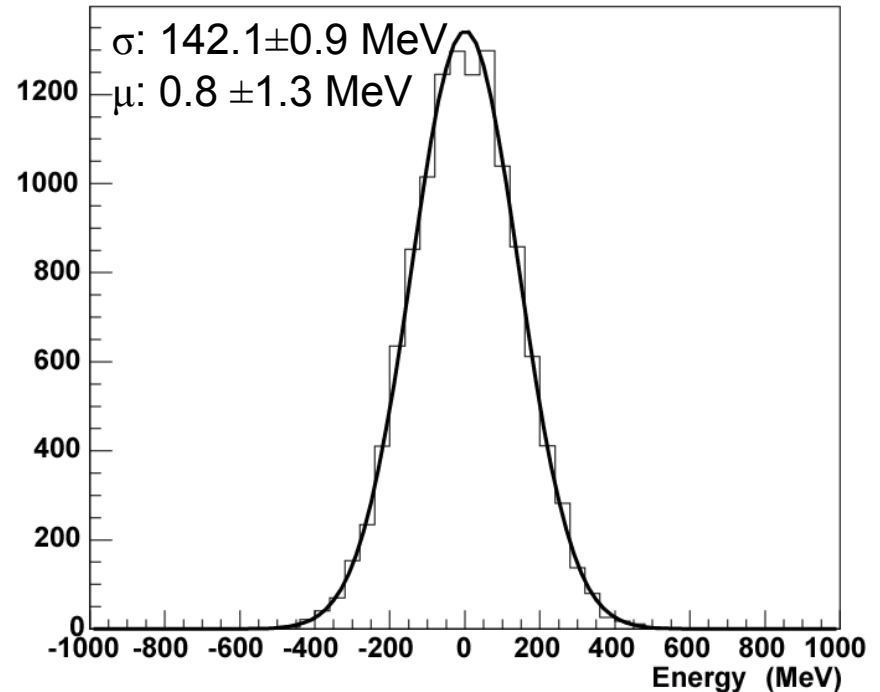
- S: samples, A: amplitude, F: functional description, P: pedestal level
- cov: sample to sample noise correlation matrix

- Correlation matrix taken as the unit matrix



Noise Performance

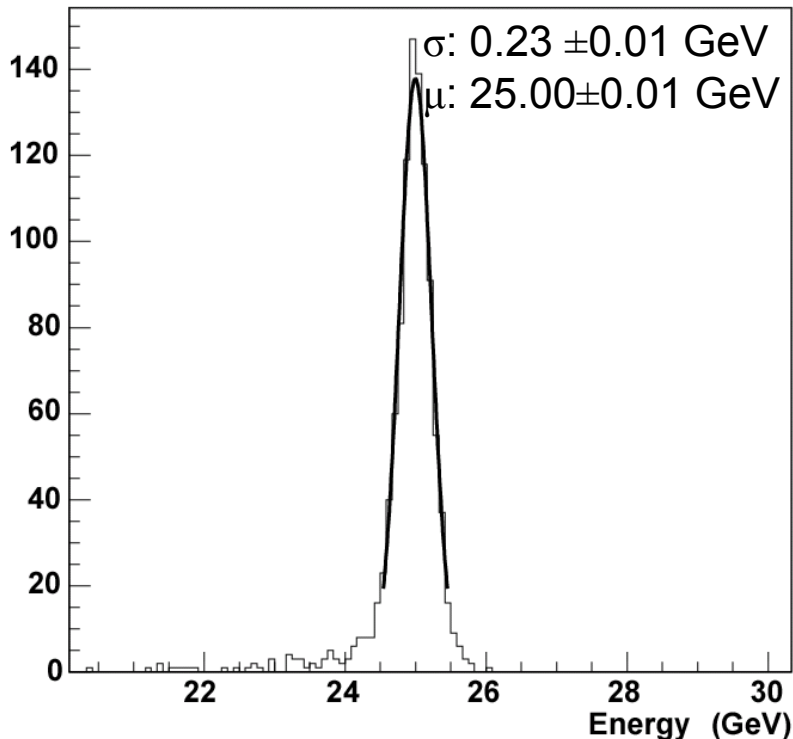
- Level of noise calculated using randomly triggered data
- Noise level is 142 MeV for the sum of 9 channels and 238 MeV for the sum of 25
- Equates to about 47 MeV of noise per channel
- Very little residual correlated noise



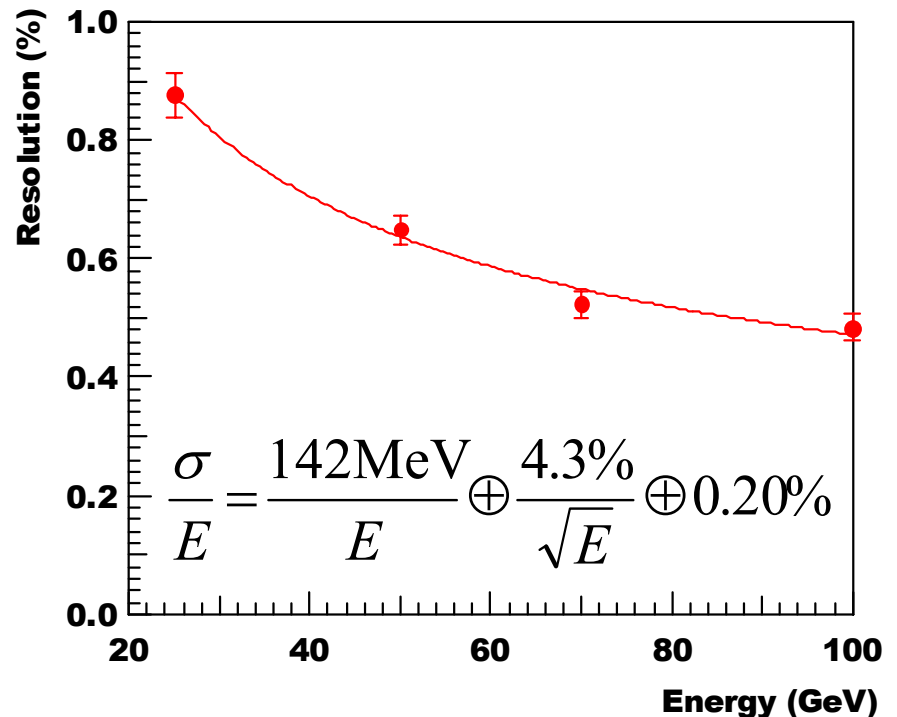
Noise from the sum of 9 channels.

Resolution

Reconstructed energy of 25 GeV electrons using the sum of 9 crystals



- Resolution evaluated with a cut of $4 \times 4 \text{ mm}^2$ on position of incident electron
- Momentum spread on beam is subtracted (0.2% for 100 GeV)



Conclusions

- Low frequency noise removed through subtracting pedestal event by event
- New DSM electronics capable of low noise performance
- Resolution down to target levels
- Low frequency noise understood by electronics experts and eliminated
- Complete supermodule in 2004 test beam