




Title page for IMCC presentation in PowerPoint

The 4 different models for presentations title pages are intended to face different situations but the first one has to be selected when it's possible.

Version 1



Slide background

Background image

Logo image with transparent area

Title - Arial Narrow bold
28pt / black / centered




Muon Cilder
Collaboration
logo



Complenetary
logo (CERN)

Version 2

To be used when a picture is available but colours of it doesn't well matched the ocours of logo.



Slide background

Background image

Gradient image - transparency 25%

Logo image with transparent area

Title - Arial Narrow bold
28pt / black / centered



Muon Cilder
Collaboration
logo



Complenetary
logo (CERN)


Version 3 :

This version is to be used only when some additional logos are needed at the bottom of the title page.



Title - Arial Narrow bold
28pt / black / centered

Slide background
Background image
Logo image with transparent area
White gradient image



Muon Cilder
Collaboration
logo



Complenetary
logo (CERN)



Additional logos

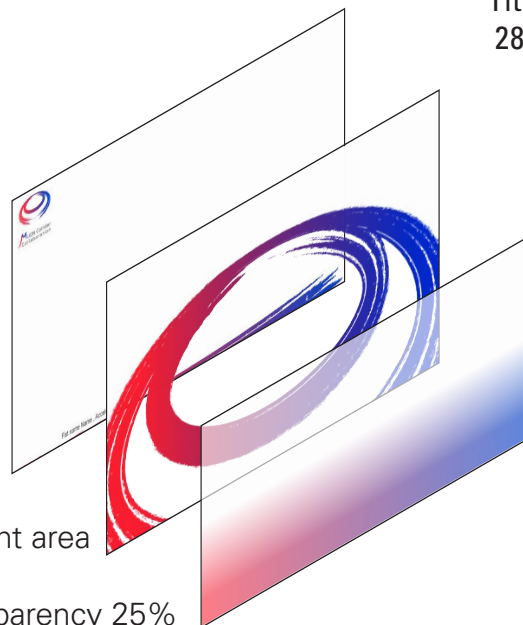
Version 4

In case of emergency, when no photo is found to use previous models.



Title - Arial Narrow bold
28pt / black / centered

Note : hide
slide background
graphical elements
Slide background
Logo image with transparent area
Gradient image - transparency 25%



Muon Cilder
Collaboration
logo



Complenetary
logo (CERN)

List of files for title page:

- IMCC logo : IMCC-Logo-Final-V01.jpg
- CERN Logo : IMCC-Logo-CERN.jpg
- Logo image with transparent area : IMCC-SlideBackground-Logo.png
- Gradient image (red to blue) : IMCC-Bottom-Gradient.png
- White gradient image : IMCC-Bottom-Bottom-White.png
- Bottom page brush stroke : IMCC-Botom-Brush.jpg
(included in slide background in PPT presentation)