



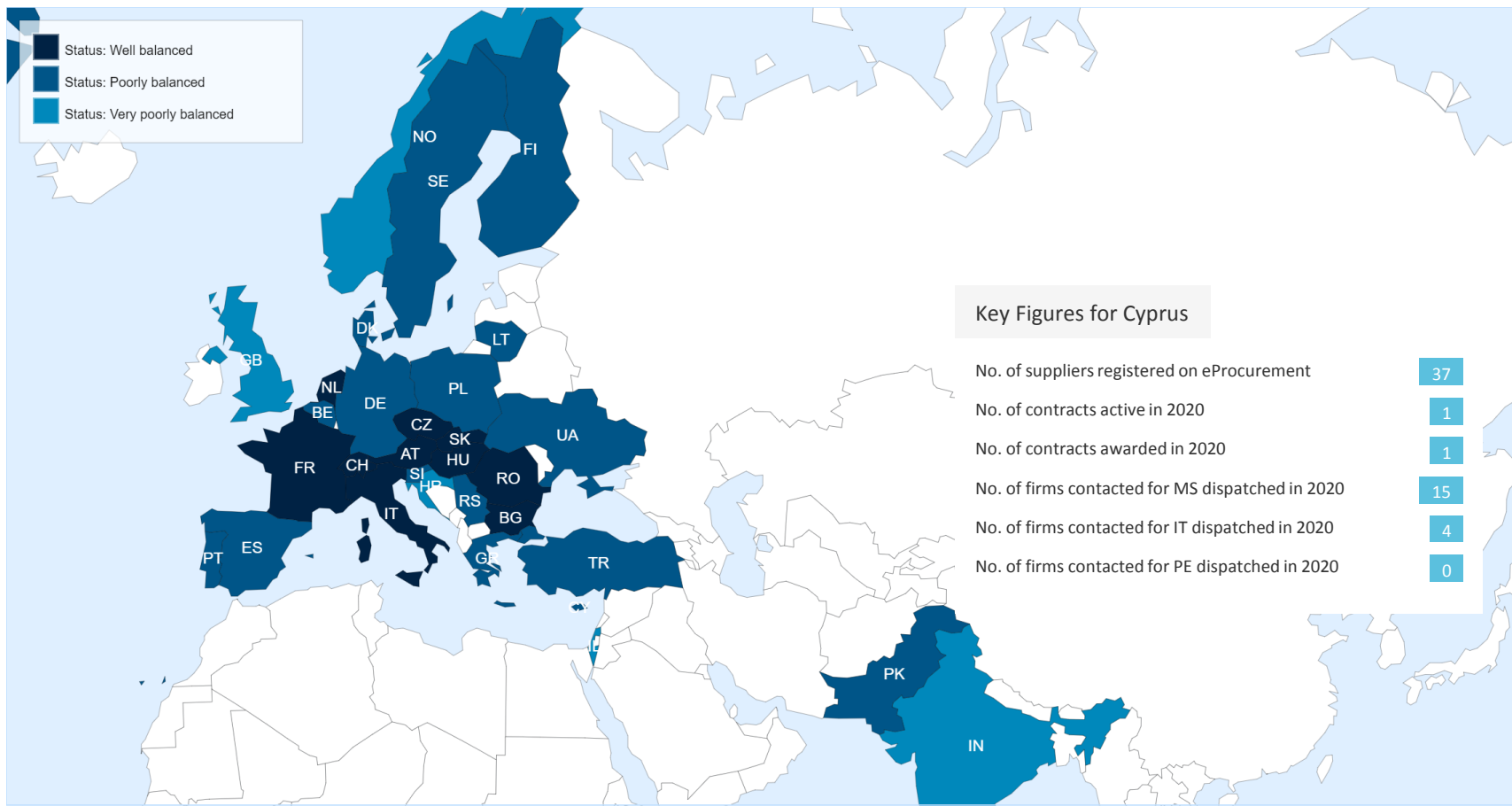
# Doing Business with CERN

## Cyprus@CERN

Anders Unnervik

3 June 2021

## Status of Member States (For Supply contracts from 01.03.2021 until end of February 2022)



## Annual contributions and industrial returns for Cyprus

Contributions (kCHF)			
Year	Country Contribution	All Countries	%
2016	750	1 127 444	0.07
2017	1 000	1 142 179	0.09
2018	1 000	1 148 237	0.09
2019	1 000	1 171 420	0.09
2020	1 000	1 196 893	0.08
2021	1 000	1 198 811	0.08

Expenditures (All countries totals, kCHF)		
Year	Supplies	Services
2016	342 577	146 851
2017	232 087	142 732
2018	267 860	146 760
2019	261 610	167 528
2020	207 407	131 216
2021*	262 229	120 203

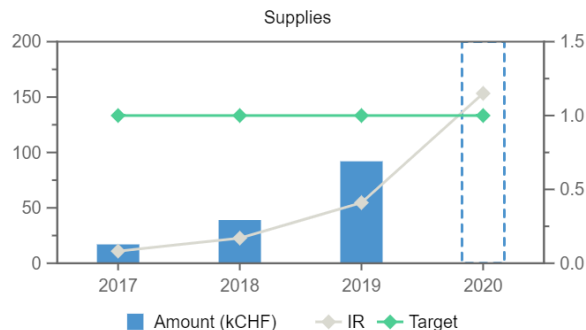
Expenditures (Cyprus, kCHF)			
Year	Remaining	Procurement**	Personnel
2016	520	–	230
2017	583	17	401
2018	124	39	837
2019	8	92	900
2020	165	200	636
2021*	563	–	437

### Industrial Return

Year	Supplies		Services	
	Ratio	Target	Ratio	Target
2017	0.08	1	–	0.4
2018	0.17	1	–	0.4
2019	0.41	1	–	0.4
2020	1.15	1	–	0.4


Coefficient (based on four years)  
Supplies : 0.42

### Annual Industrial Return



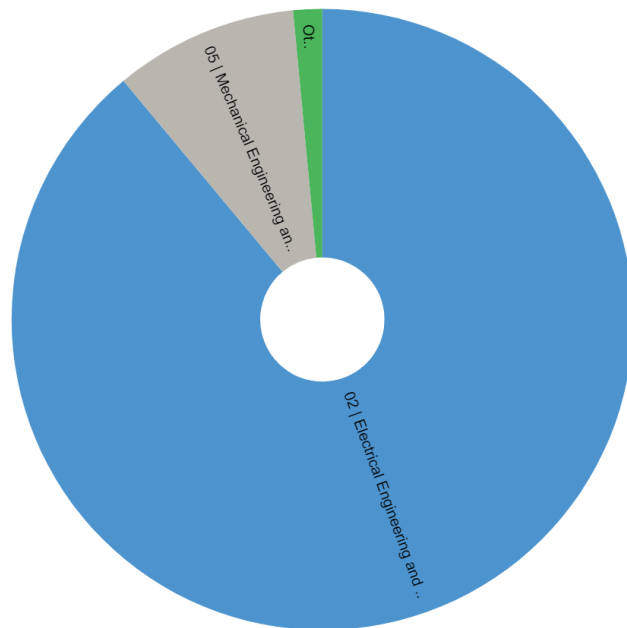
## Expenditure by department and procurement codes for Cyprus

Expenditure by Department (kCHF)



■ TE

Expenditure by (Activity|Procurement) Code (kCHF)



- 02 | Electrical Engineering and magnets
- 05 | Mechanical Engineering and raw materials
- Others

## Top Suppliers in Cyprus

### By Country of Supplier

Supplier Name	Town	No. Orders	CERN Budget (CHF)	Teams Budget (CHF)
CNE TECHNOLOGY LTD	Nicosia	3	244 031	–

### By Country of Origin

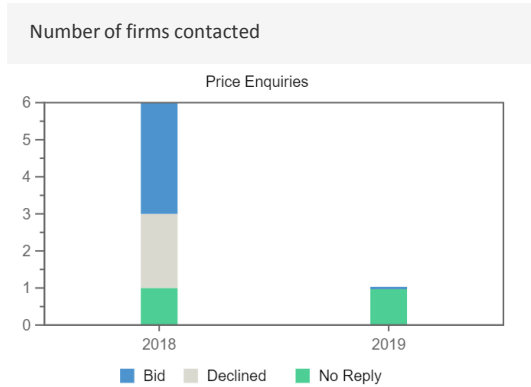
Supplier Name	Supplier Orders	% CY	CERN (CHF)	Teams (CHF)
CNE TECHNOLOGY LTD	CY	3	82	199 889

## List of contract/orders with the highest turnover in 2020 for Cyprus

Contract/Order	Description	Supplier	Amount (CHF)
CA7250108	CR200 MAGNETS	CNE TECHNOLOGY LTD	101 914
CA7324591	YOKES FOR THE MDX L CORRECTOR MAGNETS	CNE TECHNOLOGY LTD	78 591
CA8357778	BV1 AND BV2 YOKES MACHINING AND ASSEMBLY	CNE TECHNOLOGY LTD	19 384

## Price Enquiries above 50k CHF for Cyprus

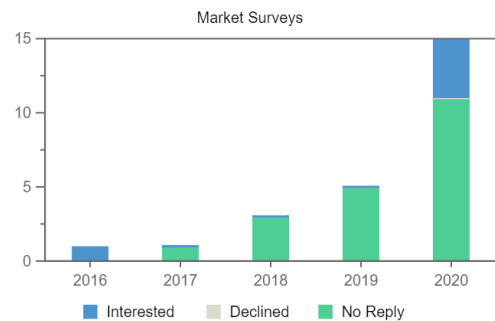
Year	Firms Contacted	RANK (1)	RANK (2)	RANK (3)
2018	6	2	–	–
2019	1	–	–	–



## Market Surveys for Cyprus

Year	Firms Contacted	Interested	Declined	No Reply	Selected
2016	1	1	–	–	–
2017	1	–	–	1	–
2018	3	–	–	3	–
2019	5	–	–	5	–
2020	15	4	–	11	3

### Number of firms contacted



### Origin of firms contacted

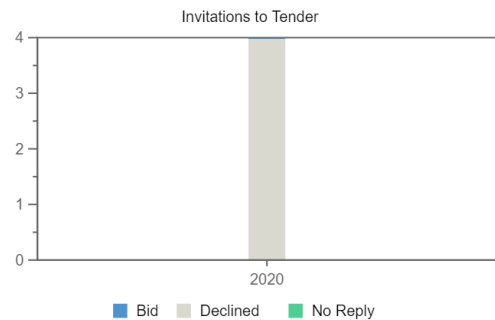




## Invitations to Tender for Cyprus

Year	Firms Contacted	RANK (1)	RANK (2)	RANK (3)
2020	4	–	–	–


### Number of firms contacted



### Origin of firms contacted



Thank you



[home.cern](http://home.cern)