


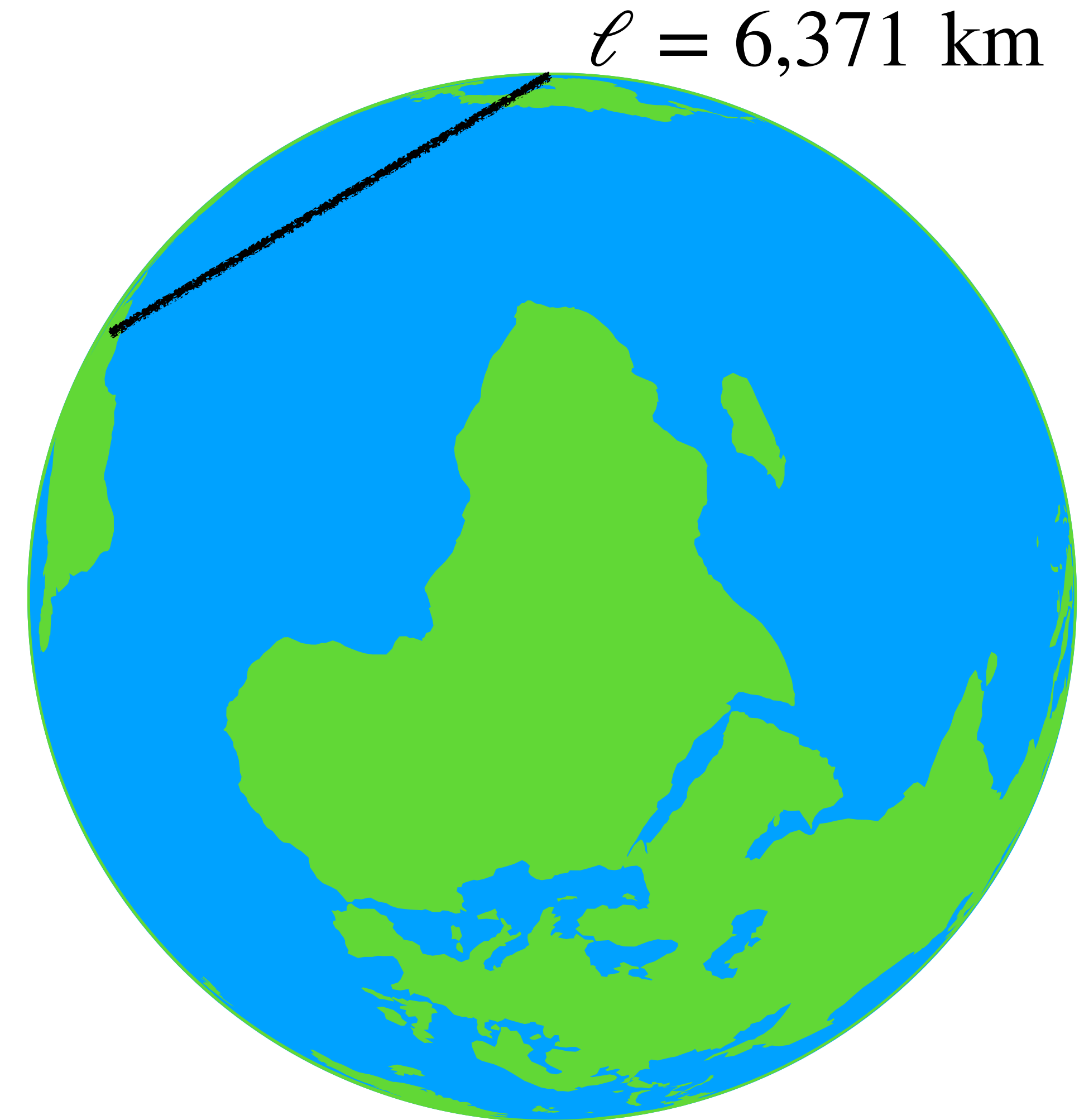
# Constraining EeV-Scale Dark Matter with Neutrino Observatories Using Tau Regeneration

Jeffrey Lazar  
Dark Ghosts Workshop  
Granada, Spain  
31 Mar., 2022



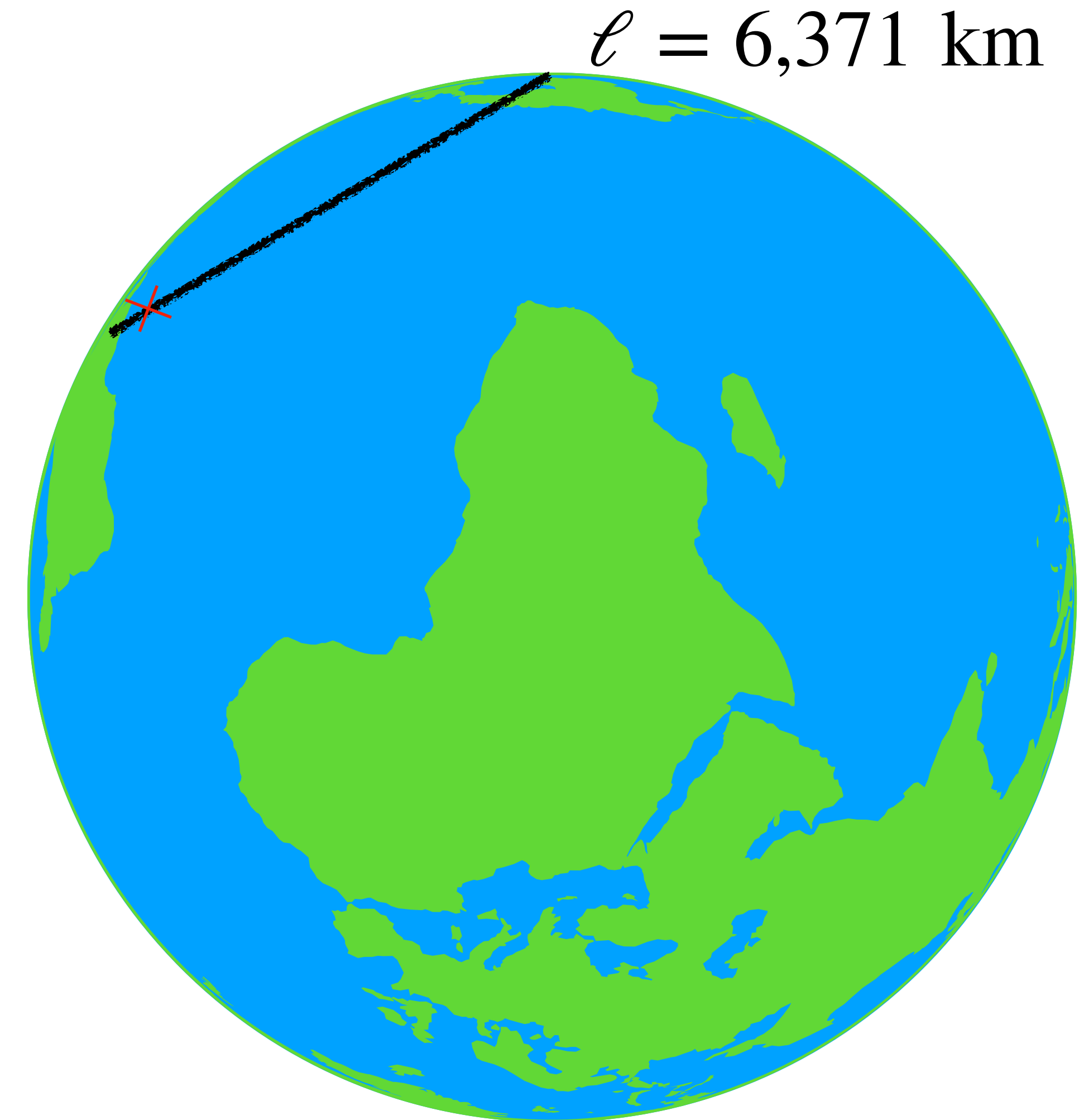
# ANITA Anomalous Events

- In 2016 and 2018, ANITA reported observation of two events with  $\sim 500$  PeV from  $30^\circ$  below the horizon
- The chord this would traverse 6,371 km of earth but the interaction length is  $\sim 500$  km in rock at this energy



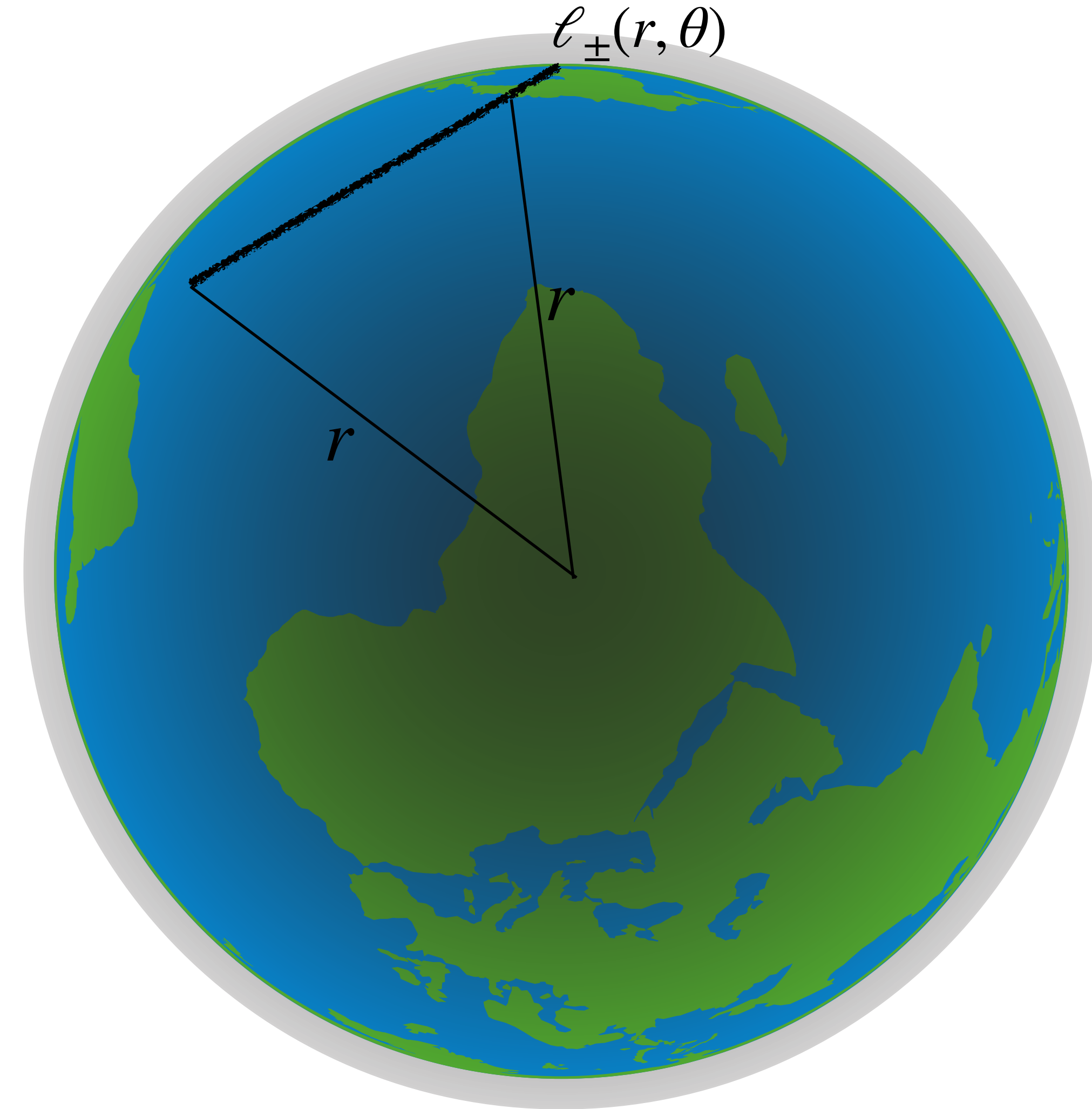
# ANITA Anomalous Events

- In 2016 and 2018, ANITA reported observation of two events with  $\sim 500$  PeV from  $30^\circ$  below the horizon
- The chord this would traverse 6,371 km of earth but the interaction length is  $\sim 500$  km in rock at this energy




# CPT Symmetric Explanation

- L. A. Anchordoqui proposed that this could be due decays of captured heavy right-handed neutrinos
- Model requires a *local modification to dark matter distribution* → we cannot use the Galactic Center as a direct probe of this model



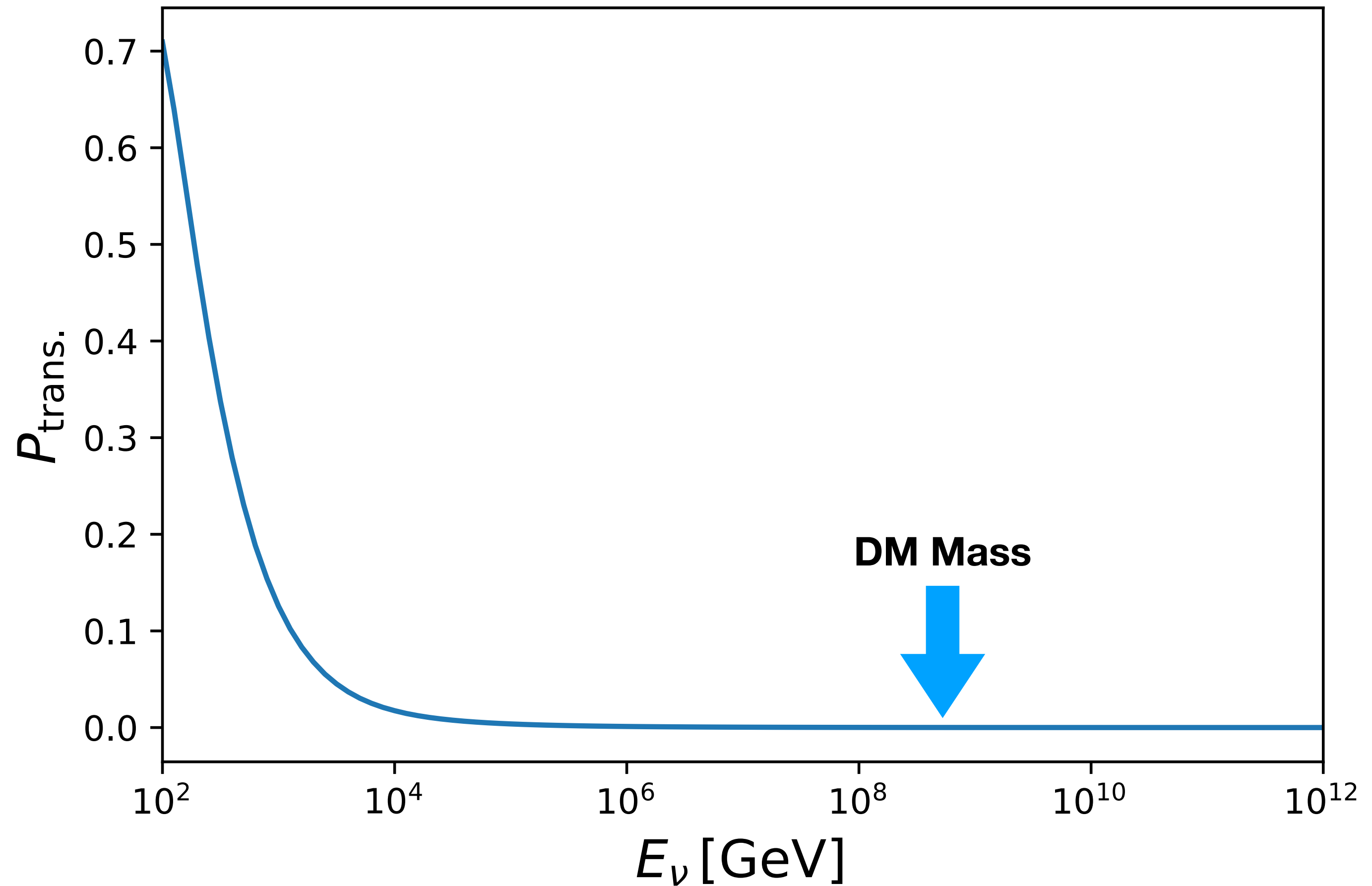
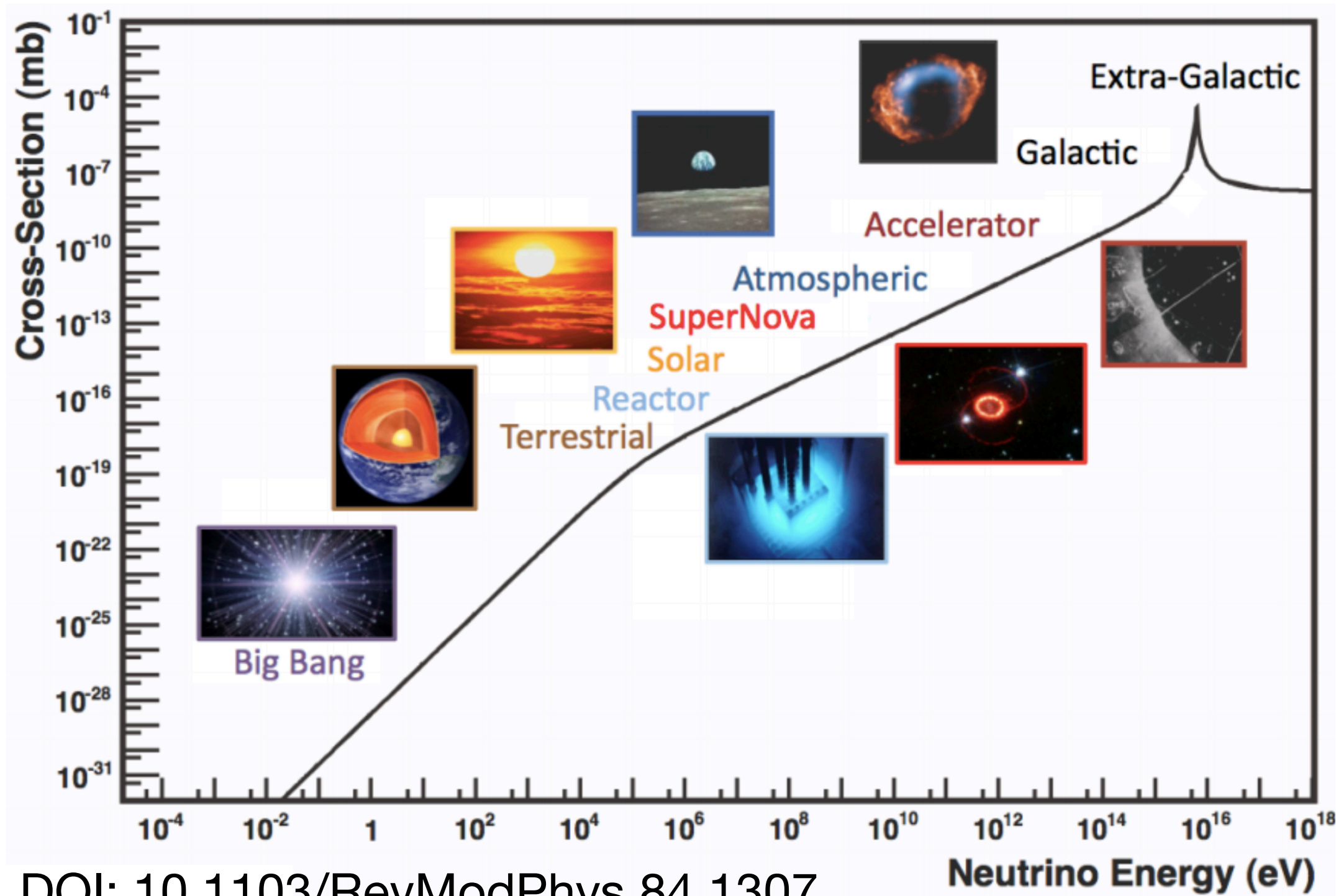
# What About the Sun ?

- Sun should capture DM in the same way Earth would
- It is local, and so is subject to the same potential DM overdensity
- Can we test this model using the Sun ?



# Solar Opacity

- Above  $\sim 3$  TeV, the solar core becomes opaque to neutrinos
- We run into the same issue as the Earth 🙄



DOI: 10.1103/RevModPhys.84.1307

# Tau Neutrino Regeneration

- Since  $\tau$  decay very quickly secondary  $\nu_\tau$  are created with a significant fraction of the primary energy
- Continues until critical energy where on-spot decay approximation is valid
- Buildup at this energy.  $\sim 1$  PeV for Earth,  $\sim 500$  GeV for Sun
- Use regenerated flux + existing solar WIMP limits to test this model

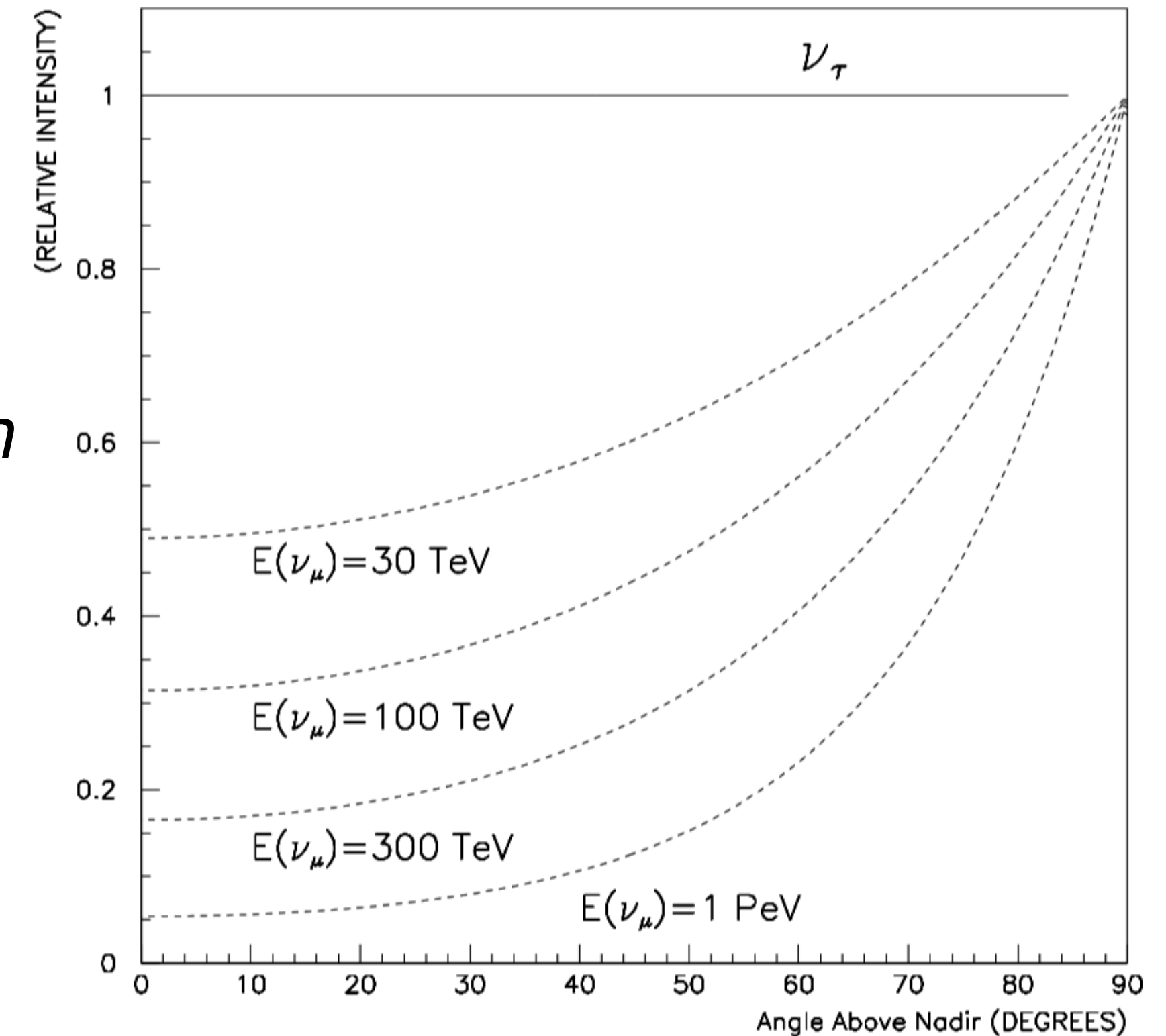
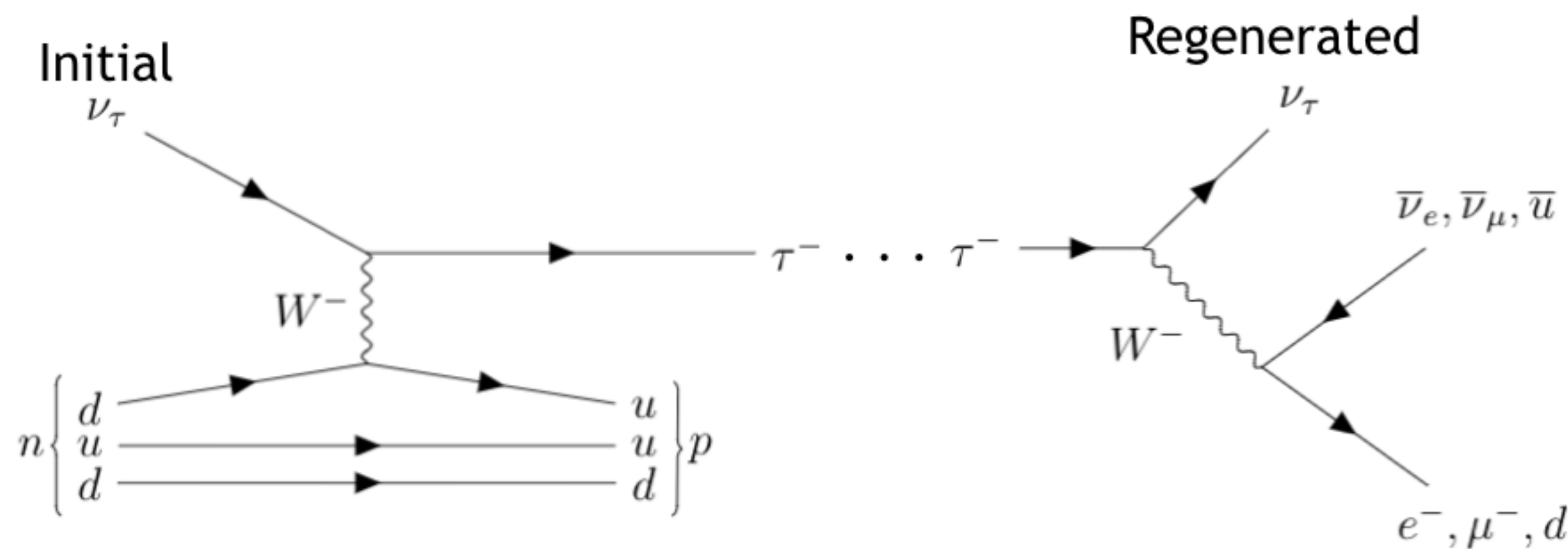


FIG. 2. Plot of the transmission of  $\nu_\mu$  and  $\nu_\tau$  through the Earth's. The transmission of  $\nu_\tau$  is essentially independent of their energy, as described in the text. The event rates are normalized to the maximum.

DOI:10.1103/PhysRevLett.81.4305

# TauRunner

- Complete and versatile Python-based package for simulating UHE neutrinos
- Follows all flavors of neutrinos, and  $\mu$  and  $\tau$  leptons
- **Recent rewrite allows for customizable bodies and neutrino trajectories**
- Pip installable !
- Check us out on the [ArXiv](https://arxiv.org/abs/1908.07251)

TauRunner: A Public Python Program to Propagate Neutral and Charged Leptons



Ibrahim Safa<sup>a,b,\*</sup>, Jeffrey Lazar<sup>a,b,\*</sup>, Alex Pizzuto<sup>b</sup>, Oswaldo Vasquez<sup>a</sup>,  
Carlos A. Argüelles<sup>a,c</sup>, Justin Vandembroucke<sup>b</sup>

<sup>a</sup>Department of Physics & Laboratory for Particle Physics and Cosmology, Harvard University, Cambridge, MA 02138, USA

<sup>b</sup>Department of Physics and Wisconsin IceCube Particle Astrophysics Center, University of Wisconsin-Madison, Madison, WI 53706, USA

<sup>c</sup>The NSF AI Institute for Artificial Intelligence and Fundamental Interactions

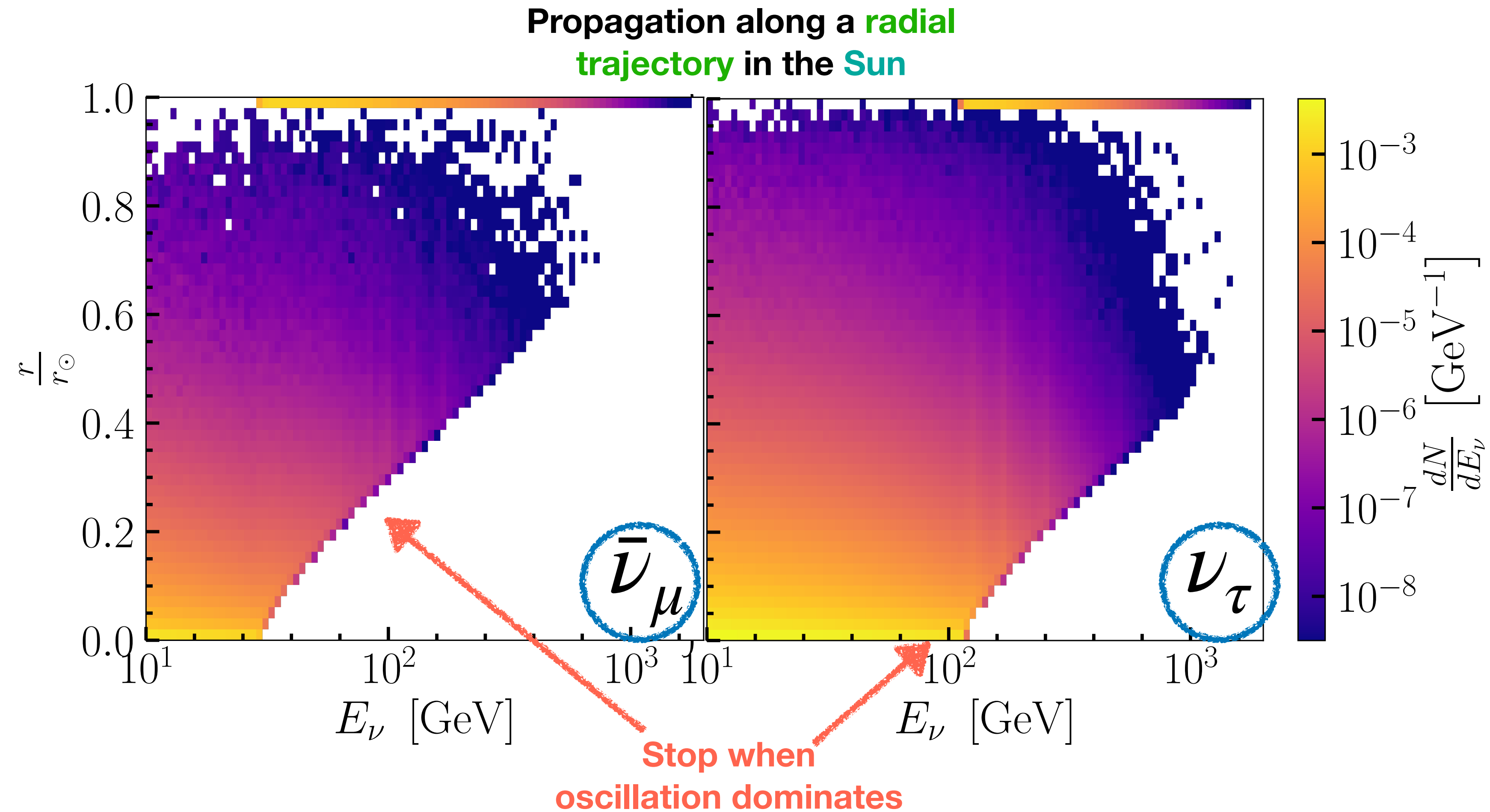


<https://github.com/icecube/TauRunner>



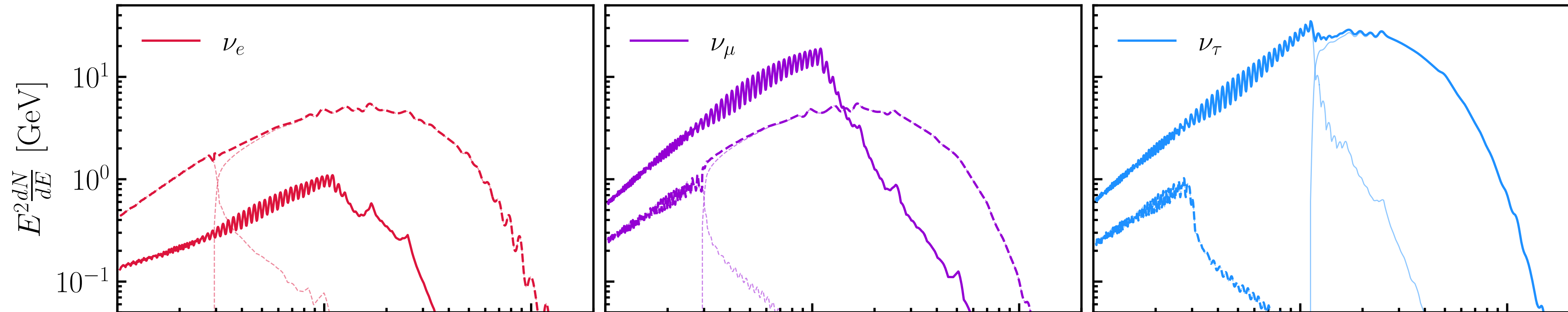
# TauRunner Output

- TauRunner allows:
  - Tracking of all leptons
  - Custom bodies, including the Sun
  - Custom trajectories, radial and chord included
  - Custom stopping conditions
  - Example of monochromatic, radially propagated flux from solar center

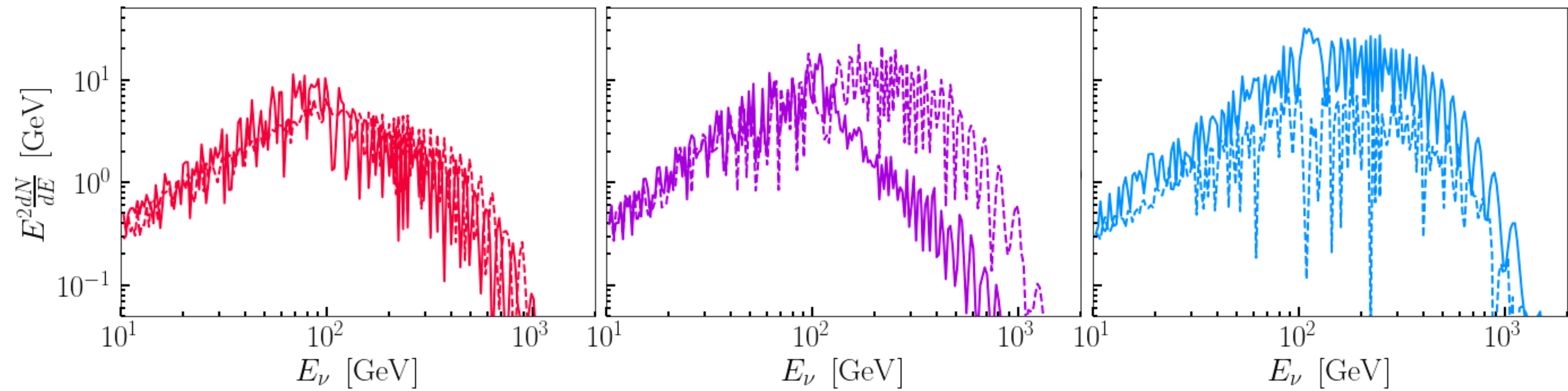


# Flux after propagation

$L = 1 R_{\odot}$

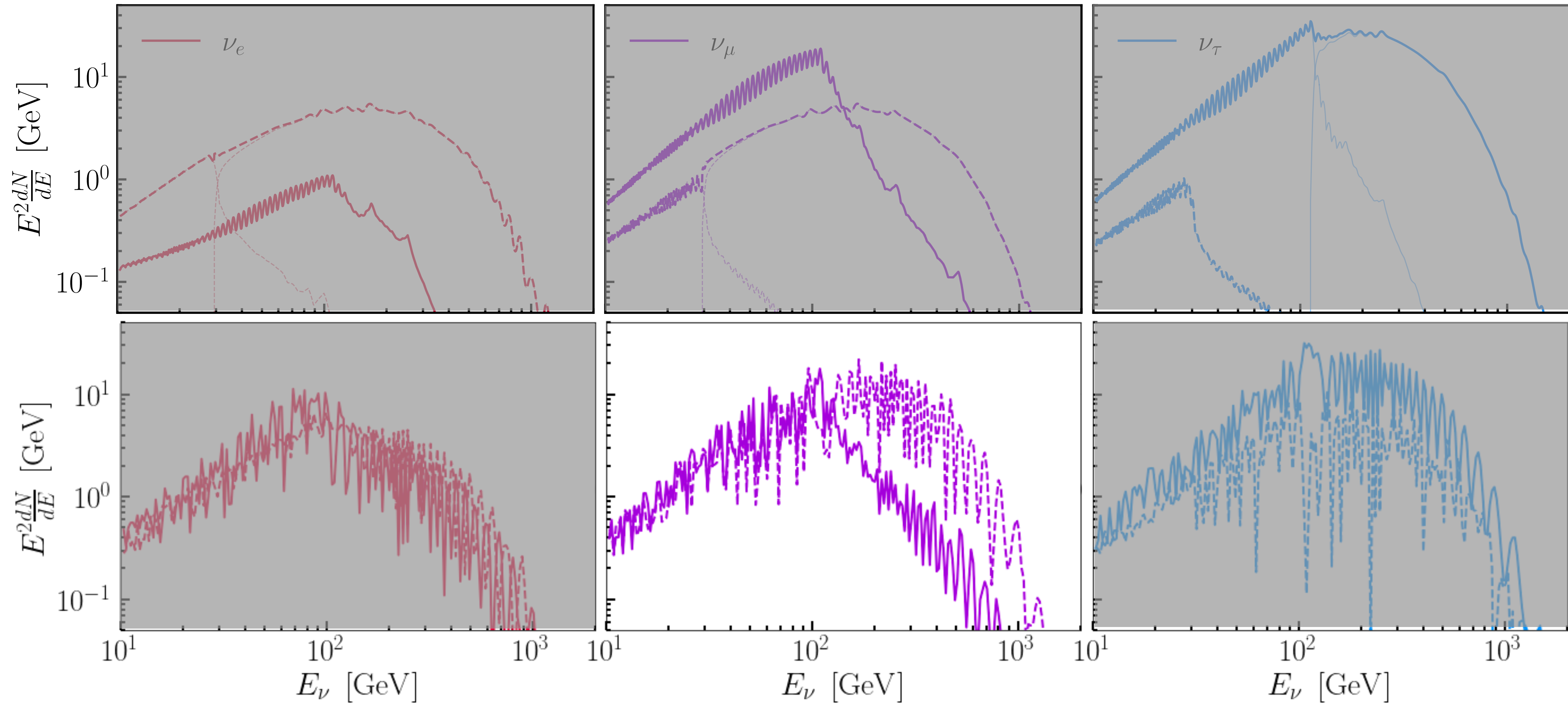


$L = 1 \text{ A.U.}$



# Flux after propagation

$L = 1 R_{\odot}$



$L = 1 \text{ A.U.}$

# How much DM do we need ?

$$N = T \int dE_\nu d\Omega A_{\text{eff}}(E_\nu) \Phi(E_\nu) = T \int dE_\nu d\Omega dV A_{\text{eff}}(E_\nu) \frac{d\Phi(E_\nu)}{dV}$$

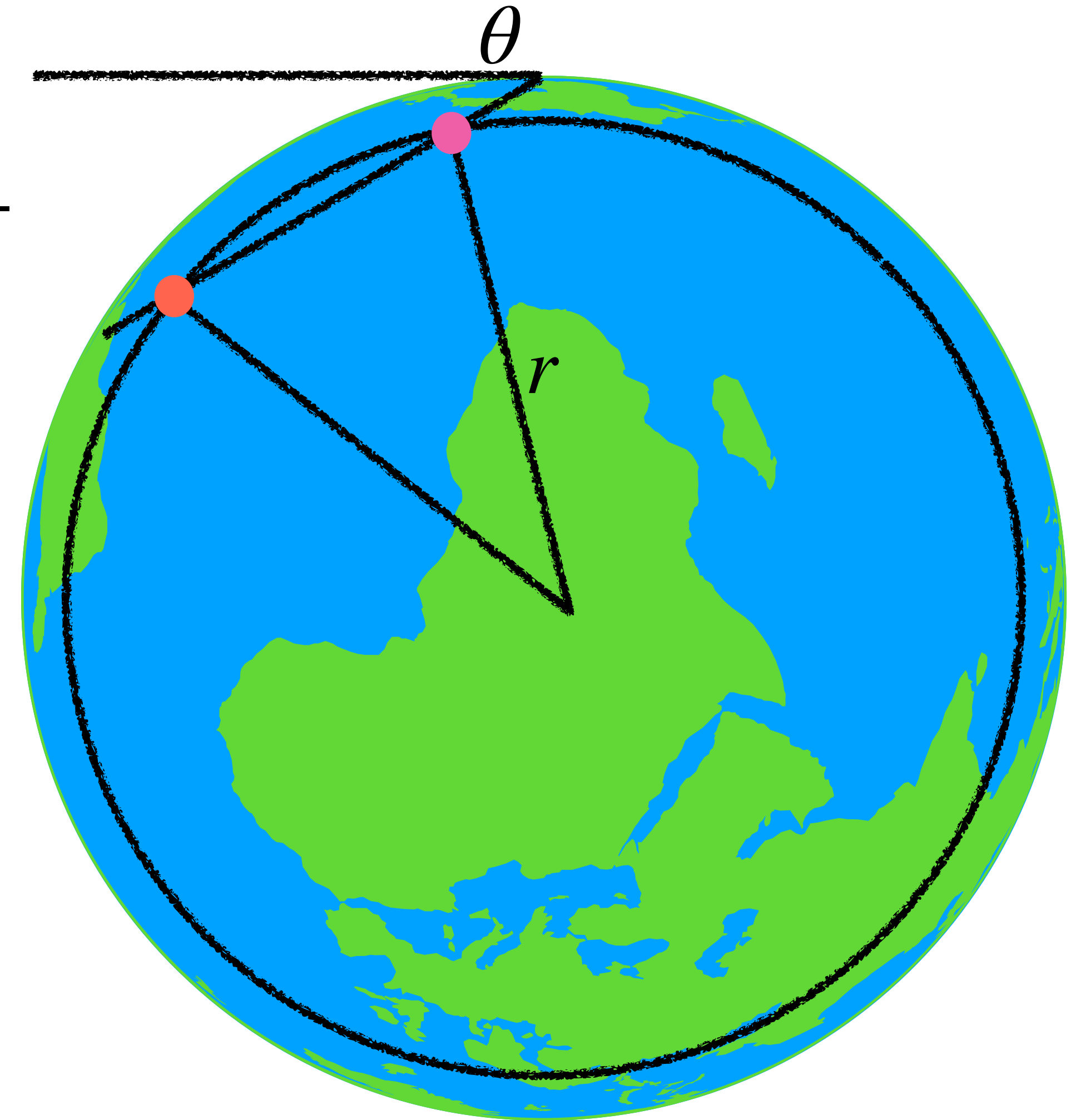
$$\frac{d\Phi(E_\nu, r, \theta, t)}{dV} = \delta\left(E_\nu - \frac{m_\chi}{2}\right) \frac{n(r, t)}{\tau} \left[ \frac{p_l^{\text{exit}}}{4\pi\ell_l^2} + \frac{p_s^{\text{exit}}}{4\pi\ell_s^2} \right] \varepsilon(\theta)$$

Monochromatic  
signal

Dark matter  
distribution

Probability of  
neutrino exiting from  
DM decay at  $r, \theta$

Detector  
angular  
efficiency



# How much DM do we need ?

- Assuming that we have a uniform distribution of DM

$$N = \frac{T \Omega A_{\text{eff}} \left( \frac{m_\chi}{2} \right)}{2} \frac{n_0}{\tau} \int_{R_\oplus \sin \theta}^{R_\oplus} \int_0^{\pi/2} dr d\theta r^2 \sin \theta \varepsilon(\theta) \left[ \frac{p_+^{\text{exit}}}{\ell_+^2} + \frac{p_-^{\text{exit}}}{\ell_-^2} \right]$$

# How much DM do we need ?

- Assuming that we have a uniform distribution of DM

$$N = \frac{T \Omega A_{\text{eff}} \left( \frac{m_\chi}{2} \right)}{2} \frac{n_0}{\tau} \int_{R_\oplus \sin \theta}^{R_\oplus} \int_0^{\pi/2} dr d\theta r^2 \sin \theta \varepsilon(\theta) \left[ \frac{p_+^{\text{exit}}}{\ell_+^2} + \frac{p_-^{\text{exit}}}{\ell_-^2} \right]$$

$$\frac{N_\oplus}{\tau} = \frac{3 \times 10^4}{\text{sec}}$$

# How much DM do we need ?

- Assuming that we have a uniform distribution of DM

$$N = \frac{T \Omega A_{\text{eff}} \left( \frac{m_\chi}{2} \right)}{2} \frac{n_0}{\tau} \int_{R_\oplus \sin \theta}^{R_\oplus} \int_0^{\pi/2} dr d\theta r^2 \sin \theta \varepsilon(\theta) \left[ \frac{p_+^{\text{exit}}}{\ell_+^2} + \frac{p_-^{\text{exit}}}{\ell_-^2} \right]$$

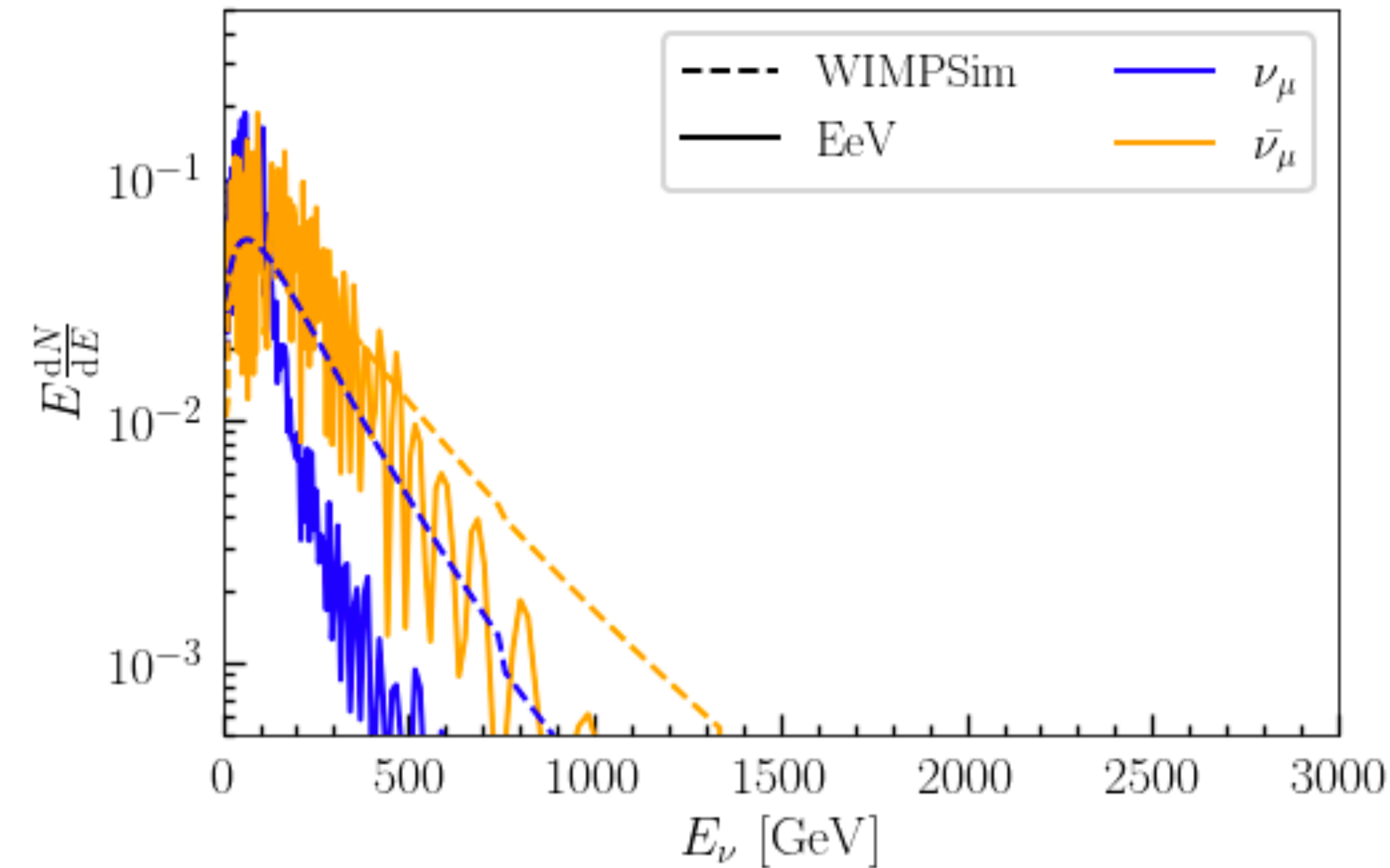
$$\frac{N_\oplus}{\tau} = \frac{3 \times 10^4}{\text{sec}} \implies \frac{N_\odot}{\tau} = \frac{2.33 \times 10^{14}}{\text{sec}}$$

# How much can we accommodate ?

- Fluxes have different shapes, but are of the same order of magnitude
- Integrated values match within ~30%
- For now, I will call them equal to do a quick calculation

$$\Phi_{\text{lim}}^{\text{IC}} = \frac{\Gamma_{\text{lim}}}{4\pi R^2} \frac{dN_{\nu+\bar{\nu}}}{dE}$$

$$\Phi^{\text{EeV}} = \frac{N_{\odot}^{\text{lim}}}{\tau} \frac{1}{4\pi R^2} \frac{dN_{\nu+\bar{\nu}}}{dE}$$





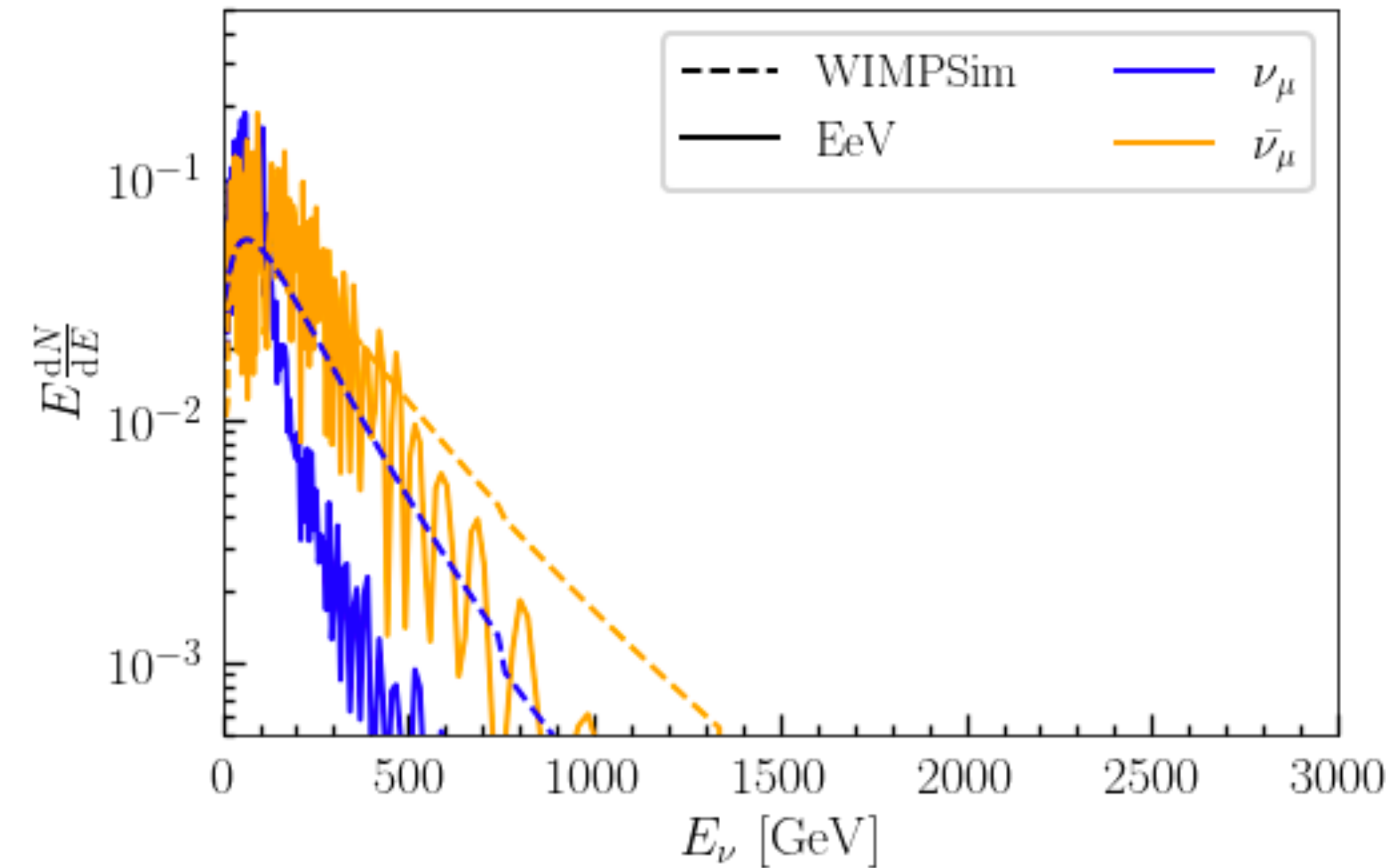
# How much can we accommodate ?

- Fluxes have different shapes, but are of the same order of magnitude
- Integrated values match within ~30%
- For now, I will call them equal to do a quick calculation

$$\Phi_{\text{lim}}^{\text{IC}} = \frac{\Gamma_{\text{lim}}}{4\pi R^2} \frac{dN_{\nu+\bar{\nu}}}{dE}$$

$$\Phi^{\text{EeV}} = \frac{N_{\odot}^{\text{lim}}}{\tau} \frac{1}{4\pi R^2} \frac{dN_{\nu+\bar{\nu}}}{dE}$$

$$\Rightarrow \frac{N_{\odot}^{\text{lim}}}{\tau} = \Gamma_{\text{lim}} = \frac{8.33 \times 10^{19}}{\text{sec}} > \frac{2.33 \times 10^{14}}{\text{sec}}$$



# The Galactic Center

- ANTARES sees GC through the Earth, but these neutrinos cannot traverse the Earth
- Can we use tau regeneration to set limits on the DM lifetime ?
- Looking at ANTARES public muon selection data

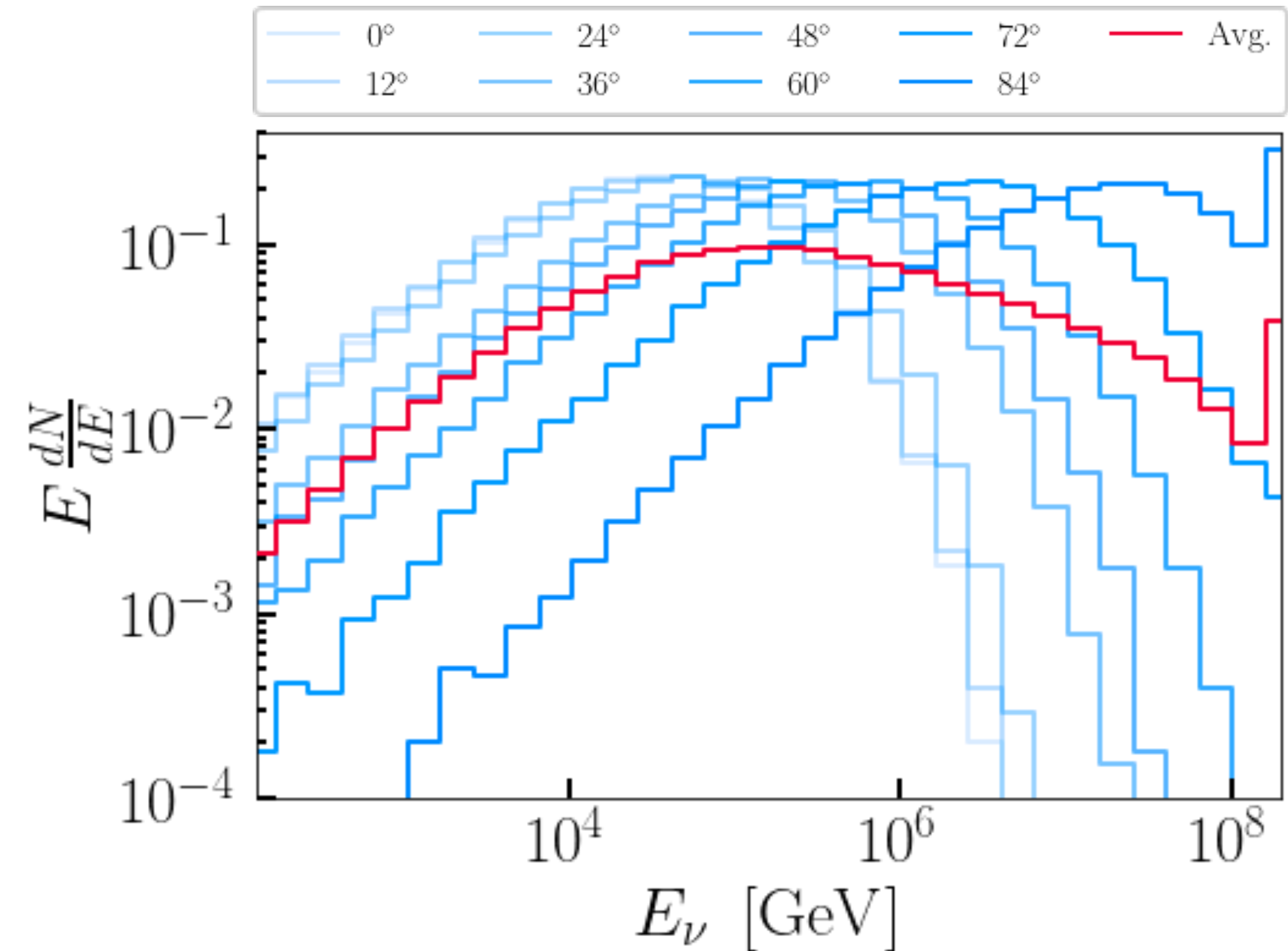
★ IceCube

★ ANTARES



# Regenerated Flux

- GC moves with respect to detector coordinates
- We must compute the flux averaged over all angles that ANTARES sees the GC
- Calculate number of muons at the detector

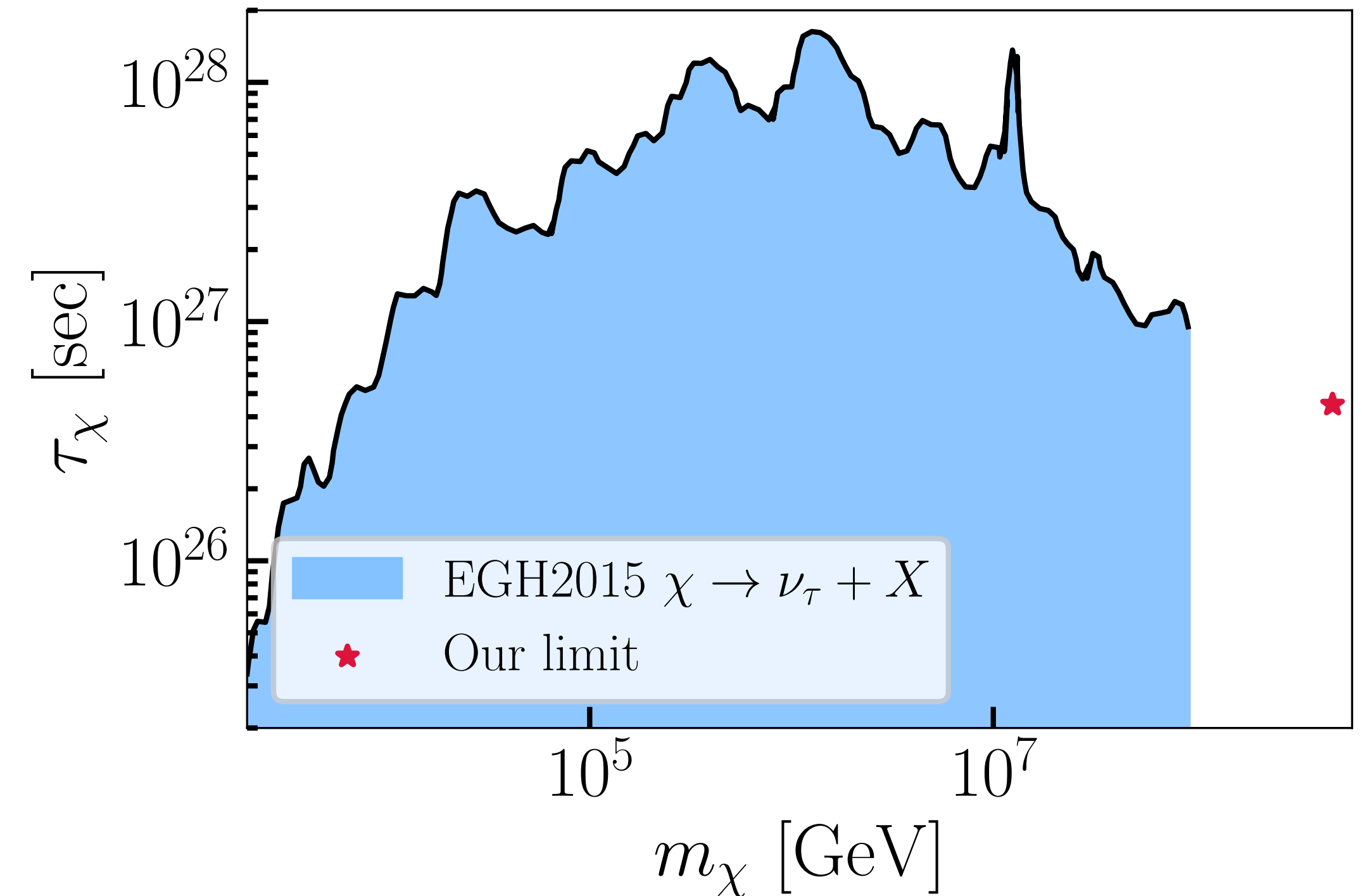


$$N = \Delta T \left[ \int dE_{\nu_\tau} d\Omega \bar{\Phi}_{\nu_\tau} \text{Br}_{\tau \rightarrow \mu} \sigma^{\text{CC}}(E_{\nu_\tau}) N_\tau(E_{\nu_\tau}) + \int dE_{\nu_\mu} d\Omega \bar{\Phi}_{\nu_\mu} \sigma^{\text{CC}}(E_{\nu_\mu}) N_\mu(E_{\nu_\mu}) \right]$$

$\nu_\tau \rightarrow \tau \rightarrow \mu$ 
 $\nu_\mu \rightarrow \mu$

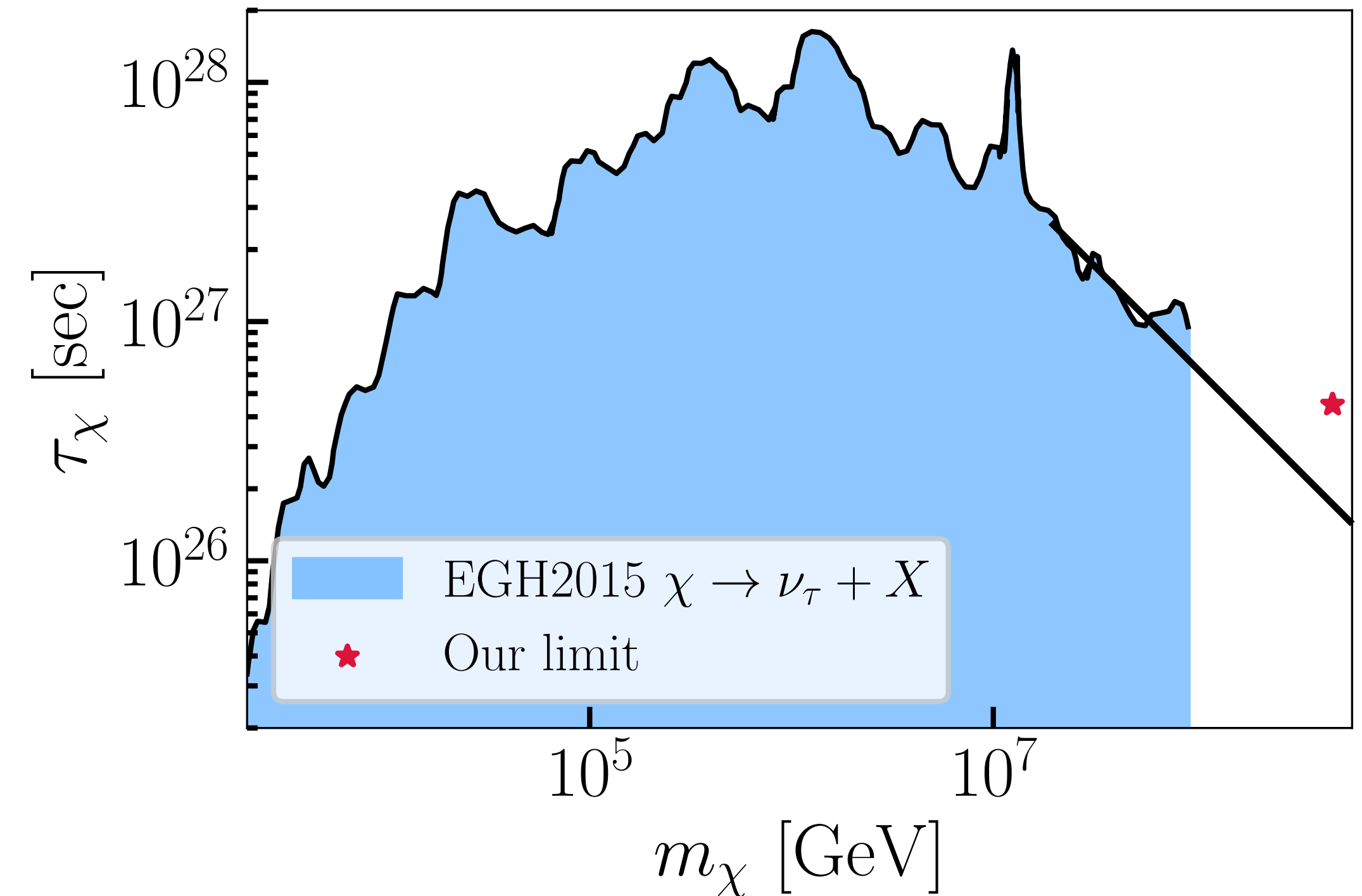
# Limits

- Assuming the NFW profile, and a region of interest of  $6^\circ$  around the GC, we expect 35.15 events
- 26 events observed in this region
- F-C upper limit of 11.47 events from dark matter
- Upper limit on the lifetime at  $4.5 \times 10^{26}$  sec




# Limits

- Assuming the NFW profile, and a region of interest of  $6^\circ$  around the GC, we expect 35.15 events
- 26 events observed in this region
- F-C upper limit of 11.47 events from dark matter
- Upper limit on the lifetime at  $4.5 \times 10^{26}$  sec



# Conclusions

- Tau regeneration in the Sun unable to rule out most conservative heavy  $RH\nu$  proposal for explaining anomalous ANITA events. Can likely rule out SD capture but math is trickier
- Using tau regeneration to probe high-mass dark matter shows promise in Galactic Center
- Tau regeneration in the Sun may offer more power to standard solar WIMP searches. Further studies needed to confirm



**Thank You!**


Any Questions ?



**For Listening!**

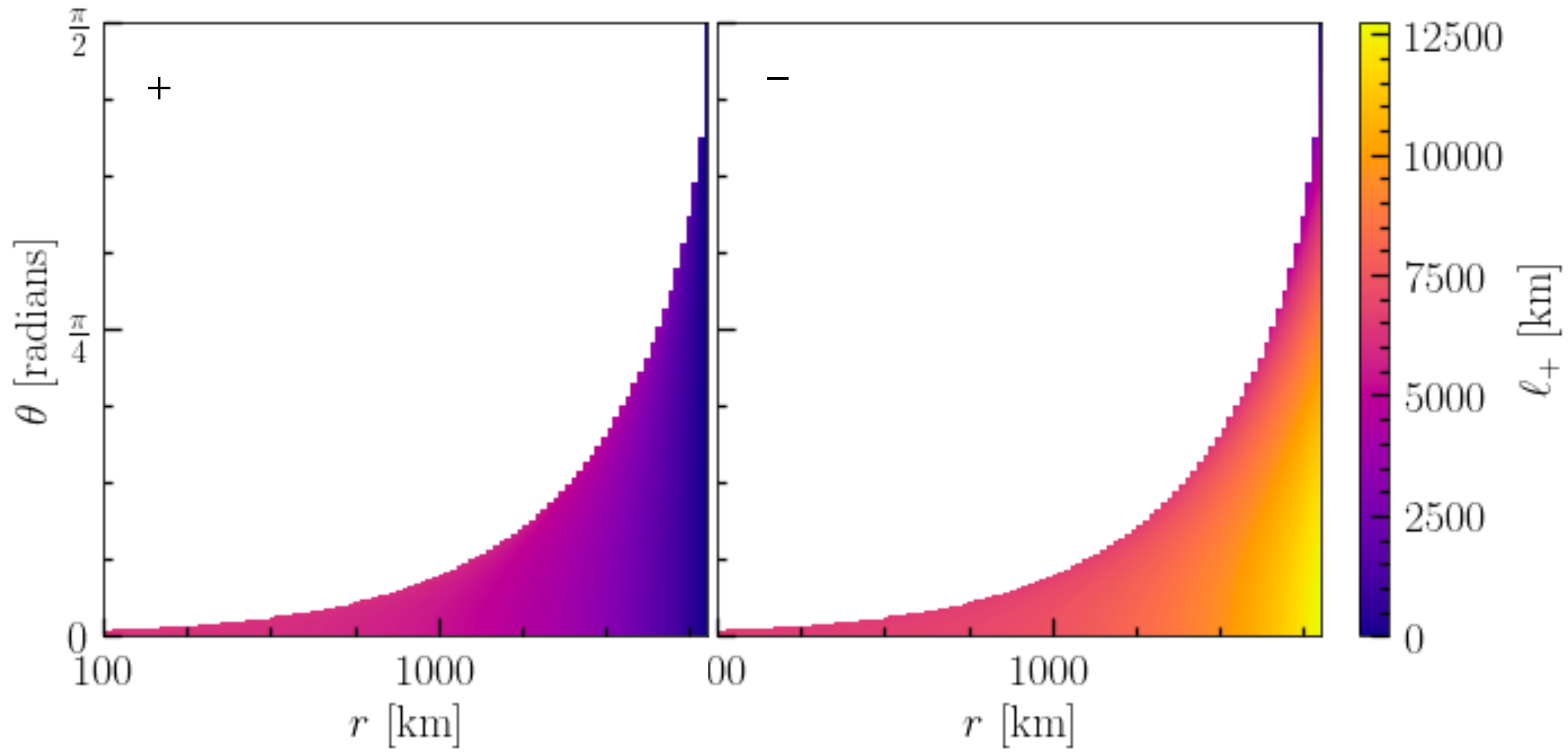


# Backups

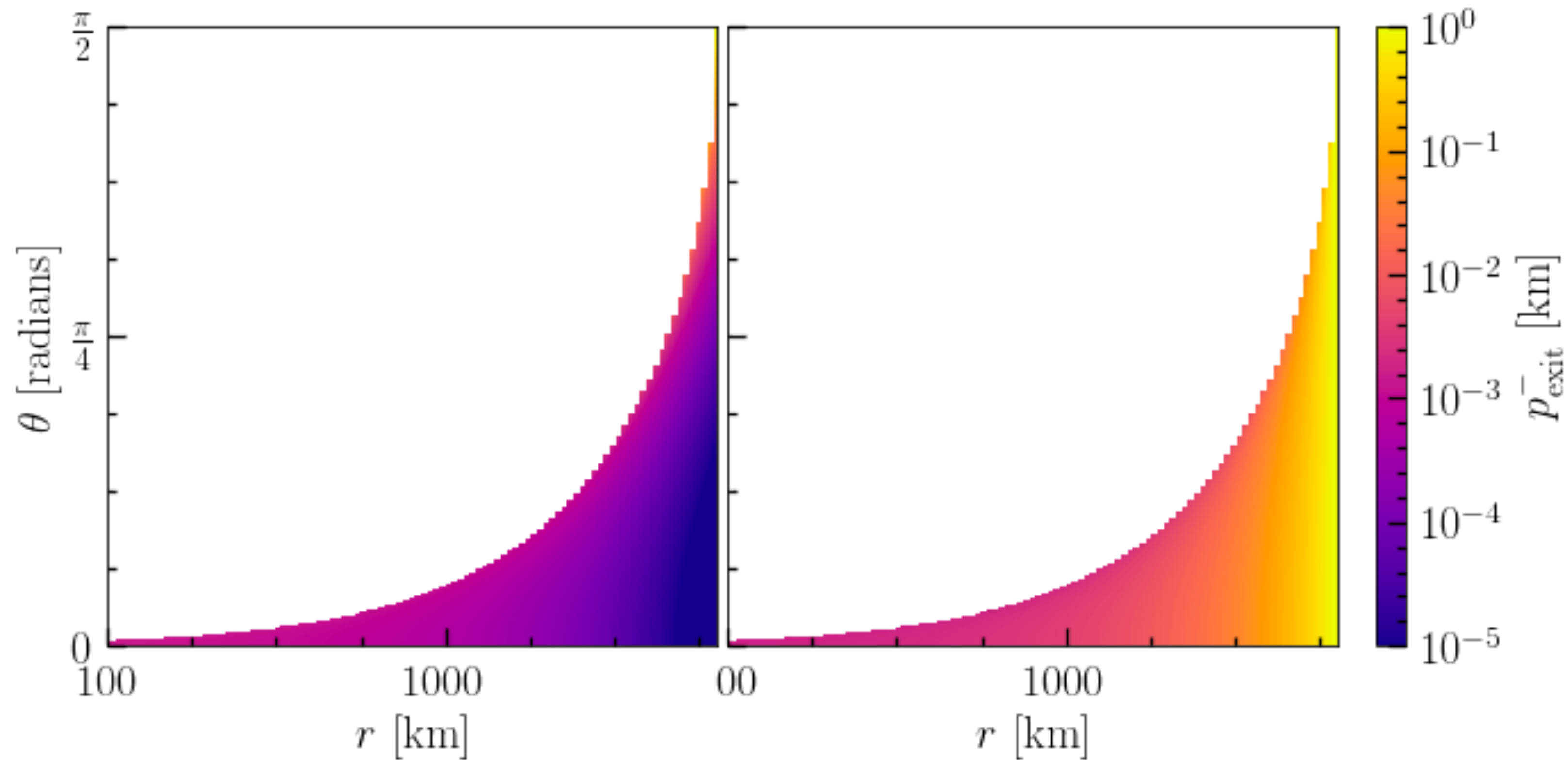


$\ell_{\pm}$ 

$$\ell_{\pm} = R_{\oplus} \left[ \cos \theta \pm \sqrt{\left(\frac{r}{R_{\oplus}}\right)^2 - \sin^2 \theta} \right]$$



# $p_{\pm}^{\text{exit}}$

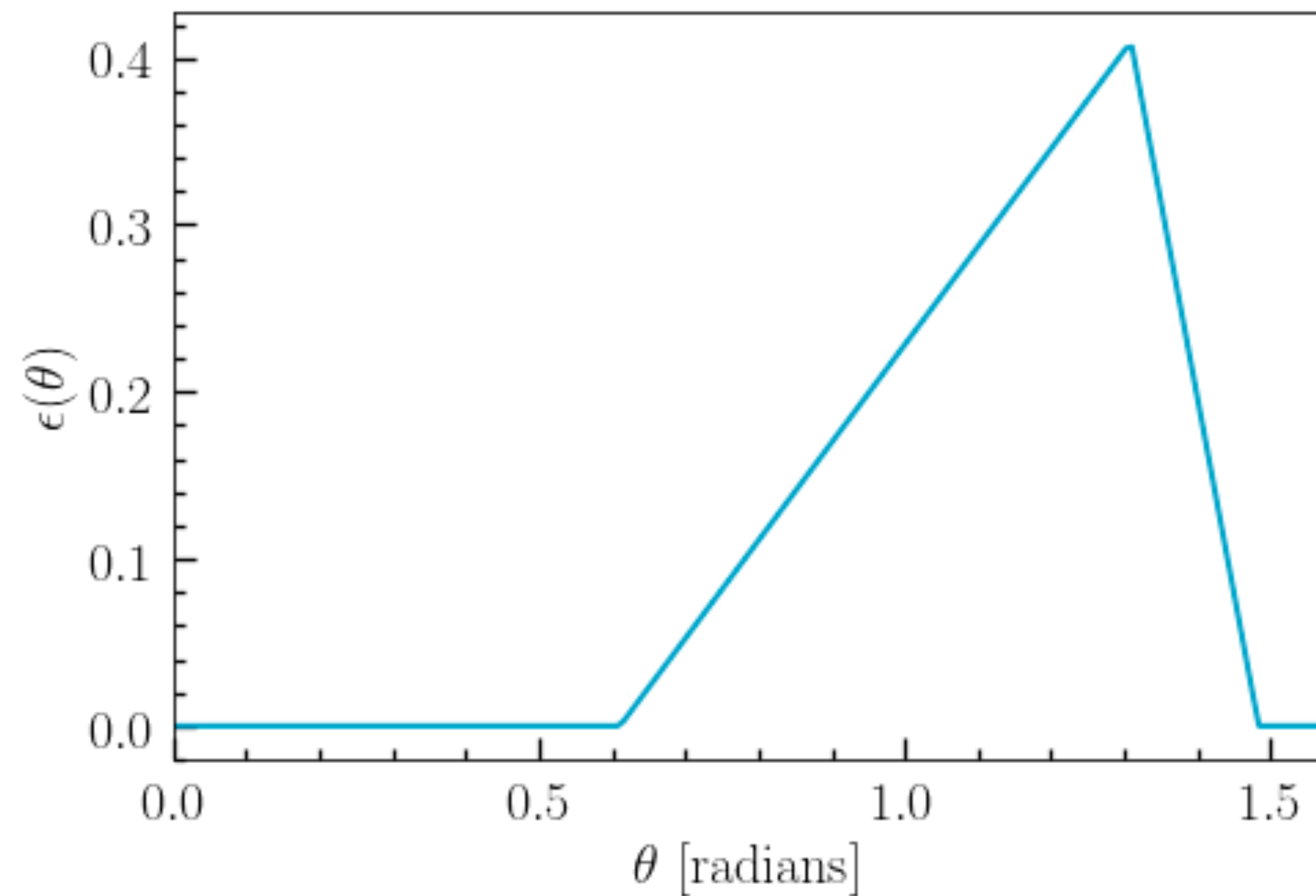


$$p_{\pm}^{\text{exit}} = \exp \left[ \frac{-l_{\pm}(r, \theta)}{\lambda_{\text{int}}(E_{\nu})} \right]$$

$$\lambda_{\text{int}} = 1.7 \times 10^7 \left( \frac{\sigma_{\text{CC}}(E_{\nu})}{\text{pb}} \right) \approx 1000 \text{ km}$$

# $\varepsilon(\theta)$

- “Note that  $\varepsilon(\theta)$  vanishes for  $\theta < 35^\circ$ , peaks at around  $75^\circ$ , and vanishes above  $85^\circ$ .”



**Note:** Normalization chose so that it integrates to one when integrated over solid angle

# Total Number of Events

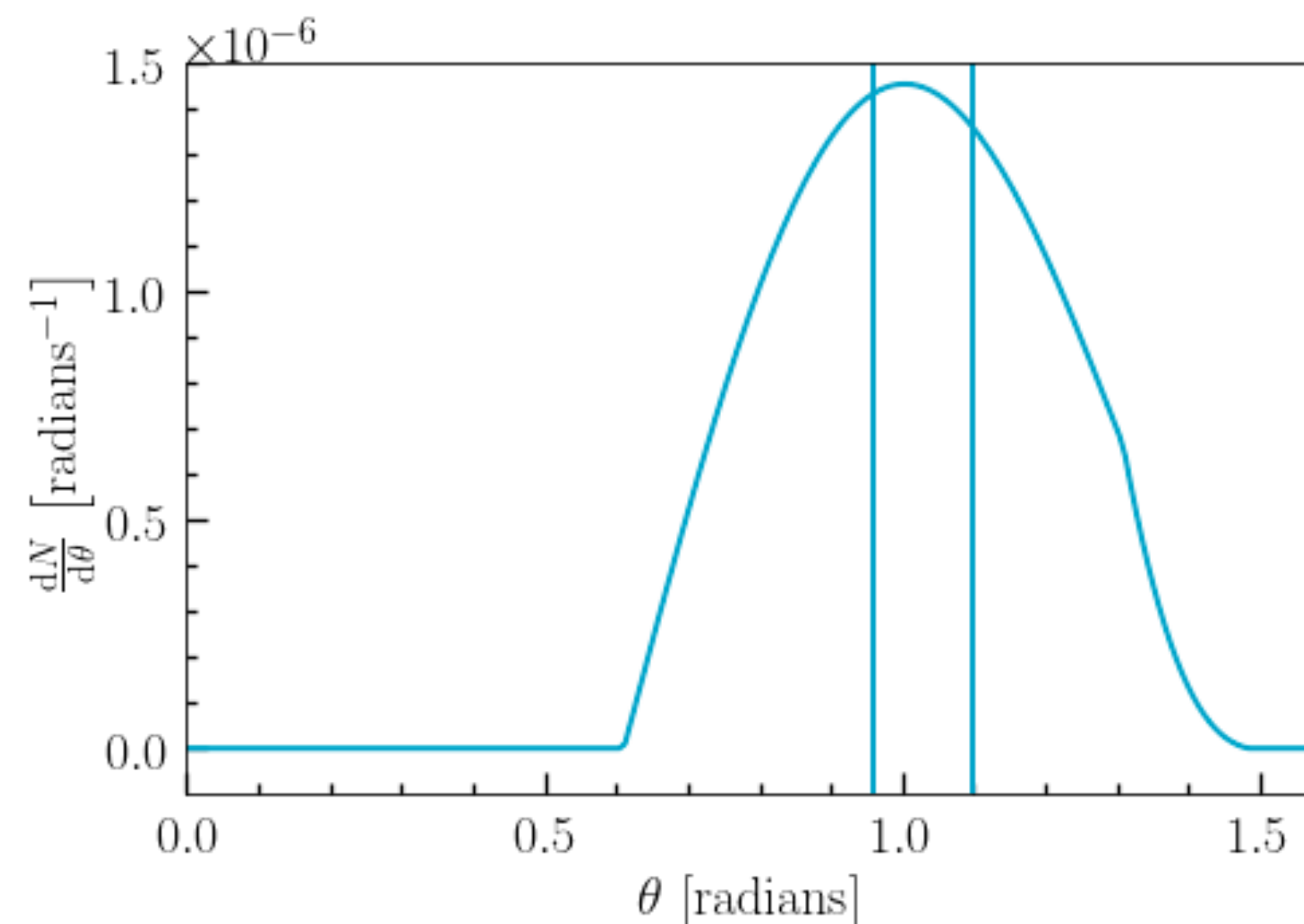
$$\begin{aligned}
 N &= T \int dE_\nu d\Omega A_{\text{eff}}(E_\nu) \Phi(E_\nu) = T \int dE_\nu d\Omega dV A_{\text{eff}}(E_\nu) \frac{d\Phi(E_\nu)}{dV} \\
 &= T \Omega A_{\text{eff}}(E_0) \int dV \frac{d\Phi(E_0)}{dV} \quad \text{where} \quad E_0 = \frac{m_\chi}{2} \\
 &= T \Omega A_{\text{eff}}(E_0) \int dV \frac{n(r, t)}{\tau} \left[ \frac{p_+^{\text{exit}}}{4\pi\ell_+^2} + \frac{p_-^{\text{exit}}}{4\pi\ell_-^2} \right] \varepsilon(\theta) \\
 &= \frac{T \Omega A_{\text{eff}}(E_0)}{4\pi\tau} \int dr d\theta d\phi r^2 \sin\theta \varepsilon(\theta) n(r, t) \left[ \frac{p_+^{\text{exit}}}{\ell_+^2} + \frac{p_-^{\text{exit}}}{\ell_-^2} \right] \\
 &= \frac{T \Omega A_{\text{eff}}(E_0)}{2\tau} \int dr d\theta r^2 \sin\theta \varepsilon(\theta) n(r, t) \left[ \frac{p_+^{\text{exit}}}{\ell_+^2} + \frac{p_-^{\text{exit}}}{\ell_-^2} \right]
 \end{aligned}$$

# Total Number of Events

- Assuming that we have a uniform distribution of DM

$$= \frac{T \Omega A_{\text{eff}}(E_0)}{2\tau} n_0 \int_{R_{\oplus} \sin \theta}^{R_{\oplus}} \int_0^{\pi/2} dr d\theta r^2 \sin \theta \varepsilon(\theta) \left[ \frac{p_+^{\text{exit}}}{\ell_+^2} + \frac{p_-^{\text{exit}}}{\ell_-^2} \right]$$

- If we integrate this over radius we get the following distribution



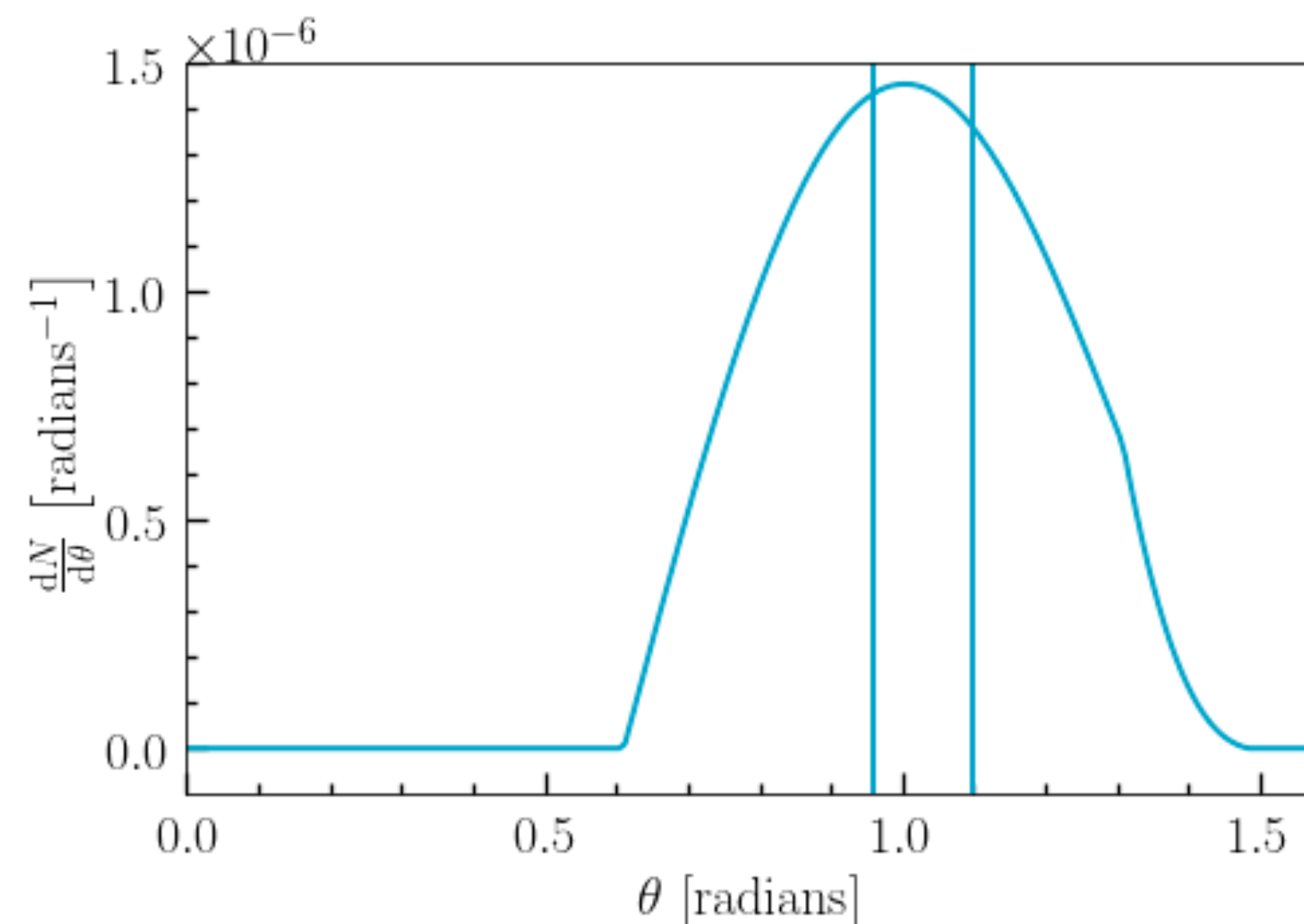
**Note:** The vertical lines are the positions of the events so this uniform distribution recreates the expected distribution

# Total Number of Events

- Assuming that we have a uniform distribution of DM

$$= \frac{T \Omega A_{\text{eff}}(E_0)}{2\tau} n_0 \int_{R_{\oplus} \sin \theta}^{R_{\oplus}} \int_0^{\pi/2} dr d\theta r^2 \sin \theta \varepsilon(\theta) \left[ \frac{p_+^{\text{exit}}}{\ell_+^2} + \frac{p_-^{\text{exit}}}{\ell_-^2} \right]$$

- If we integrate this over radius we get the following distribution



**Note:** The vertical lines are the positions of the events so this uniform distribution recreates the expected distribution



# How much DM do we need ?

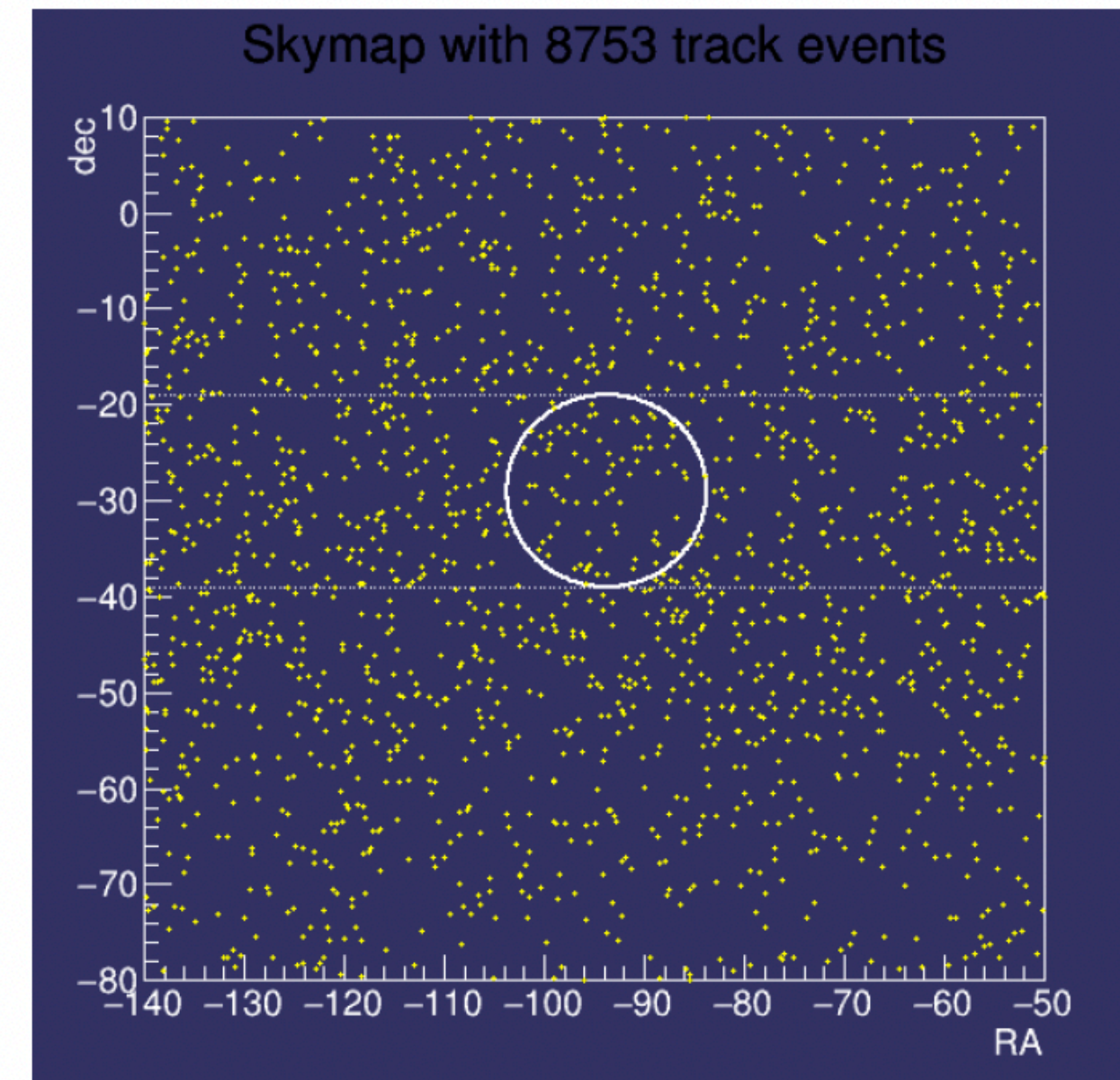
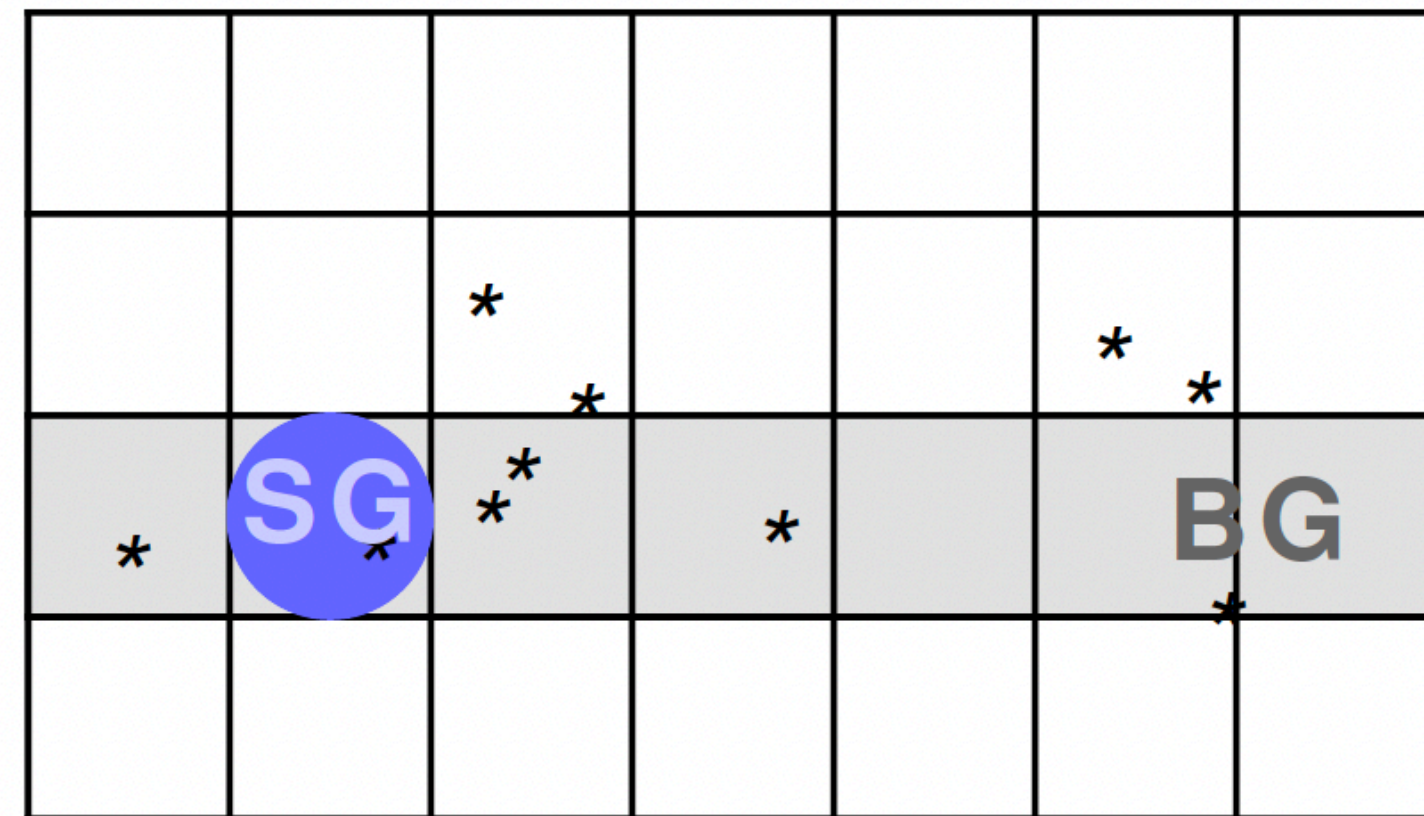
- Assuming that we have a uniform distribution of DM

$$N = \frac{T \Omega A_{\text{eff}} \left( \frac{m_\chi}{2} \right)}{2} \frac{n_0}{\tau} \int_{R_\oplus \sin \theta}^{R_\oplus} \int_0^{\pi/2} dr d\theta r^2 \sin \theta \varepsilon(\theta) \left[ \frac{p_+^{\text{exit}}}{\ell_+^2} + \frac{p_-^{\text{exit}}}{\ell_-^2} \right]$$

$$\frac{N_\oplus}{\tau} = \frac{3 \times 10^4}{\text{sec}}$$

$$\frac{N_\odot}{N_\oplus} = \frac{C_\odot}{C_\oplus}$$

First estimate: with Feldman-Cousins tables, evaluate U.L. and L.L. from the observation of  $n_{\text{obs}}$  events in RoI, expecting  $n_{\text{bg}}$ . The (average) background number is obtained from a band at the declination of the source, scaled to the angular size of the RoI.

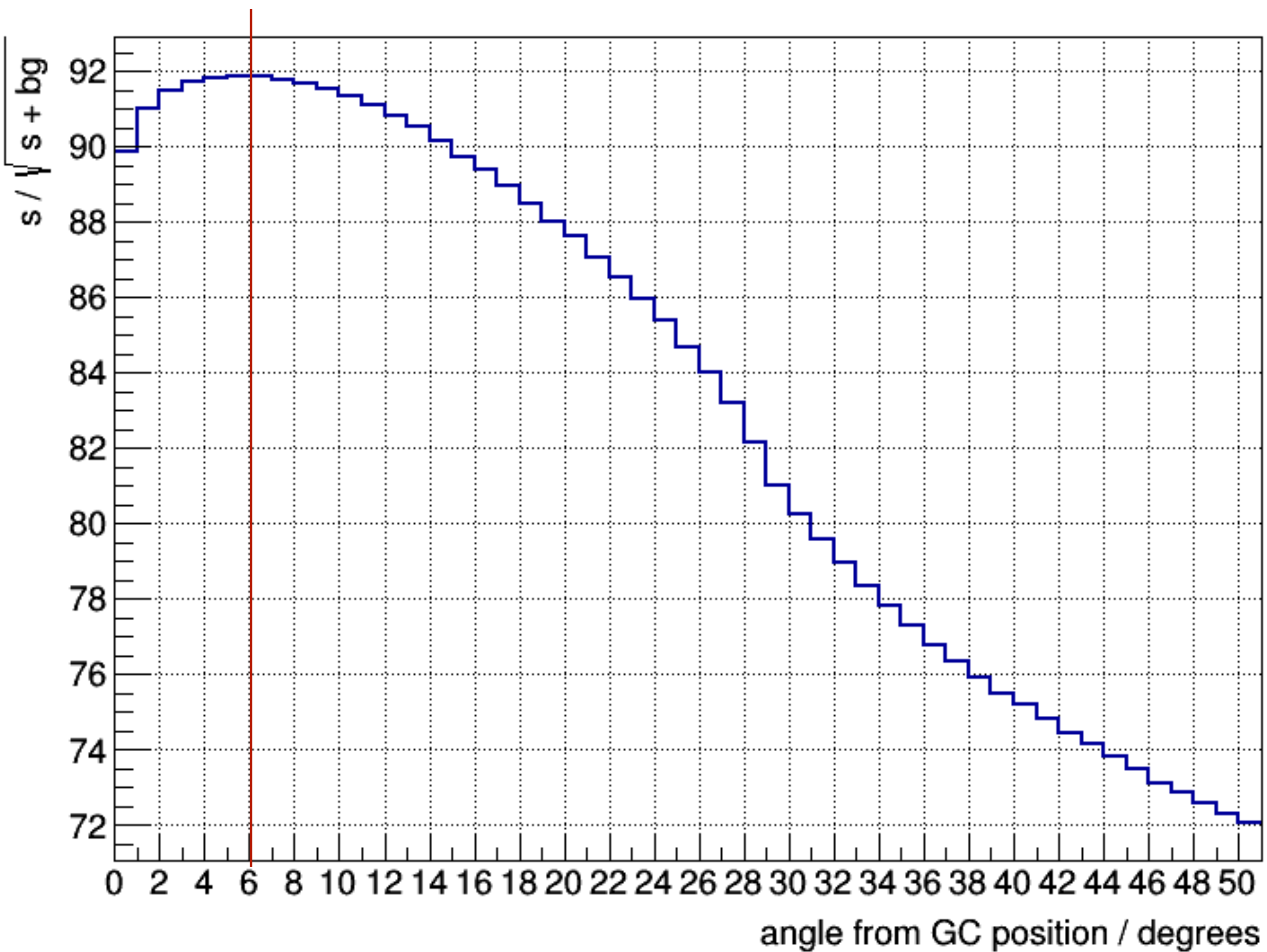


Example considering  $\text{RoI} = 10^\circ$ , 8753 tracks:

estimated background: 97.3868, (384.87 for  $\text{RoI} = 20^\circ$ )

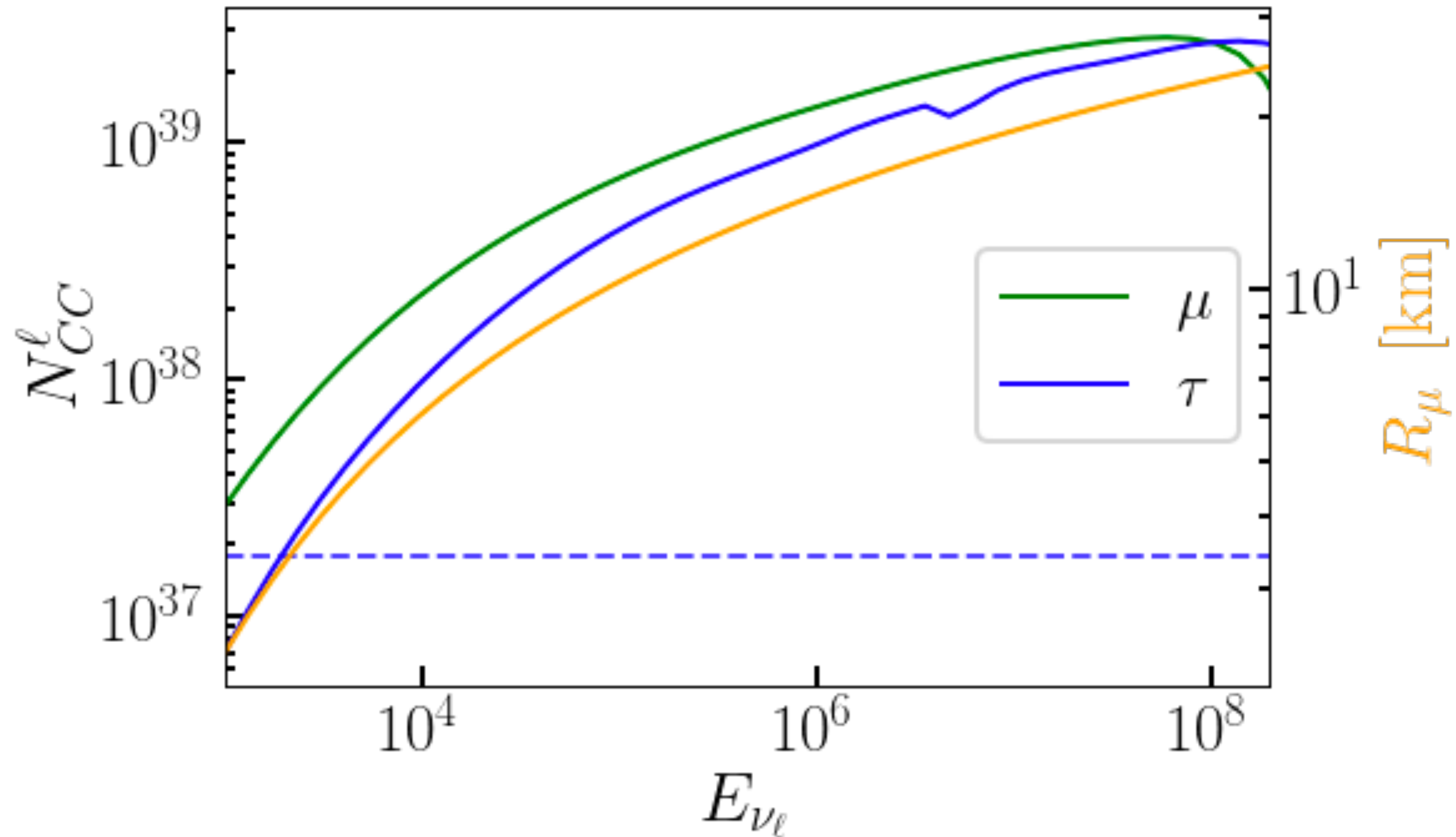
number of observed events: 91 (379 for  $\text{RoI} = 20^\circ$ )

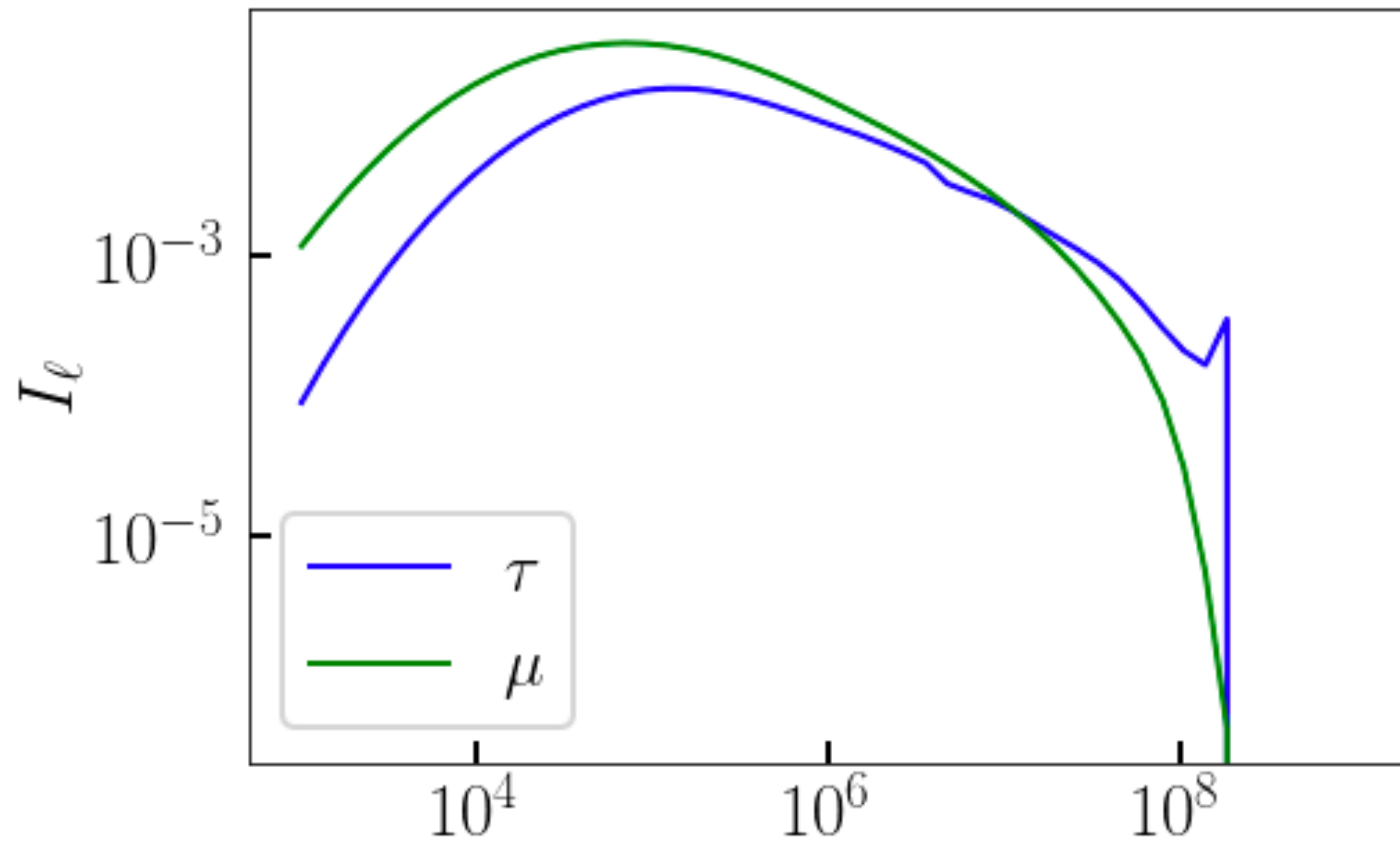
UL = 18.3 (35.2 for  $\text{RoI} = 20^\circ$ ), LL = 0



- $s/\sqrt{s+bg}$  peaks at  $6^\circ$
- Expectation of 11 events
- $J$ -factor of  $4.5e21 \text{ GeV cm}^{-2}$
- $\rightarrow$  limit on lifetime of  $1.04e24$  seconds
- Limit from IceCube is  $\sim 1e27$  seconds

# Compute number of targets





$$N = \Delta T \left[ \int dE_{\nu_\tau} d\Omega \bar{\Phi}_{\nu_\tau} \text{Br}_{\tau \rightarrow \mu} \sigma^{\text{CC}}(E_{\nu_\tau}) N_\tau(E_{\nu_\tau}) + \int dE_{\nu_\mu} d\Omega \bar{\Phi}_{\nu_\mu} \sigma^{\text{CC}}(E_{\nu_\mu}) N_\mu(E_{\nu_\mu}) \right]$$

$$N_{\text{CC}}^\tau = \int dE_\mu dE_\tau \frac{dP_\mu}{dE_\mu}(E_\mu; E_\tau) \frac{dP_\tau}{dE_\tau}(E_\tau; E_{\nu_\tau}) R_\mu(E_\mu) A_{\text{eff}}(E_\mu) \frac{\rho_{\text{iso}}}{M_{\text{iso}}}$$

$$N_{\text{CC}}^\mu = \int dE_\mu \frac{dP_\mu}{dE_\mu}(E_\mu; E_{\nu_\mu}) R_\mu(E_\mu) A_{\text{eff}}(E_\mu) \frac{\rho_{\text{iso}}}{M_{\text{iso}}}$$