



EOS at the Fermilab LHC Physics Center (LPC)

Dan Szkola - Fermi National Accelerator Laboratory

EOS Workshop 2022

07 - 10 Mar 2022

The LHC Physics Center At Fermilab

The LHC Physics Center (LPC) at Fermilab is a regional center of the **Compact Muon Solenoid Collaboration**. The LPC serves as a resource and physics analysis hub primarily for the seven hundred US physicists in the CMS collaboration. The LPC offers a vibrant community of CMS scientists from the US and overseas who play leading roles in analysis of data, in the definition and refinement of physics objects, in detector commissioning, and in the design and development of the detector upgrade. There is close and frequent collaboration with the Fermilab theory community. The LPC provides outstanding computing resources and software support personnel. The proximity of the Tier-1 and the Remote Operations Center allow critical real time connections to the experiment. The LPC offers educational workshops in data analysis, and organizes conferences and seminar series.

[LHC Physics Center At Fermilab - https://lpc.fnal.gov/index.shtml](https://lpc.fnal.gov/index.shtml)

[CMS Experiment - https://cms.cern](https://cms.cern)

EOS At Fermilab LPC - Early Days

- Needed POSIX compliant online area for LPC analysis data
- EOS testbed built at Fermilab around June 2012
- Initially 1 MGM and 3 FST nodes
- Access was by FUSE mount and XROOTD

By May 2013, more than 600 TB was in use with EOS still not being officially in production

EOS Today At Fermilab LPC

- LPC cluster is a 4500 core user analysis cluster
- LPC cluster supports over eight hundred users annually who ask for new accounts or renew their existing accounts
- EOS is used for LPC user data which tends to be small files with very random access
- EOS storage is approximately 13 PB of replicated space

EOS Space Allocation, Usage, and Growth

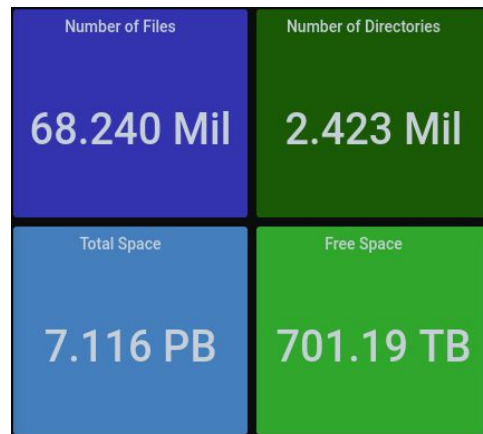
2018



2019



2020



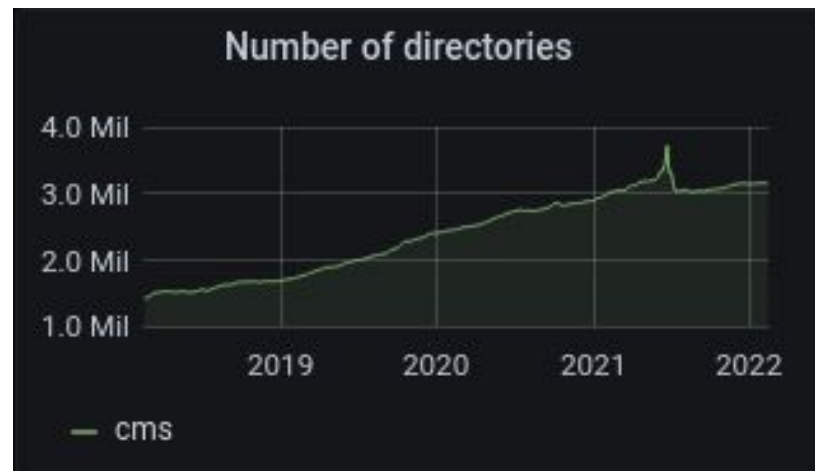
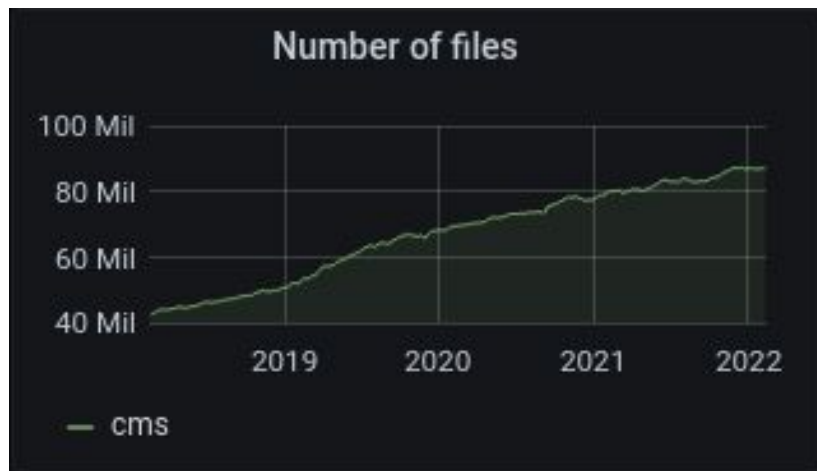
2021



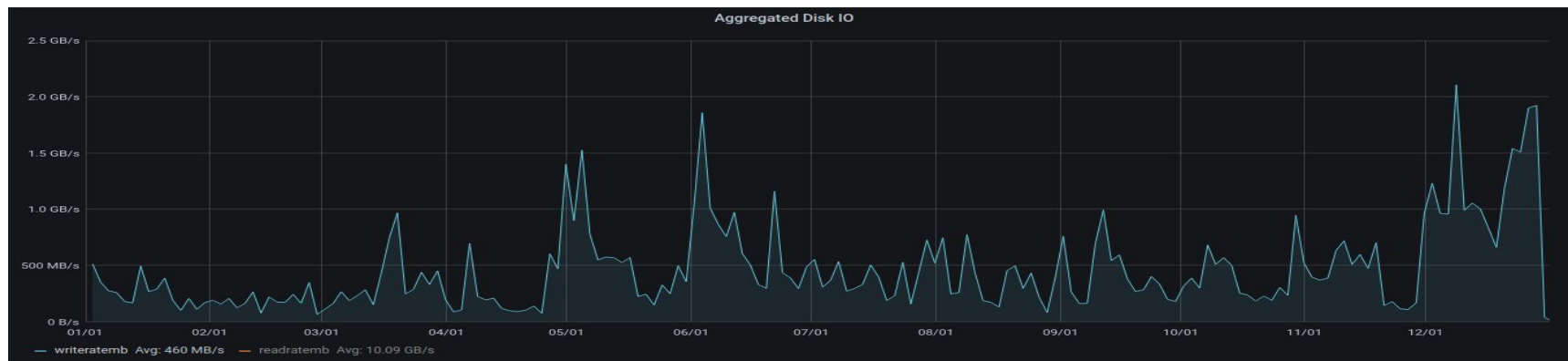
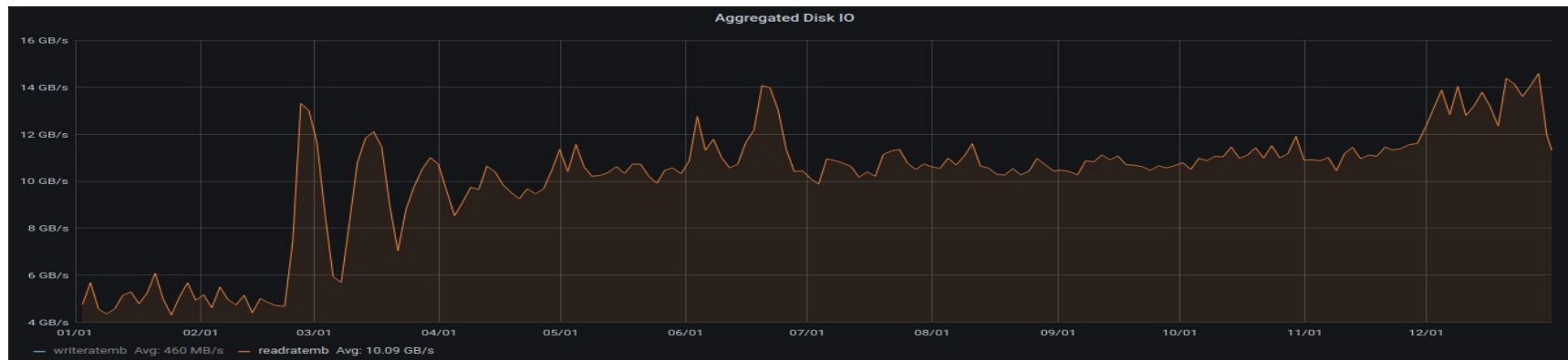
2022



EOS Growth



Aggregate I/O



EOS Hardware and Layout

- 3 MGM nodes configured similarly, only 2 run as MGMs, the other is a third QuarkDB node
- 93 FST nodes
- 219 filesystems
- 4 groups

type	name	status	N(fs)	dev(filled)	avg(filled)	sig(filled)	balancing	bal-shd
groupview	default.0	on	55	9.91	72.54	2.70	idle	0
groupview	default.1	on	55	9.95	72.10	1.48	idle	0
groupview	default.2	on	55	9.76	71.72	1.84	idle	0
groupview	default.3	on	54	9.52	73.28	1.83	idle	0

MGM Hardware

MGM servers each have an individual IP address and hostname. An 'instance' IP address and hostname is defined and a virtual NIC is brought up on the MGM currently defined as the master using this instance name and IP address.

- Dual Intel Xeon CPUs @ 2.10 GHz
- 256 GB RAM
- 1 TB system disk
- 2 TB SSD (for /var/eos)
- 10 Gb Ethernet

```
eth0    cmseosmgm01.fnal.gov  
eth0:0  cmseos.fnal.gov
```

```
eth0    cmseosmgm02.fnal.gov  
eth0:0  cmseos.fnal.gov
```


FST Hardware

FST hardware varies as FST nodes have been added and removed over time. Typically they will have:

- Dual or Quad CPU (usually AMD Opteron)
- 64 GB RAM
- 1 - 2 TB system disk
- 10 Gb Ethernet
- 2 or 3 Nexsan volumes, the sizes of these volumes vary from 36TB to 77TB and are formatted as XFS volumes

How Is EOS Space Allocated?

- Most users get a 2 TB logical (4 TB physical) area enforced by quota
- For groups (usually associated with experiments or projects), a user account is created and a quota is set based on their need for space.
- Some of the EOS space is used to hold rotated EOS logs
- An area is designated to hold job output files that are later merged into bigger (4 - 5 GB) files.
- A temp area is defined to hold initial output of user analysis jobs.

LRU Usage

A directory hierarchy exists in EOS for the initial output of CRAB (CMS Remote Analysis Builder, a CMS grid job tool) jobs. This user analysis data is later picked up by a separate process and moved to a user-defined area. At some point in 2019, the LRU was left on to run continuously and we have not experienced any LRU-related crashes as we had in prior releases.

- LRU rules are defined to clean up this job data after a week or so.

```
attributes.sys.lru.expire.match=*:86400;  
attributes.sys.lru.expire.match=*:1w
```

WOOHOO!!!



Access To Files In EOS

- XROOTD (xrdcp, etc.)
- GridFTP
- FUSE mount (heavy use is discouraged for performance reasons)
- HTTP(S) - we are testing this and it is working well so far

The gridFTP service runs on some of the FST nodes. An F5 load balancer front-ends the gridFTP service. There are FUSE mounts on all LPC interactive nodes. On CMS worker (job) nodes, users use XROOTD to access EOS files.

Upgrading from 4.7.16 to 4.8.40

- The upgrade was done on 2021-04-06
 - Although we jumped from 4.7.x to 4.8.x, this was a fairly straightforward upgrade and we experienced no unexpected issues during the upgrade
 - Later it was revealed a bug prevented changing the log level, but the devs fixed that issue quickly in a later update (we stayed on this version)

Upgrading from 4.8.40 to 4.8.66

- The upgrade was done on 2022-02-01
 - Minor upgrade
 - No unexpected issues

EOS and older hardware

- At the time of the upgrade to EOS 4.6.8, we had 3 nodes with Opteron 6128 CPUs
 - These CPUs do not support SSE2 instructions
- It was discovered that a few releases prior to 4.6.8, optimizations that included SSE2 instructions were being done at build time
 - This caused EOS to crash with ‘illegal instruction’ on the FSTs with Opteron 6128 CPUs
 - The FSTs with these CPUs were held back to a previous version
 - When the upgrade to 4.7.16 was done, a special build was done that did not include SSE2 instructions and all nodes were able to run 4.7.16 code.
 - At that time, it was hopeful that we would only ever have these three nodes and once they were retired we could avoid using a special build

EOS and older hardware (cont.)

- 26 new nodes were retired from use in dCache and added to EOS as FST nodes
 - All 26 nodes have Opteron 6128 CPUs
- As of EOS 4.8.39, devs have added a build path for binaries that do not contain SSE2 instructions
 - This is obviously not ideal, but we have to run with the hardware that is available
 - The extra space was required for an upcoming elimination of single replica space used in some group areas
 - This was provided for some groups due to quota concerns, but has caused too many issues and is now being eliminated
- Most of our nodes used for test instances also have Opteron 6128 CPUs

EOS In The Near Future At Fermilab LPC

- HTTP transfer (x509, sci-tokens, and macaroons) to eventually replace gridFTP
- Still using FUSE, we will look at moving to FUSEx
- Would like to test RAIN on one of the test environments
- Watching EOS v5 developments closely

EOS - What Could Be Improved and What Has Improved

- There still exists no ideal method (at least not a documented one) for dealing with a floating instance IP when an MGM is promoted
 - When an MGM becomes primary, the IP address pointing to the instance does not move with it. I've tried some automated (cron checks, etc) methods, but these tend to be crude and not always work
- Documentation could be more complete and is sometimes out of date
- Output of some of the commands is cryptic and is not explained anywhere
 - 'eos group ls' is a good example
- No complete list of config statements for xrd.cf.* files or /etc/sysconfig files and no explanation for some options without digging into the source

EOS - What Could Be Improved and What Has Improved

- Release notes
 - New features and important changes to existing systems could be highlighted
 - ‘Nominal Capacity’ was a good example of this
- Community support
 - The EOS Community site is great
 - Good level of participation
 - CERN devs and admins often answer questions

Users EOS Complaints and Requests for Enhancements

- Users would like a 'du' command, currently using a user-written *eosdu* script which usually has to be upgraded when EOS is upgraded
 - <https://github.com/FNALLPC/lpc-scripts/blob/master/eosdu>

Note: Yes, the users are aware of folder totals using '*ls -l*'.

This does not solve:

- If I want to know the size of a specific directory, I have to call *eos ls -l* on the parent directory.
- It's hard to list the size of all subdirectories (*eos ls* shows all files and directories; can't restrict to just directories)
- There is no way to list the number of files rather than the total size (since *eos* has quotas for both, this is important)

Users EOS Complaints and Requests for Enhancements (cont)

- (Still) Annoyed that *path=* is prepended to EOS 'find' command output
 - *path=* also added with --xurl option, makes output worse/useless

e.g. `root://cmseos.fnal.gov/path=/eos/uscms/store/user/dszkola/`

- Better doc and examples for EOS commands
- `eos cp -r` should work when source dir is on EOS
- `eos ls` should have a '-t' option to sort by time
- Users don't like being forced to add the / at the end of directories), i.e. fix:

Remark:

If you deal with directories always add a '/' in the end of source or target paths
e.g. if the target should be a directory and not a file put a '/' in the end. To
copy a directory hierarchy use '-r' and source and target directories terminated
with '/' !

Users EOS Complaints and Requests for Enhancements (cont)

- The help message from `eos mv -h` is confusing and hard to read for many reasons (not just the lack of the term 'mv', though that's one of them). This really needs to be improved.
- We also found recently that the syntax for `eos ln -s` is backward vs. the linux system `ln` command (for making symlinks). (This command also has the `eos mv -h` issue mentioned above.)
- Users are unclear as to why there is a separate `eoscp` command and how it differs from `eos cp`
- Have EOS commands properly handle wildcards (this is a long-standing complaint)

Contributors

Thanks to the following people at Fermilab who provided information for this Presentation:

- David Mason
- Marguerite Tonjes
- Kevin Pedro