

The discovery of the odderon by the D0 and TOTEM collaborations

Christophe Royon

On behalf of D0 and TOTEM Collaborations


University of Kansas, Lawrence, USA

LHCP 2022, Taipei, Taiwan (online)

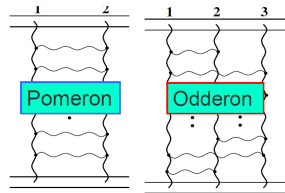
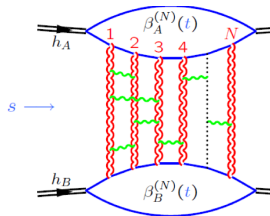


May 16-20 2022

- Introduction to the Odderon
- D0 and TOTEM data
- Extrapolation of TOTEM data to Tevatron energies
- Comparison between D0 data and TOTEM extrapolated data

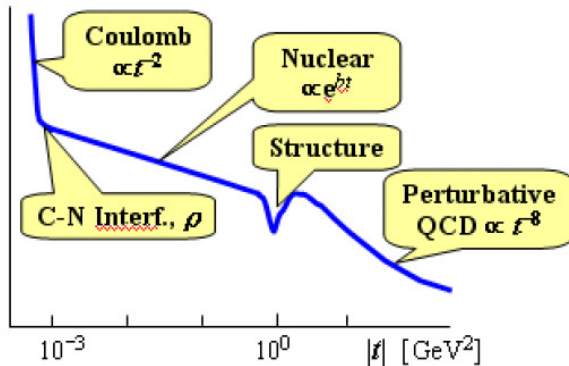


What is the odderon? The QCD picture



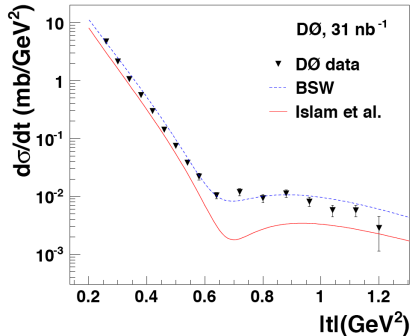
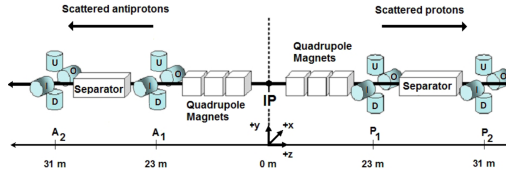
- Multi-gluon exchanges in hadron-hadron interactions in elastic pp interactions (Bartels-Kwiecinski-Praszalowicz)
- From B. Nicolescu: The Odderon is defined as a singularity in the complex plane, located at $J = 1$ when $t = 0$ and which contributes to the odd crossing amplitude
- Leads to contributions on 3,... gluon exchanges in terms of QCD for the perturbative odderon
- Colorless C -odd 3-gluon state (odderon) predicts differences in elastic $d\sigma/dt$ for pp and $p\bar{p}$ interactions since it corresponds to different amplitudes/ interferences

Measurement of elastic scattering at Tevatron and LHC



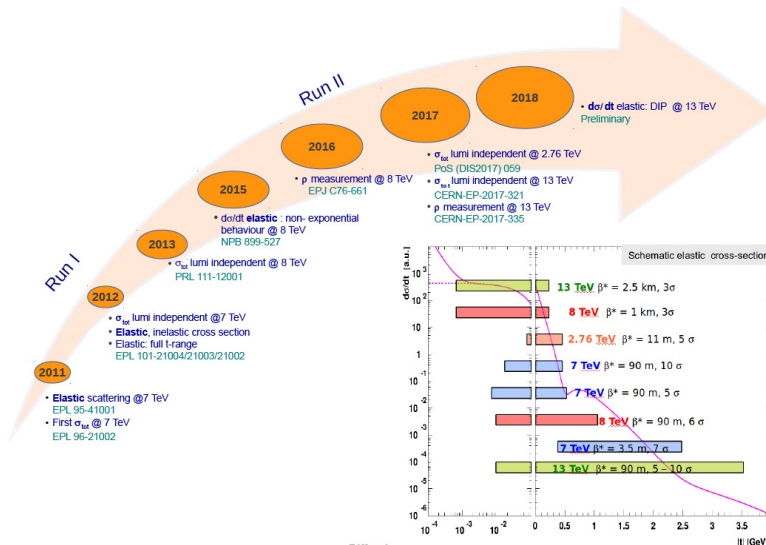
- Study of elastic $pp \rightarrow pp$ reaction: exchange of momentum between the two protons which remain intact
- Measure intact protons scattered close to the beam using Roman Pots installed both by D0 and TOTEM collaborations
- From counting the number of events as a function of $|t|$ (4-momentum transferred square at the proton vertex measured by tracking the protons), we get $d\sigma/dt$

D0 elastic $p\bar{p}$ $d\sigma/dt$ cross section measurements



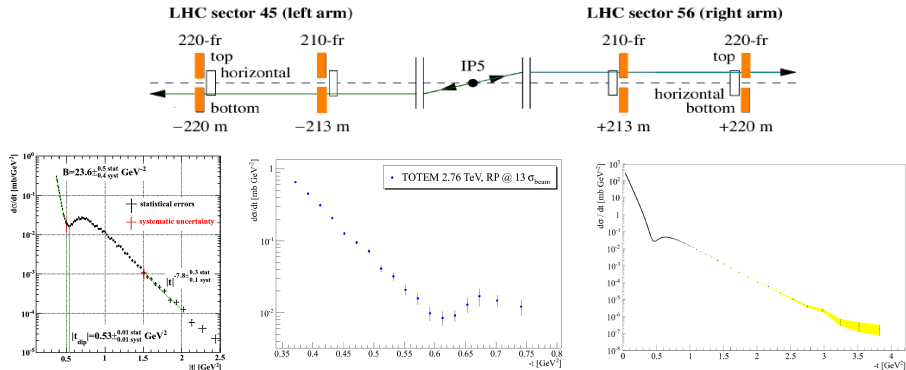
- D0 collected elastic $p\bar{p}$ data with intact p and \bar{p} detected in the Forward Proton Detector with 31 nb⁻¹ Phys. Rev. D 86 (2012) 012009
- Measurement of elastic $p\bar{p}$ $d\sigma/dt$ at 1.96 TeV for $0.26 < |t| < 1.2$ GeV²

TOTEM cross section measurements

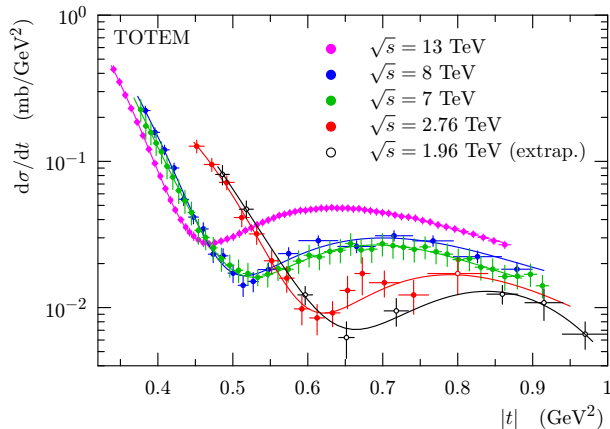


TOTEM elastic pp $d\sigma/dt$ cross section measurements

- Elastic pp $d\sigma/dt$ measurements: tag both intact protons in TOTEM Roman Pots 2.76, 7, 8 and 13 TeV
- Very precise measurements at 2.76, 7, 8 and 13 TeV: Eur. Phys. J. C 80 (2020) no.2, 91; EPL 95 (2011) no. 41004; Nucl. Phys. B 899 (2015) 527; Eur. Phys. J. C79 (2019) no.10, 861

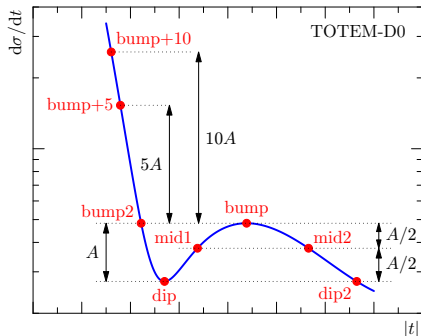


Strategy to compare pp and $p\bar{p}$ data sets



- In order to identify differences between pp and $p\bar{p}$ elastic $d\sigma/dt$ data, we need to compare TOTEM measurements at 2.76, 7, 8, 13 TeV and D0 measurements at 1.96 TeV
- All TOTEM $d\sigma/dt$ measurements show the same features, namely the presence of a dip and a bump in data, whereas D0 data do not show this feature

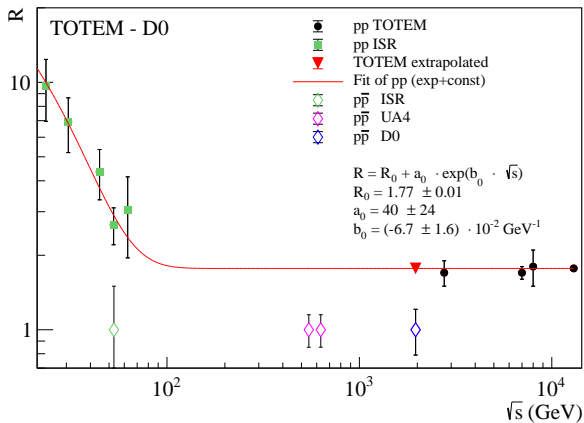
Reference points of elastic $d\sigma/dt$



- Define 8 characteristic points of elastic pp $d\sigma/dt$ cross sections (dip, bump...) that are feature of elastic pp interactions

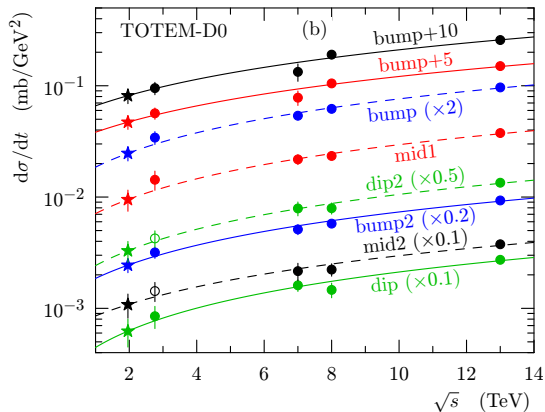
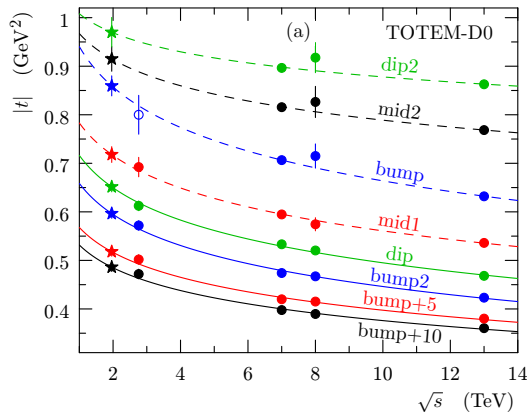
- Determine how the values of $|t|$ and $d\sigma/dt$ of characteristic points vary as a function of \sqrt{s} in order to predict their values at 1.96 TeV
- We use data points closest to those characteristic points (avoiding model-dependent fits)
- Data bins are merged in case there are two adjacent dip or bump points of about equal value
- This gives a distribution of t and $d\sigma/dt$ values as a function of \sqrt{s} for all characteristic points

Bump over dip ratio



- Bump over dip ratio measured for pp interactions at ISR and LHC energies
- Bump over dip ratio in pp elastic collisions: decreasing as a function of \sqrt{s} up to ~ 100 GeV and flat above
- D0 $p\bar{p}$ shows a ratio of 1.00 ± 0.21 given the fact that no bump/dip is observed in $p\bar{p}$ data within uncertainties: **more than 3σ difference between pp and $p\bar{p}$ elastic data** (assuming flat behavior above $\sqrt{s} = 100 \text{ GeV}$)

Variation of t and $d\sigma/dt$ values for reference points



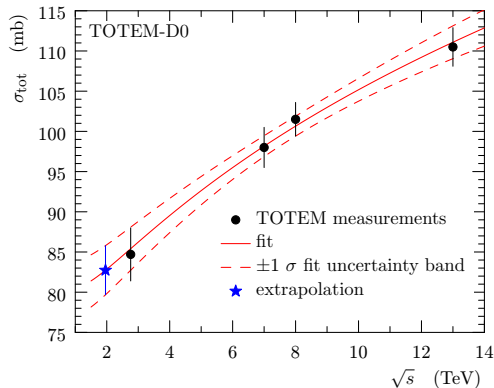
$$|t| = a \log(\sqrt{s} [\text{TeV}]) + b$$

$$(d\sigma/dt) = c\sqrt{s} [\text{TeV}] + d$$

Fits of TOTEM extrapolated characteristic points at 1.96 TeV

- The last step is to predict the pp elastic cross sections at the same t values as measured by D0 in order to make a direct comparison
- Fit the reference points extrapolated to 1.96 TeV from TOTEM measurements using a double exponential fit ($\chi^2 = 0.63$ per dof): $h(t) = a_1 e^{-b_1|t|^2 - c_1|t|} + d_1 e^{-f_1|t|^3 - g_1|t|^2 - h_1|t|}$
 - This function is chosen for fitting purposes only
 - Low- t diffractive cone (1st function) and asymmetric structure of bump/dip (2nd function)
 - The two exponential terms cross around the dip, one rapidly falling and becoming negligible in the high t -range where the other term rises above the dip
- Systematic uncertainties evaluated from an ensemble of MC experiments in which the cross section values of the eight characteristic points are varied within their Gaussian uncertainties. Fits without a dip and bump position matching the extrapolated values within their uncertainties are rejected, and slope and intercept constraints are used to discard unphysical fits
- Such formula leads also to a good description of TOTEM data in the dip/bump region at 2.76, 7, 8 and 13 TeV

Relative normalization between D0 measurement and extrapolated TOTEM data: total pp cross section at 1.96 TeV



- Differences in normalization taken into account by adjusting TOTEM and D0 data sets to have the same cross sections at the optical point $d\sigma/dt(t=0)$ (NB: OP cross sections expected to be equal if there are only C-even exchanges)
- Predict the pp total cross section from extrapolated fit to TOTEM data ($\chi^2 = 0.27$)

$$\sigma_{tot} = a_2 \log^2 \sqrt{s} [\text{TeV}] + b_2$$

Other parametrizations lead to same results

- Leads to estimate of pp $\sigma_{tot} = 82.7 \pm 3.1$ mb at 1.96 TeV

Relative normalization between D0 measurement and extrapolated TOTEM data: Rescaling TOTEM data

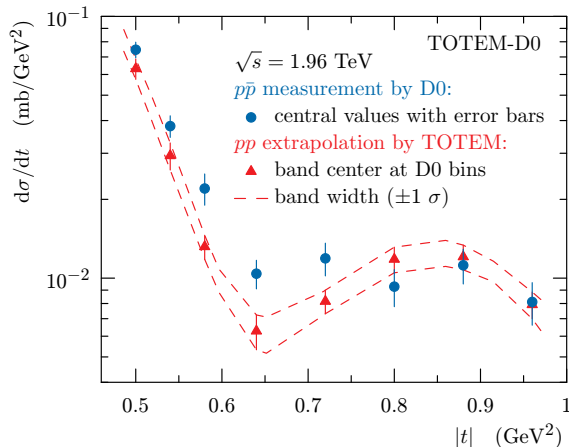
- Adjust 1.96 TeV $d\sigma/dt(t=0)$ from extrapolated TOTEM data to D0 measurement
- From TOTEM pp σ_{tot} , obtain $d\sigma/dt(t=0)$:

$$\sigma_{tot}^2 = \frac{16\pi(\hbar c)^2}{1 + \rho^2} \left(\frac{d\sigma}{dt} \right)_{t=0}$$

- Assuming $\rho = 0.145$, the ratio of the imaginary and the real part of the elastic amplitude, as taken from COMPETE extrapolation
- This leads to a TOTEM $d\sigma/dt(t=0)$ at the OP of 357.1 ± 26.4 mb/GeV²
- D0 measured the optical point of $d\sigma/dt$ at small t : 341 ± 48 mb/GeV²
- TOTEM data rescaled by 0.954 ± 0.071
- NB: We do not claim that we performed a measurement of $d\sigma/dt$ at the OP at $t=0$ (it would require additional measurements closer to $t=0$), but we use the two extrapolations simply in order to obtain a common and somewhat arbitrary normalization point

Predictions at $\sqrt{s} = 1.96$ TeV

- Reference points at 1.96 TeV (extrapolating TOTEM data) and 1σ uncertainty band
- Comparison with D0 data



Comparison between D0 measurement and extrapolated TOTEM data

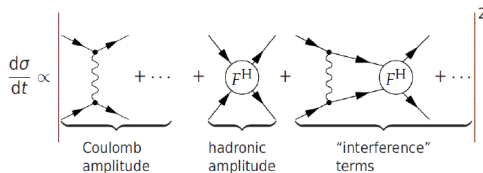
- χ^2 test to examine the probability for the D0 and TOTEM $d\sigma/dt$ to agree

$$\chi^2 = \sum_{i,j} [(T_i - D_i)C_{ij}^{-1}(T_j - D_j)] + \frac{(A - A_0)^2}{\sigma_A^2} + \frac{(B - B_0)^2}{\sigma_B^2}$$

where T_j and D_j are the j^{th} $d\sigma/dt$ values for TOTEM and D0, C_{ij} the covariance matrix, A (B) the nuisance parameters for scale (slope) with A_0 (B_0) their nominal values

- Slopes constrained to their measured values (pp to $p\bar{p}$ integrated elastic cross section ratio (dominated by the exp part) becomes 1 in the limit $\sqrt{s} \rightarrow \infty$ which means similar slopes at small $|t|$ as observed in data)
- Test using the difference of the integrated cross section in the examined $|t|$ -range with its fully correlated uncertainty, and the experimental and extrapolated points with their covariance matrices
- Given the constraints on the OP normalization and logarithmic slopes of the elastic cross sections, the χ^2 test with six degrees of freedom yields the **p -value of 0.00061, corresponding to a significance of 3.4σ**

Combination with additional TOTEM measurement: ρ measurement

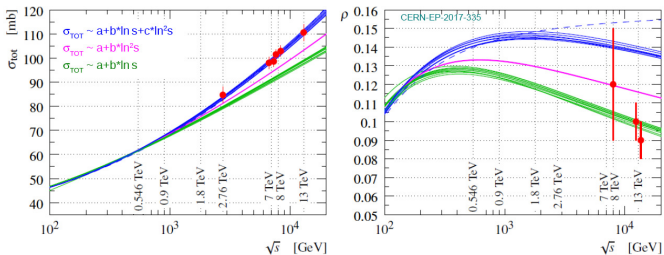


- Measure elastic scattering at very low t : Coulomb-Nuclear interference region

$$\frac{d\sigma}{dt} \sim |A^C + A^N(1 - \alpha G(t))|^2$$

- The differential cross section is sensitive to the phase of the nuclear amplitude
- In the CNI region, both the modulus and the phase of the nuclear amplitude can be used to determine $\rho = \frac{\text{Re}(A^N(0))}{\text{Im}(A^N(0))}$ where the modulus is constrained by the measurement in the hadronic region and the phase by the t dependence

A previous measurement by TOTEM: ρ and σ_{tot} measurements as an indication for odderon



- ρ is the ratio of the real to imaginary part of the elastic amplitude at $t = 0$
- Using low $|t|$ data in the Coulomb-nuclear interference region, measurement of ρ at 13 TeV: $\rho = 0.09 \pm 0.01$ (EPJC 79 (2019) 785)
- Combination of the measured ρ and σ_{tot} values not compatible with any set of models without odderon exchange (COMPETE predictions above as an example)
- This result can be explained by the exchange of the Odderon in addition to the Pomeron

Comparison between D0 measurement and extrapolated TOTEM data

- Combination with the independent evidence of the odderon found by the TOTEM Collaboration using ρ and total cross section measurements at low t in a completely different kinematical domain
- For the models included in COMPETE, the TOTEM ρ measurement at 13 TeV provided a 3.4 to 4.6 σ significance, to be combined with the D0/TOTEM result
- The combined significance ranges from **5.3 to 5.7 σ depending on the model**
- Models without colorless C -odd gluonic compound are excluded including the Durham model and different sets of COMPETE models (blue, magenta and green bands on the previous slide)

Conclusion

- Detailed comparison between $p\bar{p}$ (1.96 TeV from D0) and pp (2.76, 7, 8, 13 TeV from TOTEM) elastic $d\sigma/dt$ data - FERMILAB-PUB-20-568-E; CERN-EP-2020-236
- **R ratio of bump/dip shows a difference of more than 3σ between D0 ($R=1.0\pm0.21$), and TOTEM (assuming flat behavior above $\sqrt{s} = 100$ GeV)**
- Fits of 8 “characteristic” points of elastic pp $d\sigma/dt$ data such as dip, bump, etc as a function of \sqrt{s} in order to predict pp data at 1.96 TeV
- **pp and $p\bar{p}$ cross sections differ with a significance of 3.4σ in a model-independent way and thus provides evidence that the Colorless C -odd gluonic compound i.e. the odderon is needed to explain elastic scattering at high energies**
- **When combined with the ρ and total cross section result at 13 TeV, the significance is in the range 5.3 to 5.7σ and thus constitutes the first experimental observation of the odderon: Major discovery at CERN/Tevatron**

