



IPPOG International Masterclasses 2022 The Video Conference

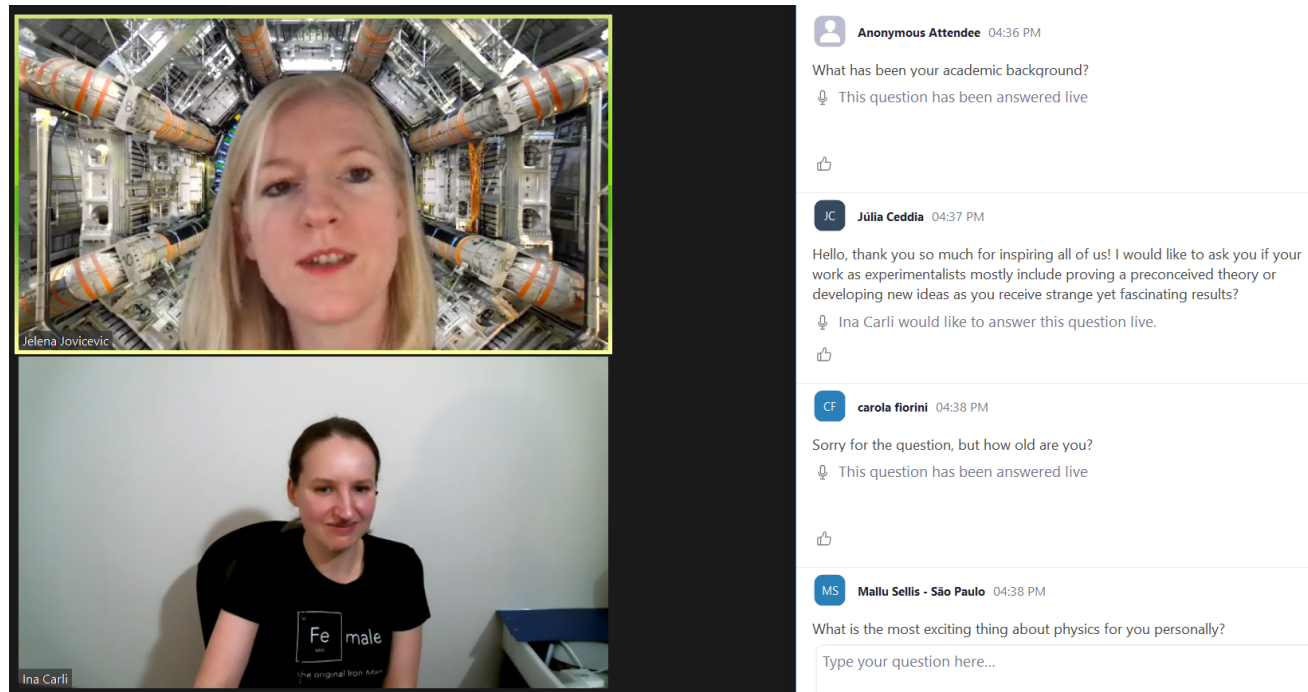
Overview of the Video Conference

Ana Peixoto



Moderators

- You are going to be the face of CERN to hundreds of students around the world!
- You will hold a video conference via Zoom to a group of institutes who have all done the same masterclass exercise during their day.
- The video conference (VC) allows the students to come together to combine and discuss their results under your guidance in a light hearted and fun way.



The image shows a Zoom video conference interface. On the left, there are two video thumbnails. The top one shows a woman with blonde hair, identified as Jelena Jovicevic, in front of a background of CERN's particle accelerator tunnels. The bottom one shows a woman with dark hair, identified as Ina Carli, wearing a black t-shirt with a periodic table element 'Fe' and the text 'male' and 'the original from MIT'. On the right, a chat window is visible with three messages:

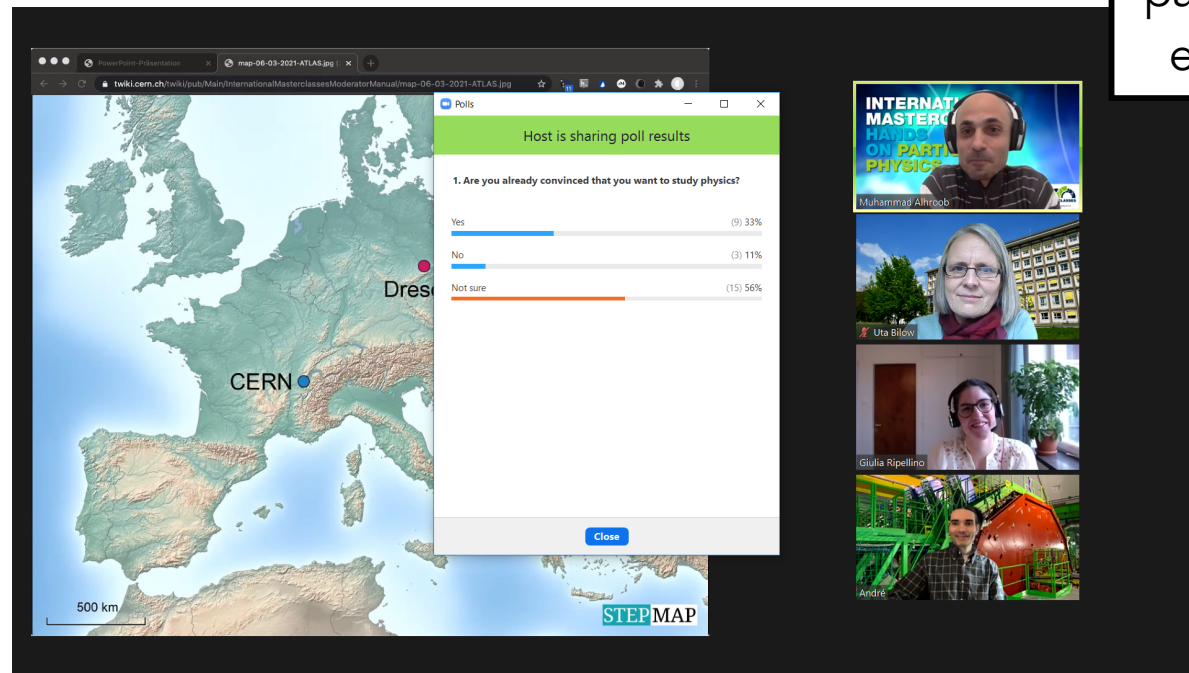
- Anonymous Attendee** 04:36 PM: What has been your academic background?
This question has been answered live.
- Júlia Ceddia** 04:37 PM: Hello, thank you so much for inspiring all of us! I would like to ask you if your work as experimentalists mostly include proving a preconceived theory or developing new ideas as you receive strange yet fascinating results?
Ina Carli would like to answer this question live.
- carola fiorini** 04:38 PM: Sorry for the question, but how old are you?
This question has been answered live.

At the bottom of the chat window, there is a message from **Mallu Sellis - São Paulo** 04:38 PM: What is the most exciting thing about physics for you personally? Below this message is a text input field with the placeholder text "Type your question here..."

Aims of the Video Conference

- Convey the internationality of the event.
- Demonstrate how physicists work together internationally.
- Demonstrate improvement in accuracy by combination of different data sets.
- Be a FUN end to a long day!

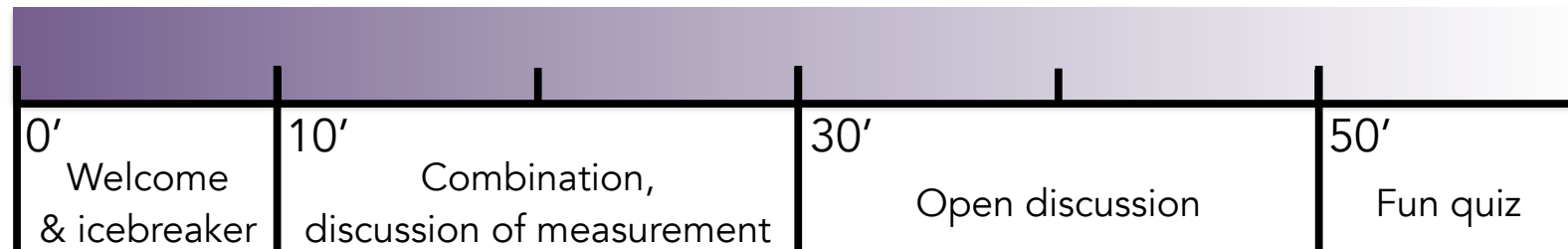
3-5 institutes
participating in
each session



General Information

- **TWiki has all the links and full information you need.**
 - <https://twiki.cern.ch/twiki/bin/view/Main/InternationalMasterclassesModeratorManual>
- Use **Zoom** to setup the video conference.
 - Step by step instructions are in the TWiki (and in the training slides/videos).
 - Make sure you know how to use the shared desktop.

Video Conference Timeline



- One hour video conference (16h – 17h sharp) with 3-5 institutes.
- Connect to the correct Zoom webinar 30 minutes in advance (i.e. by 15:30) to meet your co-moderator(s) and get everything setup and prepared.
- Agree with your co-moderator(s) which chat function you want to use to in case you need to communicate with each other during the video conference.
 - Option in Zoom to message only the 'panelists' (i.e. moderators) - suggest as default option.
 - Skype, Mattermost, etc also fine if you prefer.

Summary

- Arrive 30 minutes before the start of the VC.
- Set up the Zoom webinar following the step by step instructions on the TWiki.
- Have the “one pager for moderators” document to hand.
- Download the map - this must be done each time.
- Have the link to the tables for the combination already open.
- Log into the Kahoot quiz.
- Agree with your co-moderators in advance who will do each step.
- Follow the suggested timeline where possible, but use some common sense too.
 - e.g. if there are few institutes joining and the students don't have lots of questions then you may finish a bit early - that's fine!

All the info you need is on the TWiki!