

# Collimators and Beam Cleaning: First Results and Future Plans

Chiara Bracco

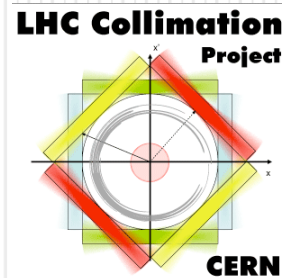
with Ralph Assmann, Stefano Redaelli,  
Adriana Rossi, Daniel Wollmann

Acknowledgements to:

B.Goddard and team for collaborative studies on injection & dump protection devices

B.Dehning and BLM tem for beam loss studies

A. Masi and CO team, O. Aberle and HW commissioning team



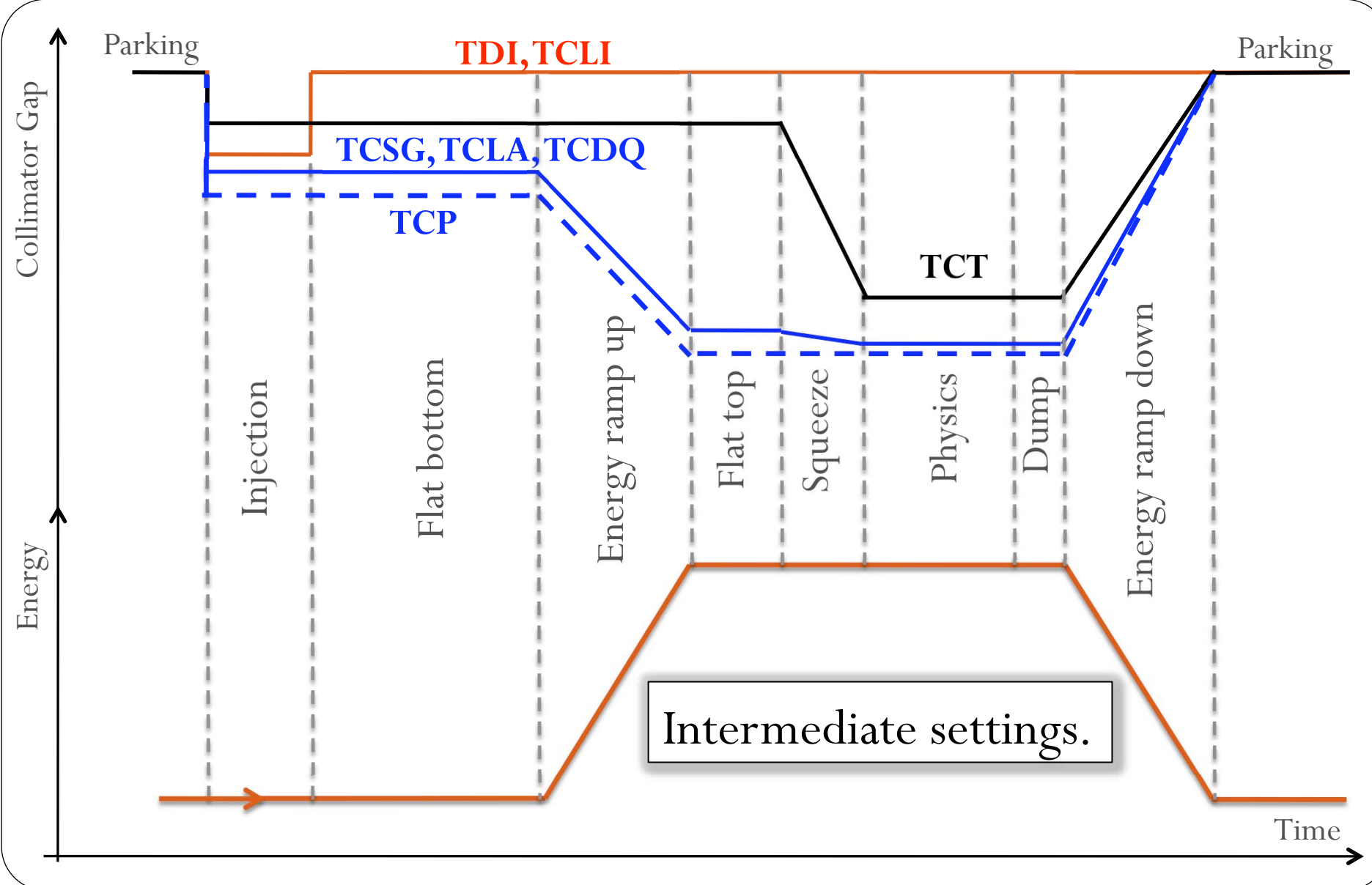
# Outlines

- Principle of operation with collimators (settings, thresholds...)
- Hardware commissioning tests
- Beam based alignment procedure, beam experience and first results
- Interlock threshold setup
- Analysis of collimation induced interlocks
- Beam loss studies
- Lessons and future plans

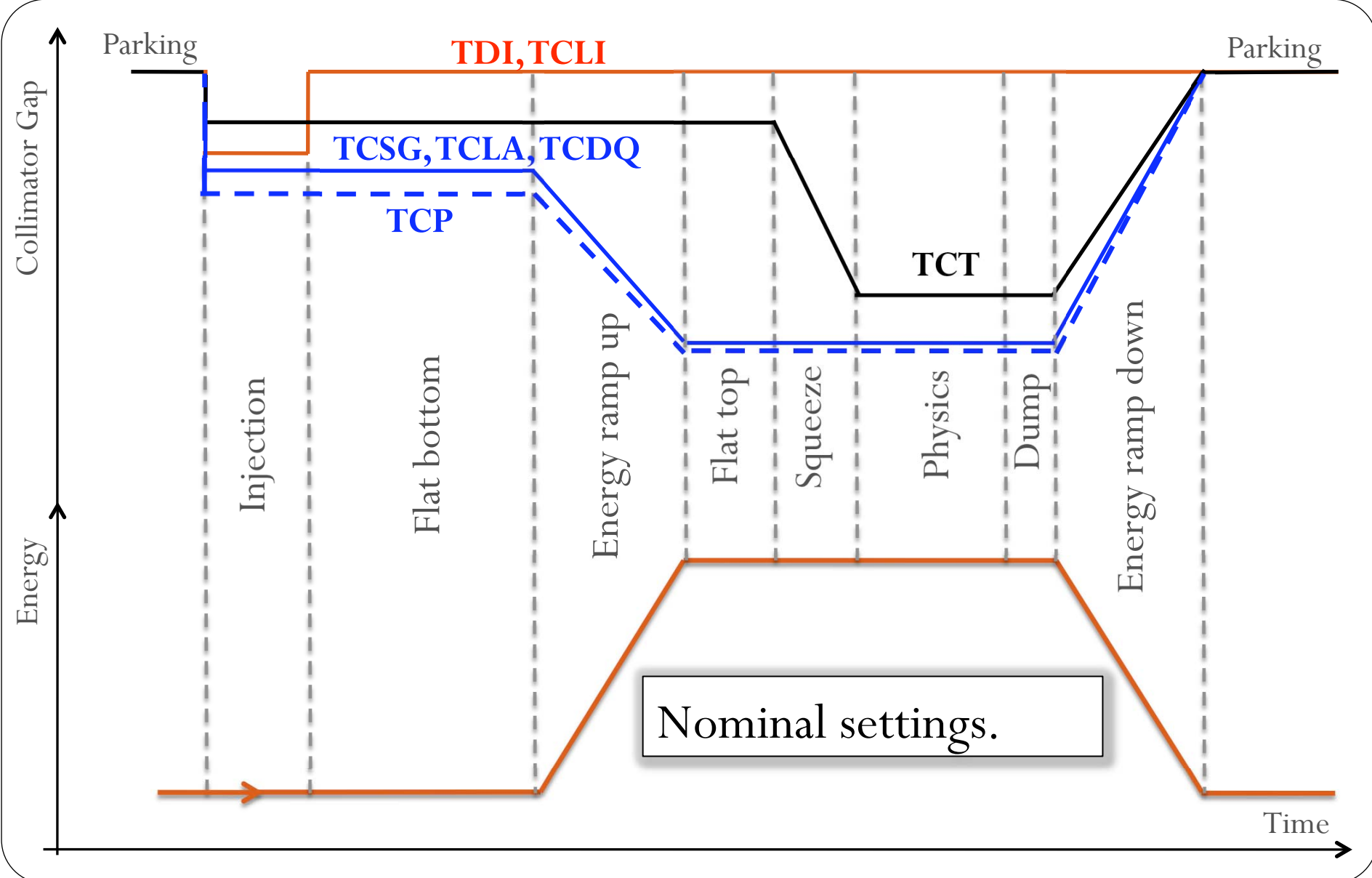
# Logic of the LHC Collimation System Operation

- LHC collimators are needed during the full cycle of machine operations
- Collimators must be set up implementing a well defined hierarchy
- Alignment requirements and positioning tolerances become more demanding when increasing beam intensity and energy
- A new beam based alignment must be performed any time beam and machine optics change, orbit drift, ...
- LHC collimation is a dynamic system!

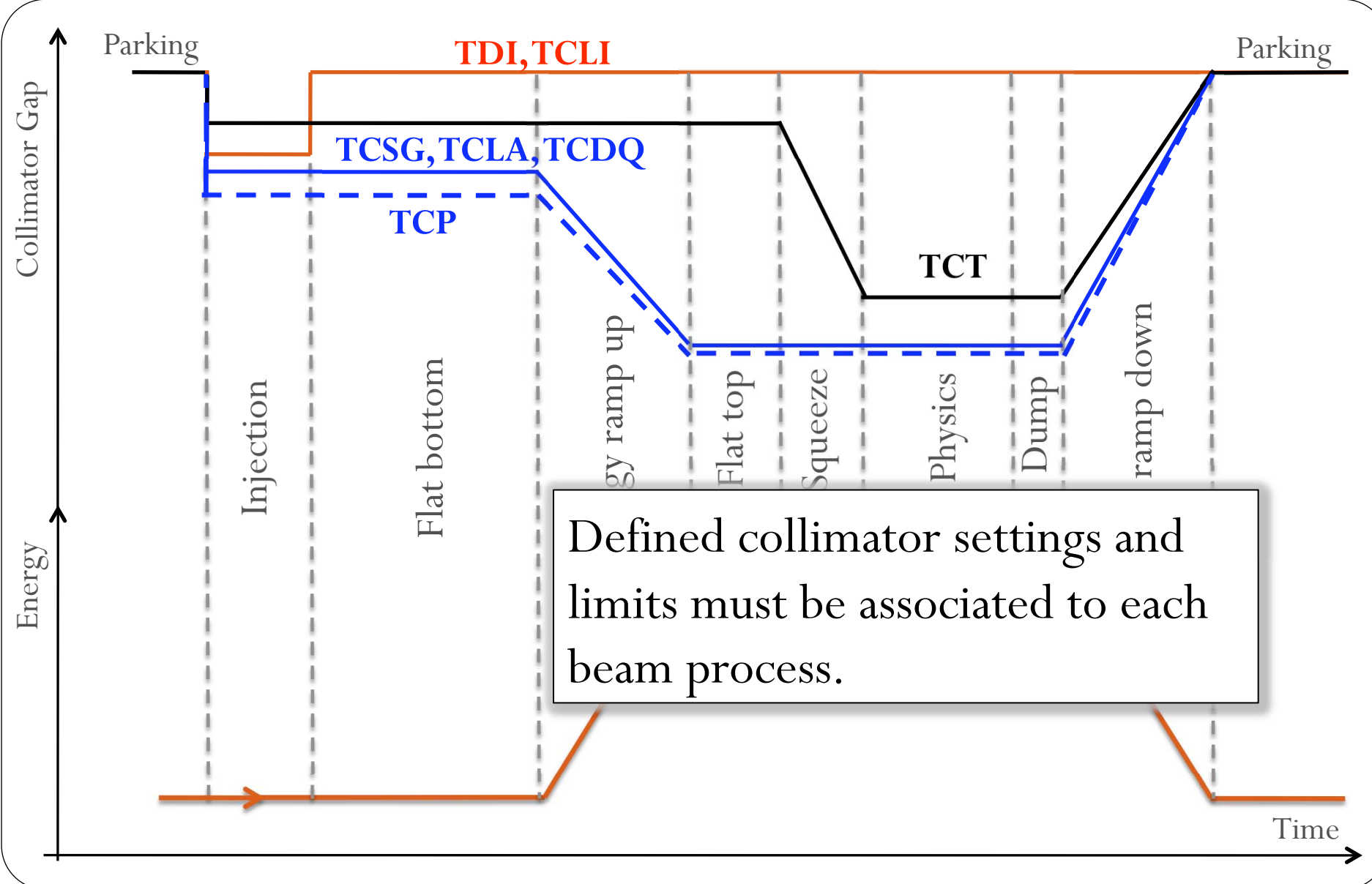
# Nominal Cycle



# Nominal Cycle

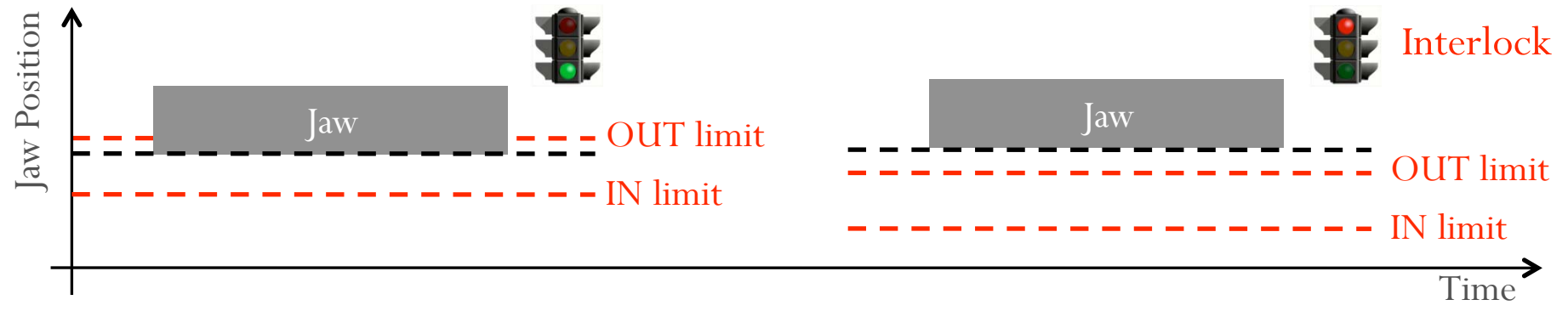


# Nominal Cycle

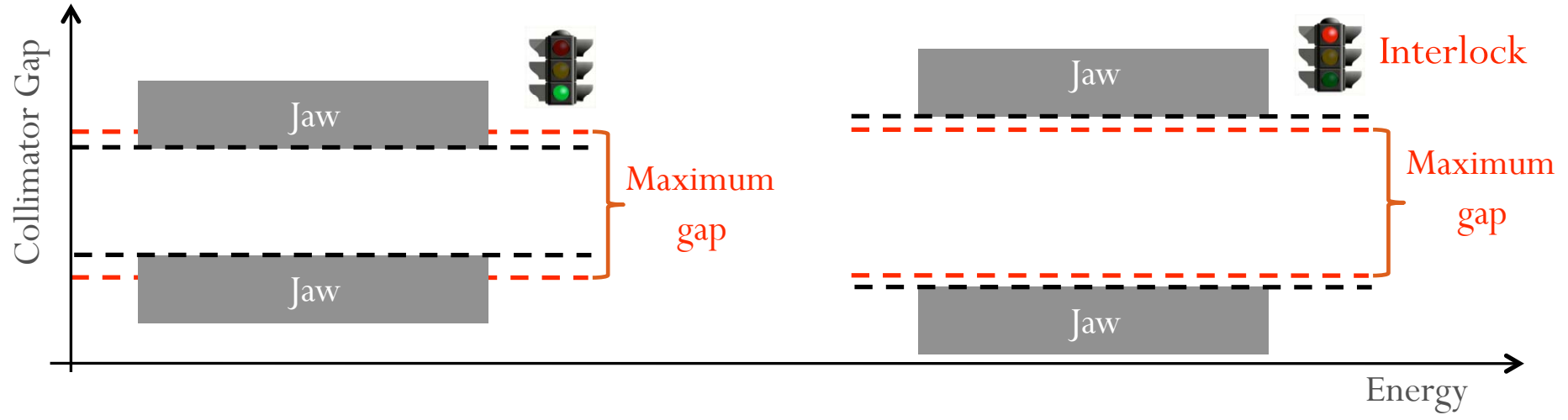


# Thresholds and Interlocks

- Position time dependent interlocks.



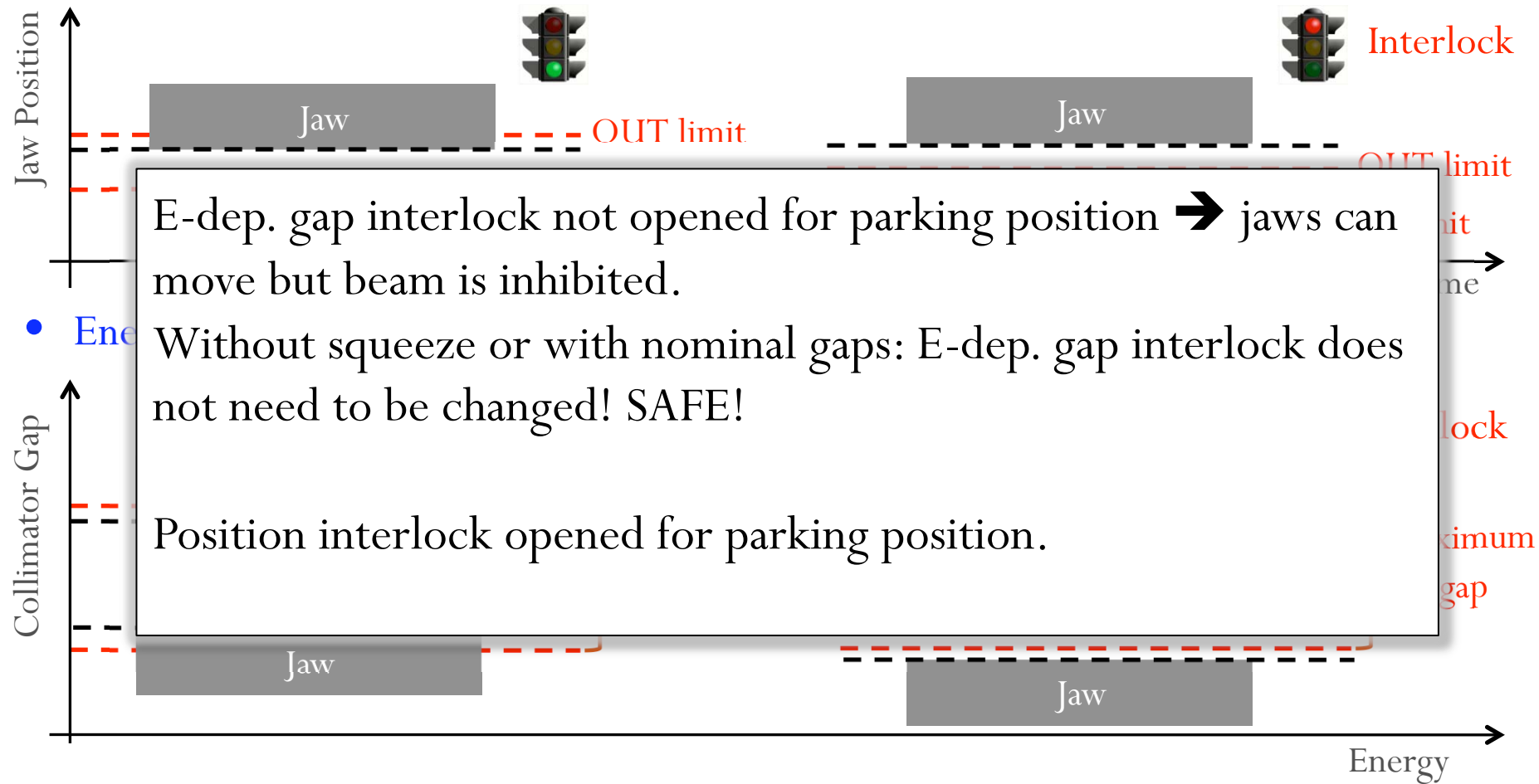
- Energy dependent interlocks.



- Temperature dependent interlocks.

# Thresholds and Interlocks

- Position time dependent interlocks.



- Temperature dependent interlocks.



# Hardware commissioning

All 100 collimators have been tested in preparation for operations with beam:

- Hardware tests: minimum and maximum gap, maximum tilt, switches, mechanical play. These tests included also TDI and TCDQ (E. Carlier, C. Boucly).

# Hardware commissioning

All 100 collimators have been tested in preparation for operations with beam:

- Hardware tests: minimum and maximum gap, maximum tilt, switches, mechanical play. These tests included also TDI and TCDQ (E. Carlier, C. Boucly).
- Machine protection tests: check interlocks when exceeding position and energy dependent limits. Automatic procedure, results at:  
[https://winservices.web.cern.ch/winservices/Services/DFS/DFSBrowser.aspx/Projects/CollimationHardware/2009/MP\\_tests/MPtests\\_summary\\_EDMS.xlsx](https://winservices.web.cern.ch/winservices/Services/DFS/DFSBrowser.aspx/Projects/CollimationHardware/2009/MP_tests/MPtests_summary_EDMS.xlsx)

# Hardware commissioning

All 100 collimators have been tested in preparation

- Hardware tests: minimum and maximum gap, play. These tests included also TDI and TCDQ
- Machine protection tests: check interlocks with dependent limits. Automatic procedure, result [https://winservices.web.cern.ch/winservices/Projects/CollimationHardware/2009/MP\\_test](https://winservices.web.cern.ch/winservices/Projects/CollimationHardware/2009/MP_test)

	A	B
1	Collimator	<i>MPP test results: EDMS Doc. No.</i>
2		
3	TCDIH-29012	<a href="https://edms.cern.ch/document/1052530/1">https://edms.cern.ch/document/1052530/1</a>
4	TCDIH-29050	<a href="https://edms.cern.ch/document/1052525/1">https://edms.cern.ch/document/1052525/1</a>
5	TCDIH-29205	<a href="https://edms.cern.ch/document/1052526/1">https://edms.cern.ch/document/1052526/1</a>
6	TCDIH-29465	<a href="https://edms.cern.ch/document/1052522/1">https://edms.cern.ch/document/1052522/1</a>
7	TCDIH-87441	<a href="https://edms.cern.ch/document/1052527/1">https://edms.cern.ch/document/1052527/1</a>
8	TCDIH-87904	<a href="https://edms.cern.ch/document/1052528/1">https://edms.cern.ch/document/1052528/1</a>
9	TCDIH-88121	<a href="https://edms.cern.ch/document/1052529/1">https://edms.cern.ch/document/1052529/1</a>
10	TCDIV-29012	<a href="https://edms.cern.ch/document/1052675/1">https://edms.cern.ch/document/1052675/1</a>
11	TCDIV-29234	<a href="https://edms.cern.ch/document/1052531/1">https://edms.cern.ch/document/1052531/1</a>
12	TCDIV-29509	<a href="https://edms.cern.ch/document/1052532/1">https://edms.cern.ch/document/1052532/1</a>
13	TCDIV-87645	<a href="https://edms.cern.ch/document/1052533/1">https://edms.cern.ch/document/1052533/1</a>
14	TCDIV-87804	<a href="https://edms.cern.ch/document/1052535/1">https://edms.cern.ch/document/1052535/1</a>
15	TCDIV-88123	<a href="https://edms.cern.ch/document/1052536/1">https://edms.cern.ch/document/1052536/1</a>
16	TCL-5L1-B2	<a href="https://edms.cern.ch/document/1052537/1">https://edms.cern.ch/document/1052537/1</a>
17	TCL-5L5-B2	<a href="https://edms.cern.ch/document/1052539/1">https://edms.cern.ch/document/1052539/1</a>
18	TCL-5R1-B1	<a href="https://edms.cern.ch/document/1052540/1">https://edms.cern.ch/document/1052540/1</a>
19	TCL-5R5-B1	<a href="https://edms.cern.ch/document/1052541/1">https://edms.cern.ch/document/1052541/1</a>
20	TCLA-6L3-B2	<a href="https://edms.cern.ch/document/1052542/1">https://edms.cern.ch/document/1052542/1</a>
21	TCLA-6R3-B1	<a href="https://edms.cern.ch/document/1052543/1">https://edms.cern.ch/document/1052543/1</a>
22	TCLA-7L3-B2	<a href="https://edms.cern.ch/document/1052544/1">https://edms.cern.ch/document/1052544/1</a>
23	TCLA-7R3-B1	<a href="https://edms.cern.ch/document/1052546/1">https://edms.cern.ch/document/1052546/1</a>
24	TCLA-A5L3-B2	<a href="https://edms.cern.ch/document/1052547/1">https://edms.cern.ch/document/1052547/1</a>
25	TCLA-A5R3-B1	<a href="https://edms.cern.ch/document/1052548/1">https://edms.cern.ch/document/1052548/1</a>
26	TCLA-A6L7-B2	<a href="https://edms.cern.ch/document/1052549/1">https://edms.cern.ch/document/1052549/1</a>
27	TCLA-A6R7-B1	<a href="https://edms.cern.ch/document/1052550/1">https://edms.cern.ch/document/1052550/1</a>
28	TCLA-A7L7-B2	<a href="https://edms.cern.ch/document/1052551/1">https://edms.cern.ch/document/1052551/1</a>
29	TCLA-A7R7-B1	<a href="https://edms.cern.ch/document/1052552/1">https://edms.cern.ch/document/1052552/1</a>
30	TCLA-B5L3-B2	<a href="https://edms.cern.ch/document/1052554/1">https://edms.cern.ch/document/1052554/1</a>
31	TCLA-B5R3-B1	<a href="https://edms.cern.ch/document/1052555/1">https://edms.cern.ch/document/1052555/1</a>
32	TCLA-B6L7-B2	<a href="https://edms.cern.ch/document/1052556/1">https://edms.cern.ch/document/1052556/1</a>
33	TCLA-B6R7-B1	<a href="https://edms.cern.ch/document/1052557/1">https://edms.cern.ch/document/1052557/1</a>
34	TCLA-C6L7-B2	<a href="https://edms.cern.ch/document/1052558/1">https://edms.cern.ch/document/1052558/1</a>
35	TCLA-C6R7-B1	<a href="https://edms.cern.ch/document/1052559/1">https://edms.cern.ch/document/1052559/1</a>
36	TCLA-D6L7-B2	<a href="https://edms.cern.ch/document/1052560/1">https://edms.cern.ch/document/1052560/1</a>
37	TCLA-D6R7-B1	<a href="https://edms.cern.ch/document/1052561/1">https://edms.cern.ch/document/1052561/1</a>
38	TCLIA-4L8	<a href="https://edms.cern.ch/document/1052562/1">https://edms.cern.ch/document/1052562/1</a>
39	TCLIA-4R2	<a href="https://edms.cern.ch/document/1052563/1">https://edms.cern.ch/document/1052563/1</a>
40	TCLIB-6L8-B2	<a href="https://edms.cern.ch/document/1052564/1">https://edms.cern.ch/document/1052564/1</a>

cal

X/

X

# Hardware commissioning

All 100 collimators

- Hardware tests to be played. These tests

- Machine protection dependent tests

<https://www.wirnet.ch/Projects/Collimators>

	A	B
1	Collimator	<i>MPP test results: EDMS Doc. No.</i>
2		
3	TCDIH-29012	<a href="https://edms.cern.ch/document/1052530/1">https://edms.cern.ch/document/1052530/1</a>
4	TCDIH-29050	<a href="https://edms.cern.ch/document/1052525/1">https://edms.cern.ch/document/1052525/1</a>
5	TCDIH-29205	<a href="https://edms.cern.ch/document/1052526/1">https://edms.cern.ch/document/1052526/1</a>
6	TCDIH-29465	<a href="https://edms.cern.ch/document/1052522/1">https://edms.cern.ch/document/1052522/1</a>

Summary Sub-Documents Approval & Comments Used in Access Rights Versions & other info

**Actions:**

**Description, External Reference and Keywords**

**Description** Machine Protections tests on LHC Collimators

**External Reference**

**Keywords**

**Files of the Document**

MPP\_TCDIV-87804\_CIB-SR8-INJ2-1\_2009-11-16-17-34 [png](#) (23 Kb)

**Sub-Documents**

**Associated URL (CDD Drawing Folder, Library...)**

**Context**

**What's next ?** Change Status action expected from the originator, once all the files have been uploaded.

**Context** EDMS-USERS: EDMS documents visible to all EDMS users

**Release Procedure** Simple document release procedure

**Equipment Code** -

**EDMS Hyperlinks**

**This page** <https://edms.cern.ch/document/1052535/1>

**File(s)** MPP\_TCDIV-87804\_CIB-SR8-INJ2-1\_2009-11-16-17-34.[png](#) [https://edms.cern.ch/file/1052535/1/MPP\\_TCDIV-87804\\_CIB-SR8-INJ2-1\\_2009-11-16-17-34.png](https://edms.cern.ch/file/1052535/1/MPP_TCDIV-87804_CIB-SR8-INJ2-1_2009-11-16-17-34.png)

cal

[X/](#)

[X](#)

# Hardware commissioning

All 100 collimators

	A	B
1	Collimator	<i>MPP test results: EDMS Doc. No.</i>
2		
3	TCDIH-29012	<a href="https://edms.cern.ch/document/1052530/1">https://edms.cern.ch/document/1052530/1</a>
4	TCDIH-29050	<a href="https://edms.cern.ch/document/1052525/1">https://edms.cern.ch/document/1052525/1</a>
5	TCDIH-29205	<a href="https://edms.cern.ch/document/1052526/1">https://edms.cern.ch/document/1052526/1</a>
6	TCDIH-29465	<a href="https://edms.cern.ch/document/1052522/1">https://edms.cern.ch/document/1052522/1</a>

Summary Sub-Documents Approval & Comments Used in Access Rights Versions & other info

**Actions:**

**Description, External Reference and Keywords**

**Description** Machine Protections tests on LHC Collimators

**External Reference**

Status of TCLA.C6L7.B2						
File						
Collimator MP sequence for		TCLA.C6L7.B2 / TCLA.IP7.B2.3.V				
Information on monitoring		TCLA.C6L7.B2/ CollimatorStatus#prsErrors				
		CIB.TZ76.U7.B2/ COLLPOS input (CH8)				
Sequence start time :		29/10/2009 11:43:11				
Sensor - Limit violated	BIC fault	BIC time	PRS fault	PRS time	Delay [ms]	Result
GAP DOWNSTREAM - ENERGY MAX	Ok	11:48:09:057	Ok	11:48:09:098	-41	Ok
GAP UPSTREAM - ENERGY MAX	Ok	11:47:50:897	Ok	11:47:50:918	-21	Ok
GAP DOWNSTREAM - IN	Ok	11:47:25:447	Ok	11:47:25:667	-220	Ok
GAP DOWNSTREAM - OUT	Ok	11:47:05:637	Ok	11:47:06:476	-839	Ok
GAP UPSTREAM - IN	Ok	11:46:42:687	Ok	11:46:43:246	-559	Ok
GAP UPSTREAM - OUT	Ok	11:46:24:132	Ok	11:46:23:045	1087	Ok
RIGHT DOWNSTREAM - IN	Ok	11:46:00:027	Ok	11:46:00:824	-797	Ok
RIGHT DOWNSTREAM - OUT	Ok	11:45:40:036	Ok	11:45:40:624	-588	Ok
RIGHT UPSTREAM - IN	Ok	11:45:17:156	Ok	11:45:17:393	-237	Ok
RIGHT UPSTREAM - OUT	Ok	11:44:57:236	Ok	11:44:58:202	-966	Ok
LEFT DOWNSTREAM - IN	Ok	11:44:34:356	Ok	11:44:34:972	-616	Ok
LEFT DOWNSTREAM - OUT	Ok	11:44:14:466	Ok	11:44:14:771	-305	Ok
LEFT UPSTREAM - IN	Ok	11:43:51:496	Ok	11:43:51:540	-44	Ok
LEFT UPSTREAM - OUT	Ok	11:43:31:556	Ok	11:43:32:350	-794	Ok

cal

aded.

κ/  
X

TCDIV-87804\_CIB-

# Hardware commissioning

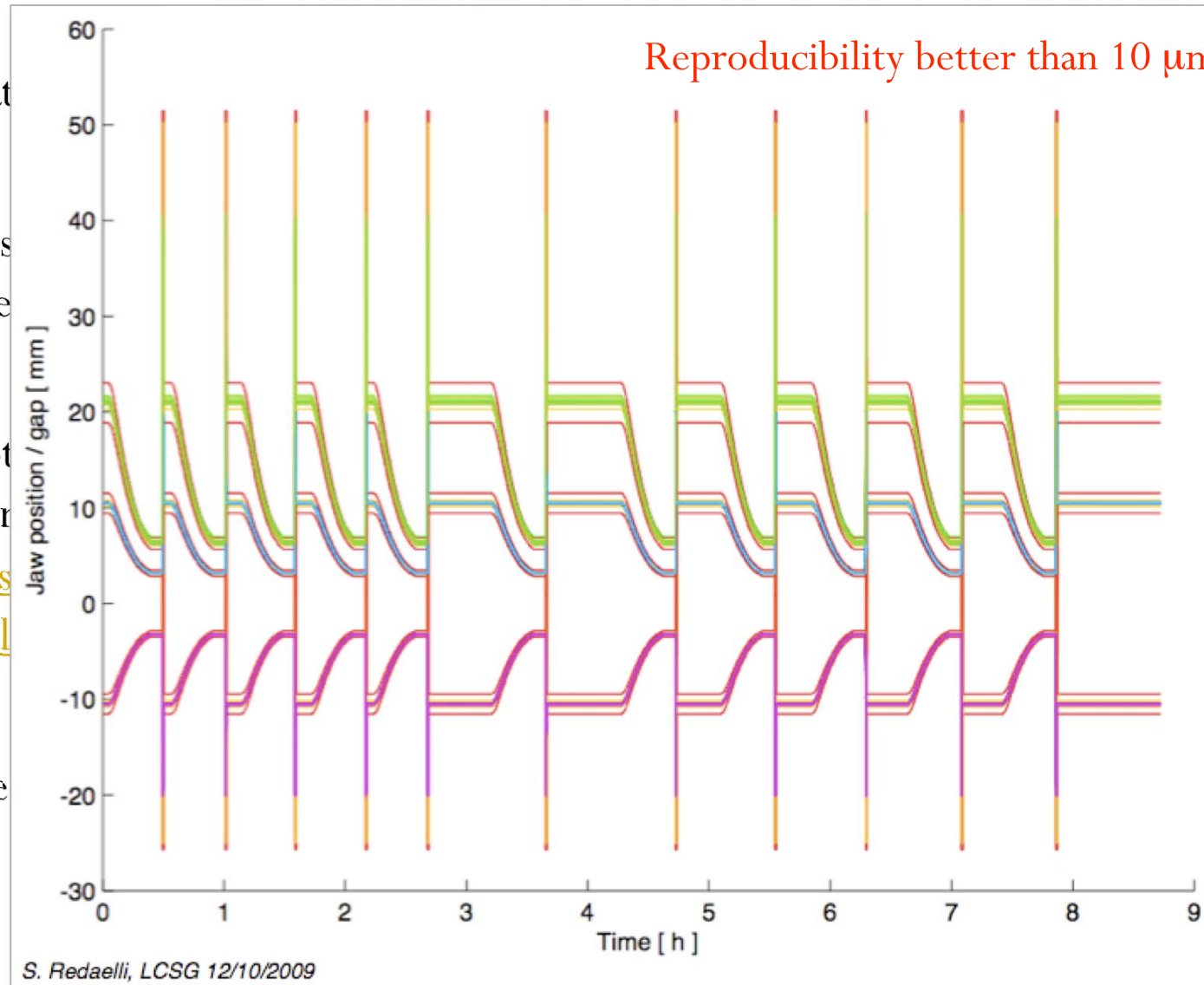
All 100 collimators have been tested in preparation for operations with beam:

- Hardware tests: minimum and maximum gap, maximum tilt, switches, mechanical play. These tests included also TDI and TCDQ (E. Carlier, C. Boucly).
- Machine protection tests: check interlocks when exceeding position and energy dependent limits. Automatic procedure, results at:  
[https://winservices.web.cern.ch/winservices/Services/DFS/DFSBrowser.aspx/Projects/CollimationHardware/2009/MP\\_tests/MPtests\\_summary\\_EDMS.xlsx](https://winservices.web.cern.ch/winservices/Services/DFS/DFSBrowser.aspx/Projects/CollimationHardware/2009/MP_tests/MPtests_summary_EDMS.xlsx)
- Automatic sequences to drive collimators through nominal OP cycles.

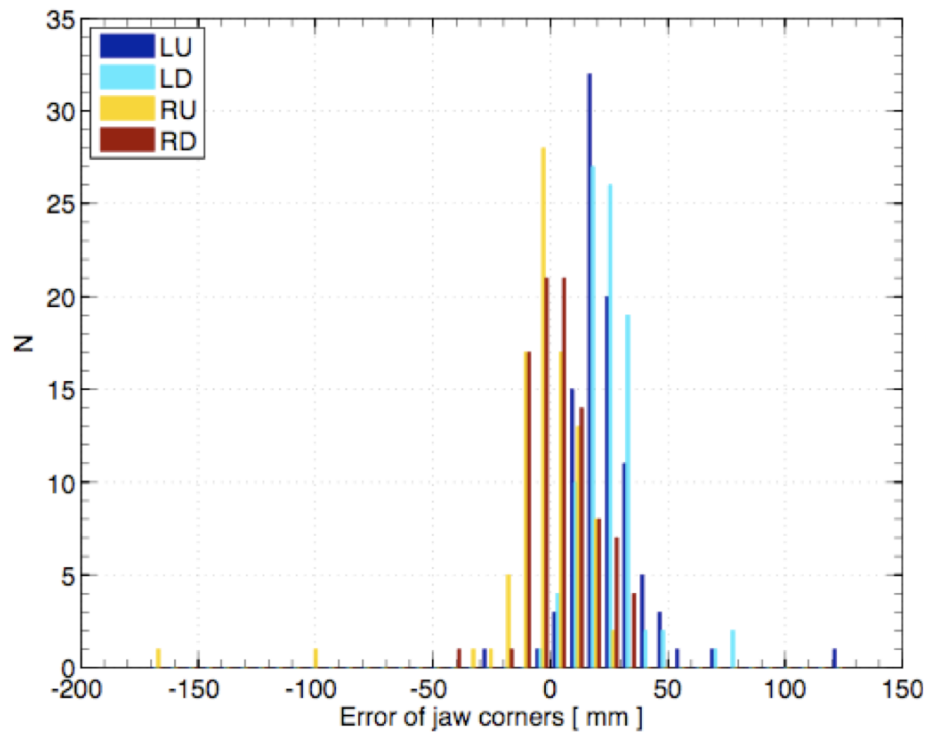
# Hardware commissioning

All 100 collimat

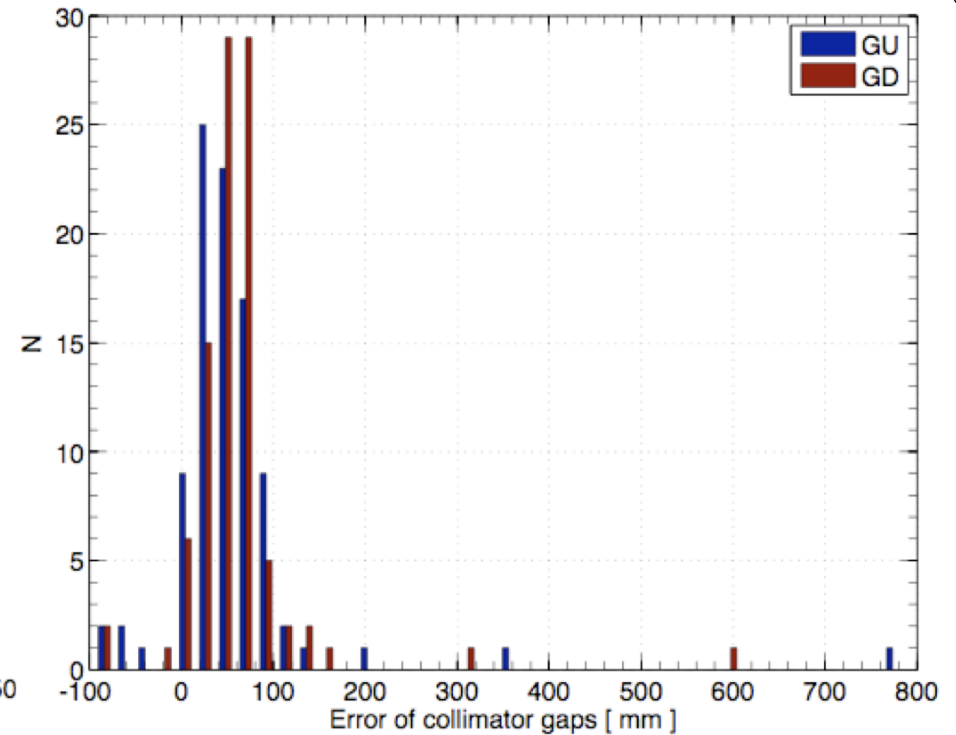
- Hardware tes  
play. These te
- Machine prot  
dependent lin  
<https://wins>  
[Projects/Col](#)
- Automatic se



# Ramp Tests: Errors w.r.t. Settings



Corner position:  
Errors  $< 50 \mu\text{m}$



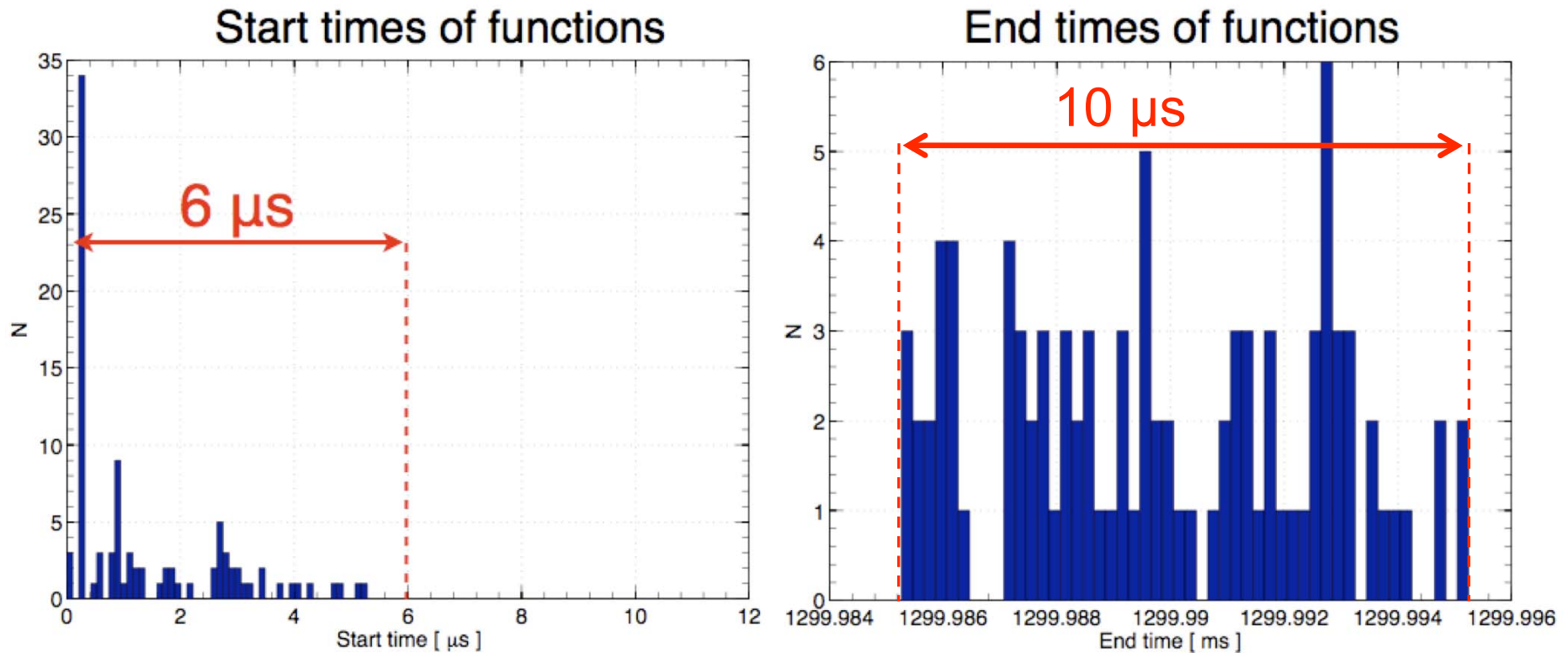
Collimator gaps:  
Errors up to  $200 \mu\text{m}$

Impact on settings?

Courtesy of S. Redaelli LCSG 12/10/2009



# Ramp Tests: Synchronization



Ramp up to 5 TeV (1300 s):

Collimators in different locations start together within 6  $\mu\text{s}$ .

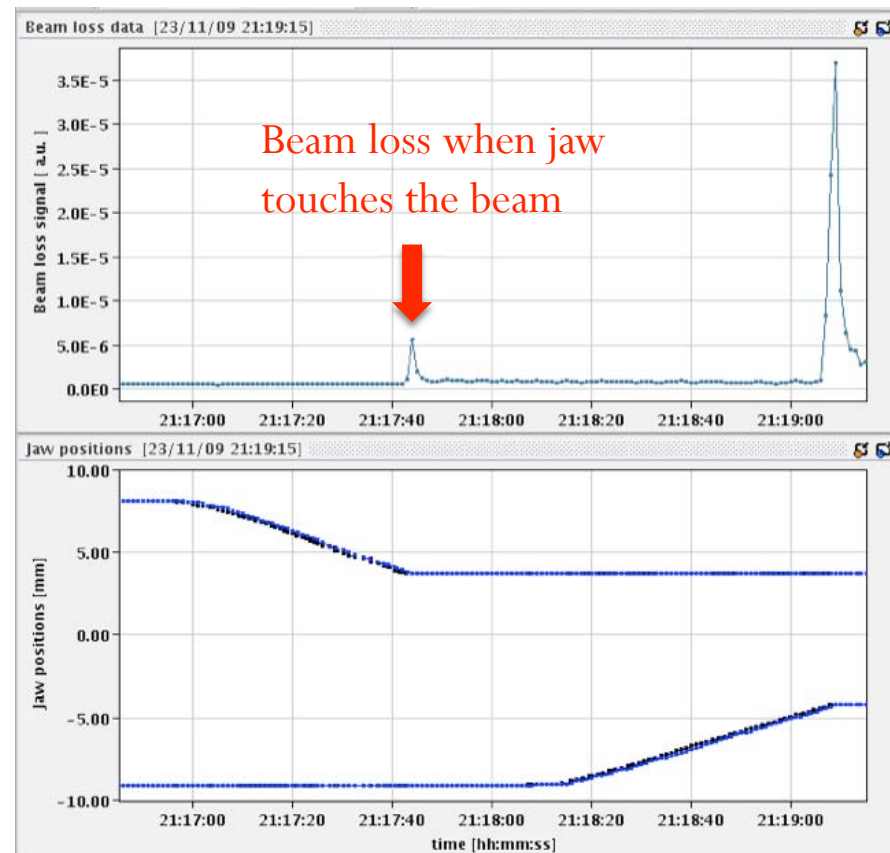
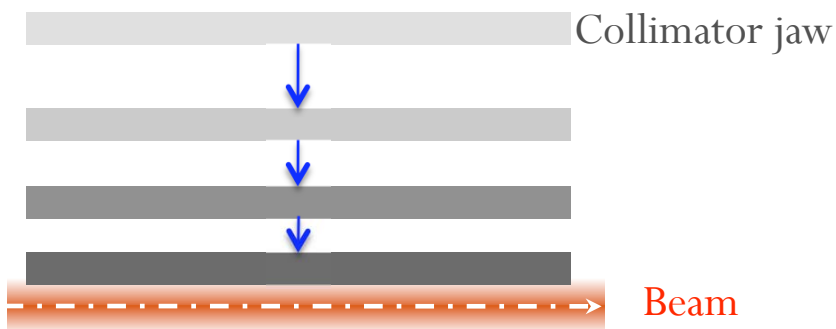
End times of profiles within 10  $\mu\text{s}$ .

Courtesy of S. Redaelli LCSG 12/10/2009

# Beam Based Alignment

The LHC collimation system has been used for **beam cleaning** and **passive machine protection** this year for the first time.

Beam based alignment:

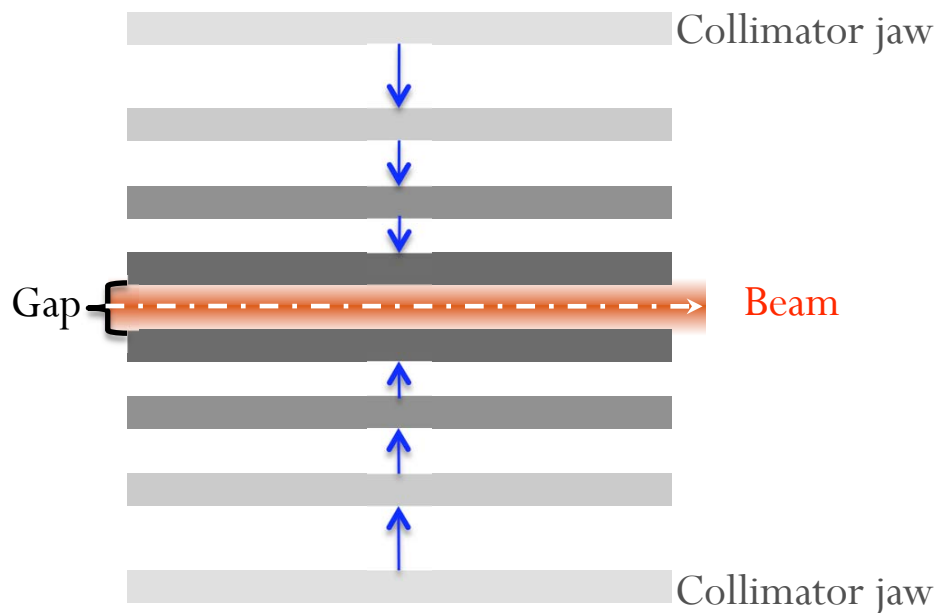


# Beam Based Alignment

The LHC collimation system has been used for **beam cleaning and passive machine protection** this year for the first time.

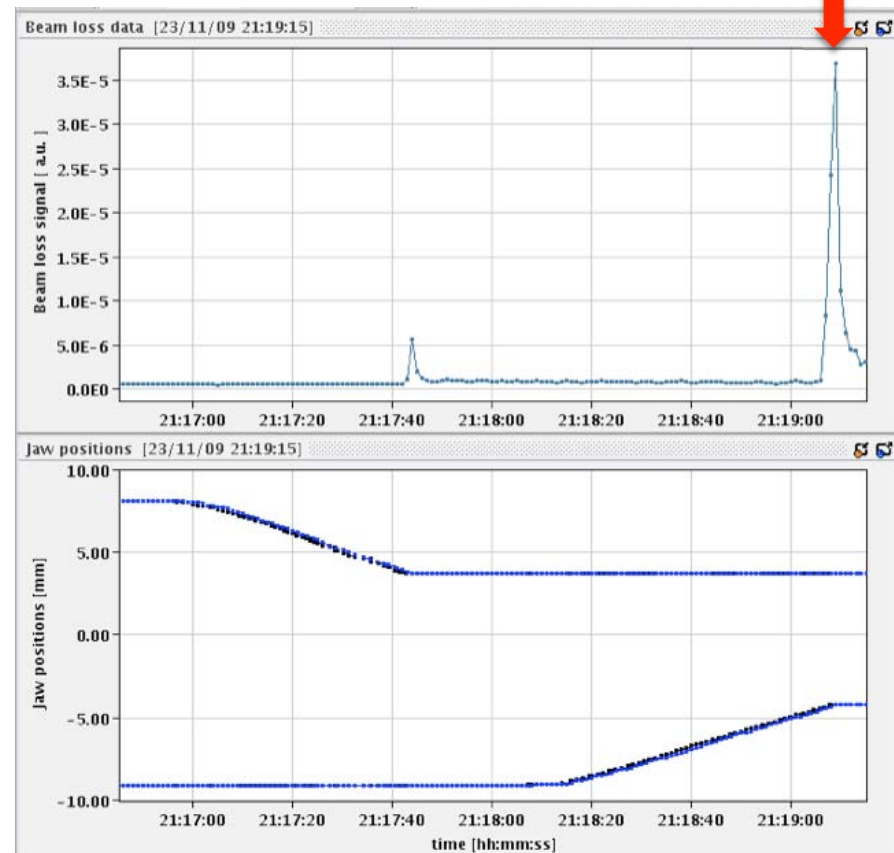
Beam loss when jaw touches the beam

Beam based alignment:

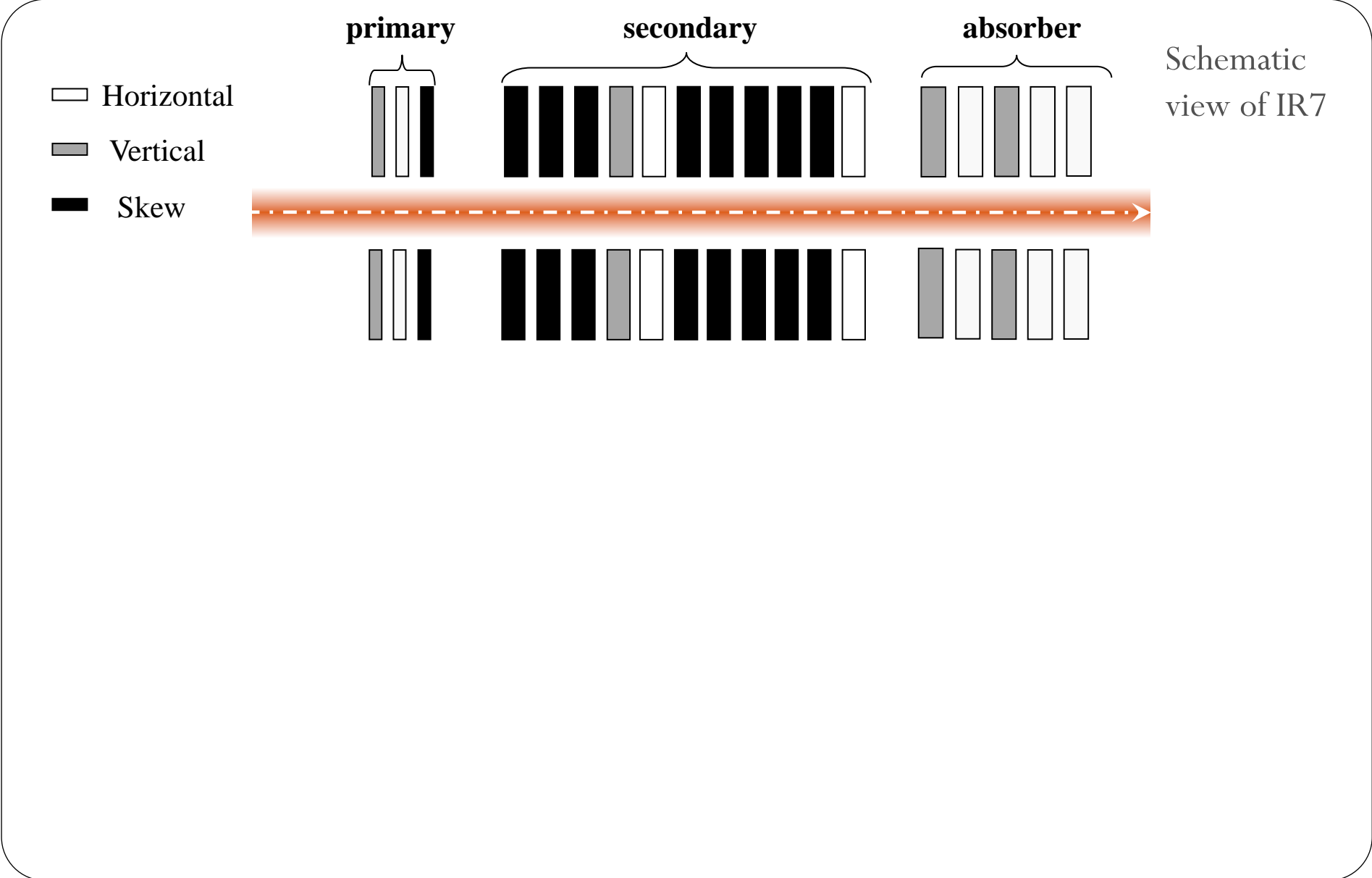


Gap => Beam centre

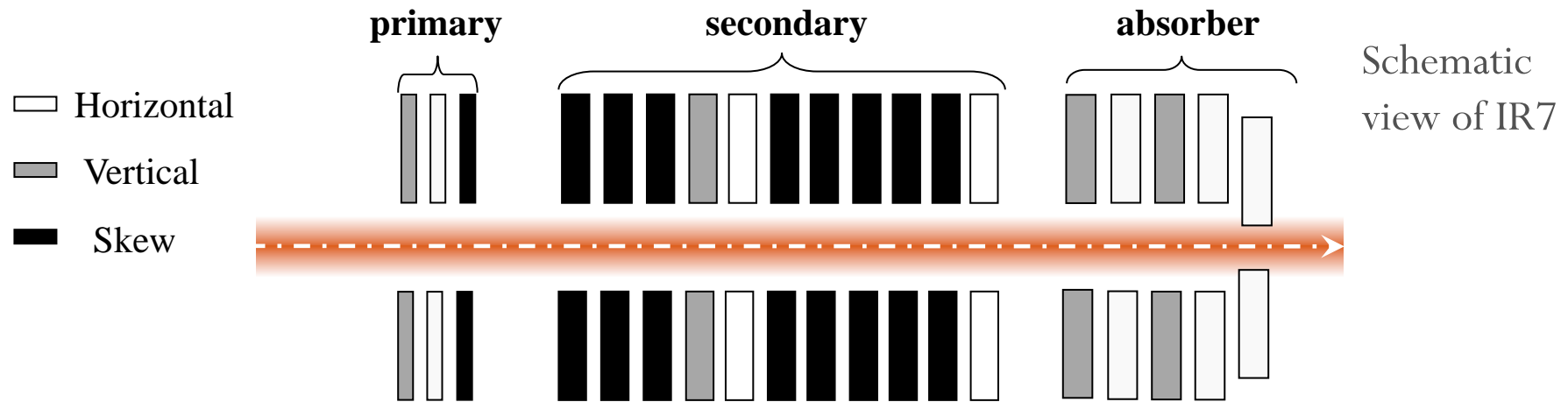
Beam size => Nominal settings



# Setup Procedure

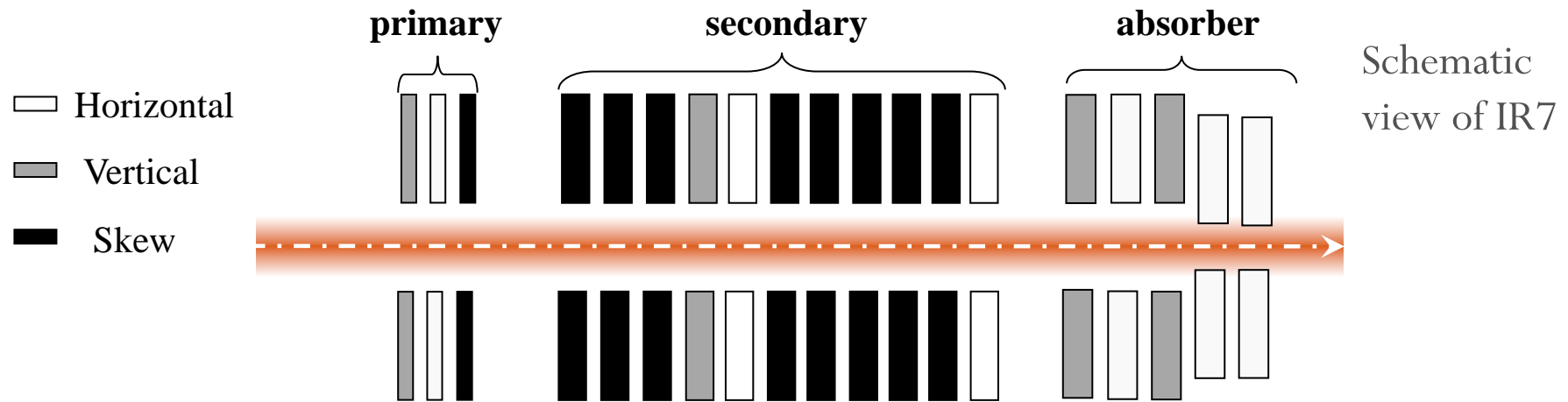


# Setup Procedure



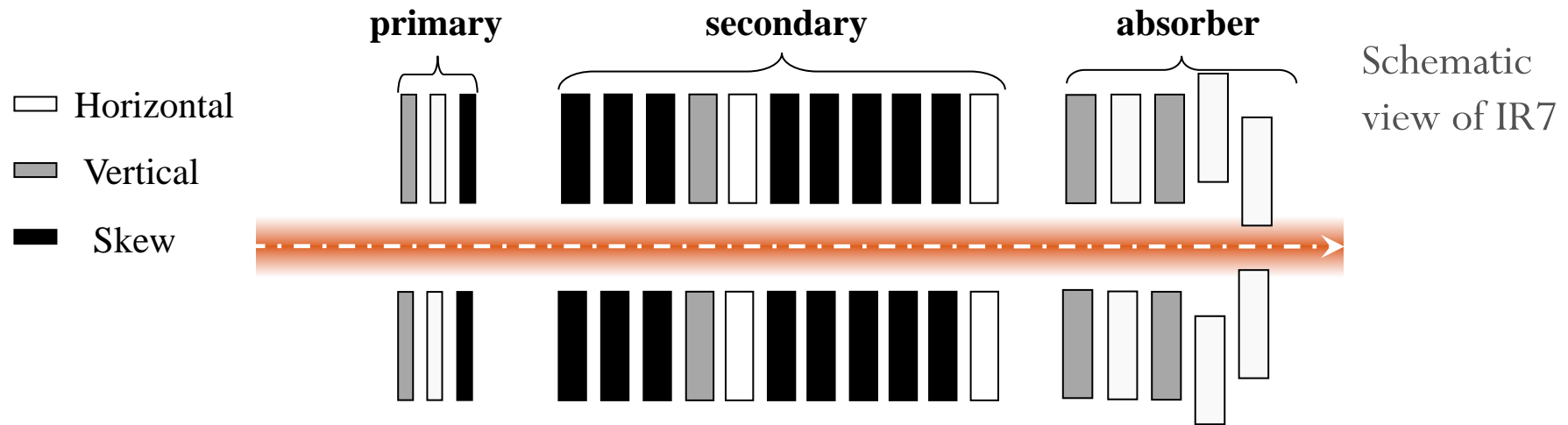
- Start aligning last horizontal collimator by setting it at  $5.7\sigma$  (nominal injection) => reference “beam edge”

# Setup Procedure



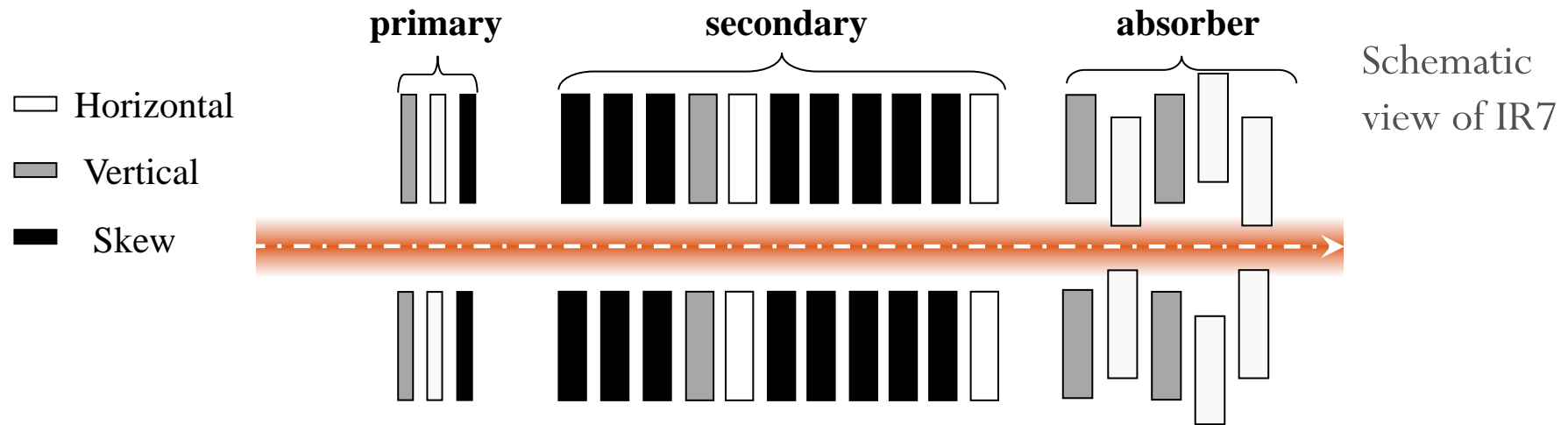
- Start aligning last horizontal collimator by setting it at  $5.7\sigma$  (nominal injection) => reference “beam edge”
- Close each remaining horizontal collimator going backwards w.r.t the beam (clean BLM signal) until touching the beam ( $5.7\sigma$ ) and then retract to nominal position (i.e. IR7: TCSG at  $6.7\sigma$ , TCLA at  $10\sigma$ ).

# Setup Procedure



- Start aligning last horizontal collimator by setting it at  $5.7\sigma$  (nominal injection) => reference “beam edge”
- Close each remaining horizontal collimator going backwards w.r.t the beam (clean BLM signal) until touching the beam ( $5.7\sigma$ ) and then retract to nominal position (i.e. IR7: TCSG at  $6.7\sigma$ , TCLA at  $10\sigma$ ).

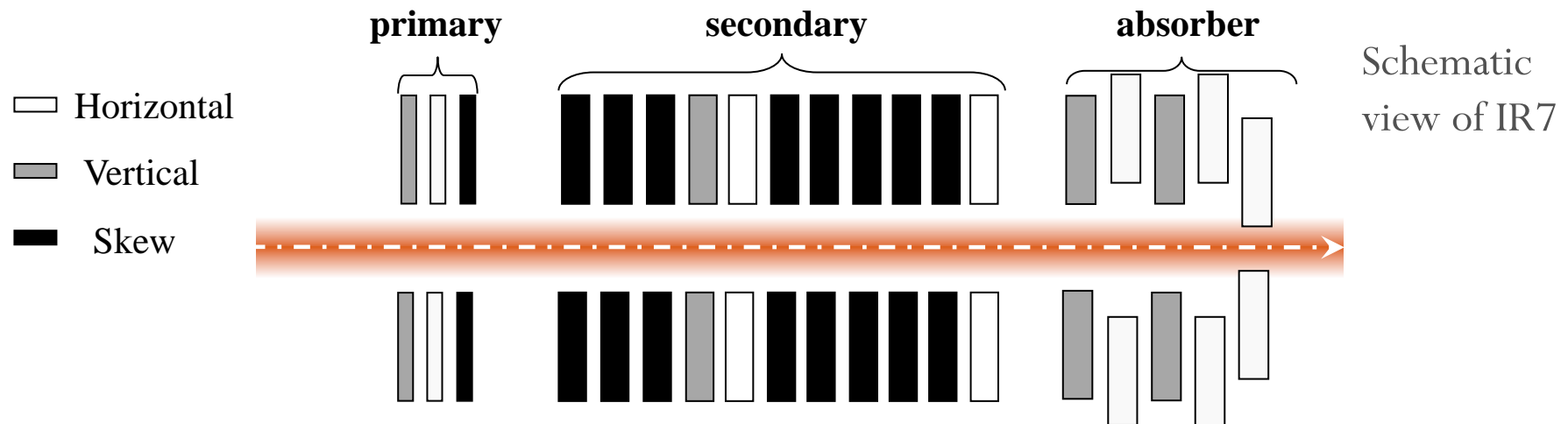
# Setup Procedure



- Start aligning last horizontal collimator by setting it at  $5.7\sigma$  (nominal injection) => reference “beam edge”
- Close each remaining horizontal collimator going backwards w.r.t the beam (clean BLM signal) until touching the beam ( $5.7\sigma$ ) and then retract to nominal position (i.e. IR7: TCSG at  $6.7\sigma$ , TCLA at  $10\sigma$ ).

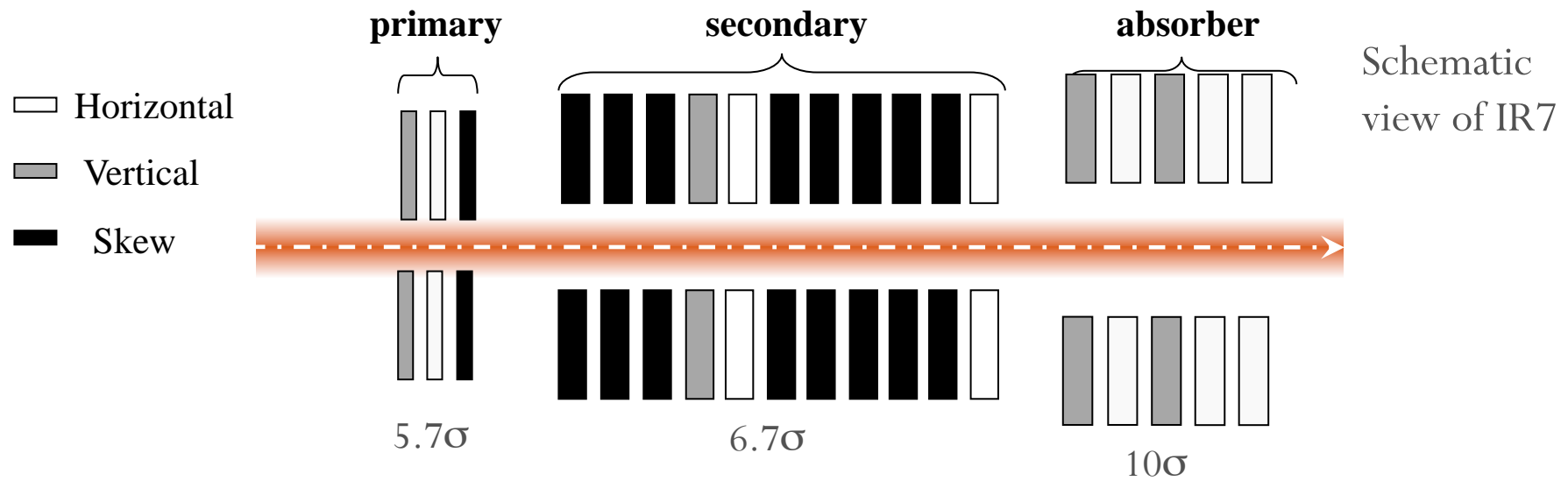


# Setup Procedure



- Start aligning last horizontal collimator by setting it at  $5.7\sigma$  (nominal injection)  $\Rightarrow$  reference “beam edge”
- Close each remaining horizontal collimator going backwards w.r.t the beam (clean BLM signal) until touching the beam ( $5.7\sigma$ ) and then retract to nominal position (i.e. IR7: TCSG at  $6.7\sigma$ , TCLA at  $10\sigma$ ).

# Setup Procedure



- Start aligning last horizontal collimator by setting it at  $5.7\sigma$  (nominal injection) => reference “beam edge”
- Close each remaining horizontal collimator going backwards w.r.t the beam (clean BLM signal) until touching the beam ( $5.7\sigma$ ) and then retract to nominal position (i.e. IR7: TCSG at  $6.7\sigma$ , TCLA at  $10\sigma$ ).
- Repeat for vertical and skew planes => **Collimator hierarchy established!**

# November 23<sup>rd</sup>: First LHC Collimator Setup

Collimators set up in parallel for the two beams. No disturbing crosstalk in losses between beams.

Beam 1:

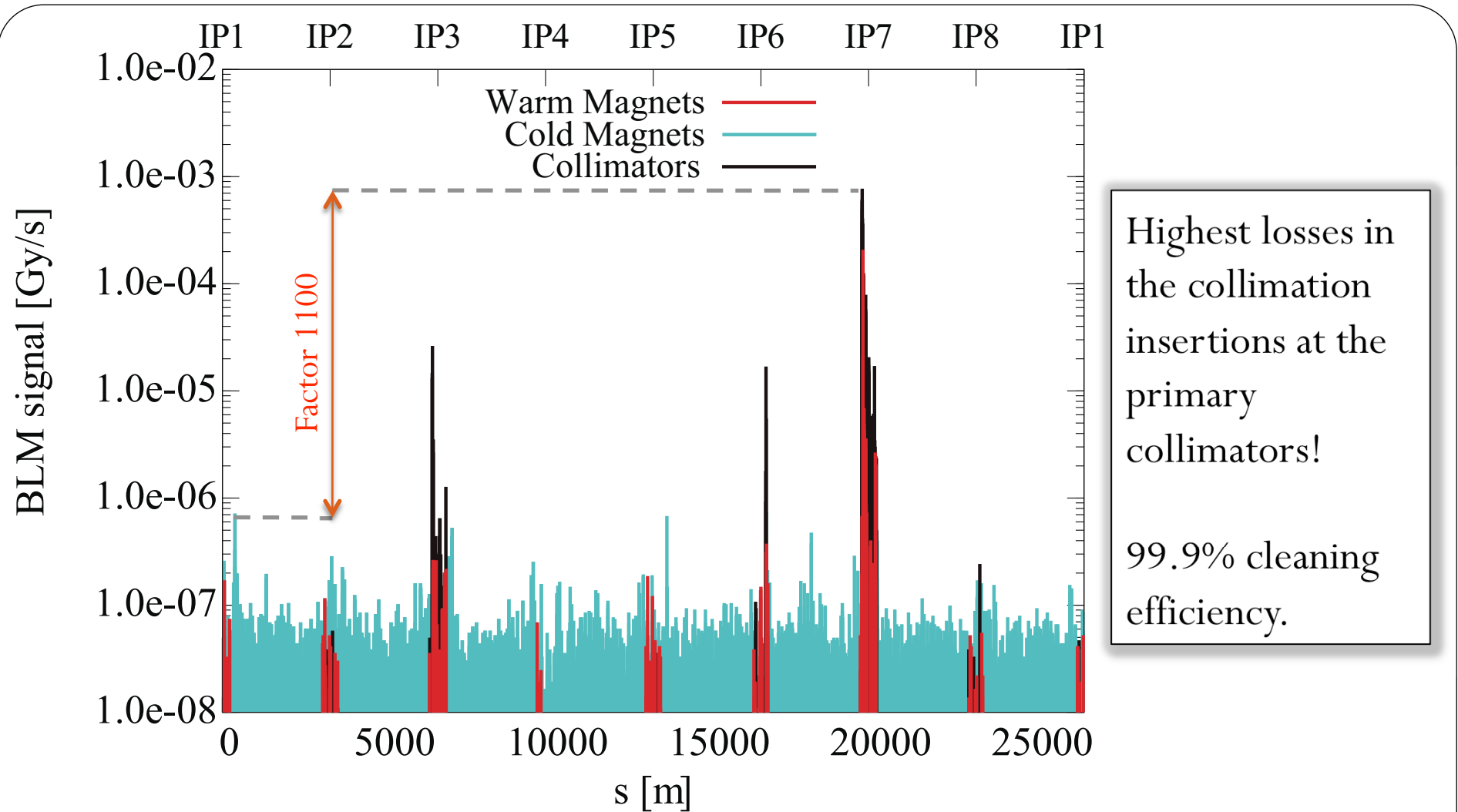
- IR7: Set up horizontal and vertical primary collimators plus all absorbers. Secondary collimators left at coarse position (around  $10\sigma$ , not enough time for detailed setup).
- IR6: Tried setup of TCDQ and associated secondary collimator. Puzzling beam response. Left devices at assumed nominal positions.
- IR3: Set up primary collimator ( $8\sigma$ ) and 1 TCLA ( $10\sigma$ ). Other tungsten collimators (TCLA) and secondary collimators left at coarse position (nominal +  $3\sigma$ ).

Beam 2:

- IR3: All collimators set up at nominal settings (TCP at  $8\sigma$ , TCSG at  $9.3\sigma$ , TCLA at  $10\sigma$ ).

20 Collimators set up in about 3 hours,  $\sim 200 \mu\text{m}$  accuracy. Accuracy from step size used.

# Loss Map Beam 1 Injection for Partial Setup



All tertiary collimators: half gap = 15mm ( $\sim 15-20 \sigma$ )

Offset without beam (background) subtracted.

# November 29<sup>th</sup>: Second LHC Collimator Setup

New alignment after defining a reference “golden orbit”: Santa Klaus.

- IR3, IR6 and IR7: all collimators set up at nominal settings.
- IR1: horizontal and vertical tertiary collimator positions crosschecked and set at 15mm. Remaining TCT not touched and kept at 15mm.

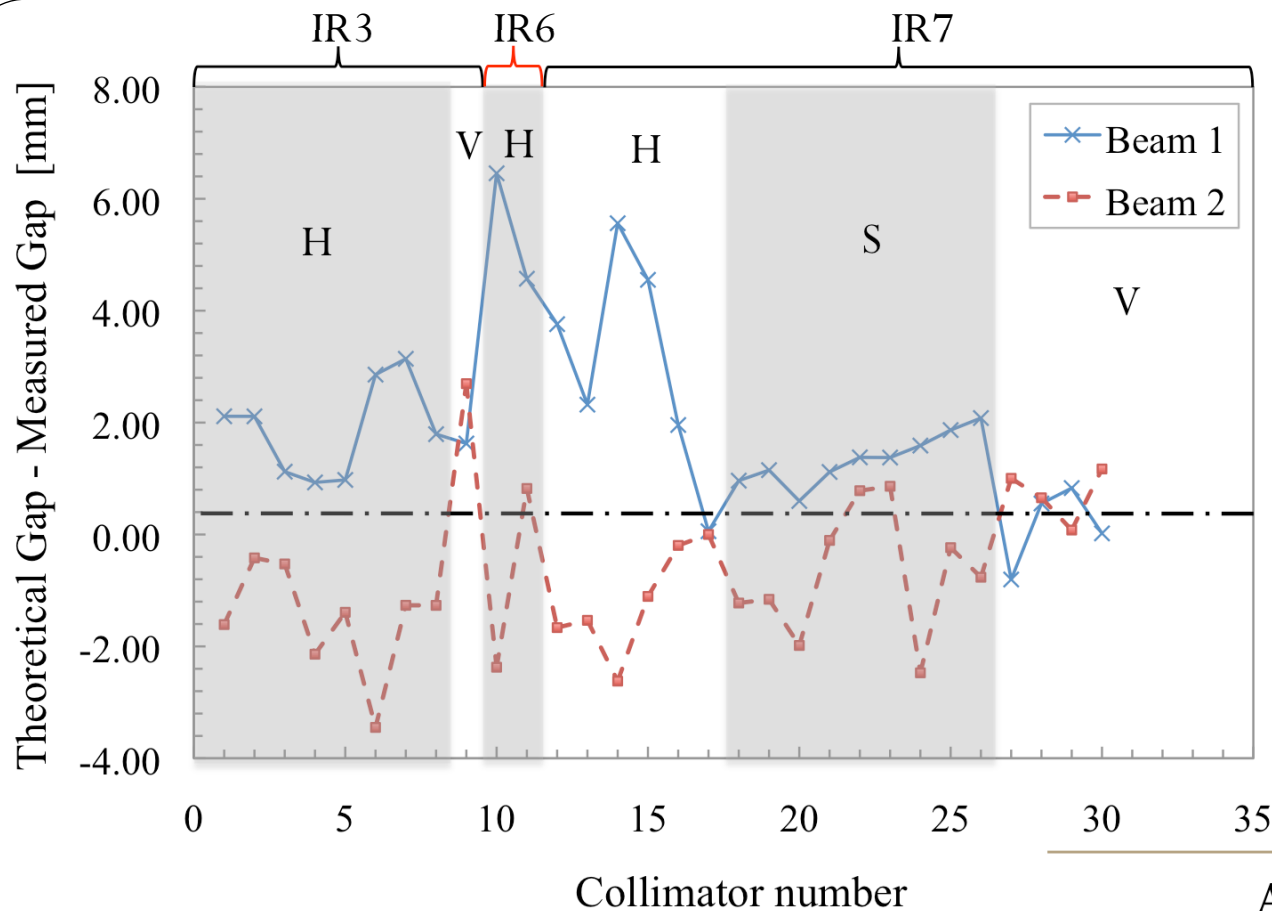
Beam 2:

- IR3, IR6 and IR7: All collimators set up at nominal settings.
- All TCT untouched and kept at 15mm.

First full multi-stage collimation set up! We implemented directly 4 stage cleaning: primary → secondary → tertiary → active absorbers

62 Collimators set up in about 7 hours, ~50-100 μm accuracy. Accuracy given by step size used during collimator setup (larger steps to speed up process).

# Difference Theoretical – Measured Collimation Gaps



H: horizontal collimators  
 V: vertical collimators  
 S: skew collimators

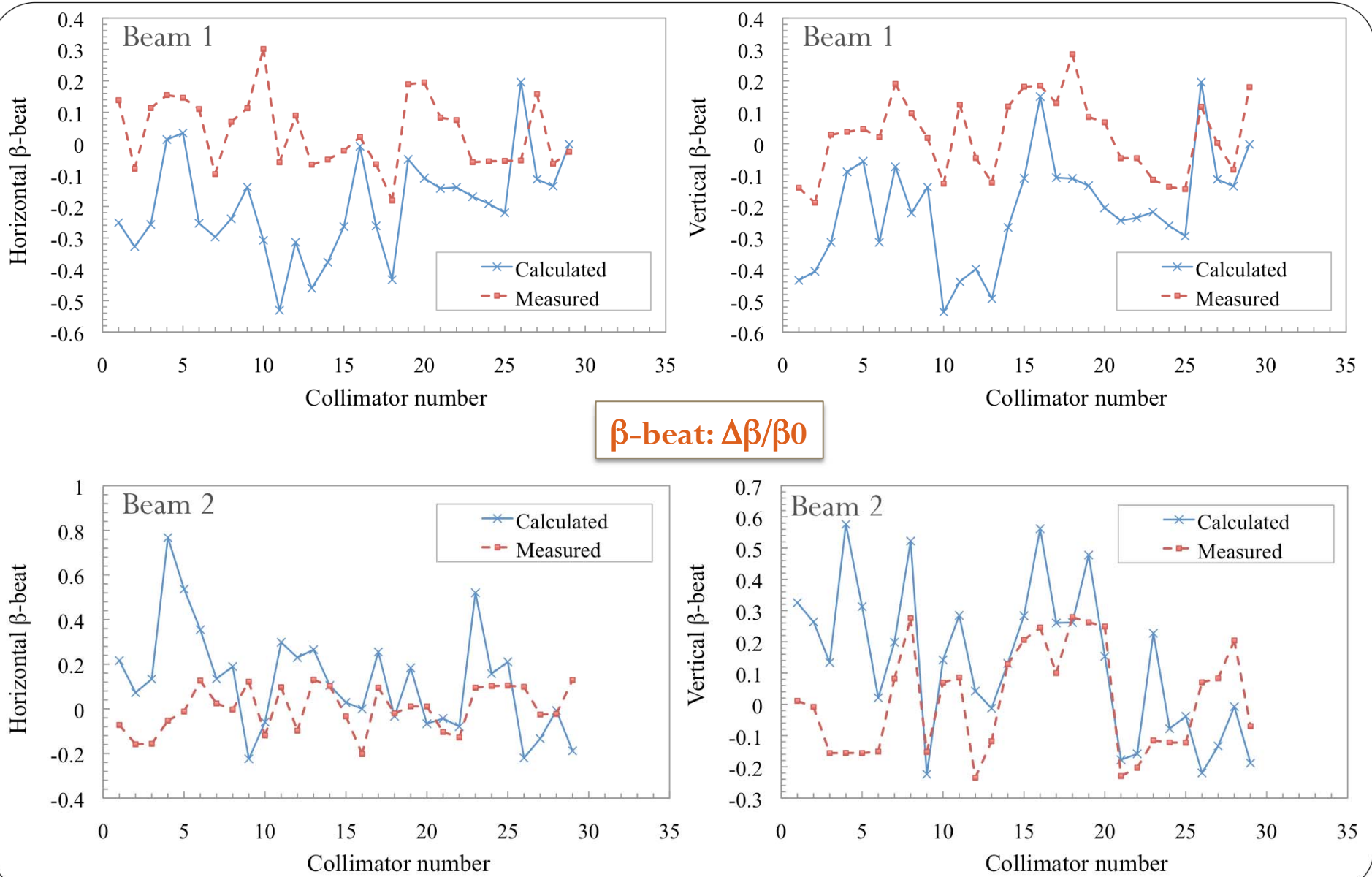
Theoretical gaps  
 calculated for:  
 Emittance = 3.5  $\mu\text{m rad}$

Beam 1 differences:  
 IR6 – TCDQ set-up accuracy  
 IR7 – Large initial difference

$\beta$ -beat problem  
 beam 1 in IR7?

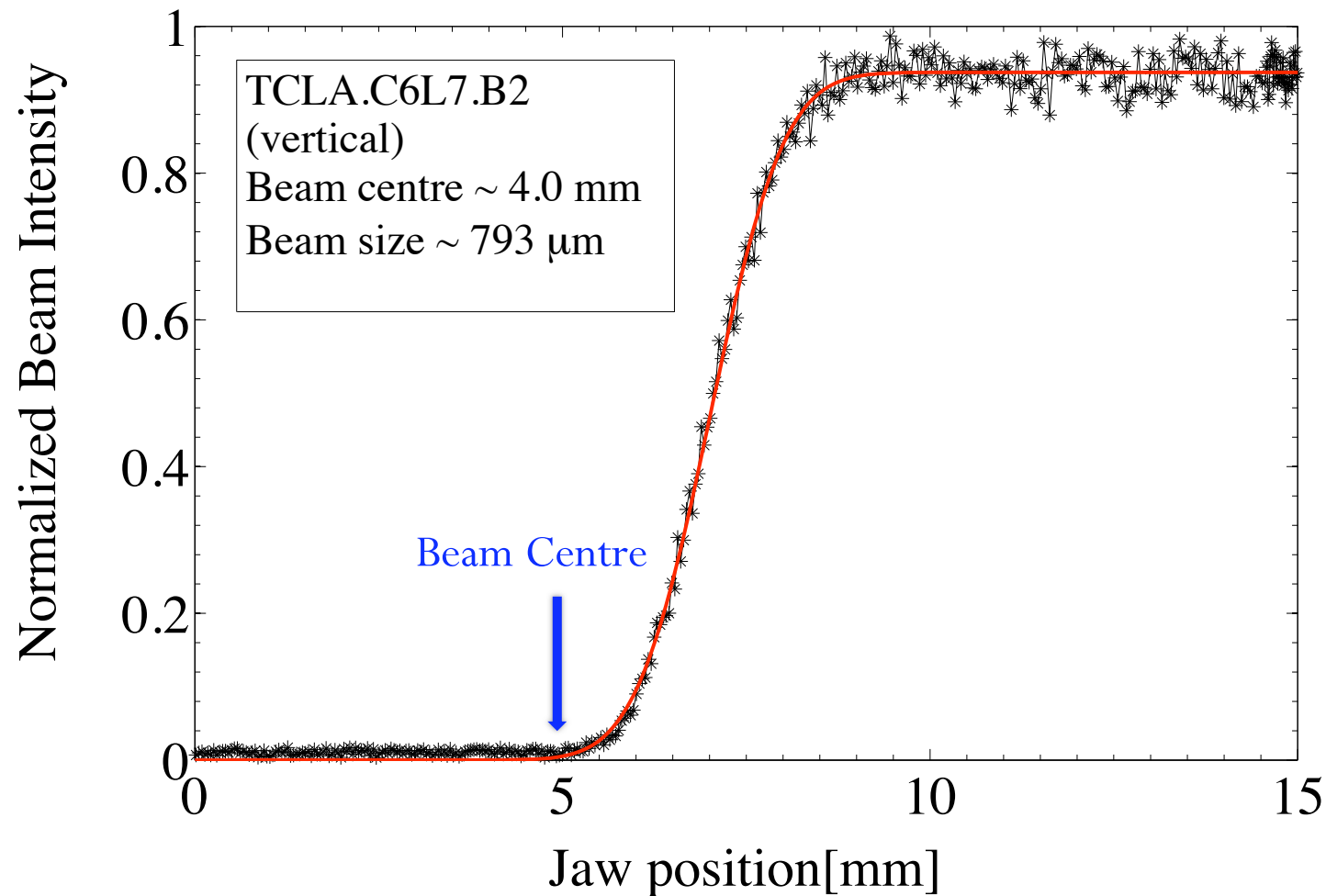
Average difference [mm]			
	H	V	S
Beam 1	<b>+2.77</b>	+0.45	+1.35
Beam 2	-1.30	+1.12	-0.70

# Comparison $\beta$ -Beat From Collimation and Measurement.



# Full Beam Scraping

Cross check of beam size and beam centre at the collimators used as a reference for beam based alignment (IR7, TCLA).





# Comparison of the Results

Full beam scraping:

	Beam 1		Beam 2	
TCLA	Beam Centre [mm]	Beam Size [ $\mu\text{m}$ ]	Beam Centre [mm]	Beam Size [ $\mu\text{m}$ ]
Hor.	0.4	736	N.A.	N.A.
Vert.	2.2	920	4.0	<b>793</b>

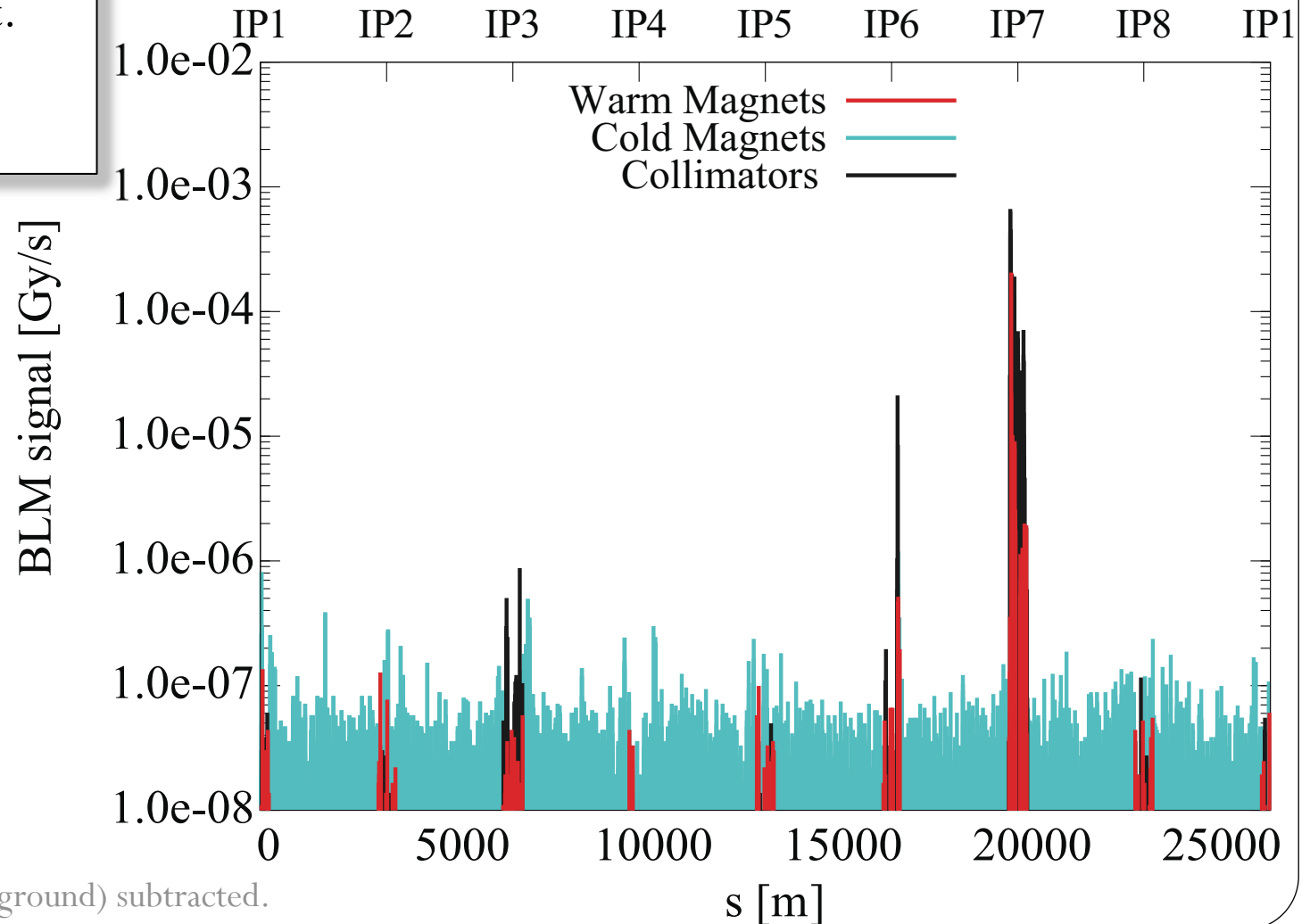
Beam based alignment:

	Beam 1		Beam 2	
TCLA	Beam Centre [mm]	Beam Size [ $\mu\text{m}$ ]	Beam Centre [mm]	Beam Size [ $\mu\text{m}$ ]
Hor.	0.2	683	0.2	693
Vert.	1.2	1051	1.4	<b>1048</b>

- Reasonable agreement, except beam2 vertical: how to explain 0.25mm difference in beam size?
- Indication of inaccurate collimator beam-based alignment (see also shift in centre) or drift?

# Loss Map Beam 1 Injection for Full Setup

Same loss pattern as previous alignment.  
Factor of 30 lower losses in IR3.

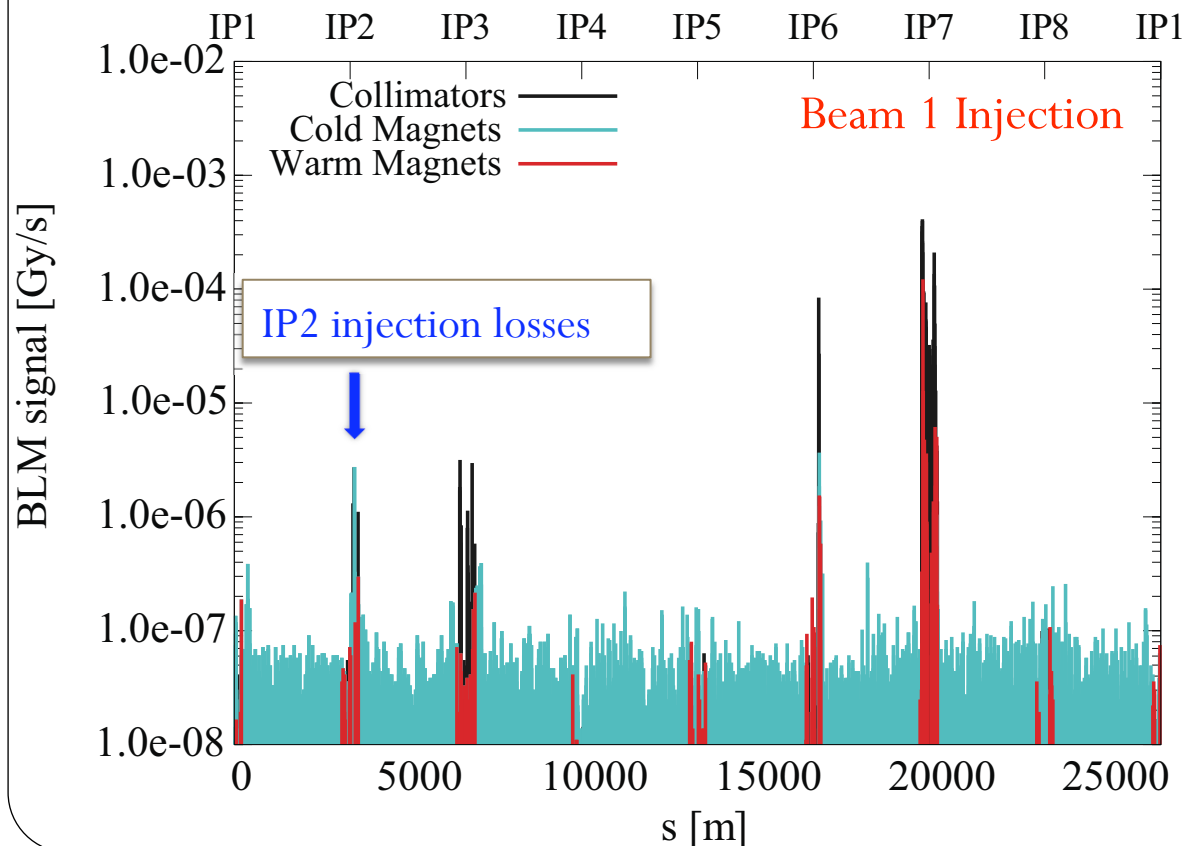


Offset without beam (background) subtracted.

# December 5<sup>th</sup> : Third Collimator Setup

Re-setup collimation after power cut.

- Golden orbit re-established
- Collimators set at the settings defined on November 29<sup>th</sup>. No retuning was performed but we relied on machine and optics reproducibility.



Both beams injected with  $\sim 30\%$  intensity loss.

Collimator setup still valid after 6 days! Not as good as before but hierarchy OK! TDI too tight (see Wolfgang's talk)

Reference settings in the sequencer!

Offset without beam (background) subtracted.

# Thresholds Setup During 2009 First LHC Beam

Low beam intensity allowed to keep the collimators with **static settings** during all the phases of the machine cycle.

**Position dependent thresholds** set up → interlocks if outside of limits:

- a) All **IR3** and **IR7** collimators: **limits at  $\pm 0.5\text{mm}$**  around defined position
- b) All **tertiary collimators**: **limits at  $\pm 1\text{mm}$**  around defined position

Also set **position dependent thresholds for injection protection collimators (TDI)** which have to be moved **IN** during injection and **OUT** for stable beam.

**Energy dependent thresholds** active but relaxed: **maximum gap = 60 mm.**

# All Interlocks Generated by collimators (during beam commissioning)

Date & Time	Beam	Activity	Collimator	Remarks
23.11.09, 10:14	B2 Interlocked	Collimators in IR7 set to coarse settings	TCLA.A7L7.B2 TCLA.D6L7.B2	Position out of limits, interlock active
01.12.09, 04:32	B1 dumped	Open TCTH in IR1 to $\pm 15$ mm due to losses	TCTH.4L1.B1	Position out of limits, interlock active
02.12.09, 23:11	B1 dumped	B1 collimators set to coarse settings	TCTH.4L1.B1 TCTVA.4L1.B1	Position out of limits, interlock active
05.12.09, 14:11	B1 dumped	Start of collimator studies (no entry in logbook)	TCTVA.4L1.B1 TCTVA.4L5.B1 TCTH.4L1.B1 TCTH.4L2.B1 TCTH.4L5.B1 TCTH.4L8.B1	Position out of limits, interlock active
07.12.09	B2 Interlocked	Spontaneous problem.	TCLA.6L3.B2	600 $\mu$ m drift of LVDT-RD without movement
14.12.09, 00:53	B1 Interlocked	B1 collimators moved out of sequence to parking position	TCLIB.6R2.B1 TCLIA.4R2	Position out of limits, interlock active

Courtesy of D Wollmann

# All Interlocks Generated by collimators (during beam commissioning)

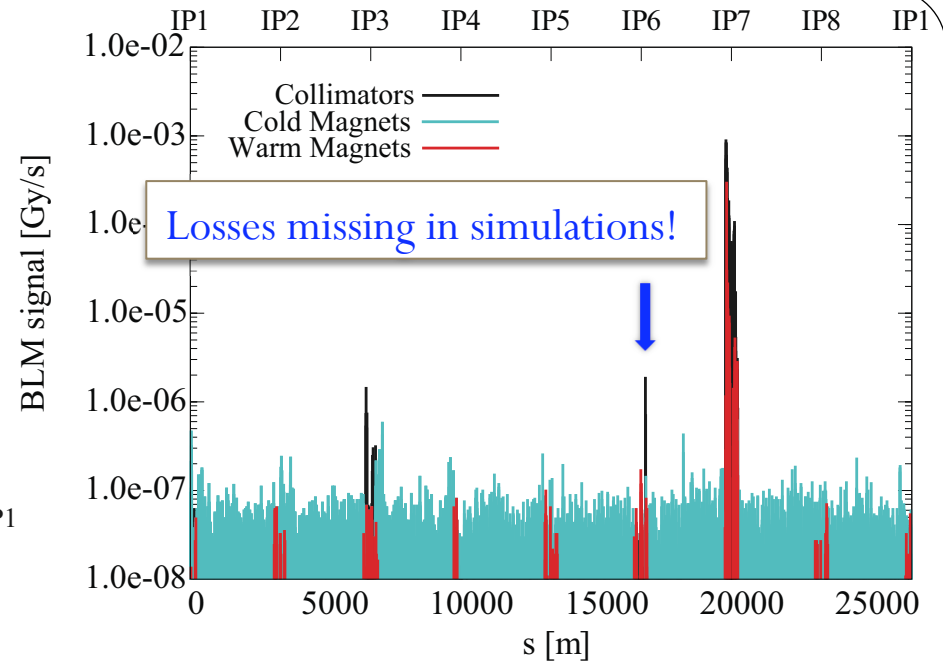
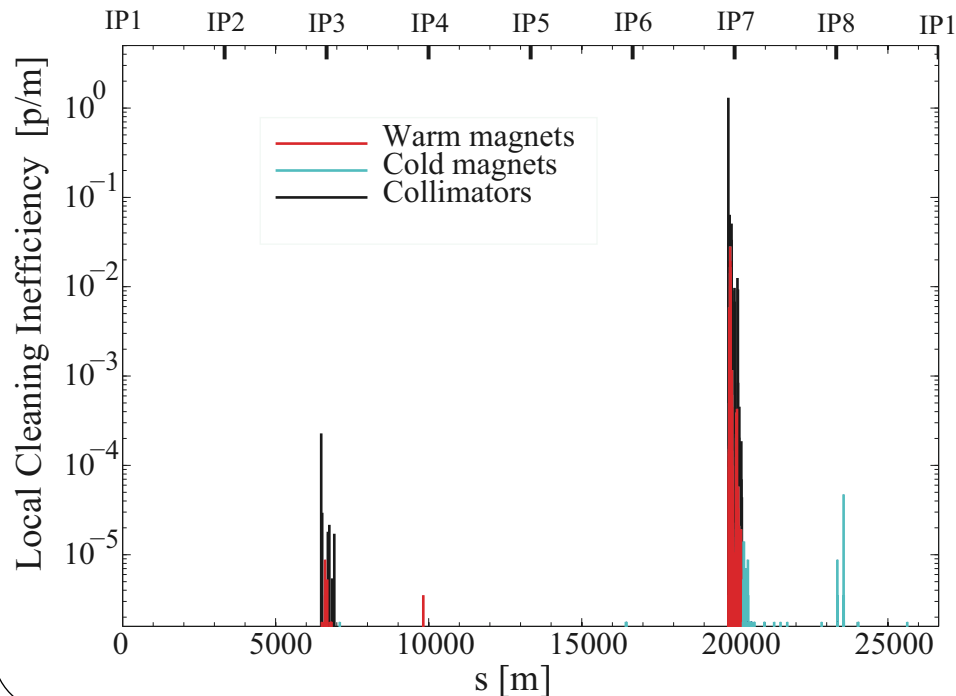
Date & Time	Beam	Activity	Collimator	Remarks
23.11.09, 10:14	B2	Collimators in IR7 set to coarse settings	TCLA.A7L7.B2 TCLA.D6L7.B2	Position out of limits, interlock active
01.12.09, 04:32	B1	Open TCTH in IR1 to	TCTH.4L1.B1	Position out of limits, interlock active
02.12.09, 23:11	B1		TCTH.4L1.B1 TCTH.4L1.B1	Position out of limits, interlock active
05.12.09, 14:11	B1		TCTH.4L1.B1 TCTH.4L5.B1 TCTH.4L1.B1 TCTH.4L2.B1 TCTH.4L5.B1 TCTH.4L8.B1	Position out of limits, interlock active
07.12.09	B2	Spontaneous problem. Interlocked	TCLA.6L3.B2	600µm drift of LVDT RD without movement
14.12.09, 00:53	B1	B1 collimators moved out of sequence to parking position	TCLIB.6R2.B1 TCLIA.4R2	Position out of limits, interlock active

Only hardware problem caused interlock from the collimation system.  
All other cases generated by inappropriate user requests: violating interlock limits!



# Loss Map at Top Energy (Beam 1)

Measured loss map at  
1.18 TeV for Beam 1  
(ramp of December 8<sup>th</sup>)



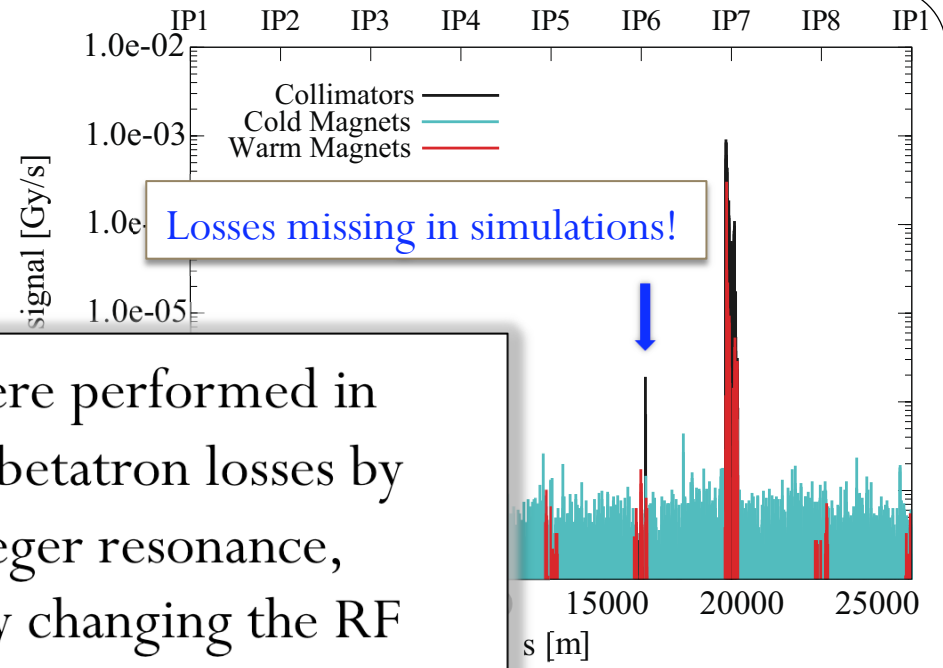
Offset without beam (background) subtracted.

Simulated proton loss  
map at 1 TeV for Beam 1

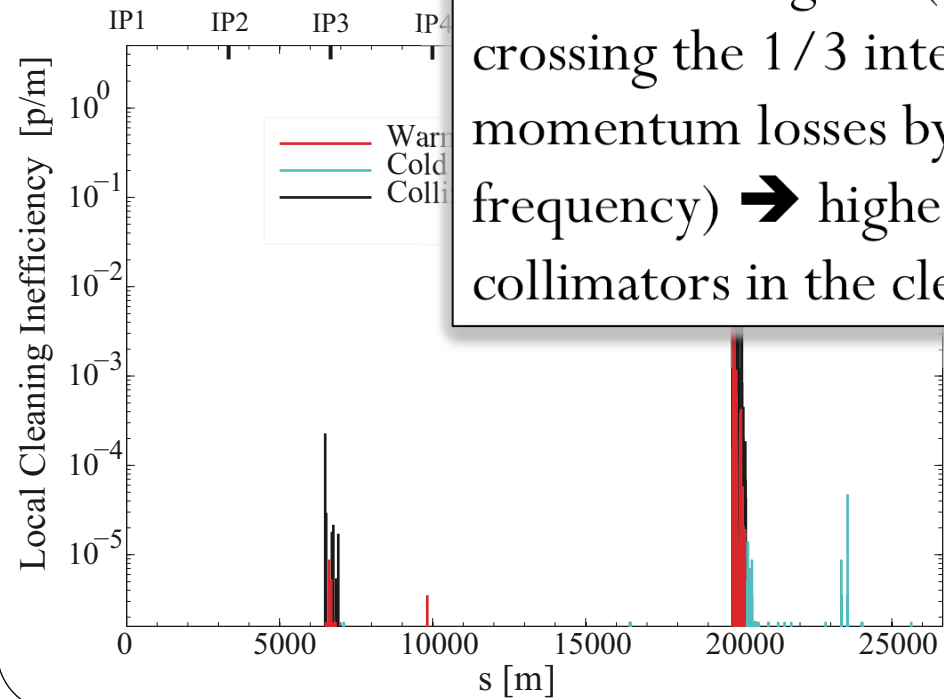
*\*note that shower development is not included, only primary proton losses.*

# Loss Map at Top Energy (Beam 1)

Measured loss map at 1.18 TeV for Beam 1 (ramp of December 8<sup>th</sup>)



Beam loss studies were performed in several loss regime (betatron losses by crossing the 1/3 integer resonance, momentum losses by changing the RF frequency) → highest losses at primary collimators in the cleaning insertions.

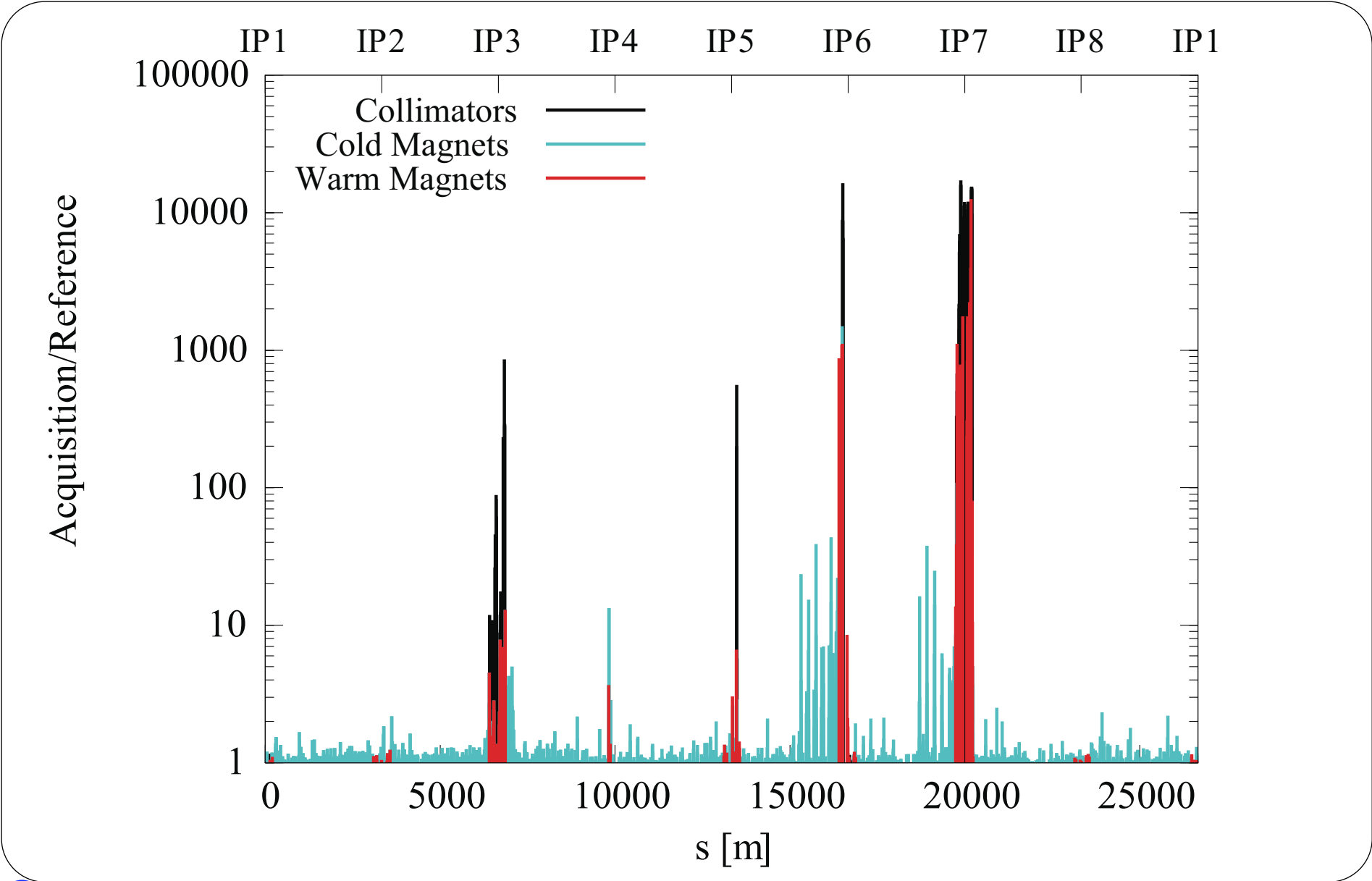


Simulated proton loss map at 1 TeV for Beam 1

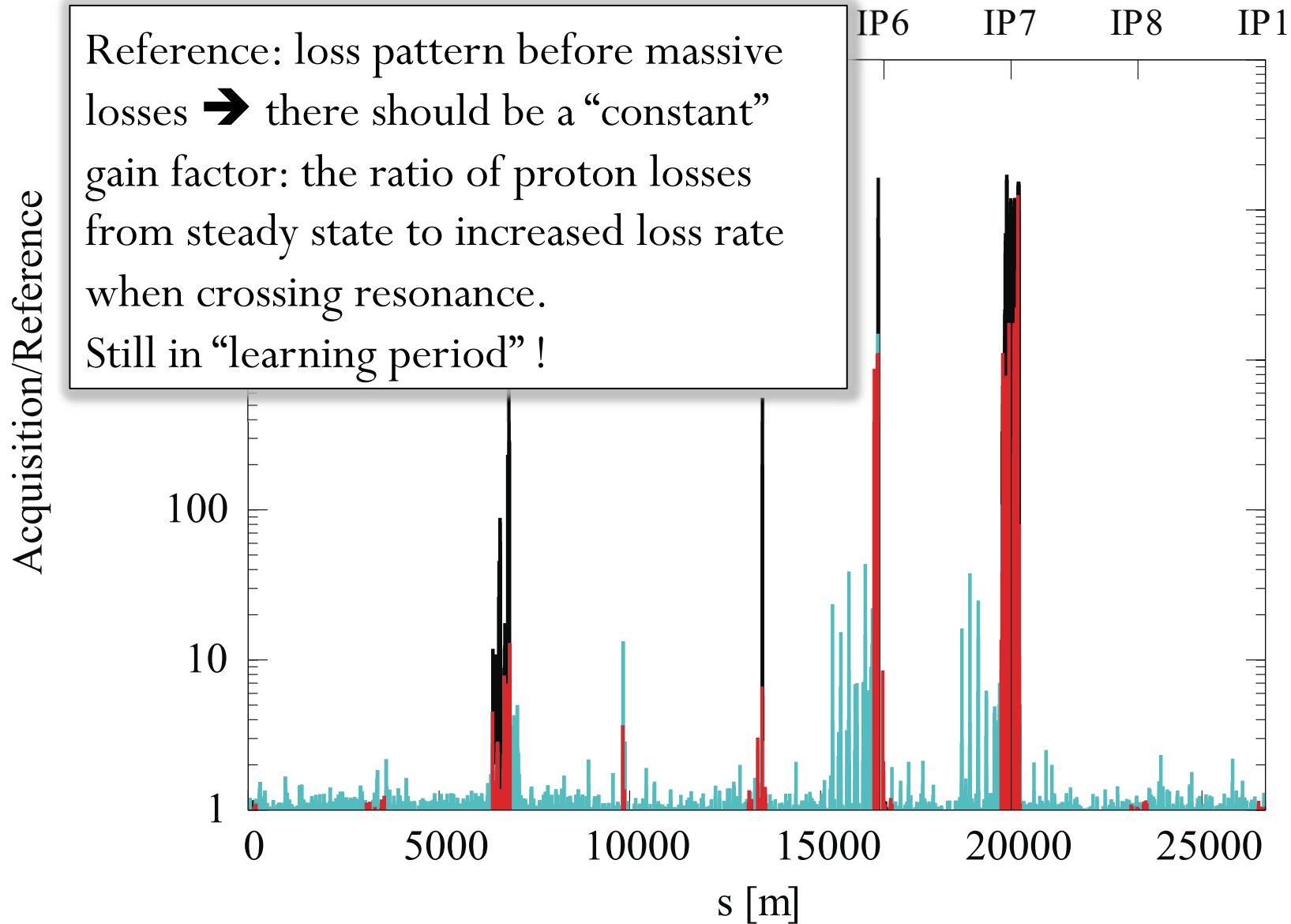
*\*note that shower development is not included, only primary proton losses.*



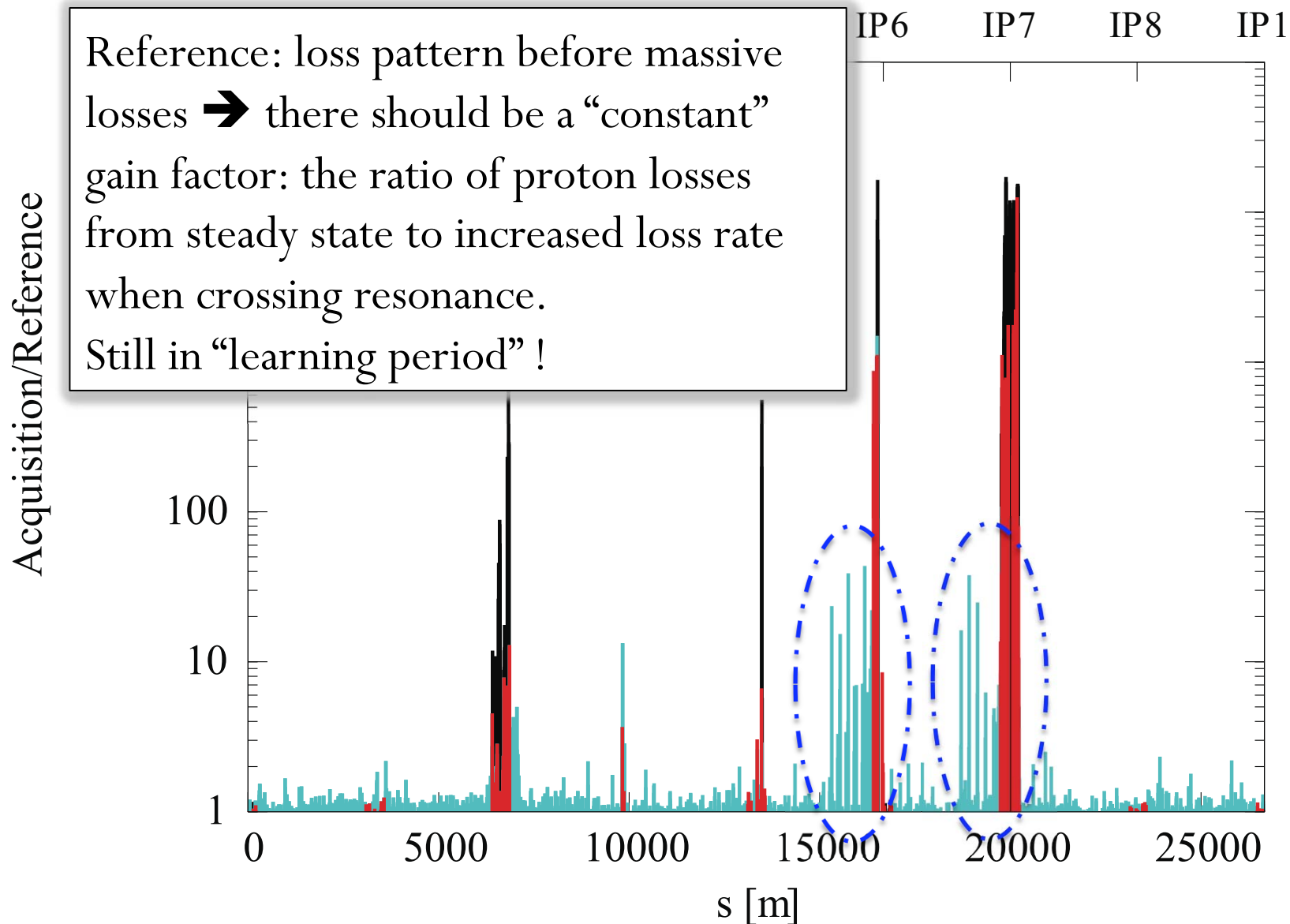
# Loss Map Ratio Beam 2 Crossing 1/3 Integer Resonance



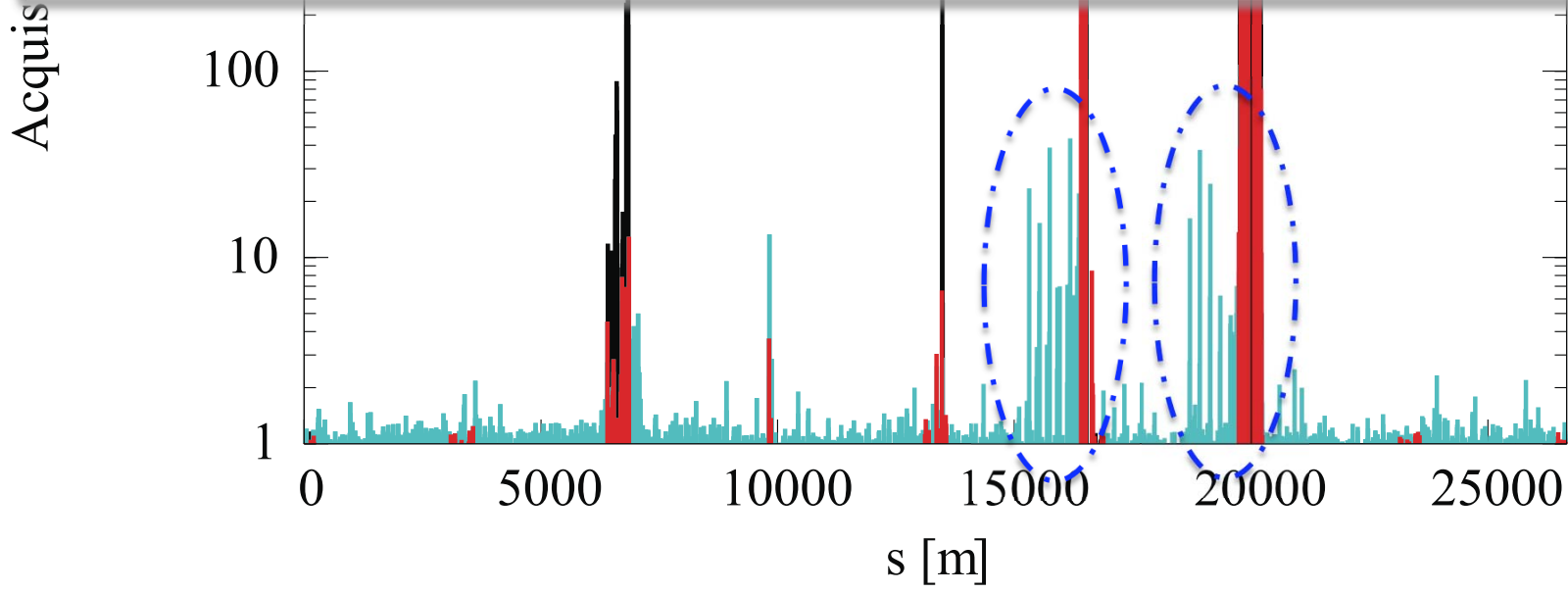
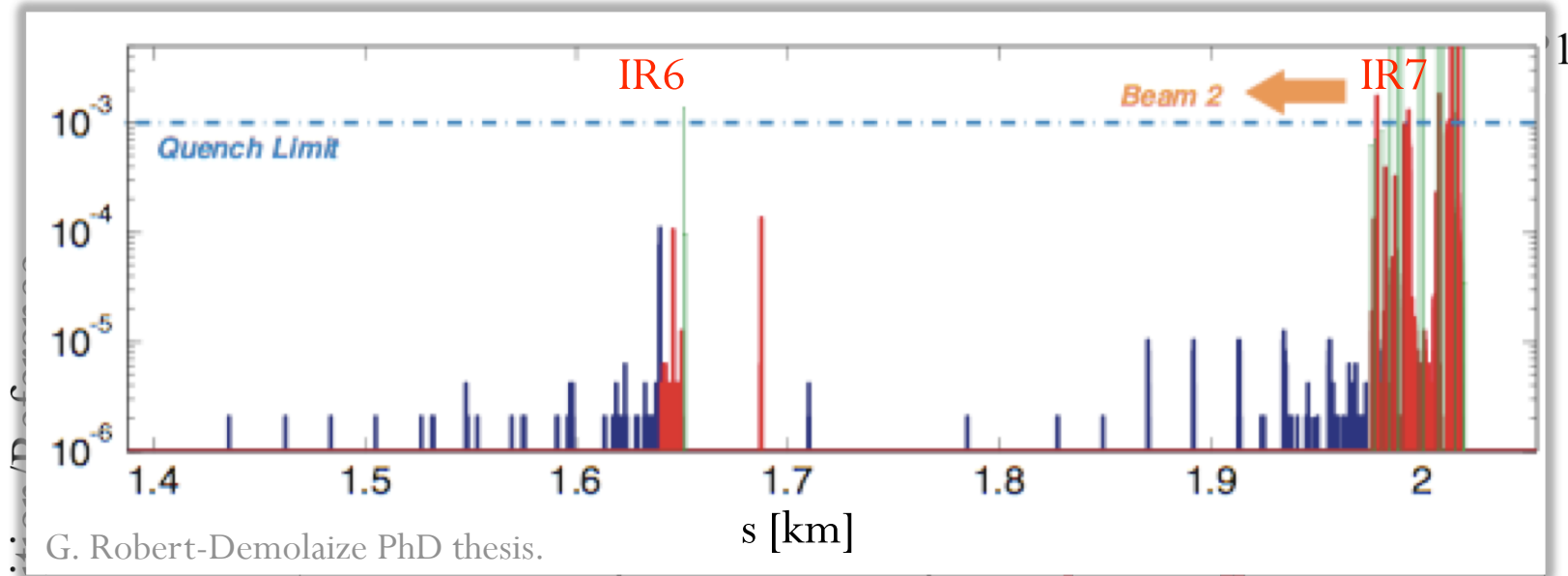
# Loss Map Ratio Beam 2 Crossing 1/3 Integer Resonance



# Loss Map Ratio Beam 2 Crossing 1/3 Integer Resonance

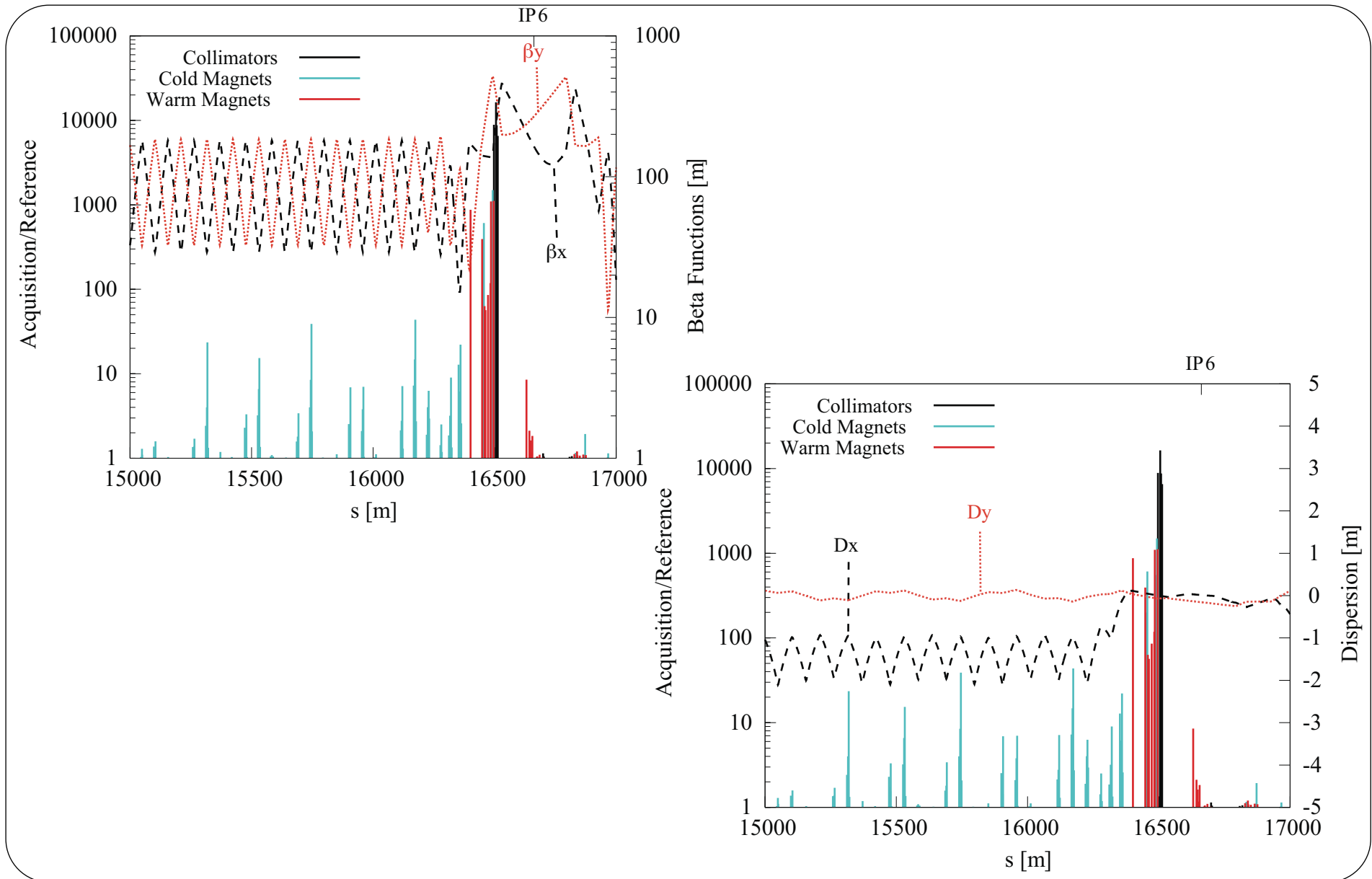


# Loss Map Ratio Beam 2 Crossing 1/3 Integer Resonance

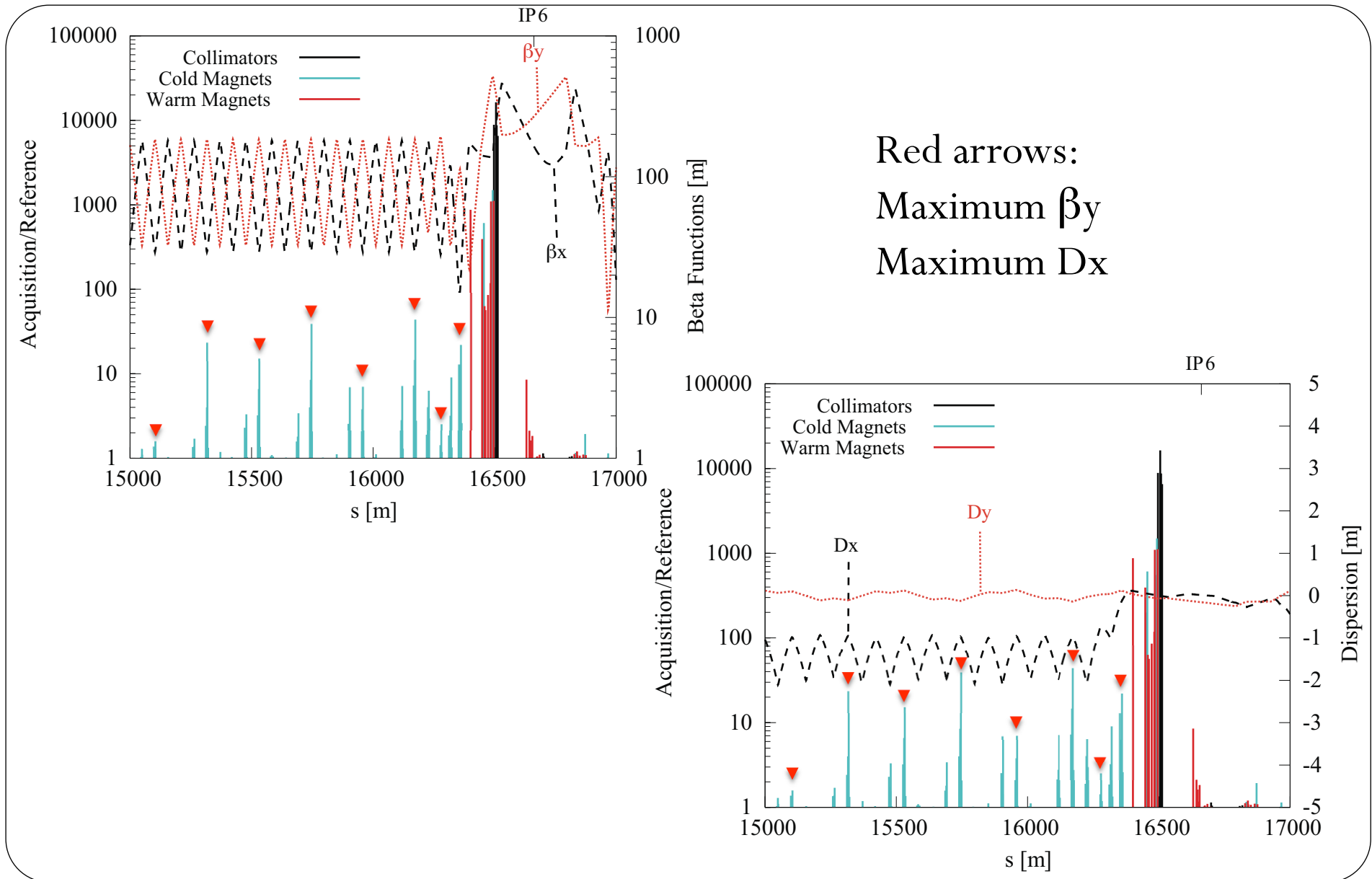


G. Robert-Demolaize PhD thesis.

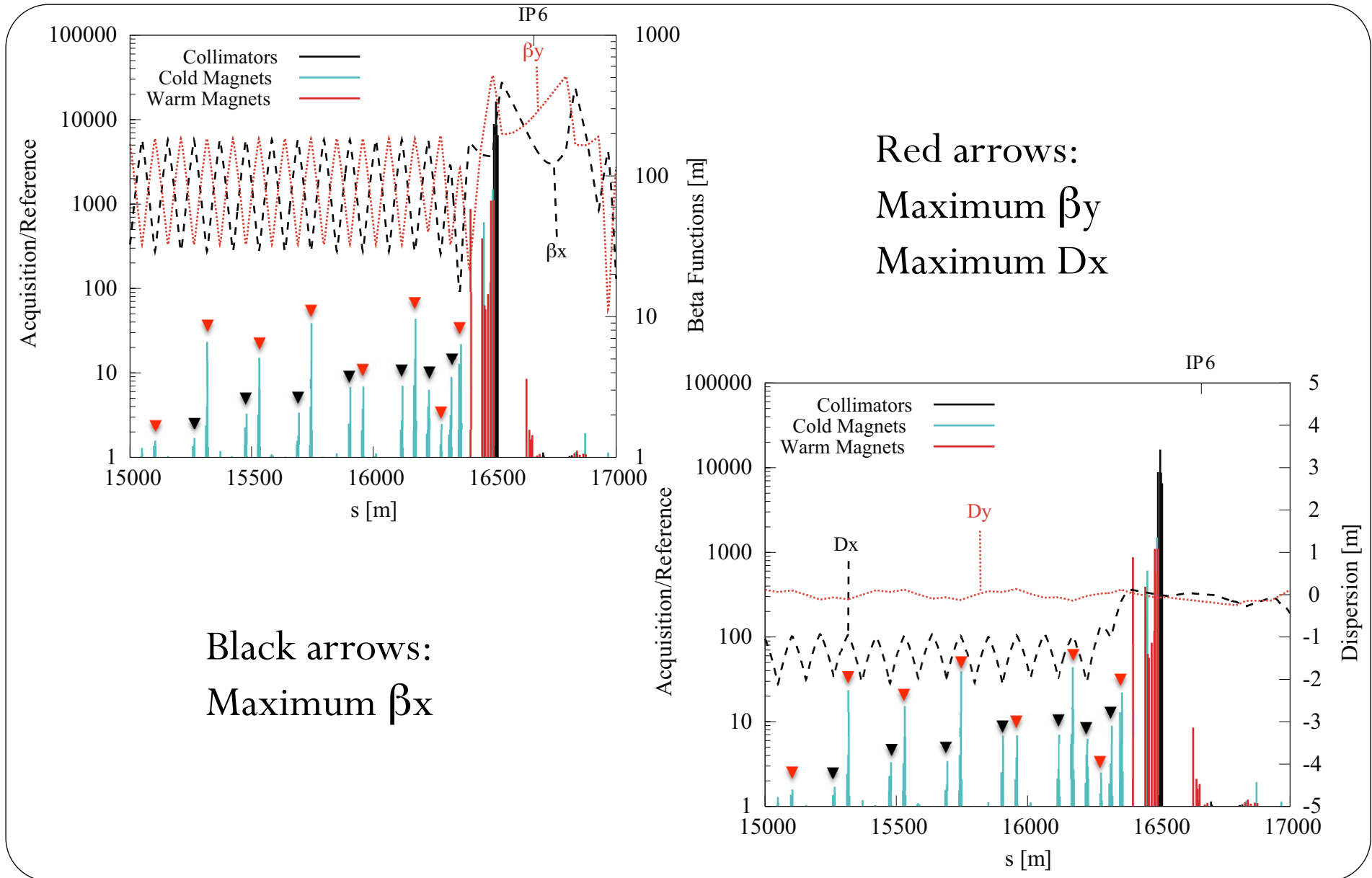
# Loss Ratios Downstream of IR6 (Beam 2)



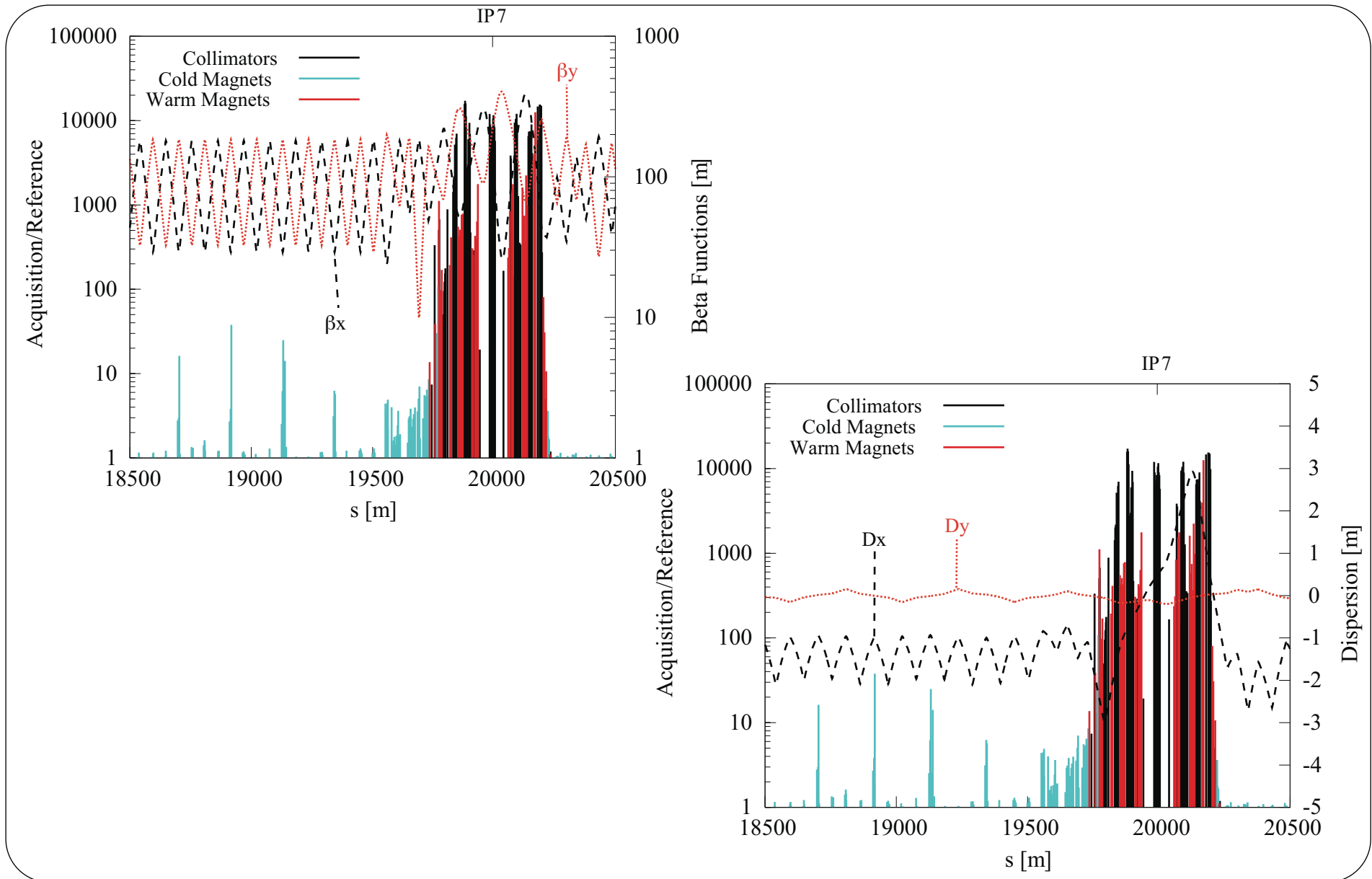
# Loss Ratios Downstream of IR6 (Beam 2)



# Loss Ratios Downstream of IR6 (Beam 2)

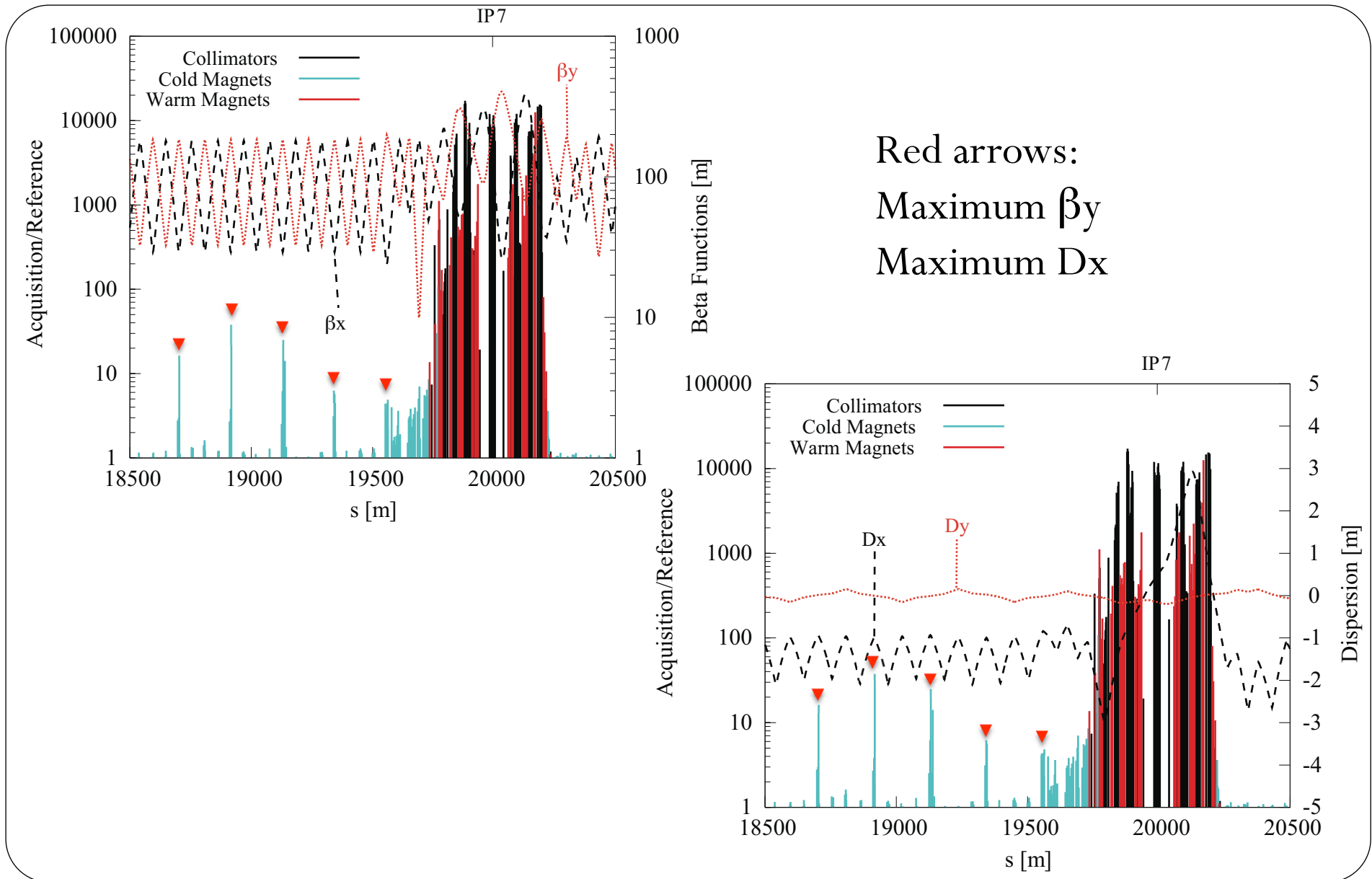


# Loss Ratios Downstream of IR7 (Beam 2)

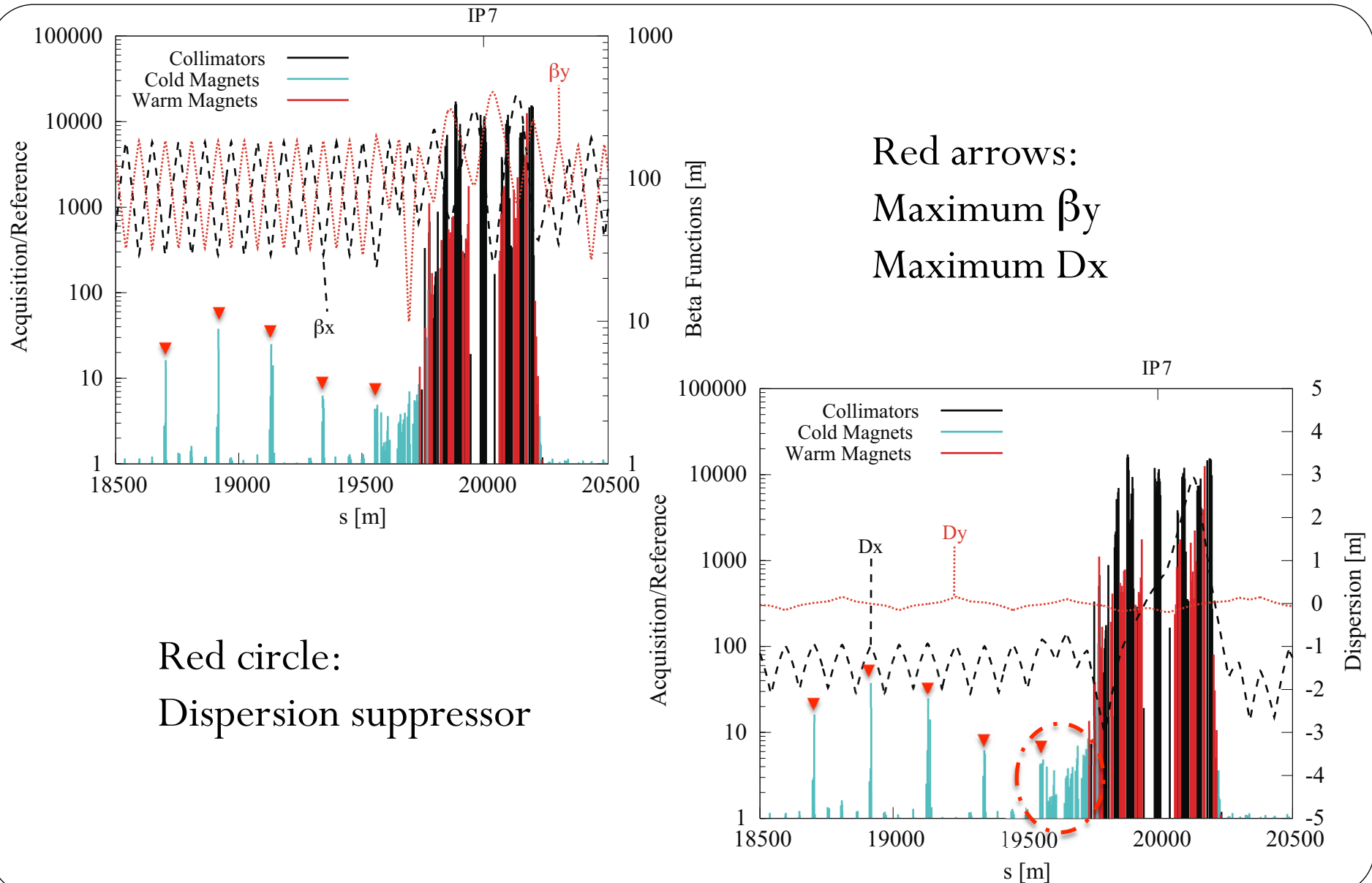




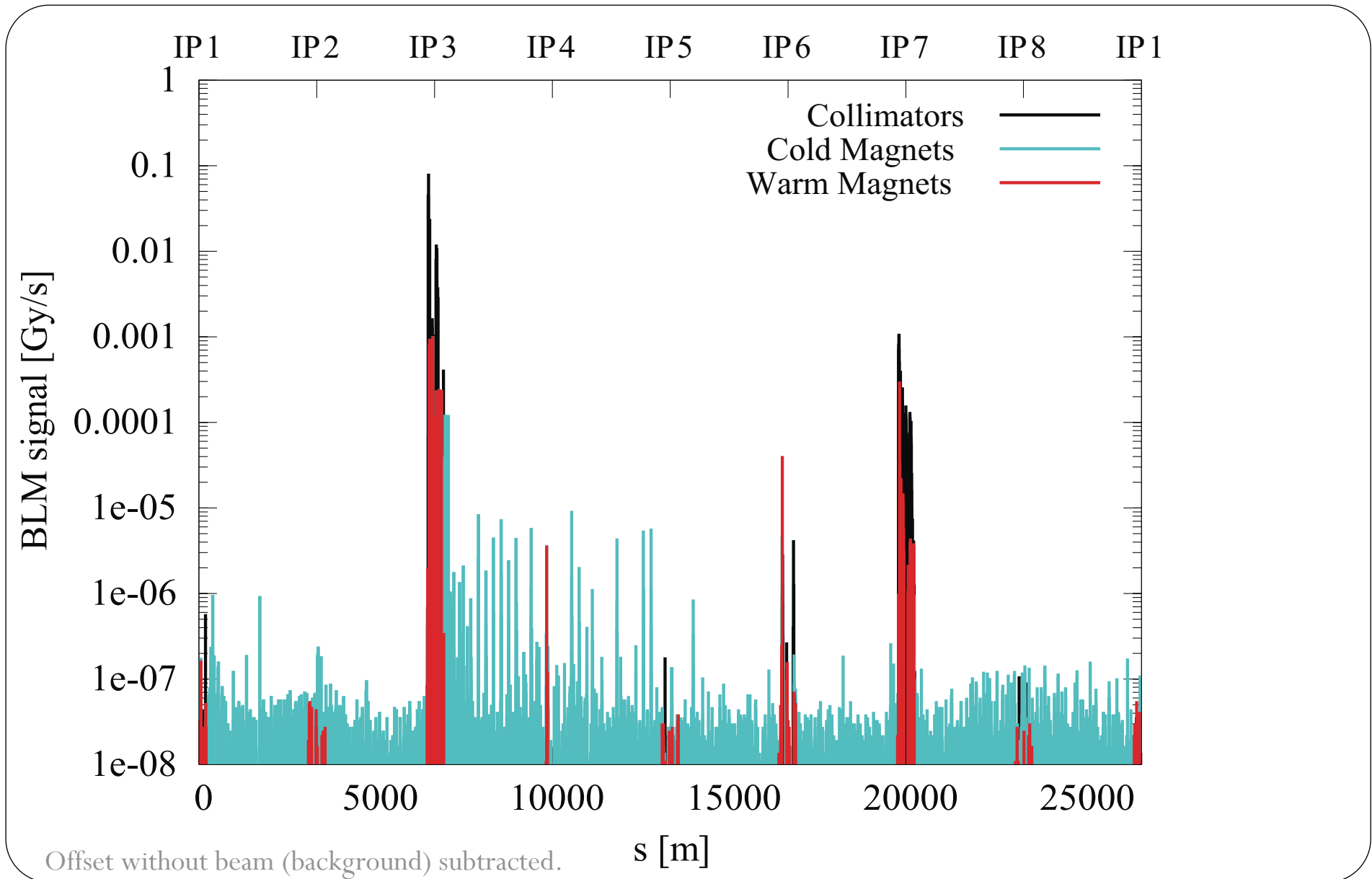
# Loss Ratios Downstream of IR7 (Beam 2)



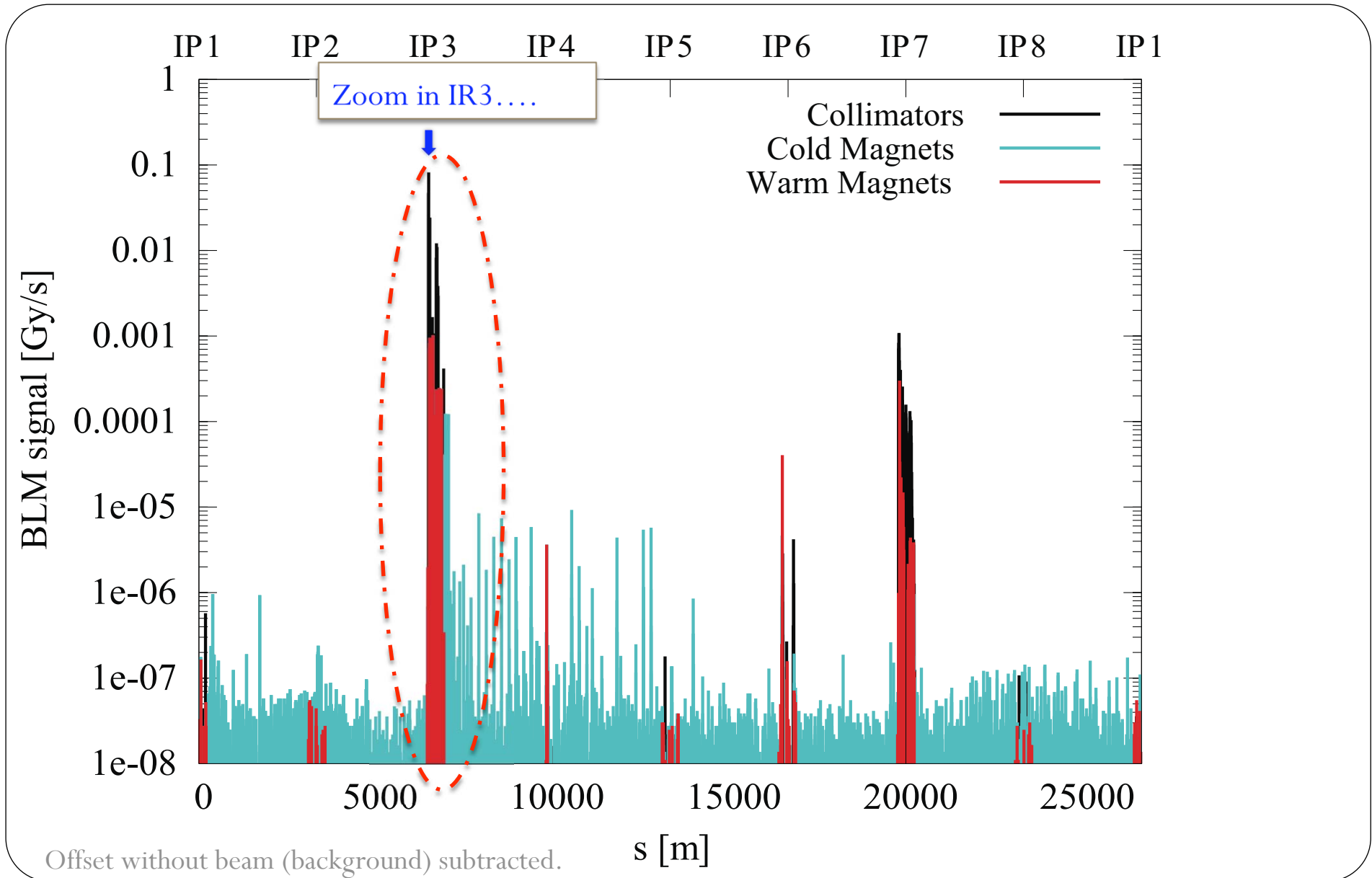
# Loss Ratios Downstream of IR7 (Beam 2)



# Loss Map Beam 1 Changing RF frequency

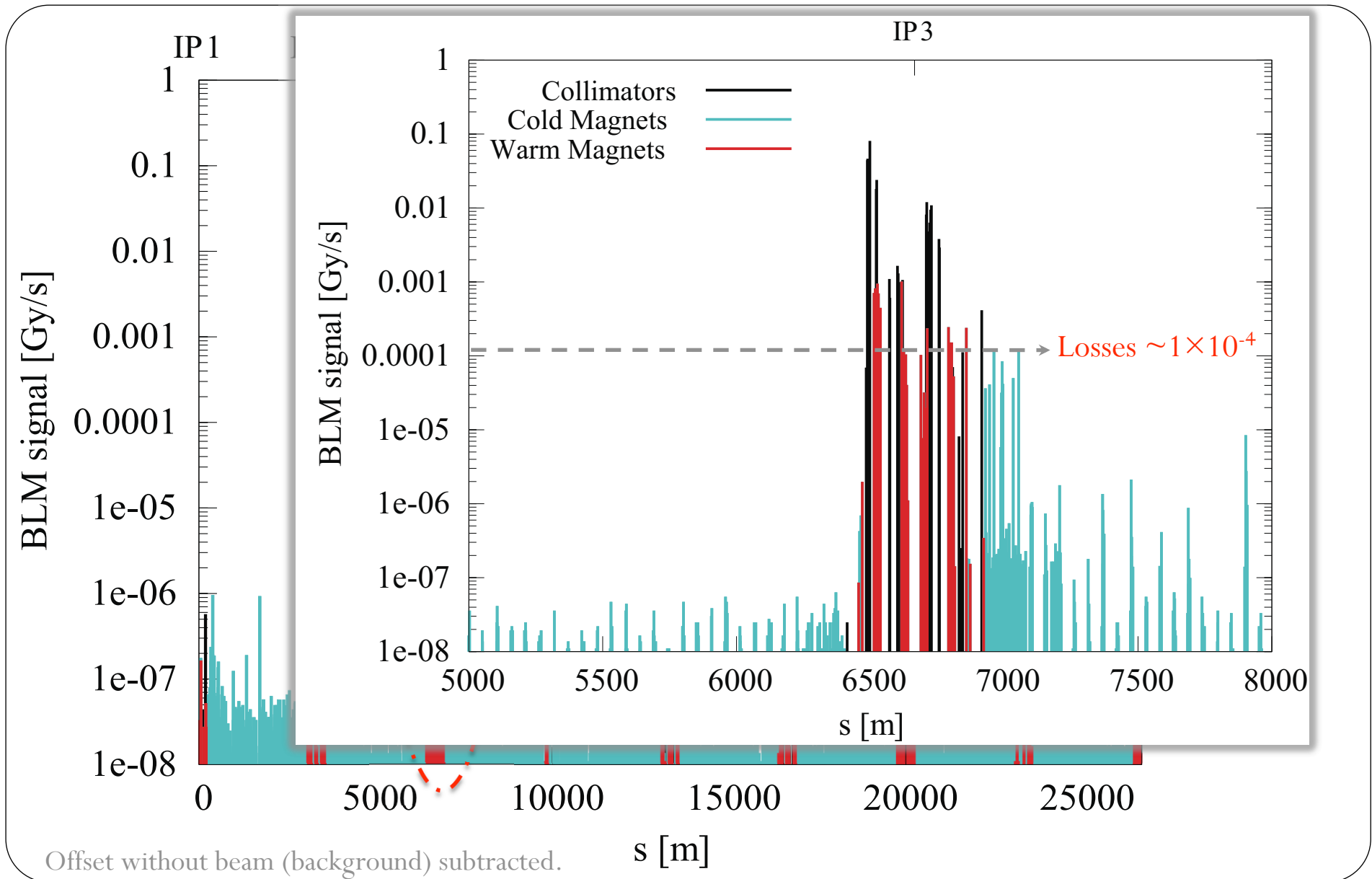


# Loss Map Beam 1 Changing RF frequency

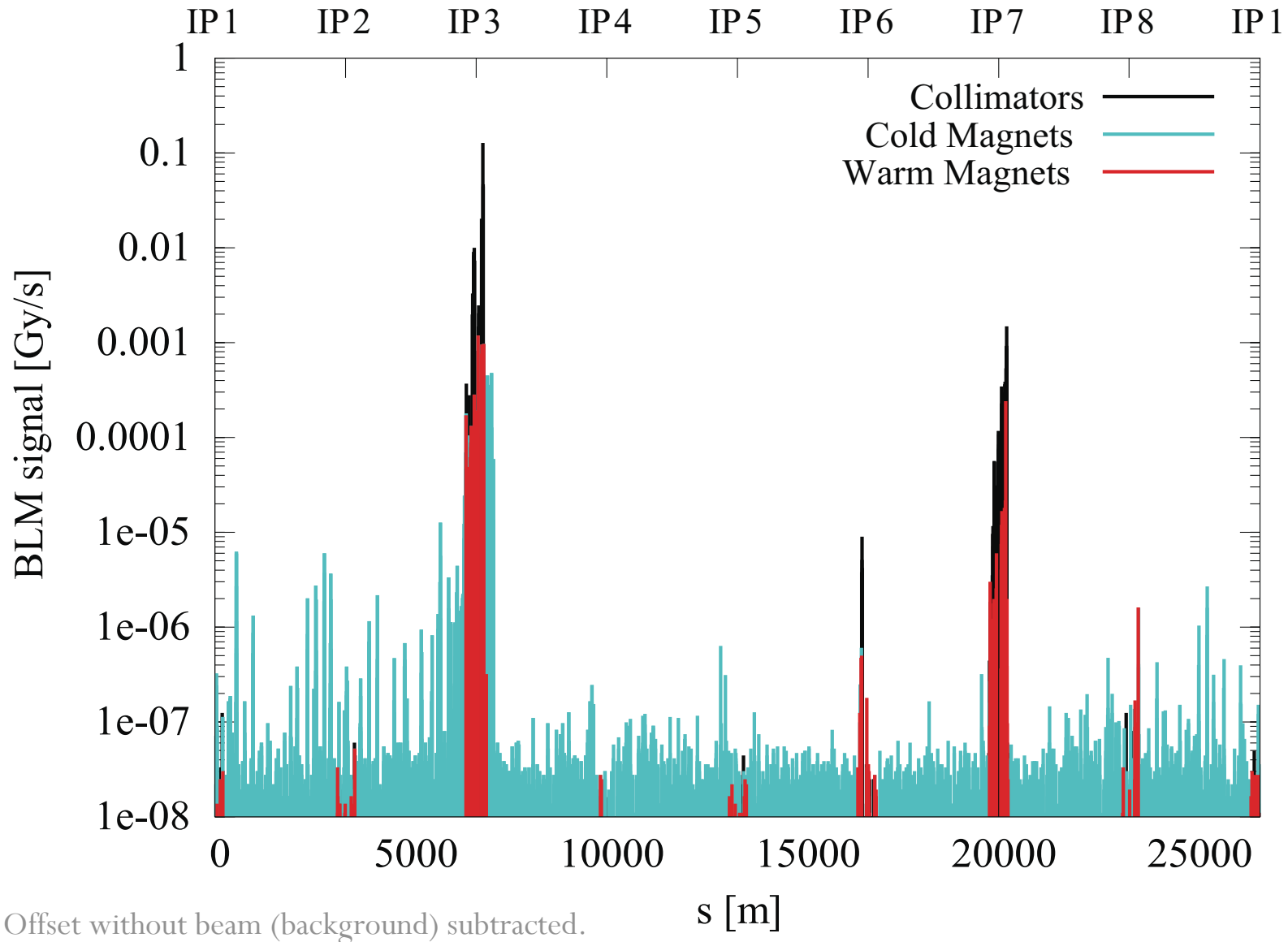


Offset without beam (background) subtracted.

# Loss Map Beam 1 Changing RF frequency

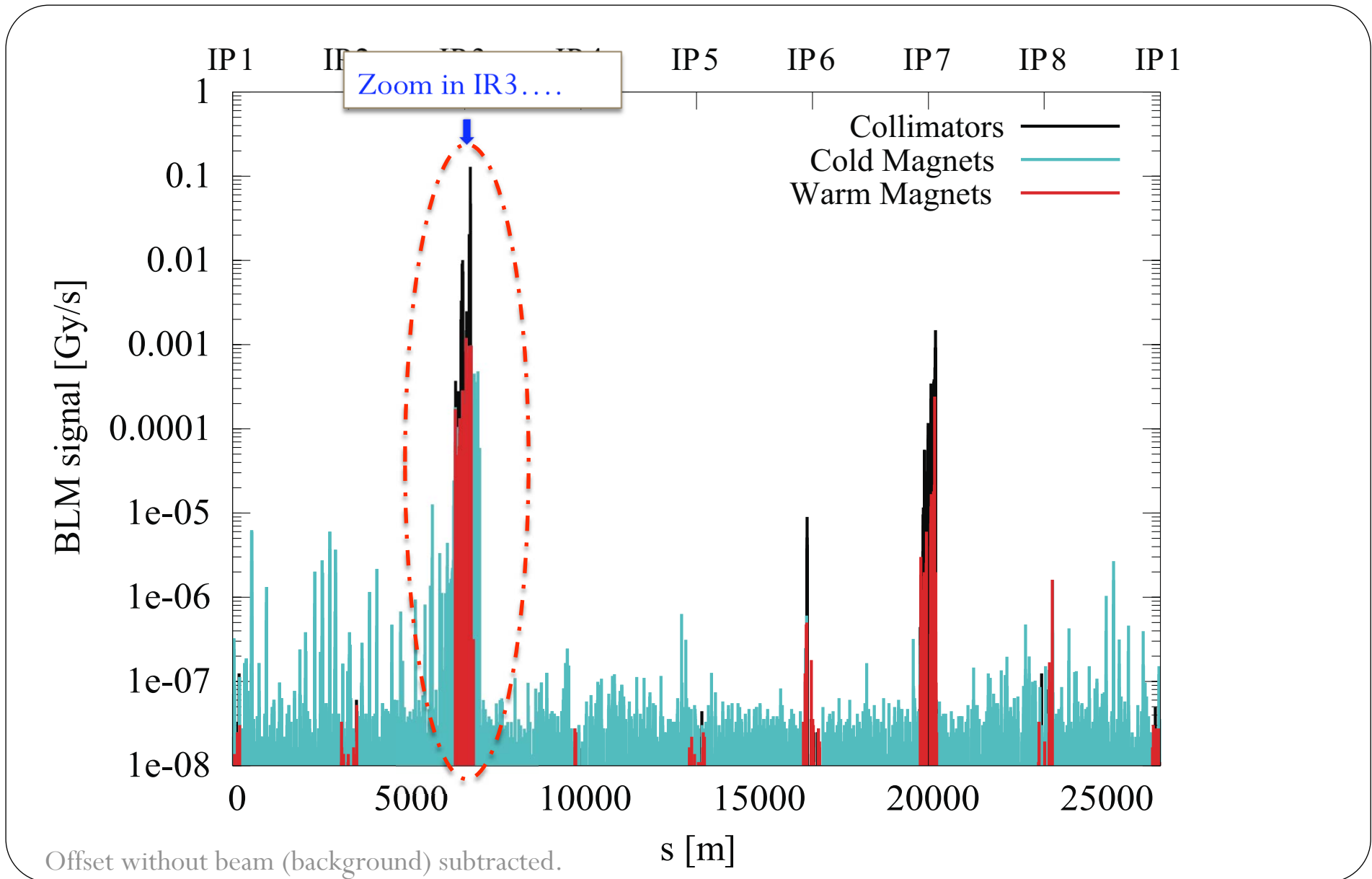


# Loss Map Beam 2 Changing RF frequency

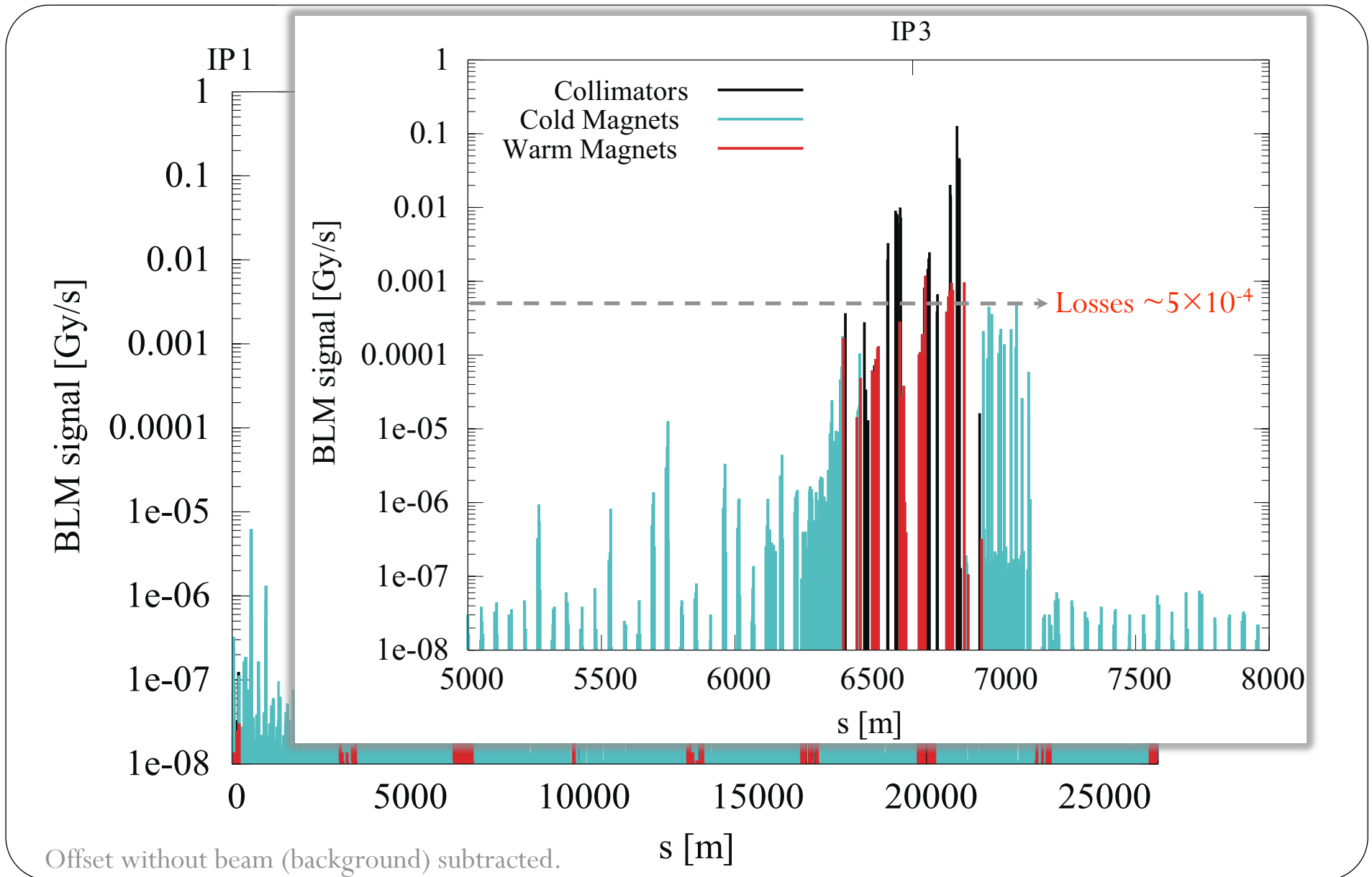


Offset without beam (background) subtracted.

# Loss Map Beam 2 Changing RF frequency



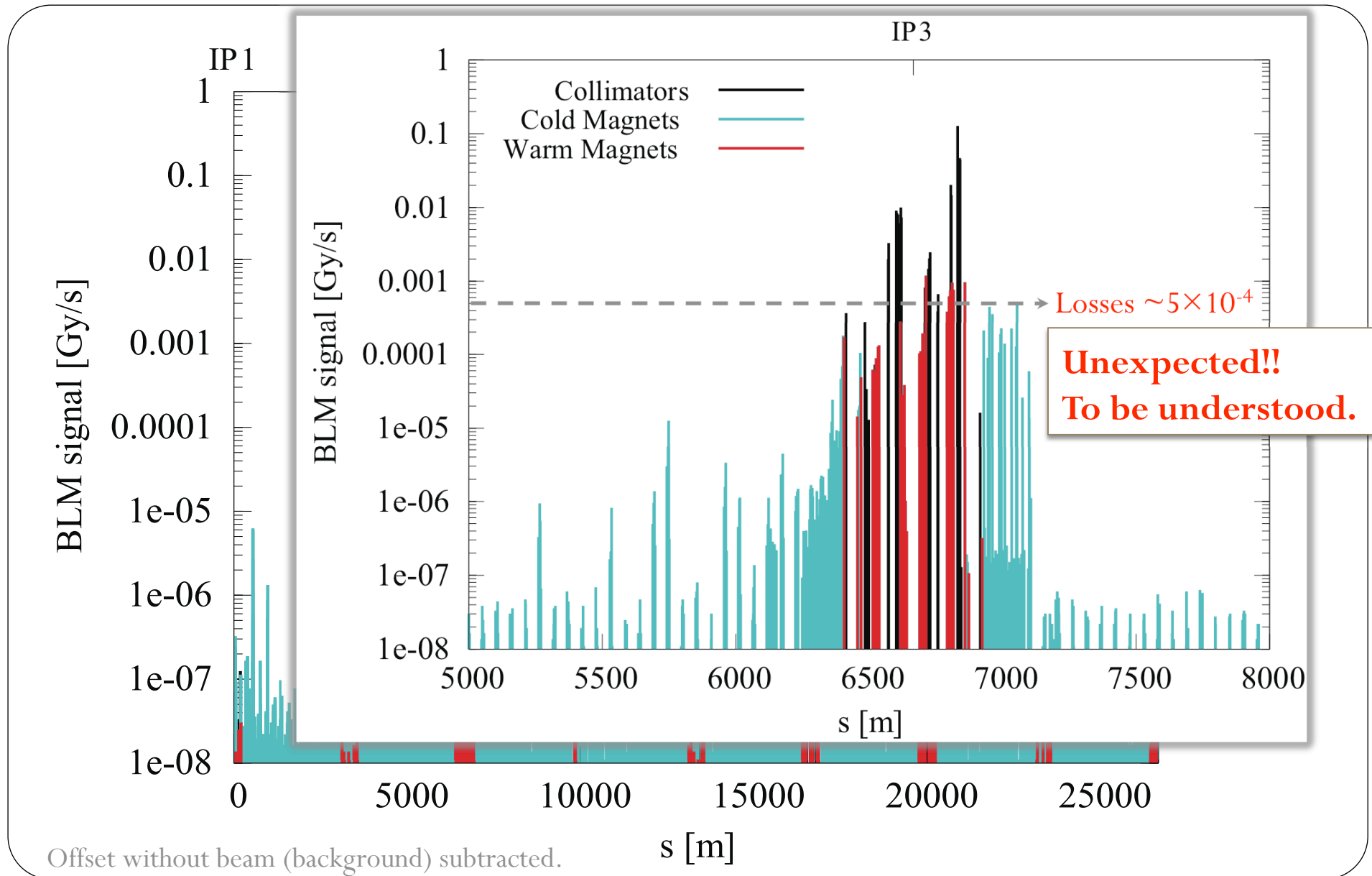
# Loss Map Beam 2 Changing RF frequency



Offset without beam (background) subtracted.



# Loss Map Beam 2 Changing RF frequency

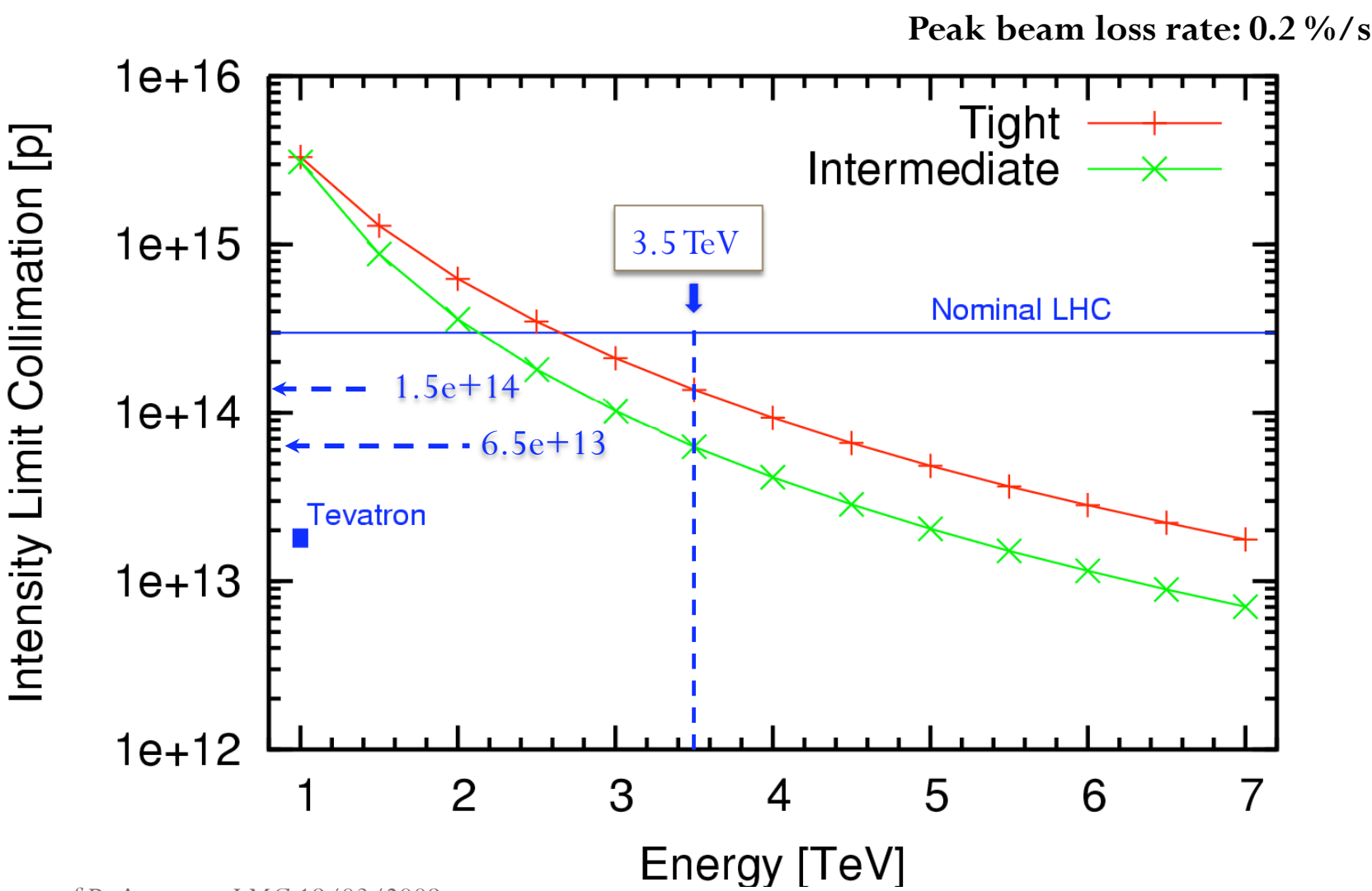


Offset without beam (background) subtracted.

## Lessons learnt, including the unexpected...

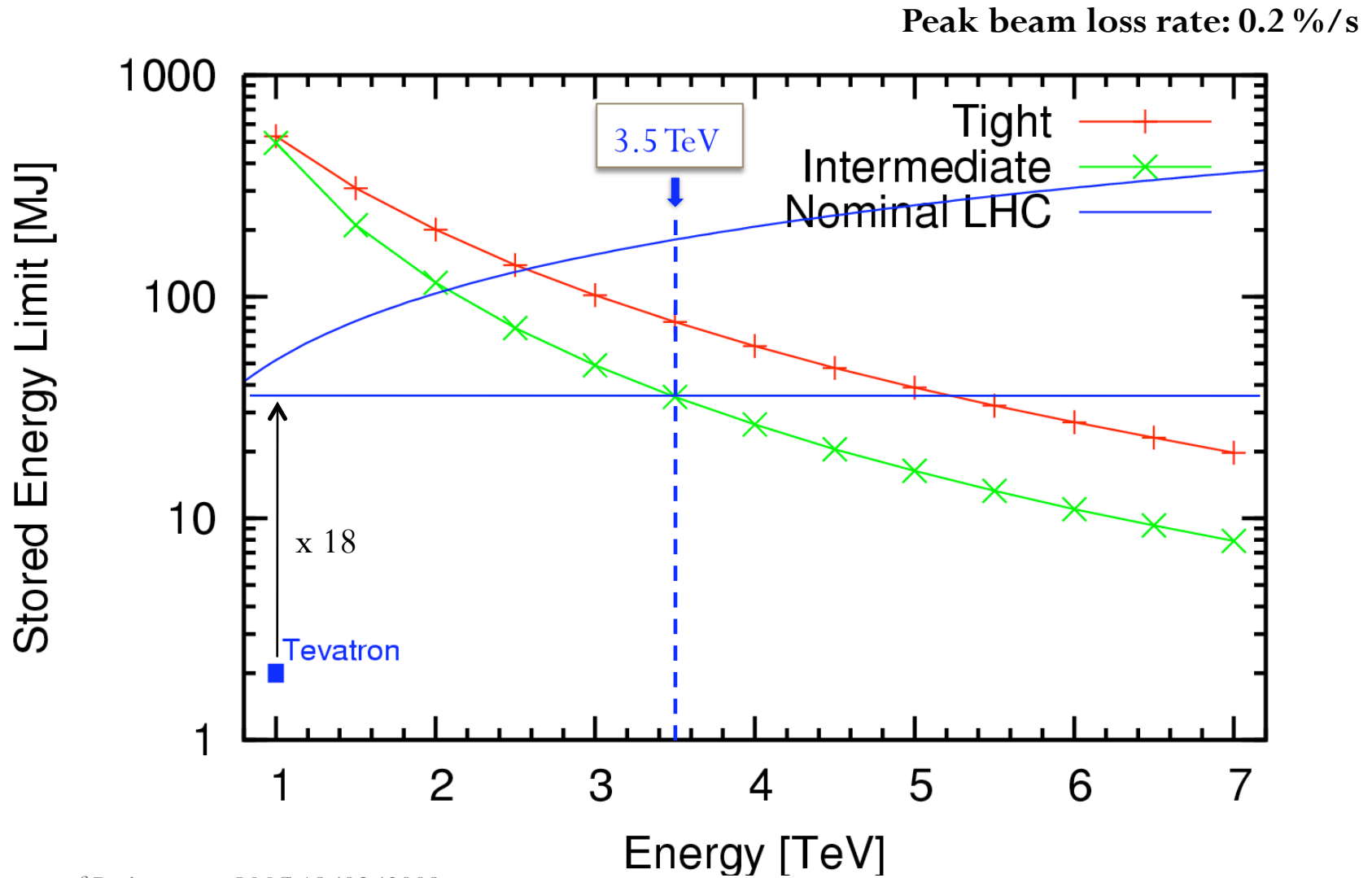
- System works as designed. Nice start of beam commissioning for LHC collimation. Expected cleaning and leakage processes seen.
- Possible to verify passive protection: losses at primary collimators.
- Beam-based settings different from theoretical: why? Need to understand in more detail. More beam time.
- Drift LVDT: tracked to problem of backplane connection in one rack.
- Wrong sequence → collimators parking → interlocks. Safe but not nice. Follow logical & debugged sequence is essential. Cannot set up by hand.
- Abnormal losses in right dispersion suppressor of IR3: why? Leftover alignment error from 3-4 incident? Needs to be understood.
- Power cut: all collimators could be reset by STI piquet quite fast (~2h). This is a feature, as controls is on UPS, not the high power drivers.
- Need faster analysis for loss maps, collimator movements, interlocks, ...

# Expected Intensity Reach (no reason to doubt our simulations, so far)



Courtesy of R. Assmann, LMC 19/03/2009

# Expected Reach Stored Energy (no reason to doubt our simulations, so far)



Courtesy of R. Assmann, LMC 19/03/2009

# Future Plans

- Further understanding of loss locations and collimation leakage (qualitatively looks as expected on first analysis).
- Assure BLM thresholds at factor of 3 below quench limit (together with BLM team).
- Commission variable collimator settings during ramp with beam (first with tolerance optimized settings then nominal settings).
- Change of collimator settings during squeeze to be commissioned with beam.
- Automatic procedure for MP temperature interlock verification (as exists for rest).
- Beam-based alignment at higher beam energy.
- Better accuracy alignment for higher intensity and energy.
- Performance commissioning with higher loss rates (up to 5 kW tested, goal is 500 kW to 1,000 kW).