

The Tracking Code RF-Track and its Applications

Andrea Latina

`andrea.latina@cern.ch`

HB2023 – CERN, Geneva, Switzerland – 9-13 October 2023


Contents

1. Introduction and RF-Track highlights
2. Beamline elements
3. Collective effects
4. Examples of applications
5. Conclusions and future developments

Introduction and highlights

Motivation for developing RF-Track: the TULIP project

A linac for hadron therapy featuring high-gradient S-band backward travelling-wave structures



S. Benedetti, A. Grudiev, and A. Latina, Phys. Rev. Accel. Beams 20, 040101

RF-Track highlights

- It handles **Complex 3D field maps** of oscillating RF electromagnetic fields:
 - *Standing-wave*; *Backward* \ll and *Forward* \gg travelling-wave fields
 - *Static* electric and magnetic fields
 - Robust interpolation algorithms
- It can simulate particles with **any mass** and **charge**
 - No approximations, like $\beta \simeq 1$ or $\gamma \gg 1$, are made
 - It is used to simulate: *protons*, *ions*, *electrons*, *positrons*,
photons, *muons*, ... from creation to ultra-relativistic
 - It implements **photocathodes**
 - It can simulate **mixed-species beams**
- Implements **high-order adaptive integration algorithms**
 - Can do **back-tracking**
- Implements several **collective effects**
- It's **modular, flexible**, and **fast**

RF-Track, minimalistic and physics-oriented

RF-Track is written in parallel and fast C++, focusing *only* on accelerator simulation:

- Flexible accelerator description and beam models
- Accurate integration of the equations of motion
- Robust interpolation of the field maps
- Collective effects
- Easy realisation of imperfections and correction algorithms

For *all the rest* (ODE solvers, random number generation, special functions, ...), it relies on two robust and well-known open-source libraries:

- GSL, "Gnu Scientific Library", provides a wide range of mathematical routines such as high-quality random number generators, ODE integrators, linear algebra, and much more
- FFTW, "Fastest Fourier Transform in the West", arguably the fastest open-source library to compute discrete Fourier transforms

RF-Track provides **two user interfaces**: one in Octave and one in Python.

Tracking, in space and in time

RF-Track implements two beam models:

1. Beam moving in space: `Bunch6d()`

- All particles have the same S position
- The equations of motion are integrated in dS : $S \rightarrow S + dS$ (moves the bunch element by element)

2. Beam moving in time: `Bunch6dT()`

- All particles are considered at same time t
- The equations of motion are integrated in dt : $t \rightarrow t + dt$
- Particles can have $P_z < 0$ or even $P_z = 0$: particles can move backward

For each particle also considers

m : mass [MeV/c²], Q : charge [e^+]

N : nb of particles / macroparticle, t_0 : creation time^(*) τ : lifetime [NEW!]

(*) only for beams moving in time.

RF-Track can simulate **mixed-species beams**, and the **creation** and **decay** of particles.

Two tracking environments

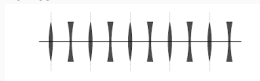
Lattice: for integration *in space*

- A list of elements
- Tracks the particles element by element, along the longitudinal direction

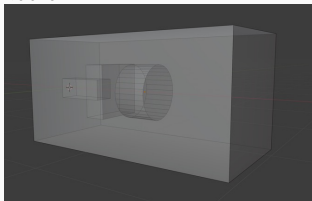
Volume: for integration *in time*

- A **portion of 3D space**
- Elements can be placed **anywhere**
- **Element misalignment** via Euler angles (pitch, yaw, roll)
- Allows **element overlap**
- Allows **creation of particles**
- **Can simulate cathodes** and **field emission**
- Includes **cathode mirror charges**

Lattice

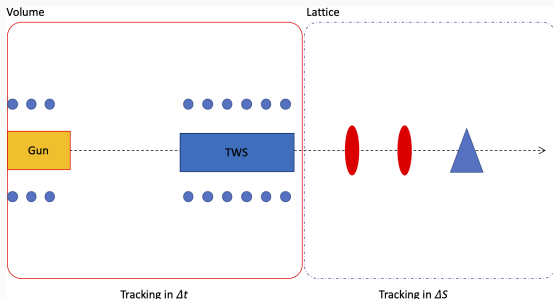


Volume



Lattice and Volume

Lattice and Volume can be used together or separately



Typically, Volume (time integration) is suitable for space-charge dominated regimes, whereas Lattice (space integration) is suitable for ultra-relativistic regions of the machine.

Volumes can be inserted in a Lattice. And Lattices can be placed in a Volume.

Beamline elements

Overview of the beamline elements

1. **Standard set of matrix-based symplectic** elements:

- **Sector bend**
- **Quadrupole**
- **Drift** (with an optional constant electric and magnetic fields, can be used to simulate e.g., rbends, or solenoids)

Overview of the beamline elements

1. **Standard set of matrix-based symplectic** elements:
 - **Sector bend**
 - **Quadrupole**
 - **Drift** (with an optional constant electric and magnetic fields, can be used to simulate e.g., rbends, or solenoids)
2. **Field maps** (see next slide)

Overview of the beamline elements

1. **Standard set of matrix-based symplectic** elements:

- **Sector bend**
- **Quadrupole**
- **Drift** (with an optional constant electric and magnetic fields, can be used to simulate e.g., rbends, or solenoids)

2. **Field maps** (see next slide)

3. **Special elements:**

- **Absorber** (predefined materials: air, water, beryllium, lithium, tungsten, ...)
- 3D analytic fields: **Coil** and **Solenoid**, **Standing-wave** and **Traveling-wave** structures, **Adiabatic matching devices**, **Toroidal Harmonics**
- **LaserBeam** for Inverse Compton Scattering simulations
- **Electron Cooler**
- **Twiss table**: tracks through an arbitrary lattice given as Twiss table (phase advances, momentum compaction, 1st and 2nd order chromaticity are considered)

Field maps

RF-Track can import several types of oscillating RF field maps, which are interpolated *linearly* or *cubically*

- **1D field maps** (on-axis field)
 - It uses Maxwell's equations to reconstruct the 3D fields off-axis, assuming cylindrical symmetry
- **2D field maps**: given a field on a plane, applies cylindrical symmetry
- **3D field maps** of oscillating electro-magnetic fields
 - It accepts 3D meshes of complex numbers
 - It accepts quarter field maps and performs mirroring automatically

It also provides elements dedicated to **StaticElectric** and **StaticMagnetic** field maps

- They ensure curl-free (electric) and divergence-free (magnetic) interpolation of the field

Integration algorithms

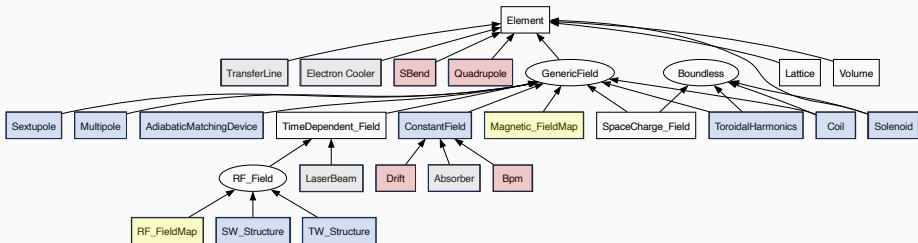
In field maps and analytic fields,

- The default is: **"leapfrog"**:
 - ★ super fast, second-order accurate

 - **"analytic"** algorithm:
 - ★ integration assuming a locally-constant EM field

 - **Higher-order, adaptive algorithms** provided by GSL:
 - ★ **"rk2"** Runge-Kutta (2, 3)
 - ★ **"rk4"** 4th order Runge-Kutta
 - ★ **"rkf45"** Runge-Kutta-Fehlberg (4, 5)
 - ★ **"rkck"** Runge-Kutta Cash-Karp (4, 5)
 - ★ **"rk8pd"** Runge-Kutta Prince-Dormand (8, 9)
 - ★ **"msadams"** multistep Adams in Nordsieck form
(order varies dynamically between 1 and 12)
- (backtracking is possible)

Element hierarchy



- Field maps 1D, 2D, 3D
- Analytic fields 3D
- Matrix based
- Special elements

Collective and Single-particle effects

Overview of the collective and single-particle effects

Collective effects:

- **Space-charge**, full 3D, Particle-in-Cell (FFT) or P2P
 - Full computation of electric and magnetic effects
 - Beam-beam effects are automatically included
 - Optionally considers mirror charges at cathode
- **Short-range wakefields:**
 - Karl Bane's approximation
 - Takes a 1D user-defined spline, longitudinal monopole or transverse dipole
- Two models of **Long-range wakefields:**
 1. Takes a table of modes: frequency, amplitude, and Q factor
 2. Takes a 1D user-defined spline, longitudinal monopole or transverse dipole
- Self-consistent **Beam-loading** effect in TW and SW structures
 - Given: a field map, group velocity and Q factors along the structure, computes the beam loaded fields

Single-particle effects:

- **Incoherent Synchrotron Radiation** (from *any* fields)
- **Magnetic multipole kicks** for imperfection studies
- **Multiple Coulomb Scattering** (recently updated!)

Examples

Examples

RF-Track is currently used for the design, optimisation and simulation of: the **DEFT facility**, the **CLIC** and **FCC-ee positron sources**, simulations of **Linac4**, the simulations of **compact Inverse-Compton Scattering sources**, and the **Cooling channel** of a Future Muon Collider, etc.

I'll show six examples:

1. ADAM's RFQ
2. ThomX and Inverse Compton Scattering
3. Electron Cooling at LEIR
4. Multiple Coulomb Scattering
5. Muon Cooling Channel
6. Orbit Correction for FCC-ee

1. ADAM's RFQ

Credits: Veliko Dimov (CERN, ADAM)

«LIGHT is a normal conducting 230 MeV medical proton linear accelerator being constructed by ADAM.

For the commissioning, RFQ beam dynamics simulations were performed with RF-Track by simulating the particles through the 3D field map.»

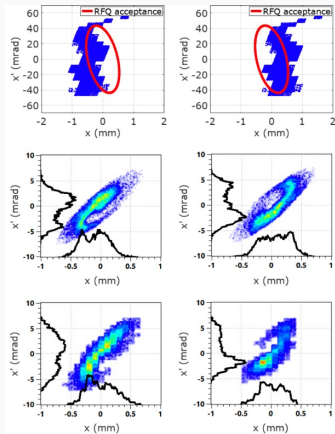
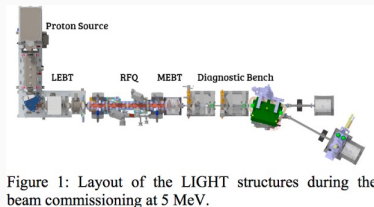
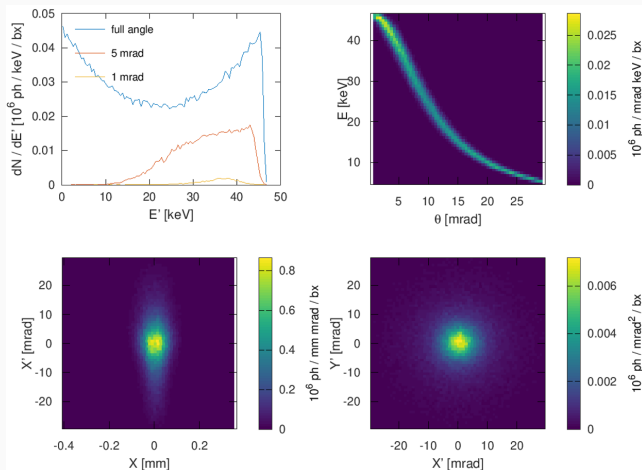


Figure 7: Horizontal phase space plots of the RFQ input beam when steered in the negative and positive x directions (first row), expected (second row) and the measured (third row) phase space plots after the RFQ for each case.

2. LaserBeam element and Inverse Compton Scattering

Generation of hard X-rays via Inverse Compton Scattering at ThomX



2. ThomX simulation (1/4)

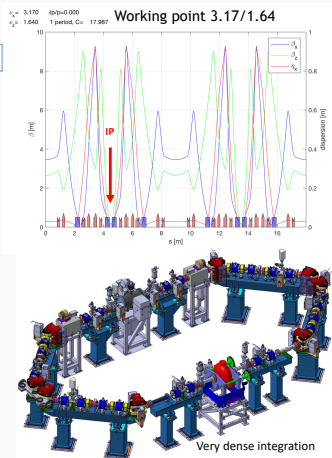
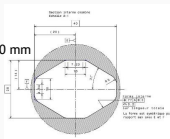
RF-Track helped to solve a serious design issue:

- ▶ 8 Dipoles
- ▶ 24 Quadrupoles
- ▶ 12 Sextupoles
- ▶ 2 Kickers
- ▶ 1 Septum
- ▶ 1 RF cavity
- ▶ 12 BPM
- ▶ 12 Correctors

ThomX SR: L = 18 m, T = 60 ns, $f_{\text{rep}} = 16.7$ MHz

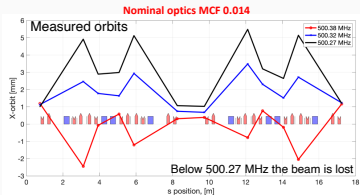
Parameter	Value/Units
Beam energy	50-70 MeV
Bunch Charge	1 nC
Bunch length (rms)	~30 ps
Circumference	18 m
Revolution frequency	16.7 MHz
Current	16.7 mA
RF frequency/Harmonics	500/30 MHz
Momentum compaction	0.0125 - 0.025
Betatron tunes	3.17/1.64
Natural chromaticity	-9/-13
Damping time trans./long.	1.2/0.6 s
Repetition frequency	50 Hz (20 ms)
Beam size at the IP	70 μm
Nominal RF Voltage/cavity	300 kV (500 kV max)
Energy loss per turn	1.57 eV

28x40 mm



2. ThomX simulation (2/4)

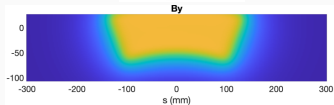
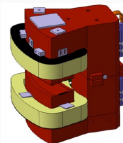
An unexpected find: shorter circumference



- ▶ The RF frequency is found experimentally to be 0.3 - 0.4 MHz higher than the nominal. What is the reason?
- ▶ Need explicit simulation!

Short and small-radius dipoles, long fringe fields

Features of dipoles	
Quantity	14 + 1 (pre-serie)
Radius of curvature	352 mm
Main field B_0	0.7 Tesla
Gap	42 mm
Good field region	+/- 20mm
Integral of field	184.59 mT.m
Current max.	275 Amp
Beam energy	from 50 to 70 MeV



Courtesy of Viacheslav Kubytskyi (IJCLab)

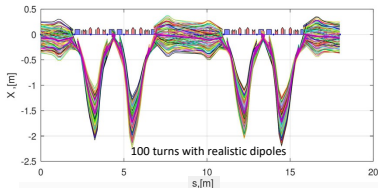
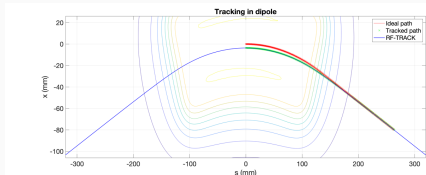
2. ThomX simulation (3/4)

“Experiment on the table” with RF-track

First study to measure ring frequency :

- Lattice with dipoles represented by **SBEND** (usual way) : $F = 500.02$ MHz
- Lattice with dipoles represented by **VOLUME** with realistic magnetic field : $F = 500.38$ MHz, dispersive orbit. The same effect as in the experiment!

It was found that the beam trajectory in the dipoles is shorter wrt. to the ideal path => shorter pathlength and so smaller total circumference



Big step in understanding of the problem

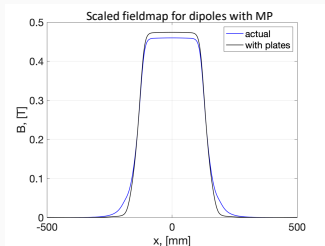
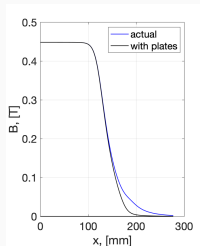
Courtesy of Viacheslav Kubyskiy (IJCLab)

2. ThomX simulation (4/4)

“Experiment on the table” with RF-track

Studies to compensate dipole fringing fields and retrieve nominal frequency by:

- Displacement of dipole
- Adding metallic plates to reduce fringing field
- Mechanical extension of the ring by +12mm

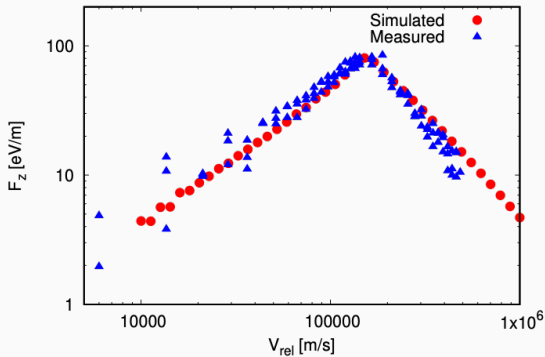


Correct scaling of magnetic field for the magnet with plates allows to recover the nominal frequency

Courtesy of Viacheslav Kubytskyi (IJCLab)

3. Electron Cooling at LEIR

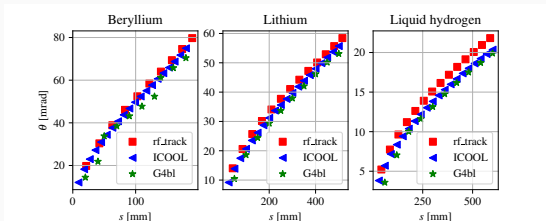
In 2019 we measured and benchmarked the cooling force as a function of ion-electron relative velocity measured at LEIR (blue) and simulated with RF-Track (red).



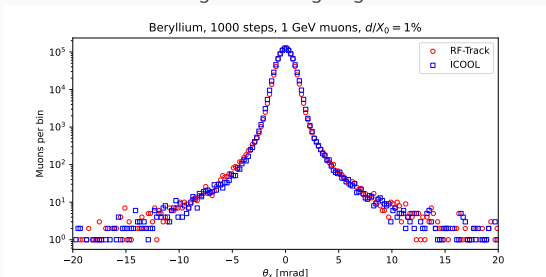
Very good agreement between measurements and simulations.

4. Absorber element and Multiple Coulomb Scattering

Credits: Bernd Stechauner (CERN)

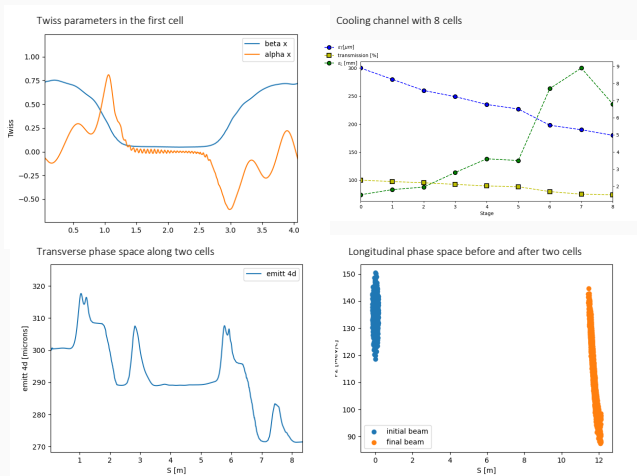


Large scattering angles



5. Muon cooling channel optimisation

Credits: Elena Fol (CERN)



This simulation includes: a constant solenoid field, realistic 3D solenoid, several standing-wave structures, and the absorber, simultaneously together and overlapping.

6. Orbit Correction in FCC-ee injector common linac

Credits: Simona Bettoni (PSI)

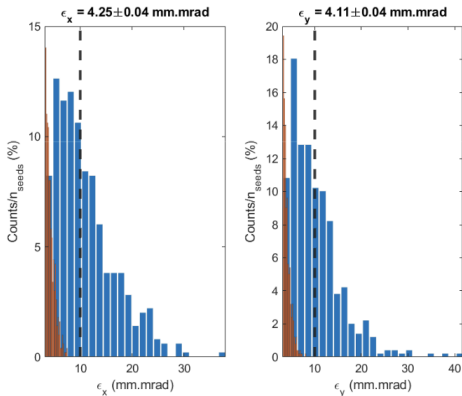


Figure 14: Common linac: emittance at the end of the common linac due to Gaussian randomly misaligned quadrupoles (50 μm), rf structures (50 μm), and BPM (30 μm). Gaussian randomly distributed. The distribution is determined over 500 seeds. In this case the mean and rms refer to the case of the steered orbit.

6. Orbit Correction in FCC-ee injector linacs

Credits: Simona Bettoni (PSI). Bug report to ELEGANT (later fixed)

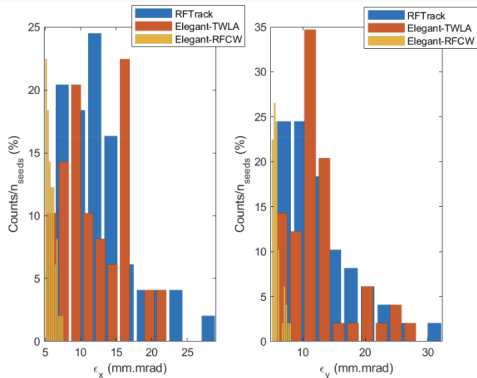


Figure 9: Comparison Elegant versus RF-Track using the different elements available to simulate rf structures in Elegant and RF-Track.

Now RF-Track is the reference code for the FCC-ee injector linacs.

Summary and How to get it

RF-Track:

- Minimalistic, parallel, fast
- Friendly and flexible, it uses Octave and Python as user interfaces
- Ideal for nontrivial optimisation and numerical experimentations
- Several collective effects
- Currently used for: DEFT, FCC-ee, positron sources, Muons cooling, RFQ, Linac4, ICS sources ...

Summary and How to get it

RF-Track:

- Minimalistic, parallel, fast
- Friendly and flexible, it uses Octave and Python as user interfaces
- Ideal for nontrivial optimisation and numerical experimentations
- Several collective effects
- Currently used for: DEFT, FCC-ee, positron sources, Muons cooling, RFQ, Linac4, ICS sources ...

Next steps:

- Implement Coherent Synchrotron radiation 3D
- Implement Intra-beam Scattering
- Implement Multi-bunch beams
- Simulate the Linac4 source

Summary and How to get it

RF-Track:

- Minimalistic, parallel, fast
- Friendly and flexible, it uses Octave and Python as user interfaces
- Ideal for nontrivial optimisation and numerical experimentations
- Several collective effects
- Currently used for: DEFT, FCC-ee, positron sources, Muons cooling, RFQ, Linac4, ICS sources ...

Next steps:

- Implement Coherent Synchrotron radiation 3D
- Implement Intra-beam Scattering
- Implement Multi-bunch beams
- Simulate the Linac4 source

In-progress documentation:

- <https://zenodo.org/record/4580369>

Pre-compiled binaries and **more up-to-date documentation** are available here:

- <https://gitlab.cern.ch/rf-track>

The end.

Thank you for your attention!

Acknowledgements: many thanks for their contributions to Avni Aksoy, Javier Olivares Herrador, Vlad Musat, Bernd Stechauner, Elena Fol, Mohsen Kelisani, Yongke Zhao, Yanliang Han, Costanza Agazzi, Laura Gambino.