

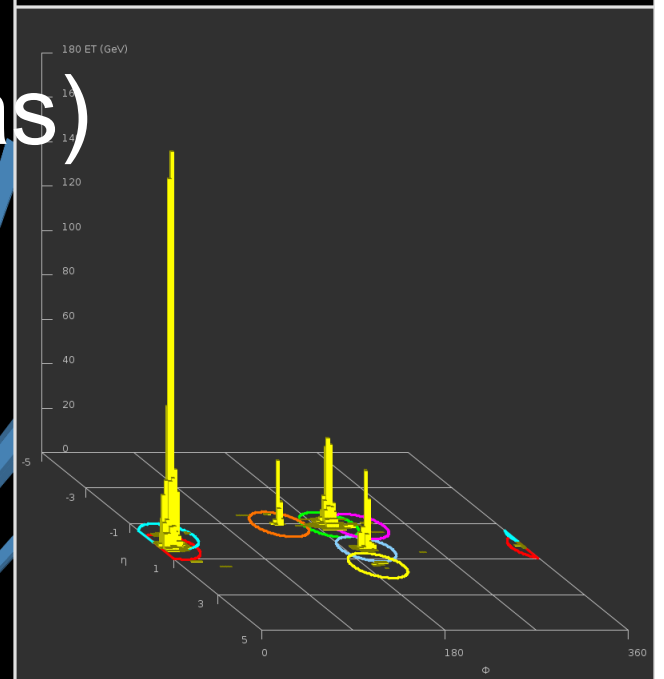
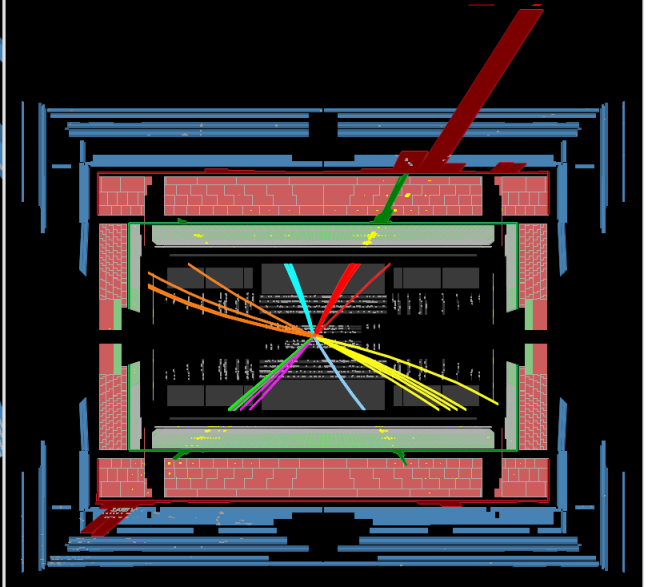


Some Jet/Early Physics  
Results from ATLAS  
(+ my personal interests/bias)  
Joey Huston  
Michigan State University



Run Number: 159224, Event Number: 3533152

Date: 2010-07-18 11:05:54 CEST



Boston Jet Workshop Jan. 12-14

# Google search on 'Boston Jet Workshop'


Looking for cheap Boston Jet Lighter Torches? You can find at LightInTheBox!

on/Boston\_Jet-Lighter-Torches\_r146c3138.html

Search:

English · Français · Español · Deutsch · Italiano · Português · Currency: US\$ · Welcome! Sign in or New guest · My Orders · Help · Live Chat

Lightinthebox.com Shopping Global One World One Price

party dresses  Search  Shopping Cart

WEDDINGS & EVENTS CELL PHONES ELECTRONICS CAR TECH HOMEWARES BEAUTY FASHION MINI ALL CATEGORIES

Regions > United Kingdom > Boston > Boston Jet Lighter Torches

**Boston**









Narrow by Category

- < Boston Toys and Hobbies
- Boston Cosplay and Costumes
- Boston Radio Control
- Boston Cigar Pipes and Cases
- Boston BB Guns(Toys)
- Boston Camping & Hiking Needs
- Boston Gifts
- Boston Jet Lighter Torches >**
- Boston Knives & Tools
- Boston LED Gadgets
- Boston Lifestyle Gadgets
- Boston Microscopes & Magnifiers
- Boston Photo & Camera
- Boston Practical Joke Gadgets
- Boston Toys For ALL Ages

Trustful Wholesale from China

wholesale Boston Jet Lighter Torches from china, dropship cheap Boston Jet Lighter Torches, supplies discount Boston Jet Lighter Torches

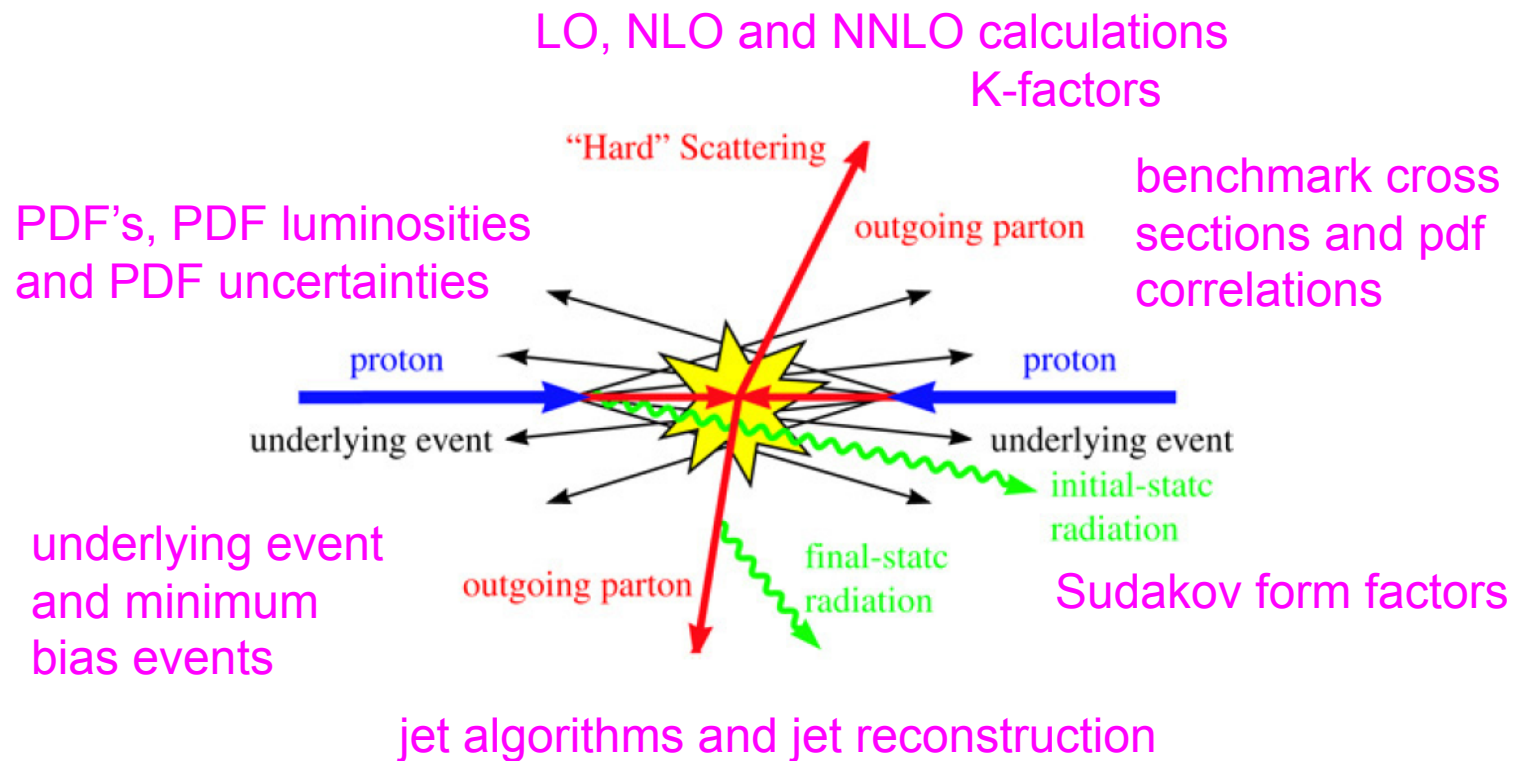
Lighter Torches by price, popularity, name or availability to guarantee the greatest savings on Jet Lighter Torches for you! LightInTheBox.com supplies huge selections of Jet Lighter Torches products for the people who live in Boston, United Kingdom. You can buy best Boston Jet Lighter Torches in LightInTheBox.com at cheap price, enjoy online shopping now!

 <p>Cigarette- shaped Butane Lighter</p> <p>FREE SHIPPING</p> <p>US\$ 1.50</p> <p>★★★★★ 17 reviews</p> <p>FEATURED</p>	 <p>Coke Cup Shaped Butane Jet Torch Light</p> <p>FREE SHIPPING</p> <p>US\$ 3.31</p> <p>Write a review</p> <p>FEATURED</p>	 <p>Bulb Shaped Wind-proof Lighter (Red Lighting)</p> <p>FREE SHIPPING</p> <p>US\$ 3.99</p> <p>Write a review</p> <p>FEATURED</p>	 <p>Rifle Style Butane Lighter</p> <p>FREE SHIPPING</p> <p>US\$ 6.99</p> <p>★★★★★ 1 review</p> <p>FEATURED</p>
 <p>HONEST Extra Large Butane Jet Workshop Torch</p> <p>FREE SHIPPING</p> <p>US\$ 3.88</p> <p>★★★★★ 1 review</p>	 <p>10 PCS Cigarette Case Lighter</p> <p>FREE SHIPPING</p> <p>US\$ 4.99</p> <p>Write a review</p>	 <p>Milk Cow Shaped Butane Jet Torch Lighter with Moo Sound Effects</p> <p>FREE SHIPPING</p> <p>US\$ 3.24</p> <p>Write a review</p>	 <p>Doggy Butane Lighter with Flashing LED Bone and Barking Sound Effects</p> <p>FREE SHIPPING</p> <p>US\$ 3.50</p> <p>Write a review</p>

now we know what they're going to give us instead of a backpack

# Rediscovering the Standard Model

(my phrase by the way: circa 2004)



First results for underlying event, minimum bias, photons, leptons, jets, missing  $E_T$ , benchmark cross sections ( $W/Z$ ,  $W/Z$  + jets, top)

# ATLAS detector

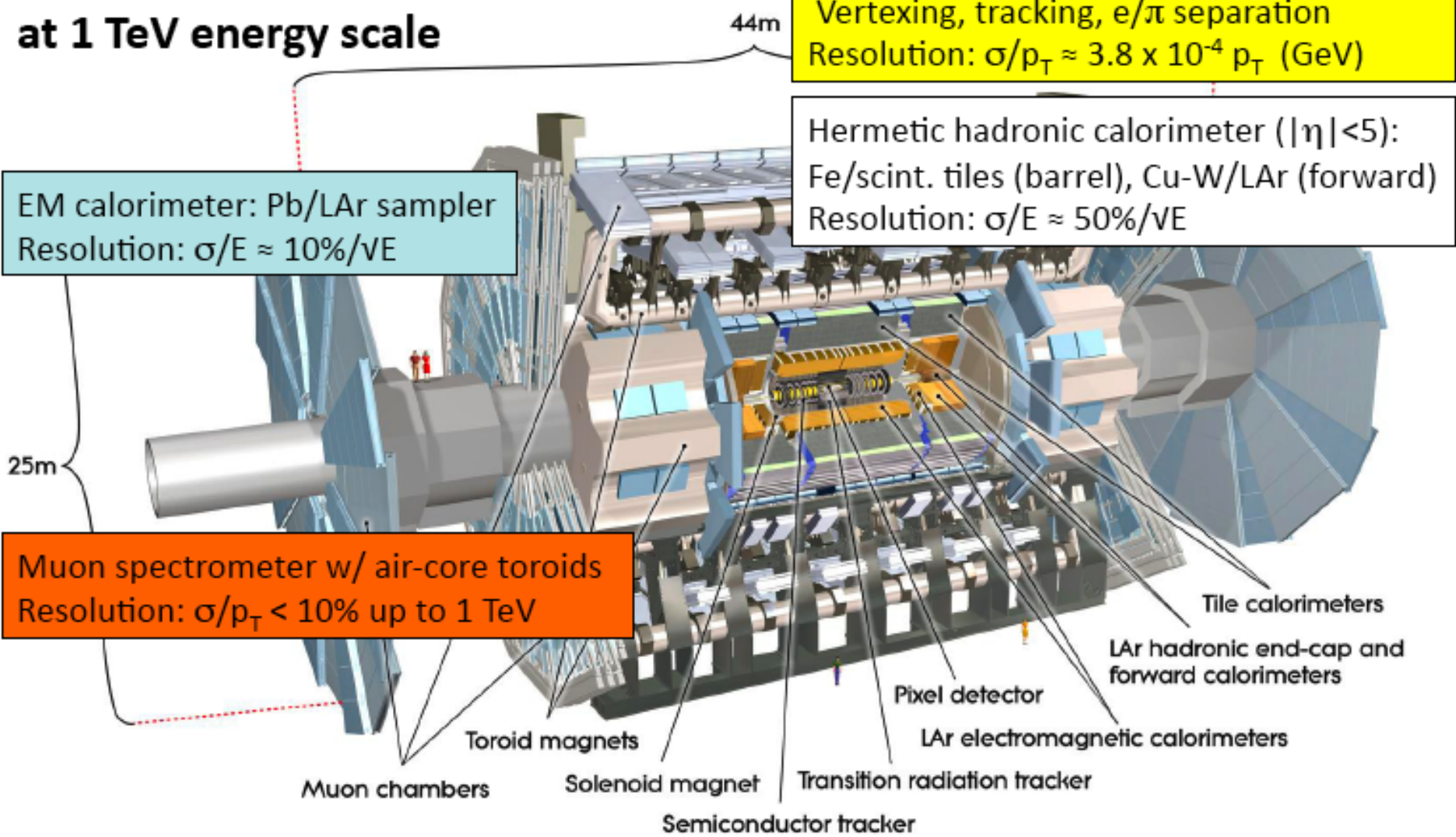
**Designed for discovery  
at 1 TeV energy scale**

Inner detector: Si strips/pixels; TRT straws  
Vertexing, tracking,  $e/\pi$  separation  
Resolution:  $\sigma/p_T \approx 3.8 \times 10^{-4} p_T$  (GeV)

Hermetic hadronic calorimeter ( $|\eta| < 5$ ):  
Fe/scint. tiles (barrel), Cu-W/LAr (forward)  
Resolution:  $\sigma/E \approx 50\%/ \sqrt{E}$

EM calorimeter: Pb/LAr sampler  
Resolution:  $\sigma/E \approx 10\%/ \sqrt{E}$

Muon spectrometer w/ air-core toroids  
Resolution:  $\sigma/p_T < 10\%$  up to 1 TeV



# ATLAS detector

Designed for discovery  
at 1 TeV energy scale

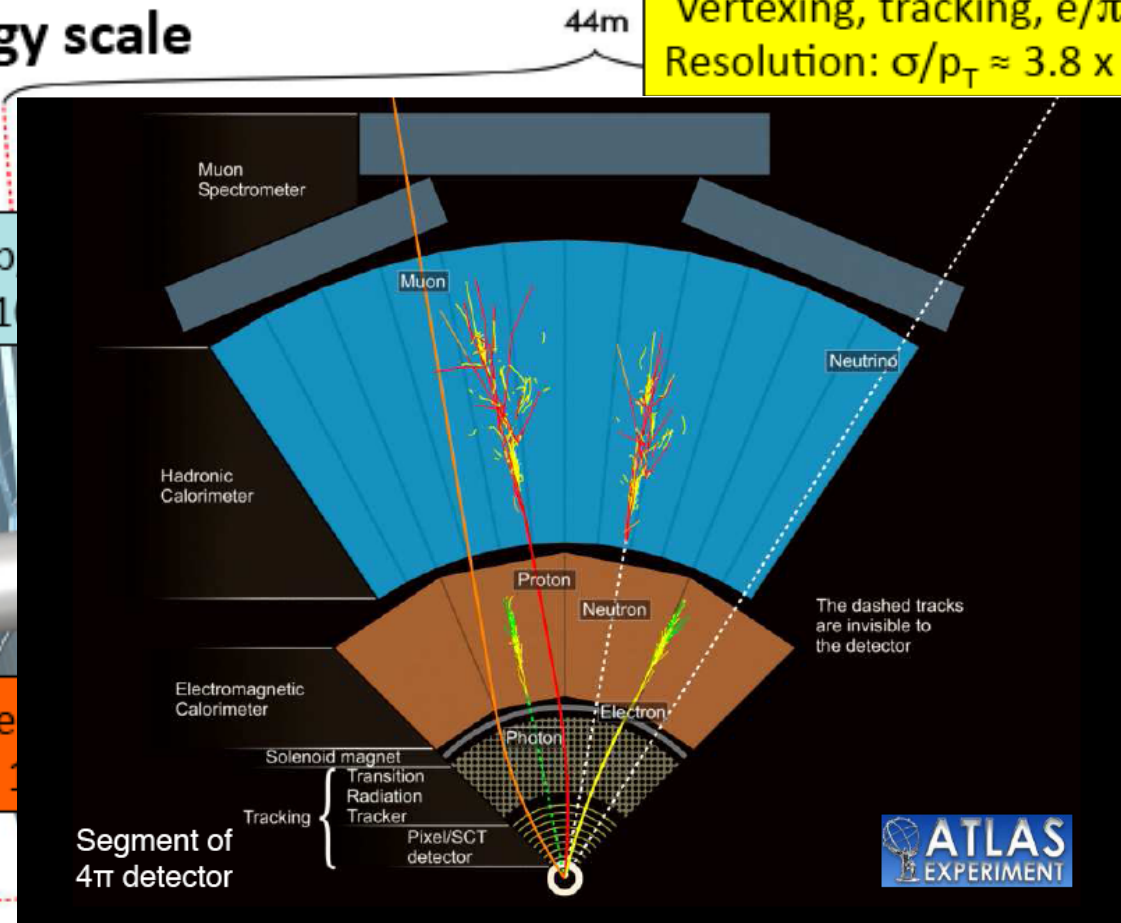
Inner detector: Si strips/pixels; TRT straws  
Vertexing, tracking, e/ $\pi$  separation  
Resolution:  $\sigma/p_T \approx 3.8 \times 10^{-4} p_T$  (GeV)

EM calorimeter: Pb  
Resolution:  $\sigma/E \approx 1\%$


Calorimeter ( $|\eta| < 5$ ):  
u-W/LAr (forward)  
Pb (central)

25m

Muon spectrometer  
Resolution:  $\sigma/p_T < 1\%$



The dashed tracks are invisible to the detector



Tile calorimeters  
Hadronic end-cap and forward calorimeters

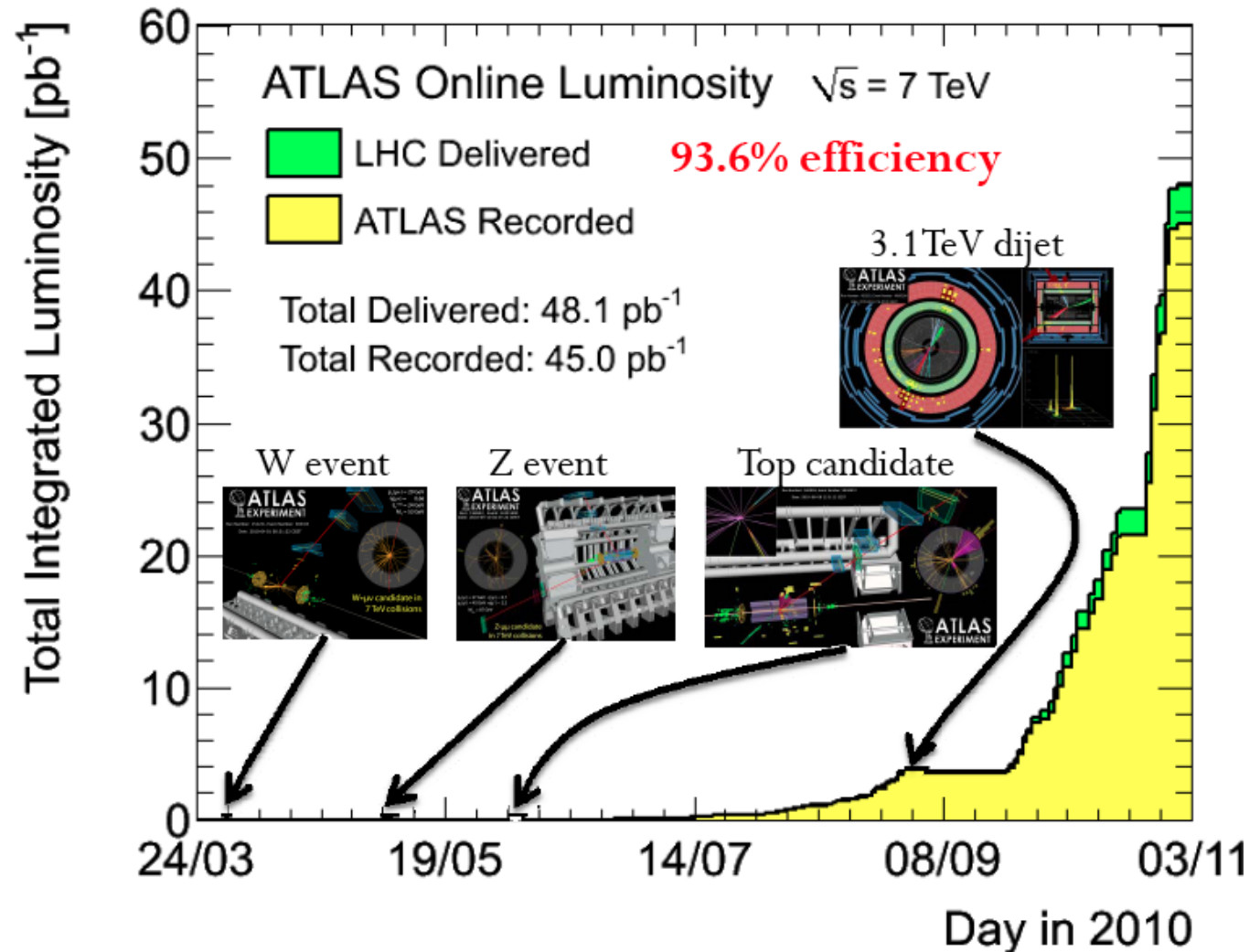
Toroid magnets  
LAr electromagnetic calorimeters  
Muon chambers  
Solenoid magnet  
Transition radiation tracker  
Semiconductor tracker

# ATLAS physics

- Results with up to  $3 \text{ pb}^{-1}$

online luminosity calibrated with dedicated van der Meer scans (see ATLAS-CONF-2010-060)

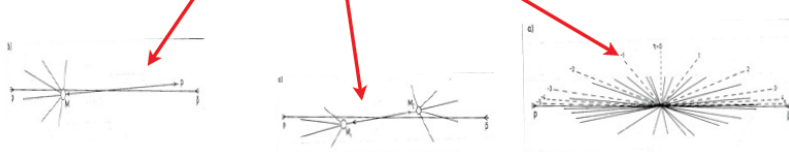
luminosity uncertainty  $\sim 11\%$



All subdetectors operating at  $>97\%$

# Measuring min bias events in ATLAS

$$\sigma_{tot} = \sigma_{elas} + \sigma_{s.dif} + \sigma_{d.dif} + \sigma_{n.dif}$$



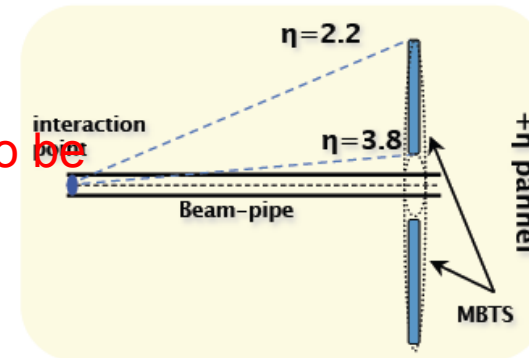

► Data: **Arthur Moraes CTEQ-LPC workshop**

- 900 GeV sample: ~455K events (PLB March'10)
- 7 TeV sample: ~370K (ATLAS-CONF-2010-024) & ~10M (ATLAS-CONF-2010-046) events

► Event selection:

- Single-arm trigger: require  $\geq 1$  MBTS counter to fire on either side
- At least one primary vertex reconstructed
- No additional primary vertices
- Require:  $\geq 1$  track,  $p_T > 500\text{MeV}$  (ATLAS-CONF-2010-024) or  $\geq 2$  tracks,  $p_T > 100\text{MeV}$  (ATLAS-CONF-2010-046),  $|\eta| < 2.5$

Minimum Bias Trigger Scintillators (MBTS)



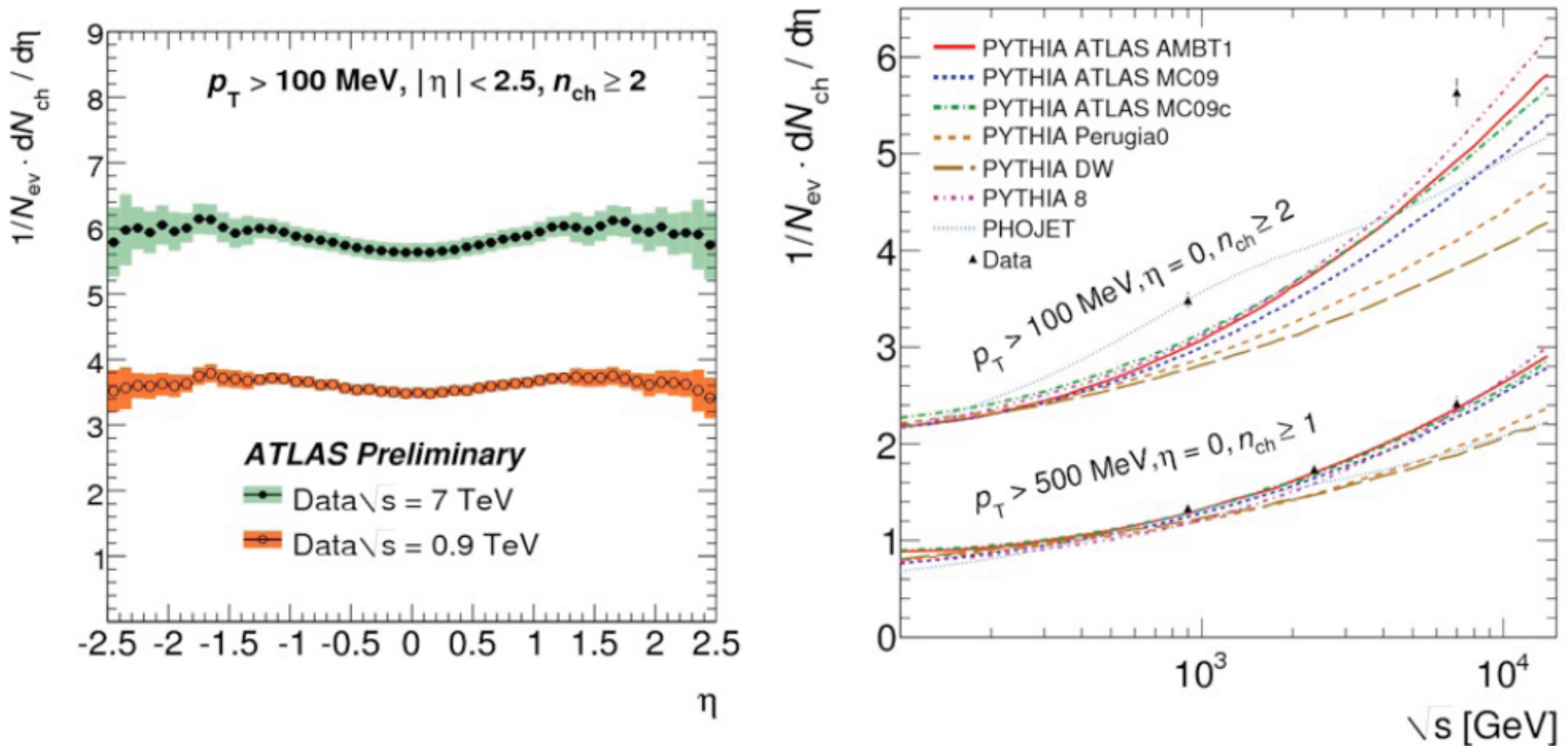
...so minimum bias is basically what you define it to be

Trigger efficiency ~99% (slightly lower for low- $p_T$  analysis)

Cosmic ray background  $< 10^{-6}$  and beam backgrounds  $< 0.1\%$

Pile-up removal ~0.2%, residual rate from pile-up ~0.01%

# Track multiplicities at 900 GeV and 7 TeV

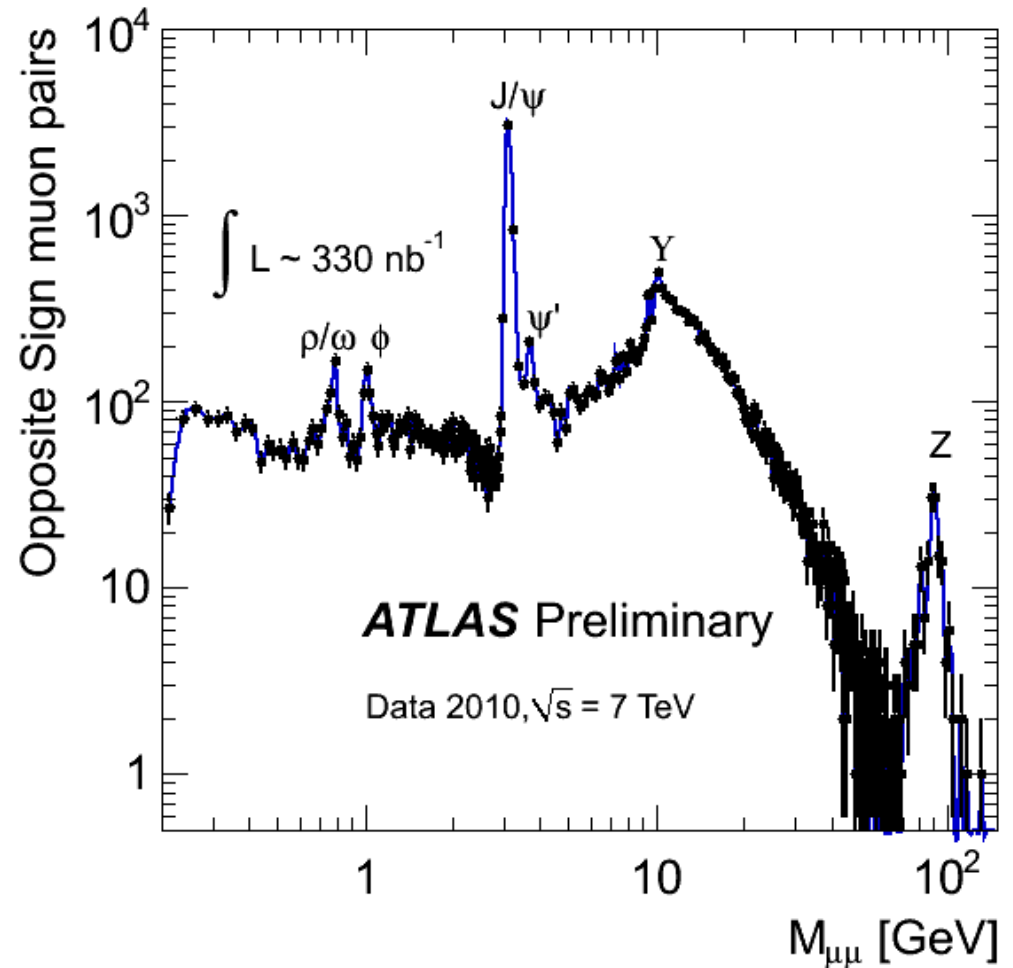


► Major improvement: track  $p_T$  threshold reduced from **500 MeV** to **100 MeV** (probing softer particle production). Measurements at 7 TeV were made over a much larger sample ( $\sim 10\text{M}$  events) than in the previous analysis.



# Leptons: dimuon mass spectrum

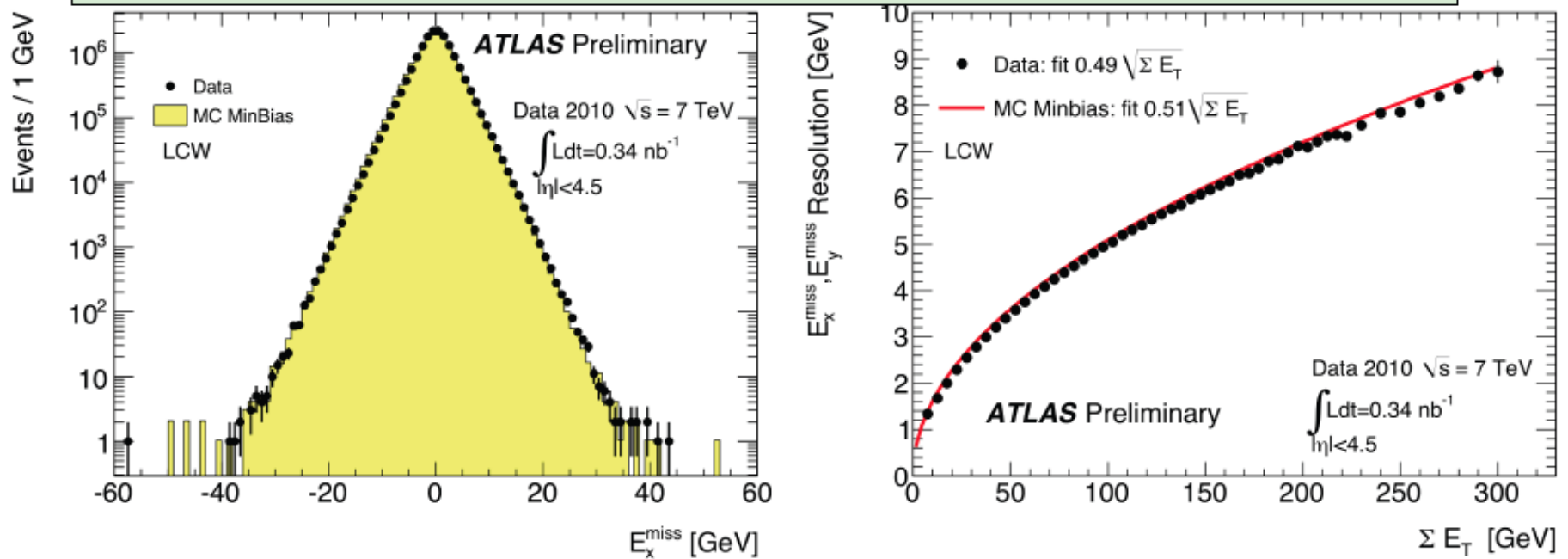
- Opposite sign muons reconstructed in both inner detector and muon spectrometer, using 6 GeV/c muon trigger
- Dimuon mass spectrum mapped across 3 orders of magnitude from  $\sim 100$  MeV to  $\sim 200$  GeV



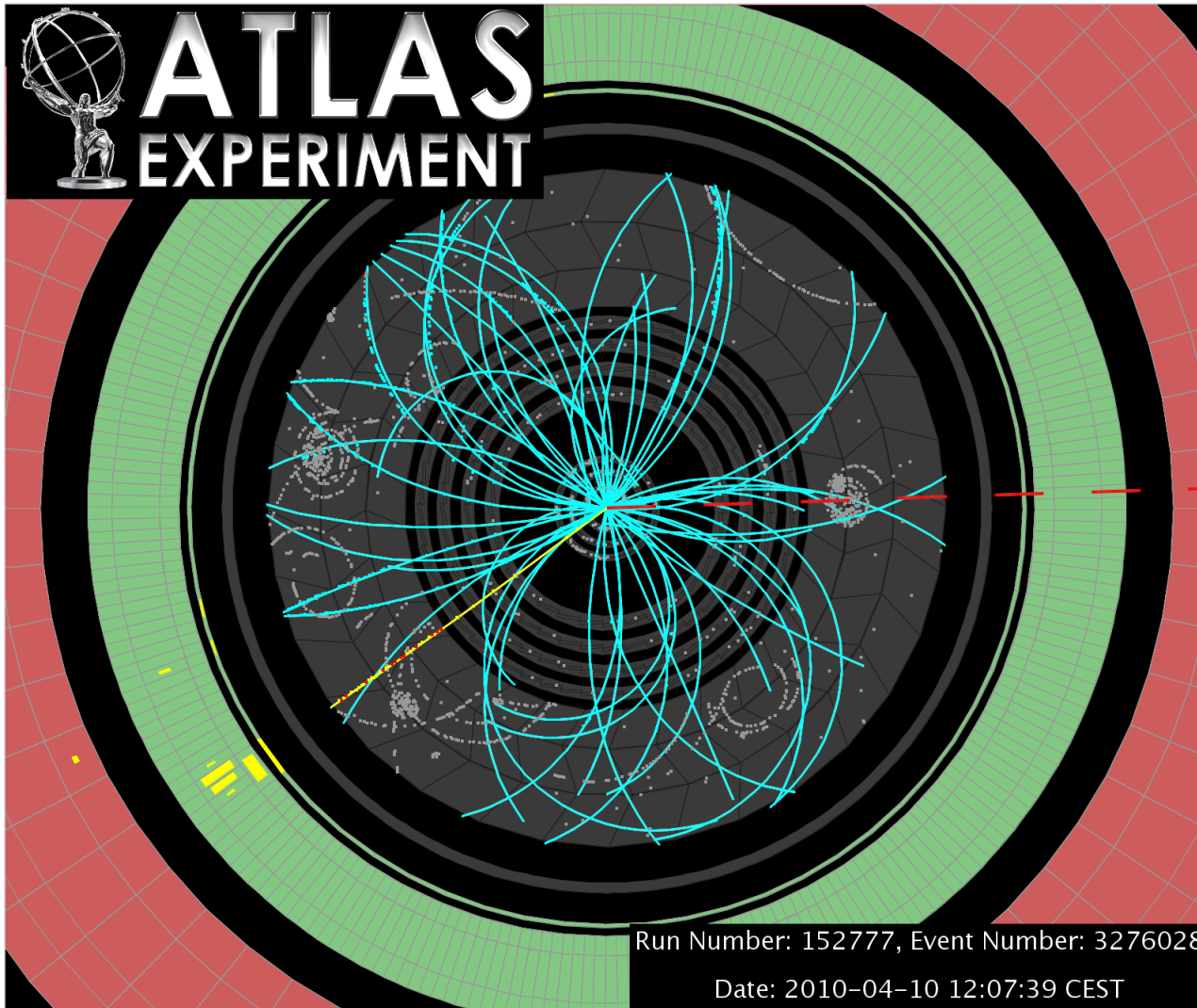
# Missing $E_T$ resolution

- Best resolution needed to detect presence of neutrinos/non-interacting particles from new physics
- Using topological clusters of calorimeter cells, with calibration determined for each component based on estimate of hadronic component

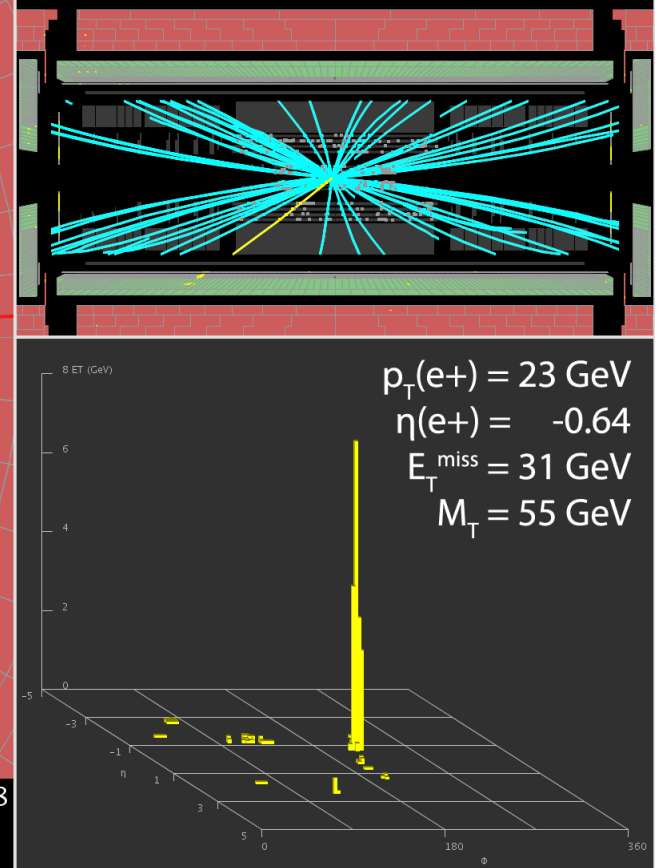
Resolutions measured on 15 million selected minimum bias events at 7 TeV



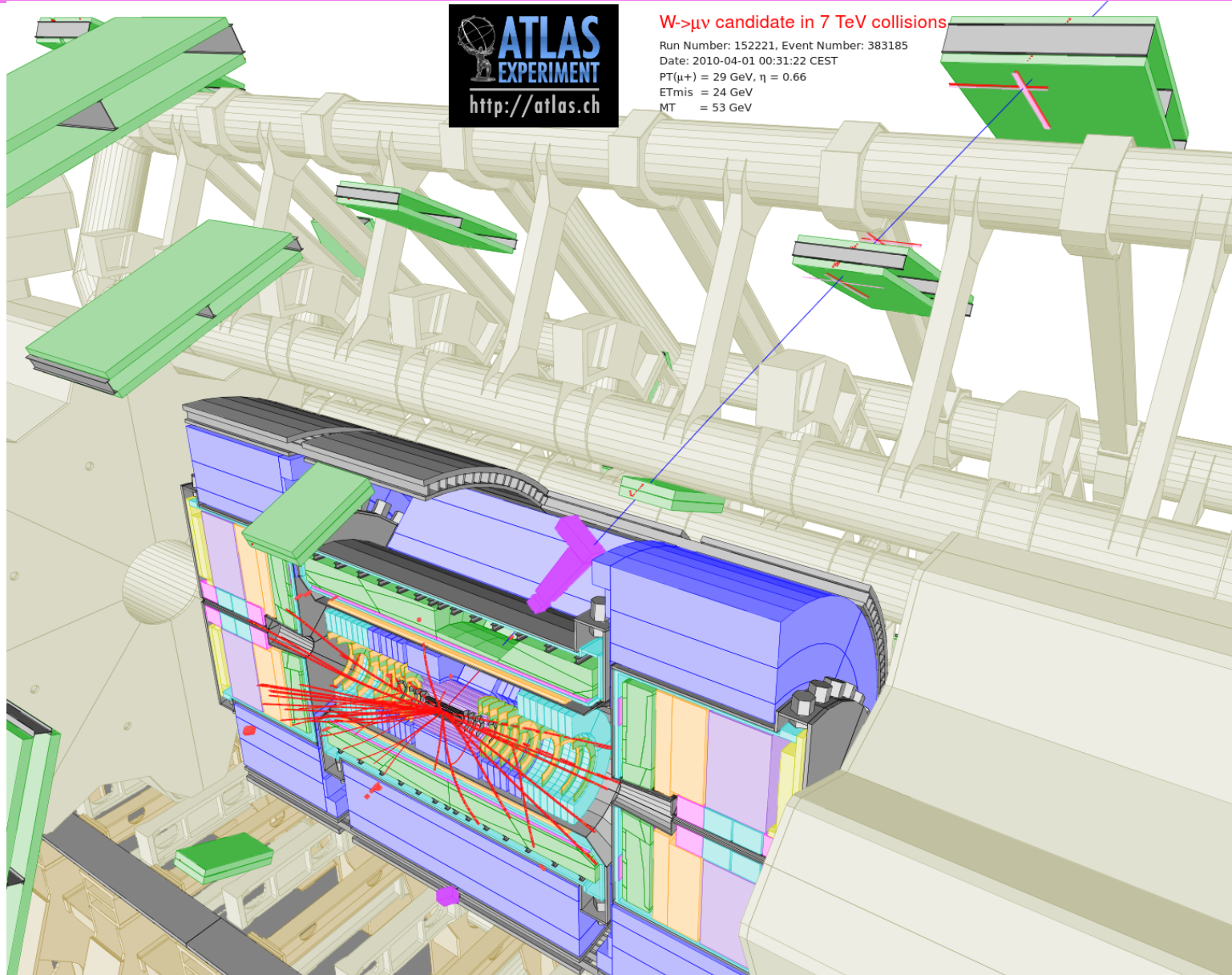
# Leptons + missing $E_T$ : W/Z production



W $\rightarrow$ ev candidate in  
7 TeV collisions



# Leptons + missing $E_T$ : W/Z production



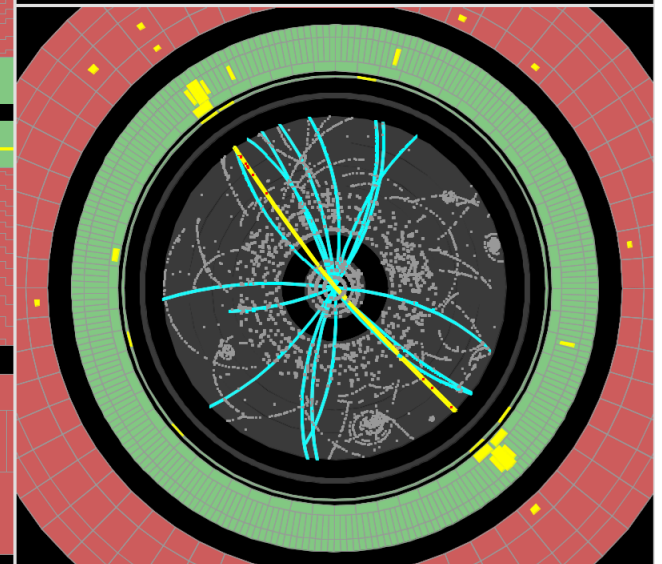
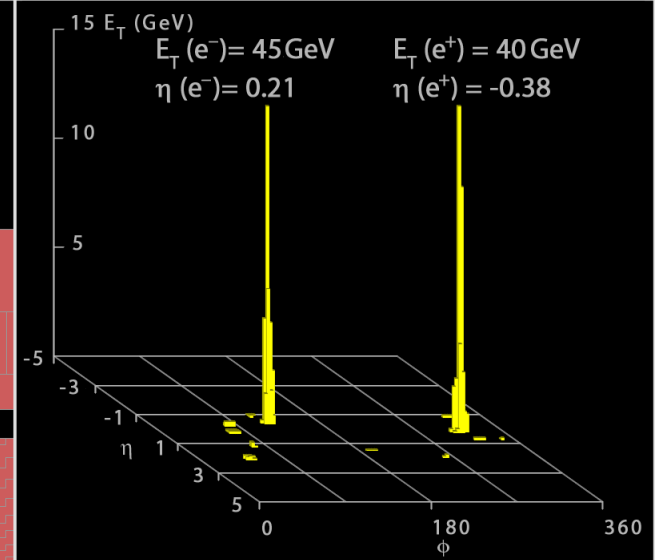
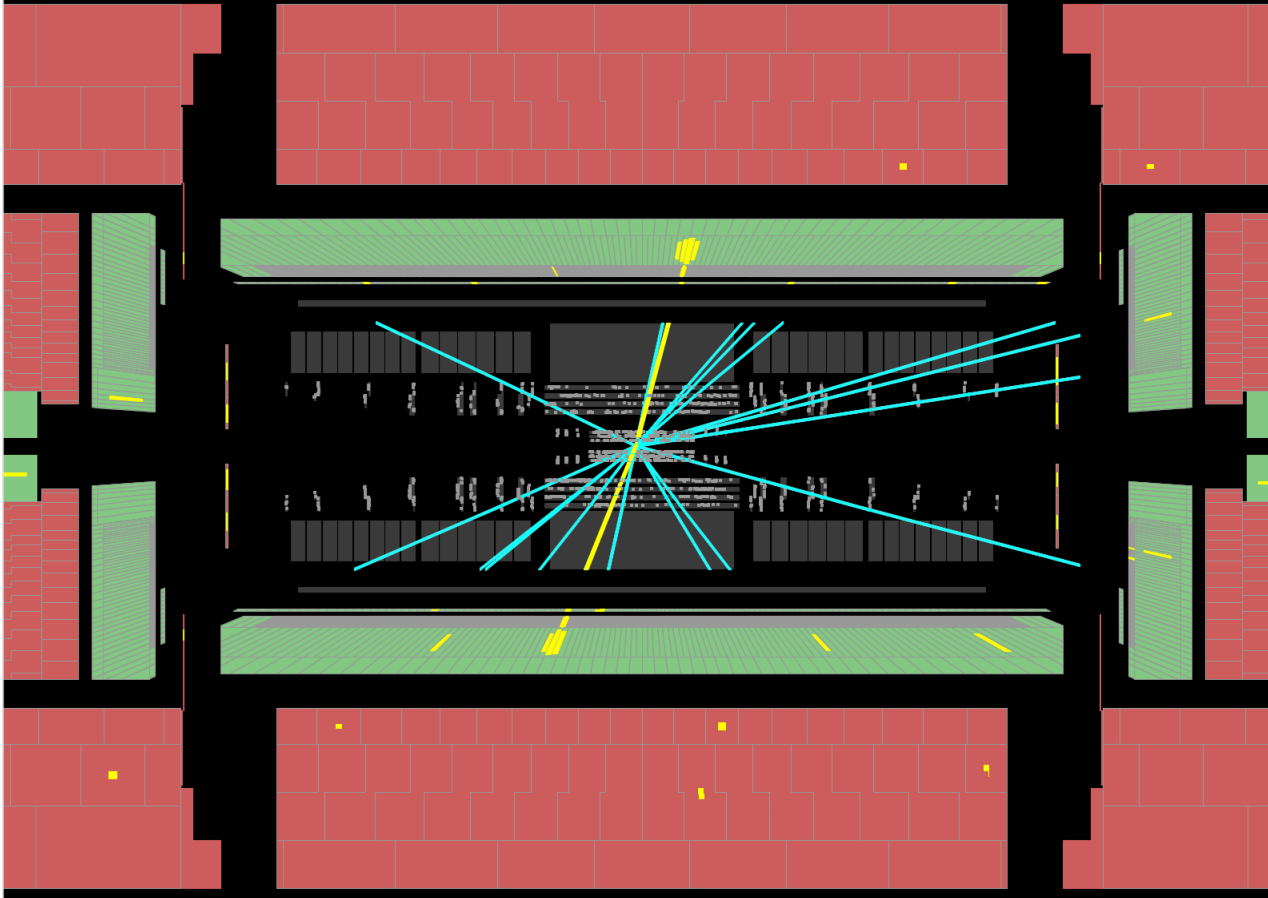
# Z $\rightarrow$ e $^+$ e $^-$



Run Number: 154817, Event Number: 968871  
Date: 2010-05-09 09:41:40 CEST

$M_{ee} = 89$  GeV

Z $\rightarrow$ ee candidate in 7 TeV collisions



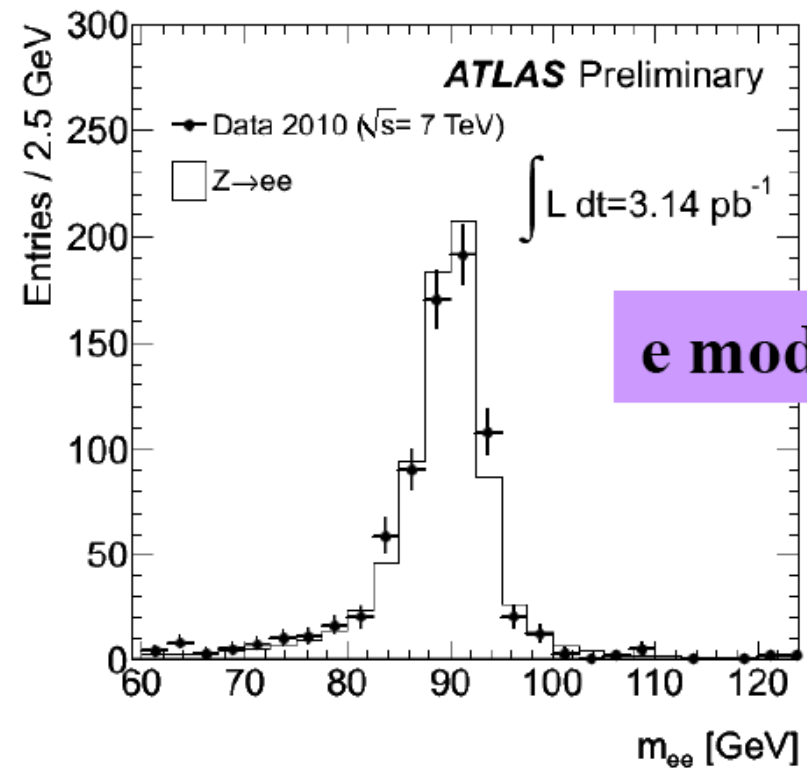
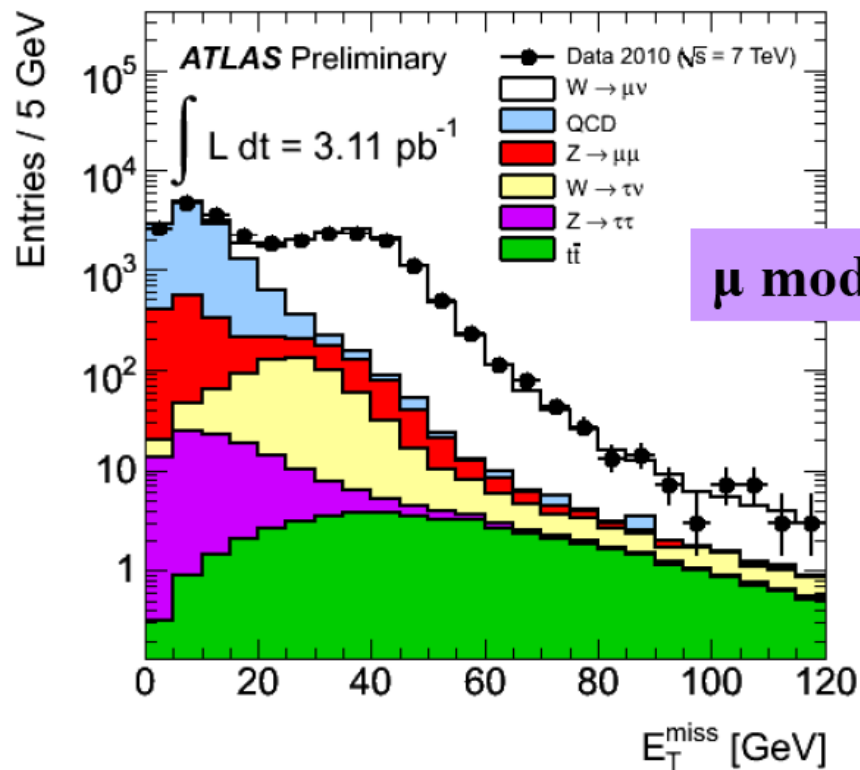
# W and Z rediscovery: these are the primary benchmark cross sections

- W

- ◆  $e(\mu) E_T > 20 \text{ GeV}; |\eta| < 2.5$   
(2.4)
- ◆ missing  $E_T > 25 \text{ GeV}$
- ◆ transverse mass  $> 40 \text{ GeV}$

- Z

- ◆  $e(\mu) E_T > 20 \text{ GeV}; |\eta| < 2.5$   
(2.4)
- ◆  $66 < m_{ll} < 116 \text{ GeV}$



# W/Z $p_T$ distributions

- BFKL effects may broaden the  $p_T$  distributions for W and Z production (at least in some kinematics regions)
- But, expect broader  $p_T$  distributions at LHC than at Tevatron from DGLAP alone (lower x partons, more phase space for gluon emission)

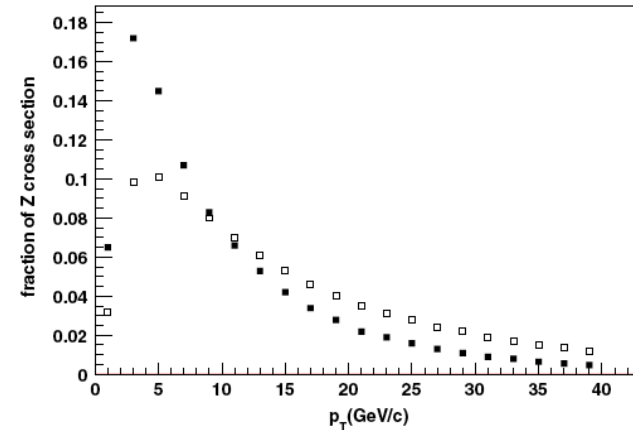
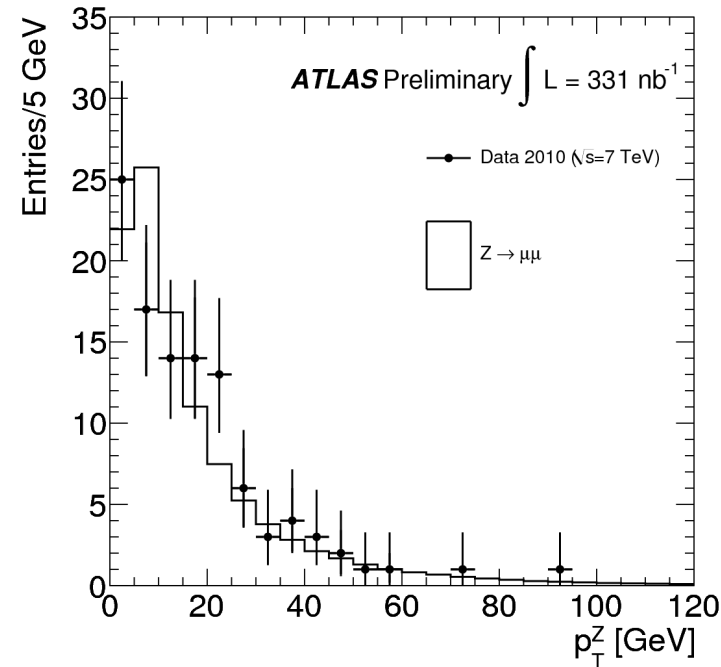
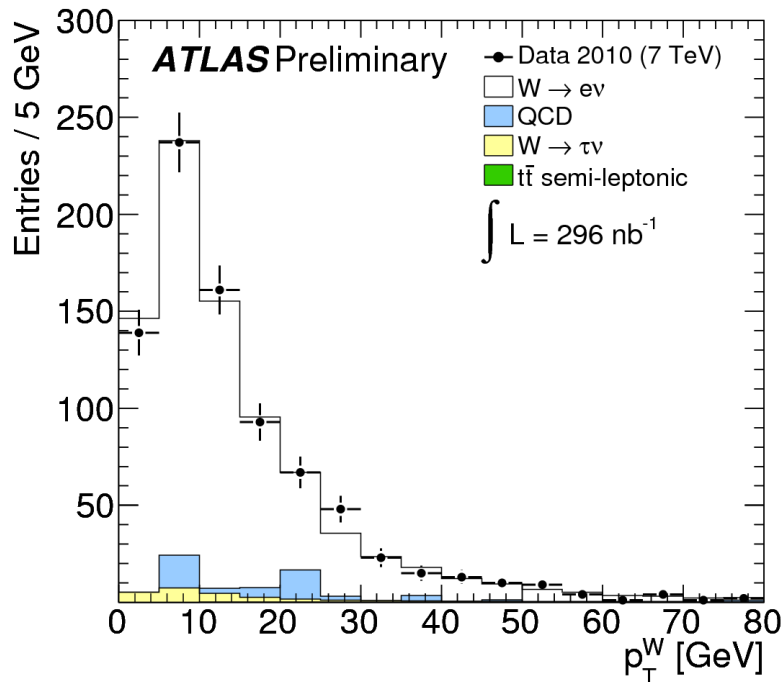


Figure 89. Predictions for the transverse momentum distributions for Z production at the Tevatron (solid squares) and LHC (open squares).



# W/Z cross sections

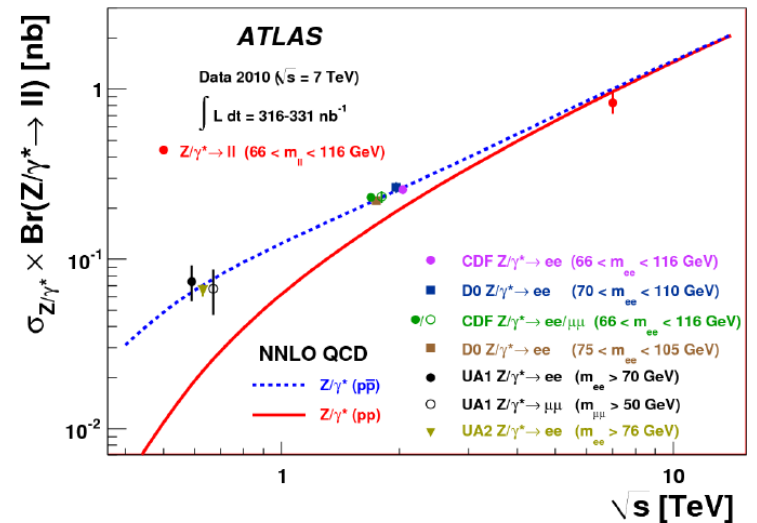
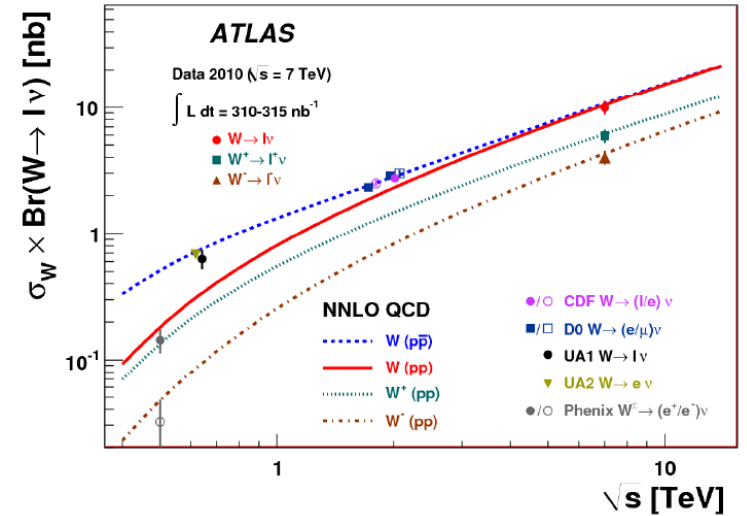
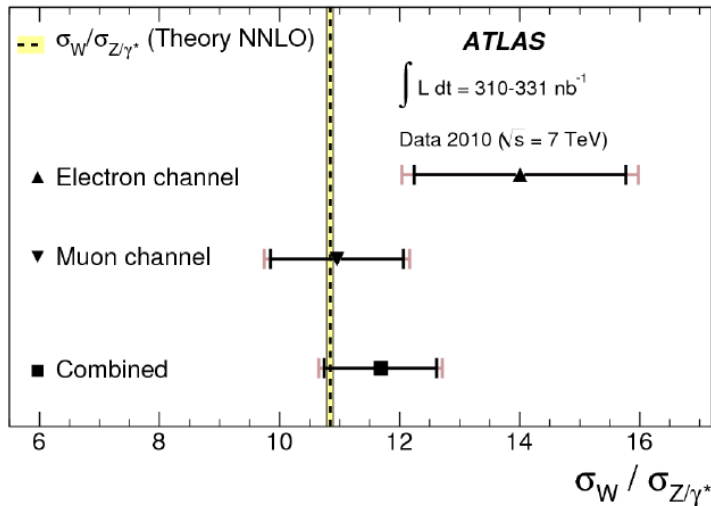
$$\sigma_W^{tot} \cdot BR(W \rightarrow l\nu) = 9.96 \pm 0.23(stat) \pm 0.50(syst) \pm 1.10(lumi)nb$$

$$\sigma_Z^{tot} \cdot BR(Z/\gamma^* \rightarrow ll) = 0.82 \pm 0.06(stat) \pm 0.05(syst) \pm 0.09(lumi)nb$$

(66 < m<sub>ll</sub> < 116 GeV window)

arXiv:1010.2130 (accepted by JHEP)

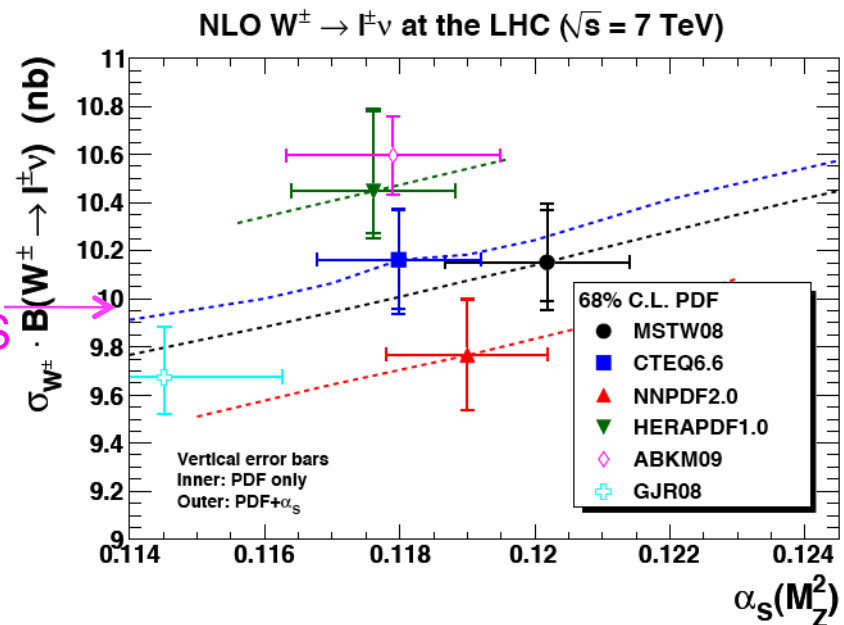
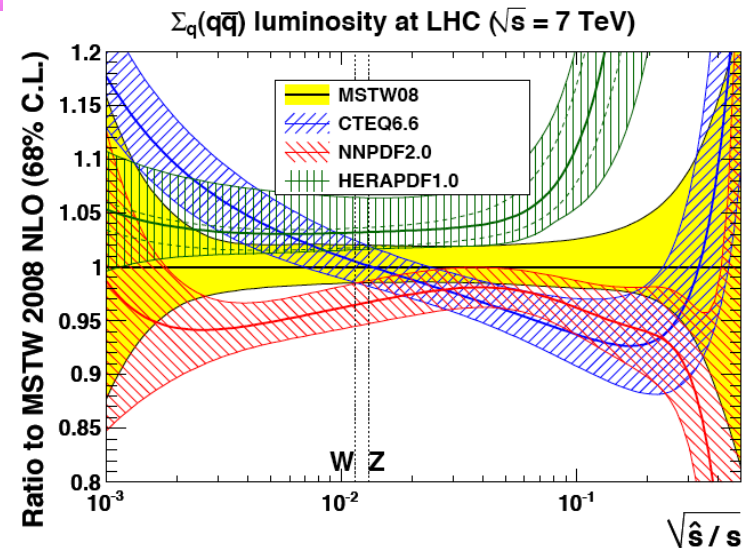
- In reasonable agreement with NNLO predictions for 7 TeV, but still statistics and systematics limited
  - ◆ plus the current 11% luminosity uncertainty
- Both will improve with more data: W and Z will be one of SM benchmark cross sections





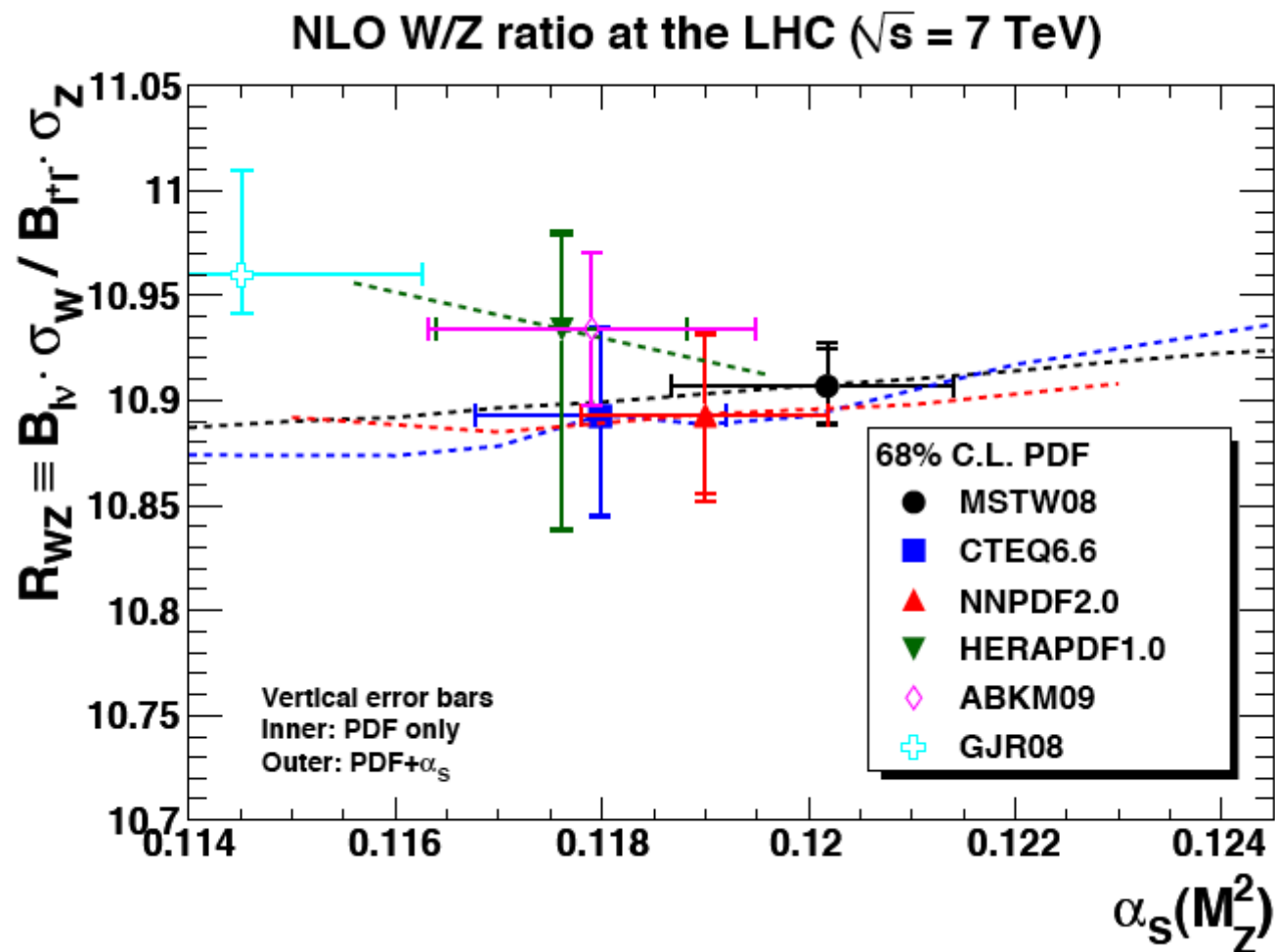
# Aside: PDF4LHC benchmarking

- See [https://wiki.terascale.de/index.php?title=PDF4LHC\\_WIKI](https://wiki.terascale.de/index.php?title=PDF4LHC_WIKI) arXiv:1101.0536
- Look at PDF luminosities from different groups and predictions/ratios for cross sections (from G. Watt)
- CTEQ/MSTW predictions for W cross section/uncertainty in very good agreement
  - ◆ small impact from different  $\alpha_s$  value
  - ◆ similar uncertainty bands
- NNPDF prediction low because of use of ZM-VFNS
- HERAPDF1.0 a bit high because of use of combined HERA dataset



# W/Z ratio

- Good agreement among the PDF groups
- Be a good test for ATLAS with higher statistics



# The LHC will be is a very jetty place

- Total cross sections for  $t\bar{t}$  and Higgs production saturated by  $t\bar{t}$  (Higgs) + jet production for jet  $p_T$  values of order 10-20 GeV/c
- $\sigma_{W+3 \text{ jets}} > \sigma_{W+2 \text{ jets}}$

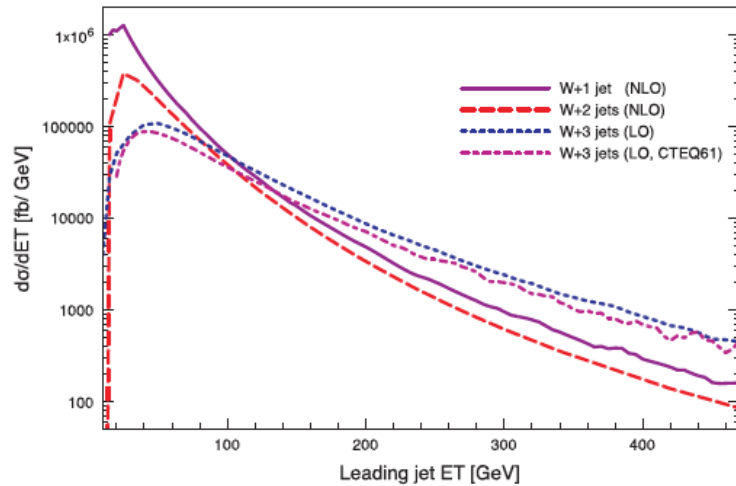


Figure 91. Predictions for the production of  $W + \geq 1, 2, 3$  jets at the LHC shown as a function of the transverse energy of the lead jet. A cut of 20 GeV has been placed on the other jets in the prediction.

- indication that can expect interesting events at LHC to contain many jets (especially from  $gg$  initial states)

14 TeV

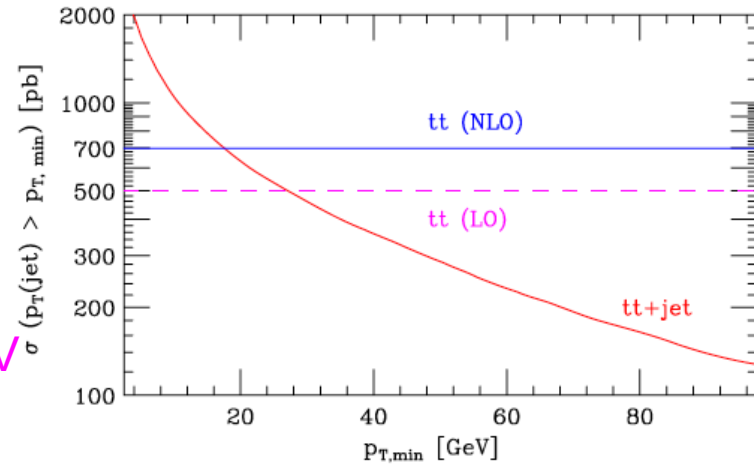


Figure 95. The dependence of the LO  $t\bar{t}$ +jet cross section on the jet-defining parameter  $p_{T,\min}$ , together with the top pair production cross sections at LO and NLO.

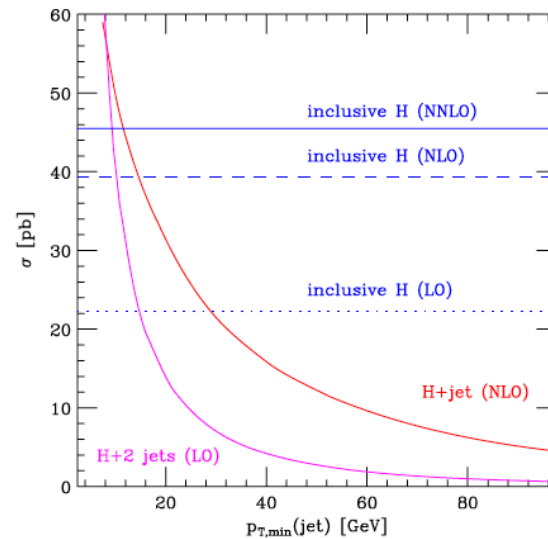
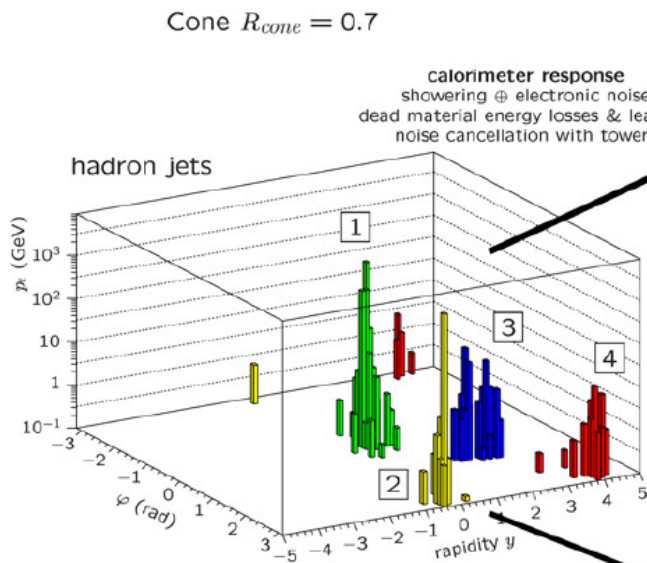


Figure 100. The dependence of the LO  $t\bar{t}$ +jet cross section on the jet-defining parameter  $p_{T,\min}$ , together with the top pair production cross sections at LO and NLO.

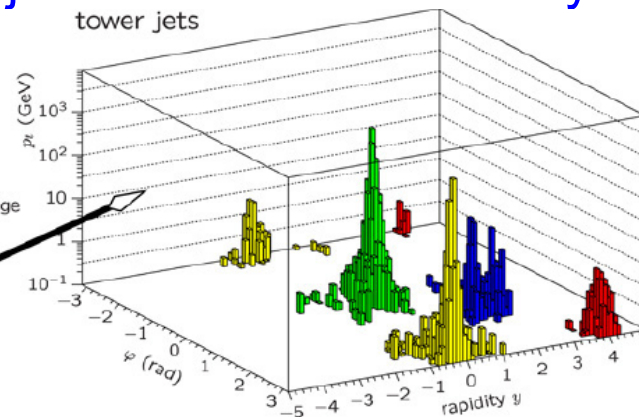
# ATLAS jet reconstruction

- Using locally calibrated topoclusters, ATLAS has a chance to use jets in a dynamic manner not possible in any previous hadron-hadron calorimeter, i.e. to examine the impact of multiple jet algorithms/parameters/jet substructure on every event

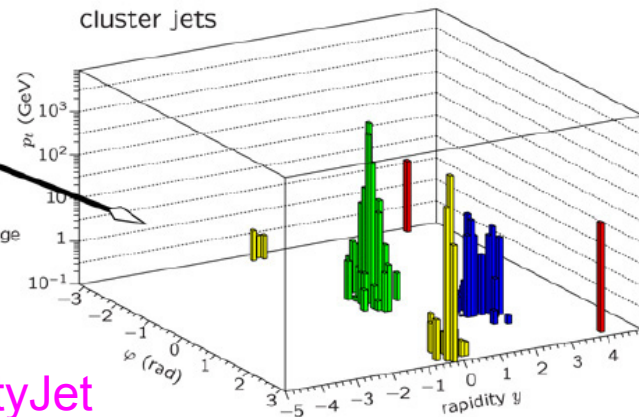
[See talk of Peter Loch](#)



calorimeter response  
showering  $\oplus$  electronic noise  
dead material energy losses & leakage  
noise cancellation with towers



calorimeter response  
showering  $\oplus$  electronic noise  
dead material energy losses & leakage  
cluster bias & noise suppression



blobs of energy in the calorimeter correspond to 1/few particles (photons, electrons, hadrons); can be corrected back to hadron level

rather than jet itself being corrected

similar to running at hadron level in Monte Carlos

One of the motivations for SpartyJet

# Underlying event at the LHC

- Going into the LHC running, there was a fair amount of uncertainty as to the expected level of the underlying event
- Tunes existed for 630 GeV and 1.8/1.96 TeV, but energy extrapolation to 7 TeV depends on models
- Reminder: the UE includes BBR (beam-beam remnants)
  - ◆ soft
- ...as well as multiple parton scatters
  - ◆ semi-hard
- Pythia (or any MC) regulates the dijet cross section adding in a  $p_T$  cutoff
 
$$\frac{1}{\hat{p}_T^4} \rightarrow \frac{1}{(\hat{p}_T^2 + \hat{p}_{T0}^2)^2}$$
- For the Tevatron,  $p_{T0} \sim 2 \text{ GeV}/c$

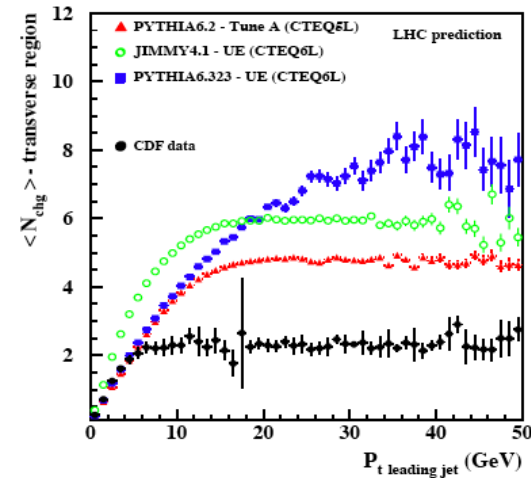
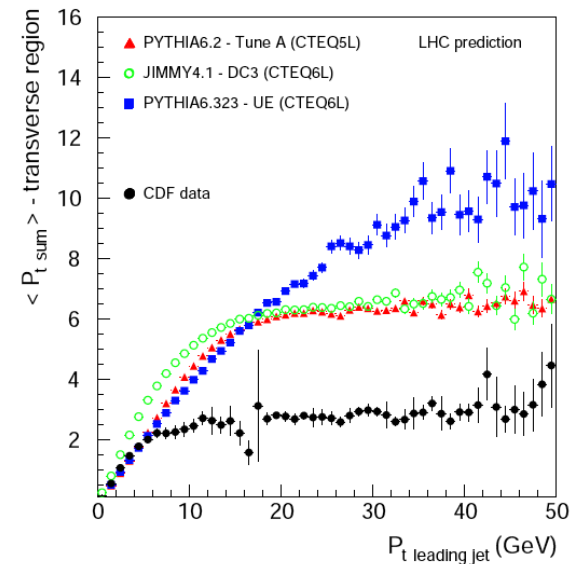
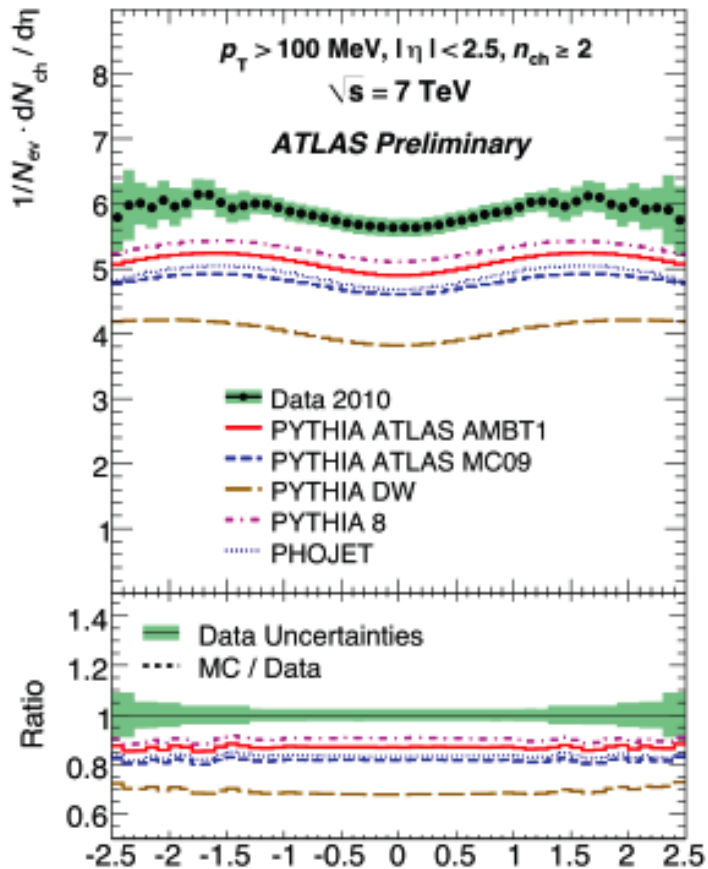


Figure 6: Pythia6.2 - Tune A, Jimmy4.1 - UE and Pythia6.323 - UE predictions for the average charged multiplicity in the underlying event for LHC pp collisions.

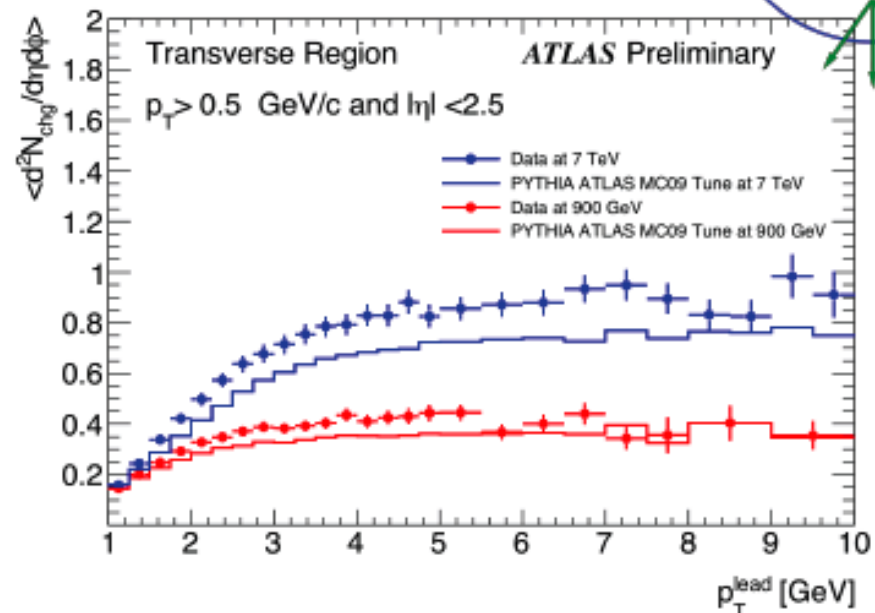
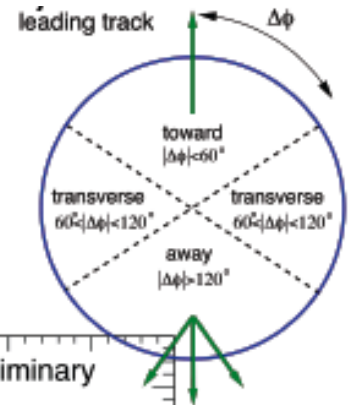


# Underlying event measurements

- The UE affects almost every measurement at the LHC.
- Has to be determined by measurements within the kinematic acceptance of ATLAS and UE tunes for Monte Carlos adjusted to provide (as much as possible) a universal description of the UE at 7 TeV (as done at the Tevatron).
- Tunes used to provide an interface between parton and hadron levels.



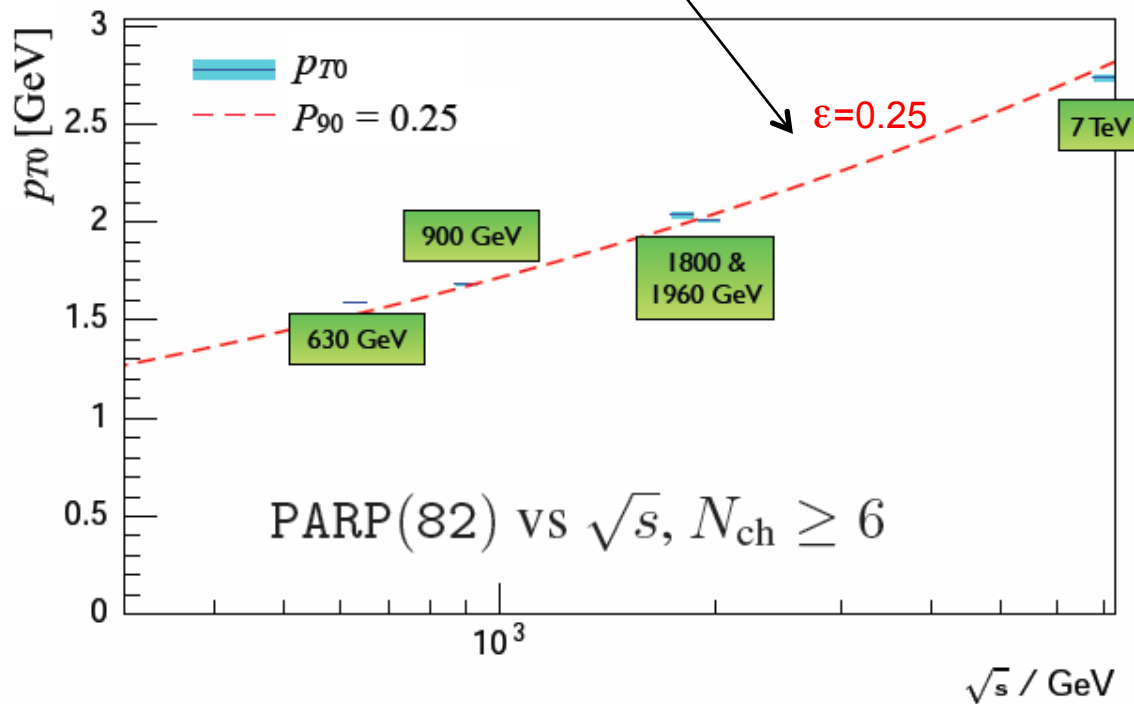
These results contribute to new tunes of Monte Carlo programs



# Underlying event at the LHC

The smaller the value of  $p_{T0}$ , the more multiple scatters there are: the higher the value of  $p_{T0}$ , the *jettier* the scatters are

Pythia model:  $p_{T0} = \left( \frac{E_{cm}}{E_0} \right)^\epsilon$



Peter Skands  
CTEQP-LPC workshop

cf., also, e.g., CMS,  
studies by R. Field

&

Sjöstrand & van Zijl, PRD36(1987)2019

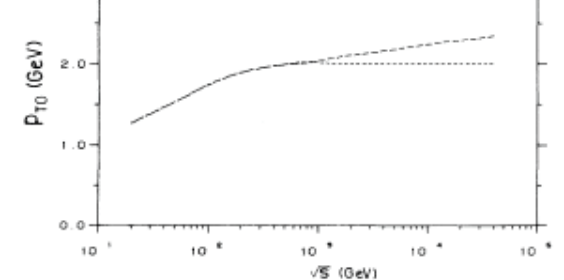


FIG. 8. Values for the cutoff parameter  $p_{T0}$  as a function of c.m. energy, as determined from comparisons with the average charged multiplicity. Dashed line, with a logarithmic extrapolation to higher energies, Eq. (38); dotted line, if assumed constant above 900 GeV.

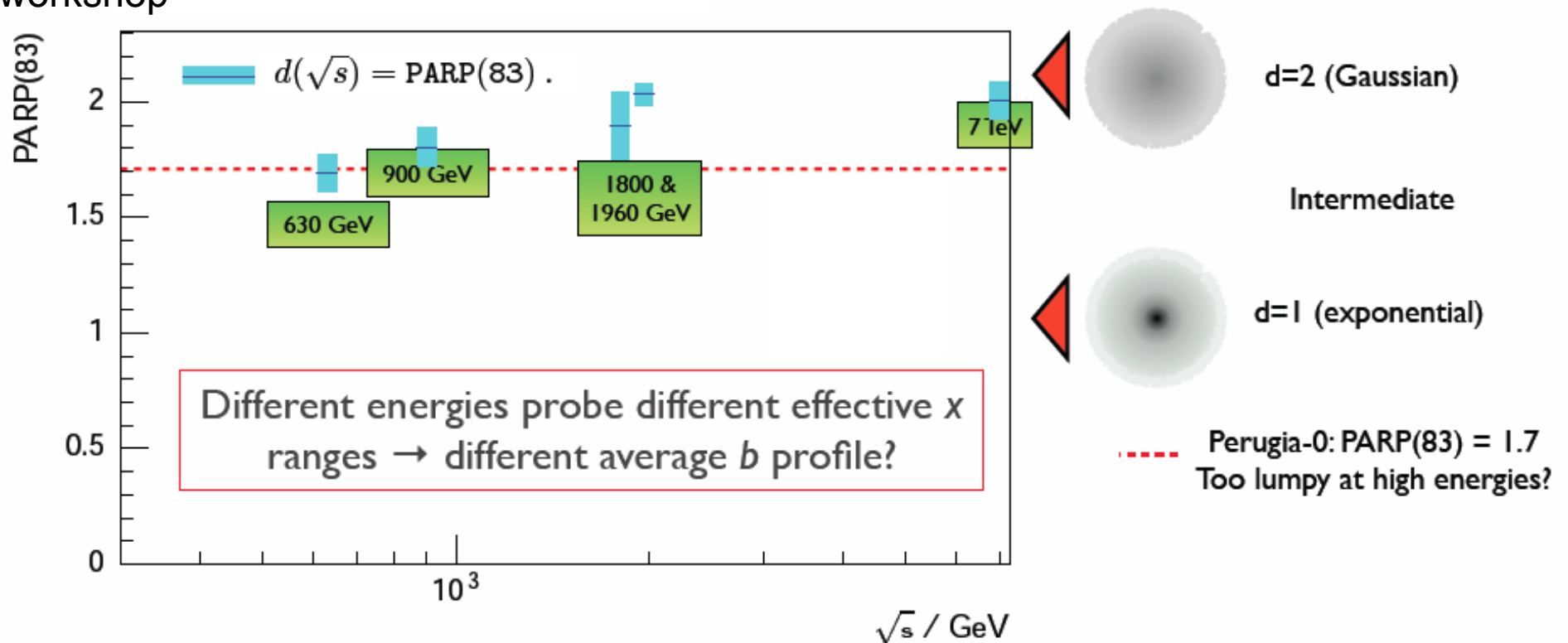
No large deviation from the assumed functional form

(E.g., Tunes A, DW, Perugia-0 use  $\text{Exp} = \text{PARP}(90) = 0.25$ )

# Distributions inside proton

Peter Skands  
CTEQP-LPC  
workshop

Model :  $\mathcal{O}(b) \propto \exp(-b^d)$  (independent of energy)



Hint of departure from Gaussian ( $d=2$ ) at lower  $E_{\text{cm}}$ ?

Interesting to get more independent handles on  $b$  distribution  
+ make more use of 200 and 630 GeV data ?

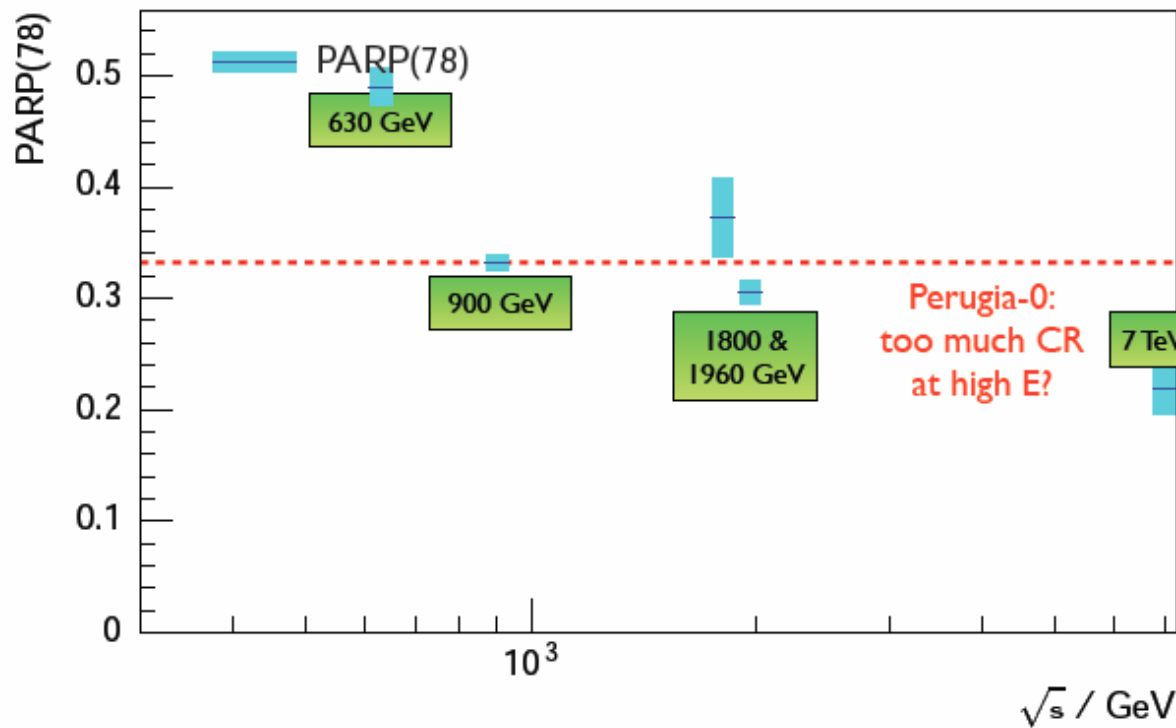


# Color string reconNECTIONS

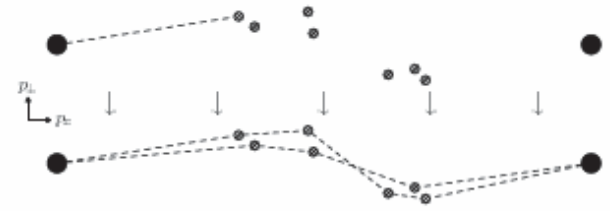
Peter Skands  
CTEQP-LPC  
workshop

**Model** :  $P_{\text{keep}} = (1 \cdot \cdot P_{78})^{n_{\text{int}}}$

(energy dependence implicit through  $\langle n_{\text{int}} \rangle$ )



**High CR**  
→ Short/Few Strings



**Low CR**  
→ Long/Many Strings

Assumption of constant strength not supported by data!  
Underscores the need for better physical understanding

# What do we know...at this point?

- The behavior of the UE at the LHC is roughly what we expected
  - ◆ Pythia Tune DW, created from CDF UE studies, did a fairly good job in predicting behavior at 7 TeV
- But right now we have no model that describes all features of MB collisions at 900 GeV and 7 TeV
  - ◆ ATLAS Tune AMBT1 does a fairly good job on “diffraction-suppressed MB”
  - ◆ it's easier to describe charged track properties for  $p_T > 0.5$  GeV/c than it is for extending down to  $p_T$  values of 100 MeV/c

- Rick Field; arXiv :1010.3558

Table I: PYTHIA 6.4 parameters for the ATLAS Tune AMBT1 [8] and the CMS UE Tune Z1. Parameters not shown are set to their default value.

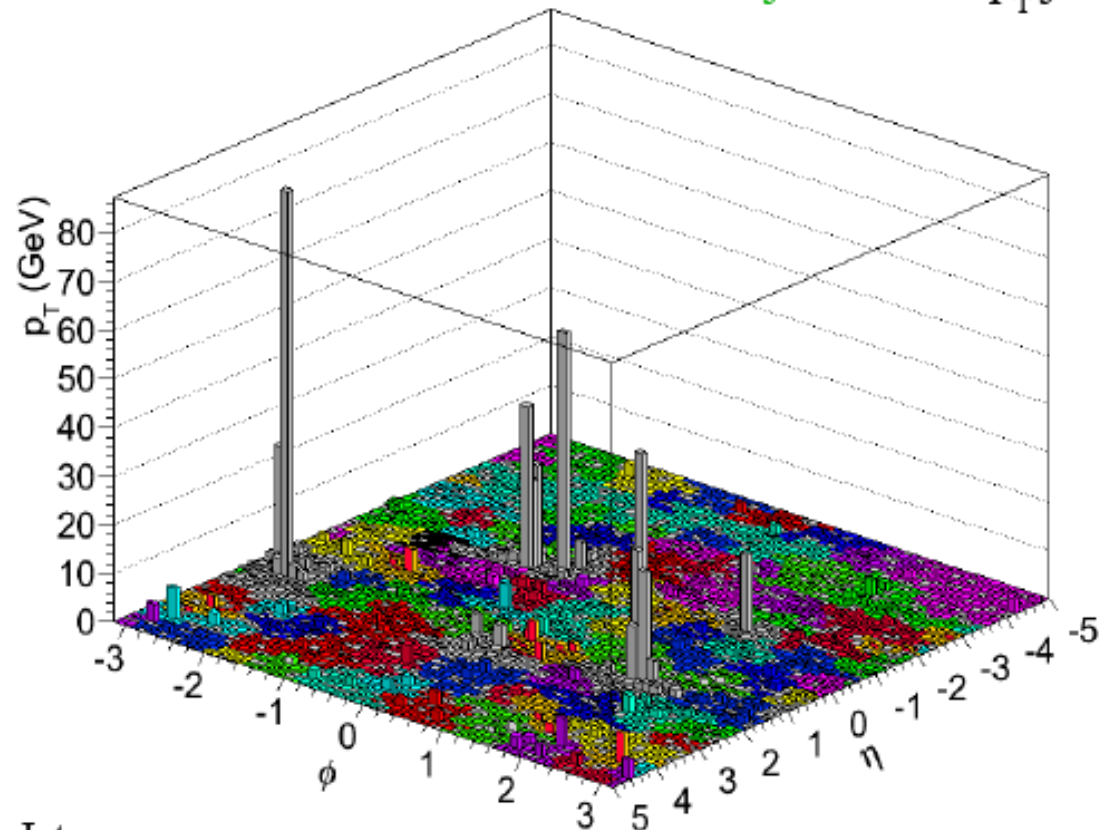
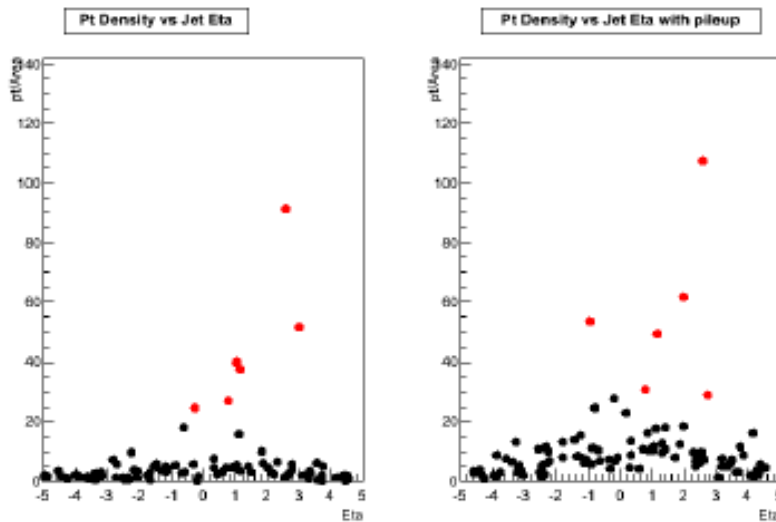
Parameter	Tune Z1	Tune AMBT1
Parton Distribution Function	CTEQ5L	LO*
PARP(82) – MPI Cut-off	1.932	2.292
PARP(89) – Reference energy, $E_0$	1800.0	1800.0
PARP(90) – MPI Energy Extrapolation	0.275	0.25
PARP(77) – CR Suppression	1.016	1.016
PARP(78) – CR Strength	0.538	0.538
PARP(80) – Probability colored parton from BBR	0.1	0.1
PARP(83) – Matter fraction in core	0.356	0.356
PARP(84) – Core of matter overlap	0.651	0.651
PARP(62) – ISR Cut-off	1.025	1.025
PARP(93) – primordial $k_T$ -max	10.0	10.0
MSTP(81) – MPI, ISR, FSR, BBR model	21	21
MSTP(82) – Double gaussian matter distribution	4	4
MSTP(91) – Gaussian primordial $k_T$	1	1
MSTP(95) – strategy for color reconnection	6	6

# Area-based correction: Cacciari/Salam/Soyez

- 1) Find low  $p_T$  jets in event. ( $< 10\text{GeV}$ ) We use kT5jet.
- 2) From these, find average/median  $p_T$  density of event  $\rho$
- 3) Determine area  $A$  of signal jets
- 4) Subtract “pileup/UE” estimate

W+5j event with kT5Jets  
Gray jets = Signal Jets  
Colored jets = Low  $p_T$  jets

$$p_{T\text{corr}} = p_T - \rho A$$



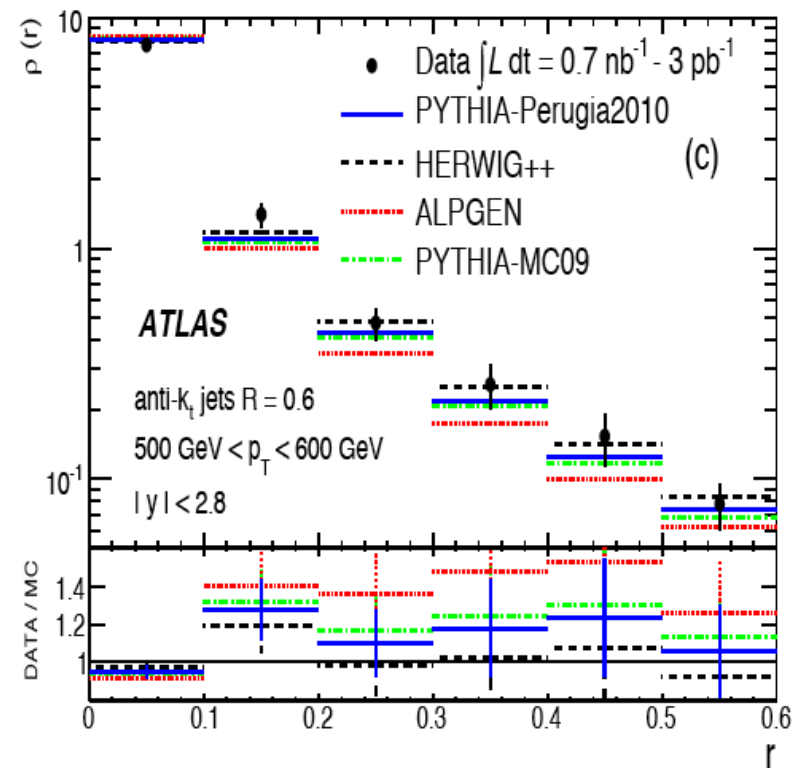
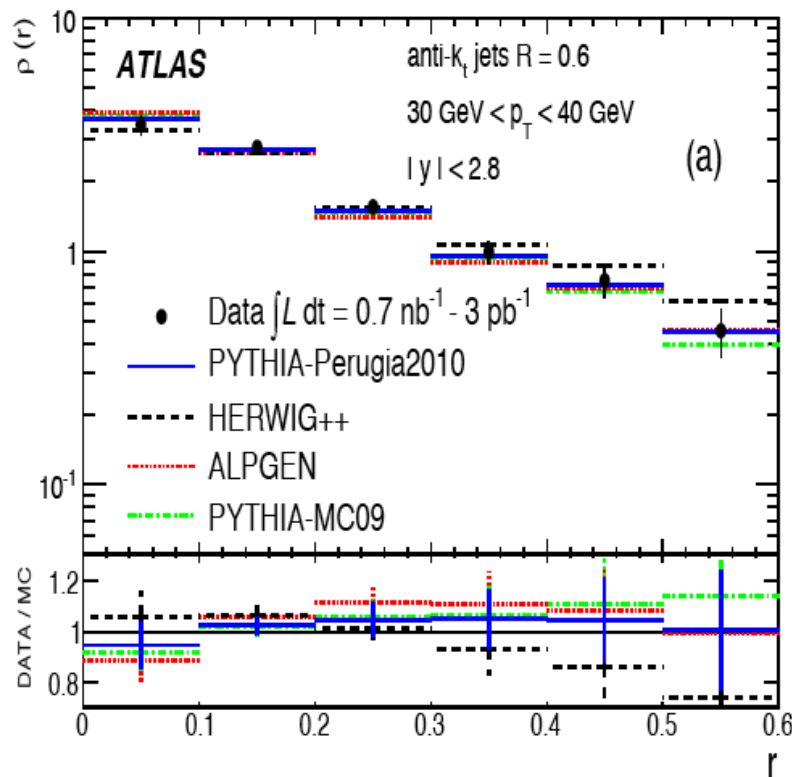
- Black points used to find  $p_T$  density
- Red points are then corrected according to Jet area

[See talk of Brian Martin. Used in SpartyJet.](#)

# QCD engineering: jet shapes

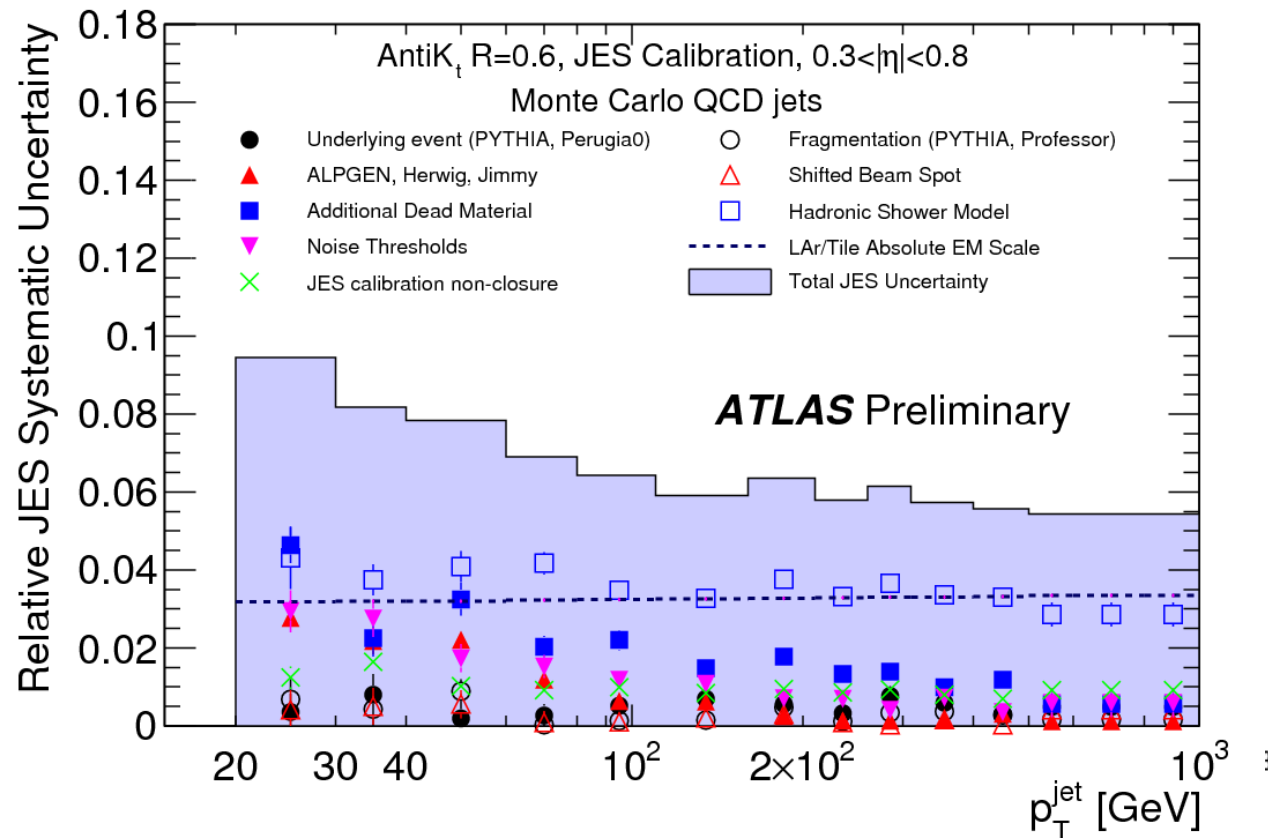
- Validates energy scale corrections and parton shower modelling
- Key input to future jet cross section corrections
- Jet shape (at least at low  $p_T$ ) depends on correct tune to underlying event, soft radiation and hadronization, in addition to good description of perturbative physics

arXiv:1101.0070 (sub to PRD)



# Jet Energy Scale (JES) uncertainty

- Dominant uncertainty in jet cross section measurements
- Right now are using a very conservative estimate
- Will improve (soon) as we get more data/more understanding
- See ATLAS-CONF-2010-056

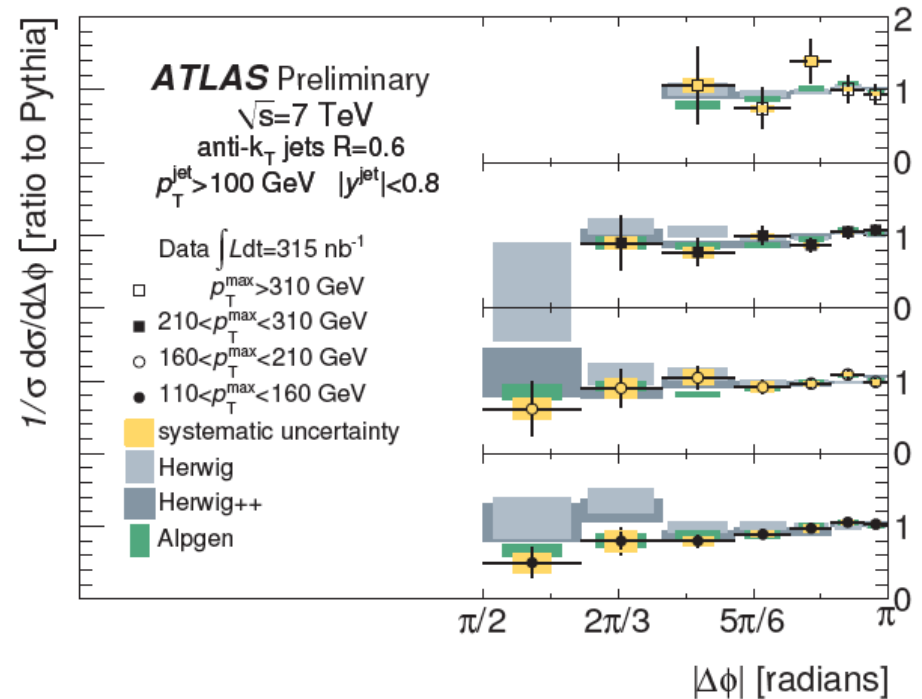
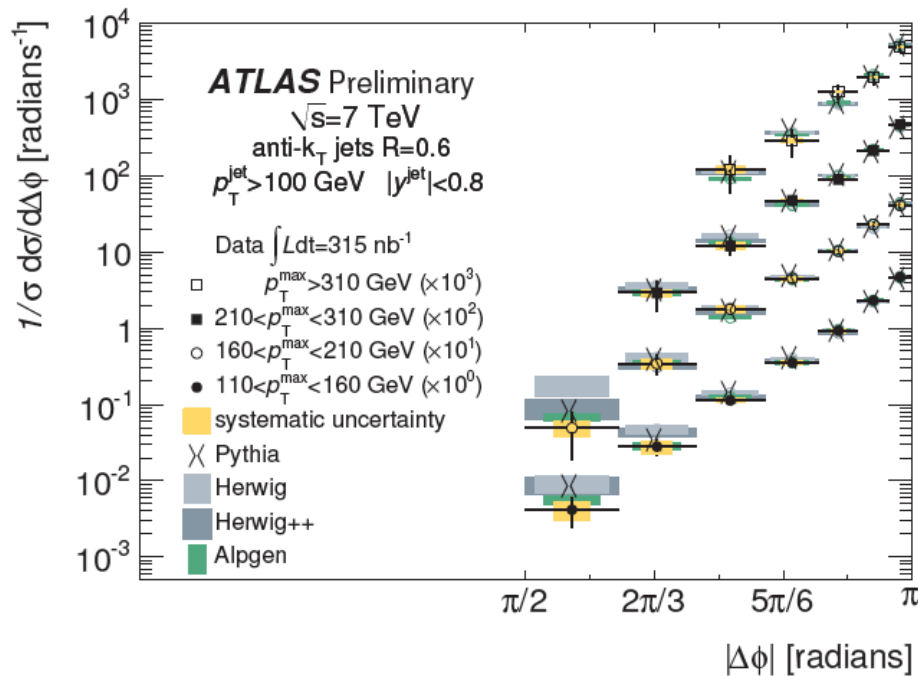
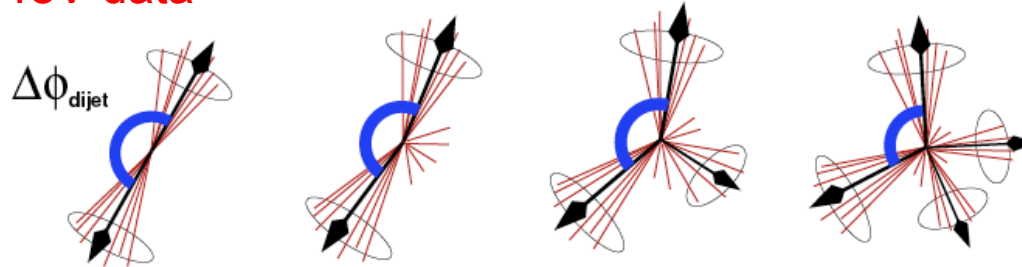


7-10% energy  
uncertainty in  
ATLAS results  
(6-9% for R=0.4)

(Not corrected  
for pileup  
contributions)

# Dijet decorrelation

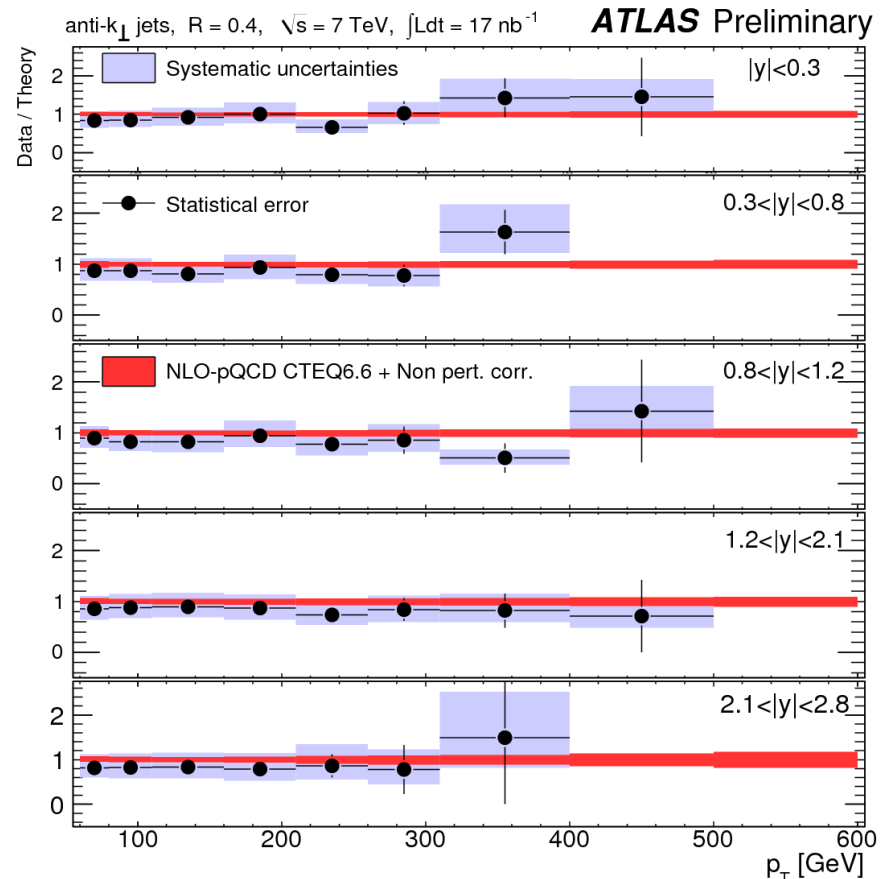
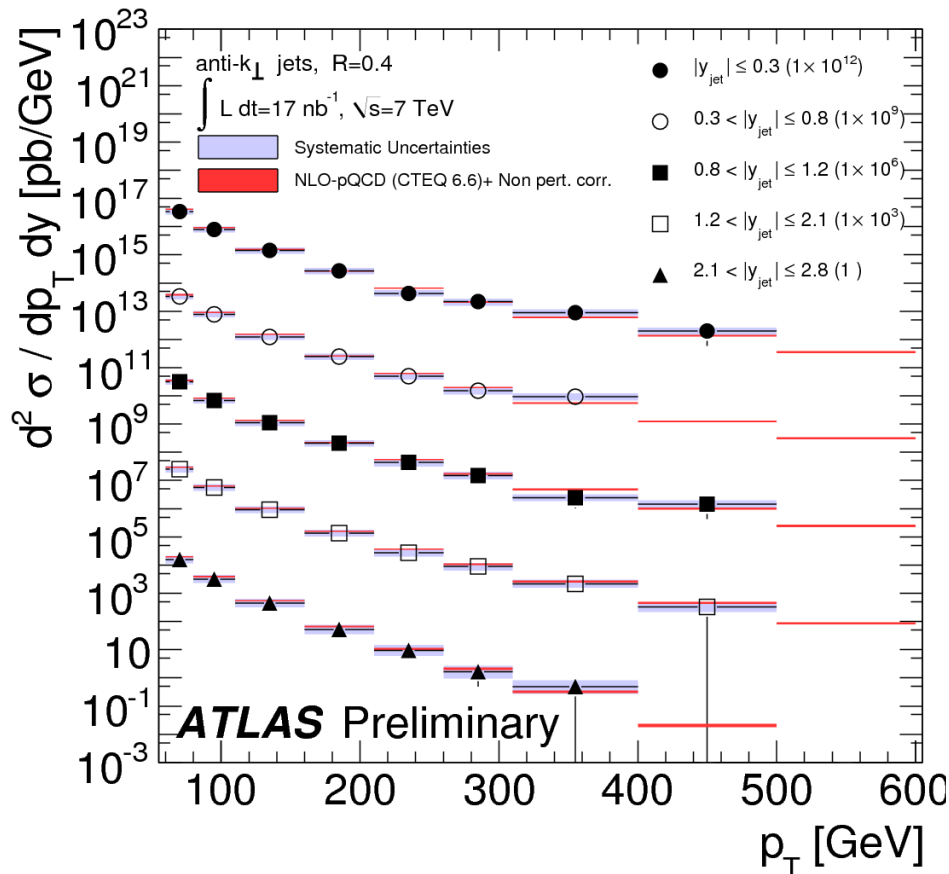
Dijet decorrelation resulting from both hard and soft gluon radiation:  
tests level of agreement of matrix element + parton shower calculations  
with 7 TeV data



# Inclusive jet production R=0.4

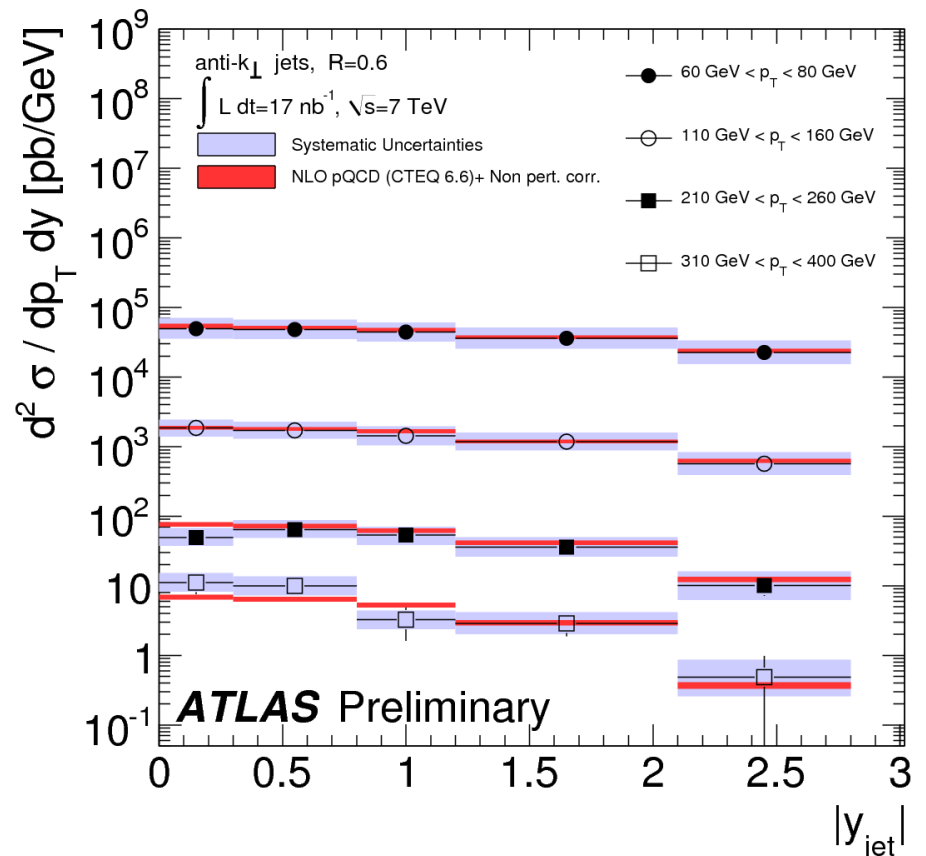
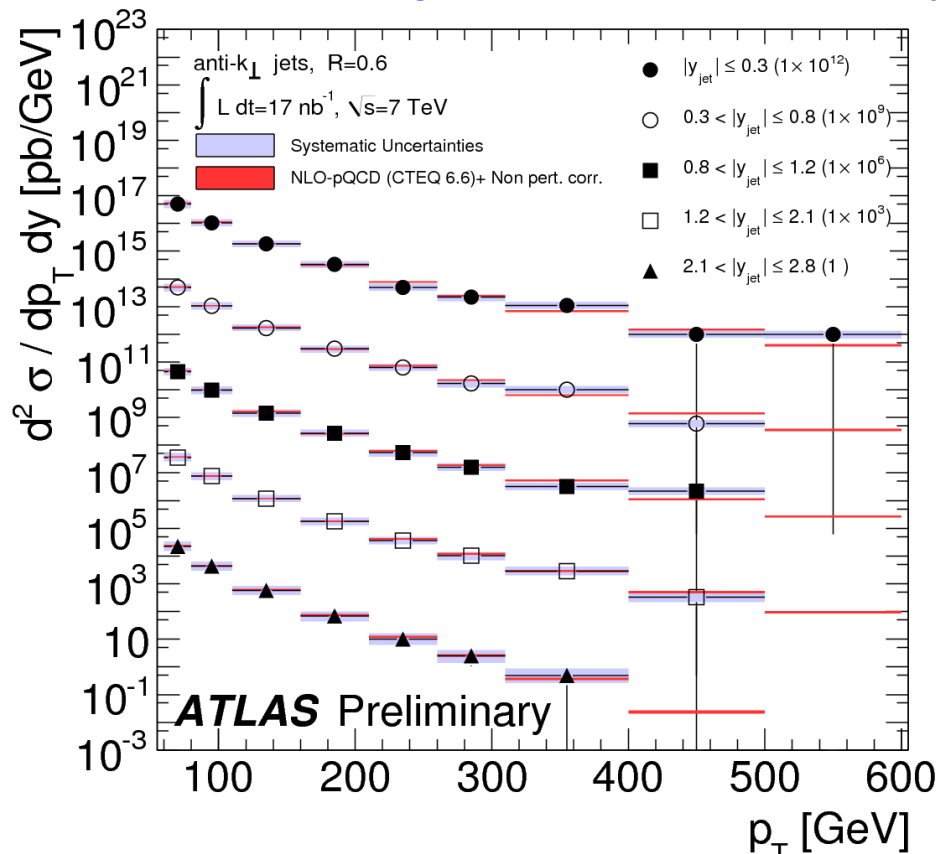
- Antikt jet algorithm used: correct jet cross sections to particle level
- Non-perturbative corrections applied to NLO predictions (NLOJET++)
- Good agreement with NLO predictions using CTEQ6.6 PDFs (see ATLAS -CONF-2010-050)
- Good practice: use the name of the program and the scale choice

arXiv:1009.5908v2  
(submitted to EPJC)



# Inclusive jet production R=0.6

- Important to be able to measure jets with different parameters/algorithms
  - ◆ ATLAS uses primarily antikt4 and antikt6
- Not really done in the past in hadron-hadron colliders, but is a crucial part of the LHC physics program
- Different algorithms/parameters may illuminate different dynamics of events

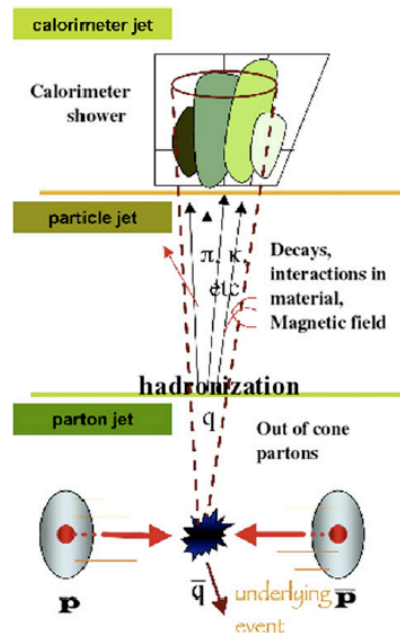




# Choosing jet size

- Experimentally

- ◆ in complex final states, such as  $W + n$  jets, it is useful to have jet sizes smaller so as to be able to resolve the  $n$  jet structure
- ◆ this can also reduce the impact of pileup/underlying event



- Theoretically

- ◆ hadronization effects become larger as  $R$  decreases
  - ▲ more gluons near edge of jet that hadronize to (some) pions outside of jet cone
- ◆ for small  $R$ ,  $\ln R$  perturbative terms can become noticeable
- ◆ this restriction in the gluon phase space can affect the scale dependence, i.e. the scale uncertainty for an  $n$ -jet final state can depend on the jet size

Another motivation for the use of multiple jet algorithms/parameters in LHC analyses.

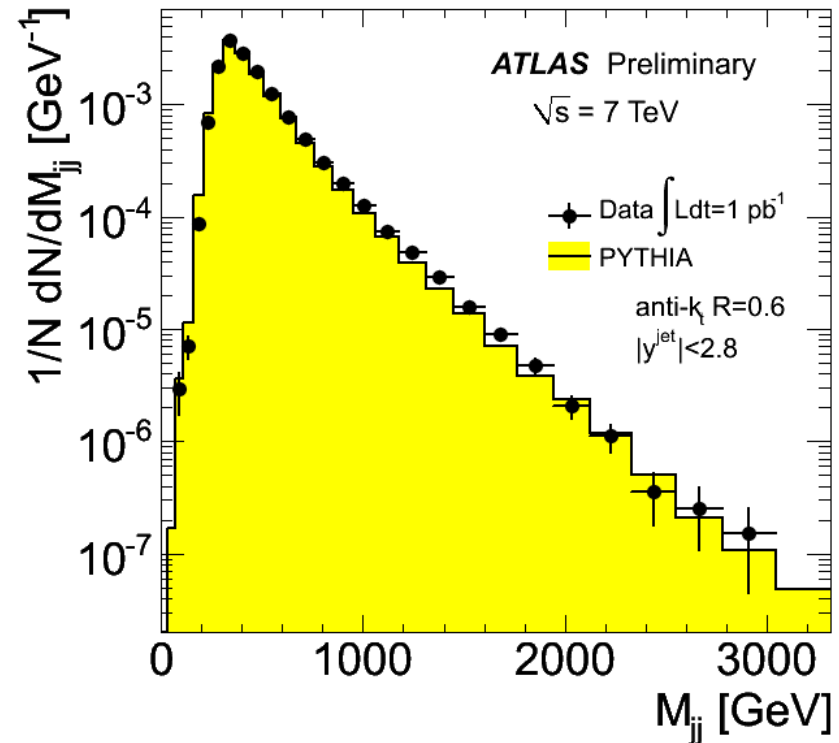
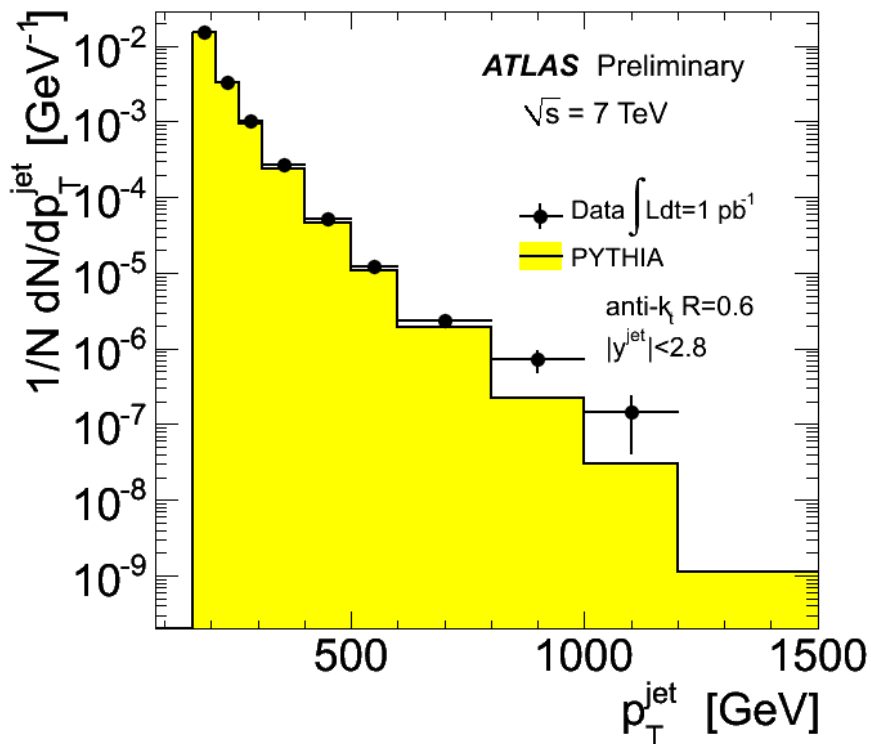
# Jet sizes and scale uncertainties: the Goldilocks theorem

---

- Discussion at jet workshop in Seattle last year
- Take inclusive jet production at the LHC for transverse momenta of the order of 50 GeV
- Look at the theory uncertainty due to scale dependence as a function of jet size
- It appears to be a minimum for cone sizes of the order of 0.7
  - ◆ i.e. if you use a cone size of 0.4, there are residual un-cancelled virtual effects
  - ◆ if you use a cone size of 1.0, you are adding too much tree level information with its intrinsically larger scale uncertainty
- This effect becomes smaller for jet  $p_T$  values on the order of 100 GeV/c
  - ◆ how does it translate for multi-parton final states?

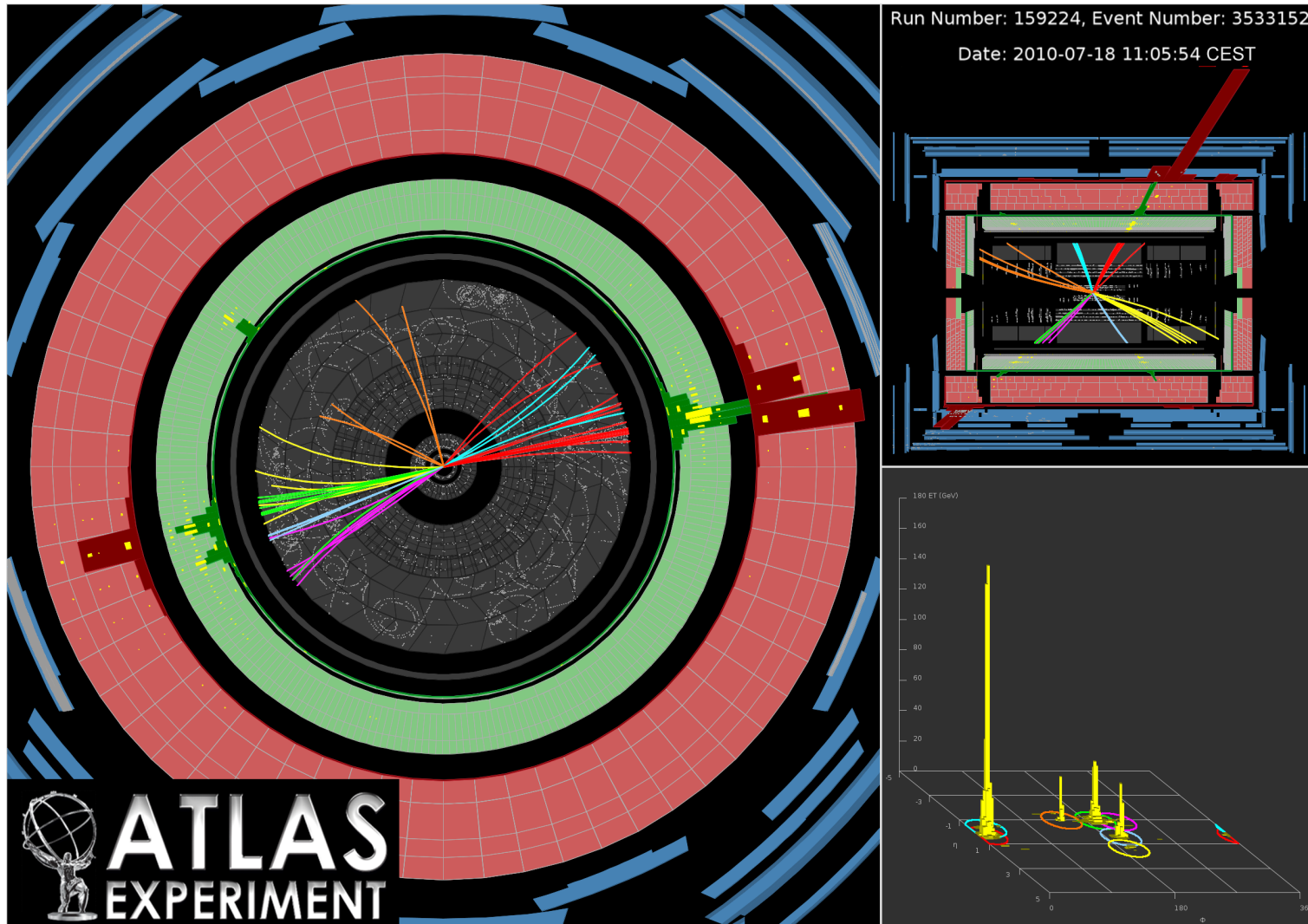
# Some higher statistics results

- Now have far exceeded kinematic reach of Tevatron
- Still relatively low  $x$  values though, compared to Tevatron's high  $p_T$  region
  - ◆ not so sensitive to high  $x$  gluon for example



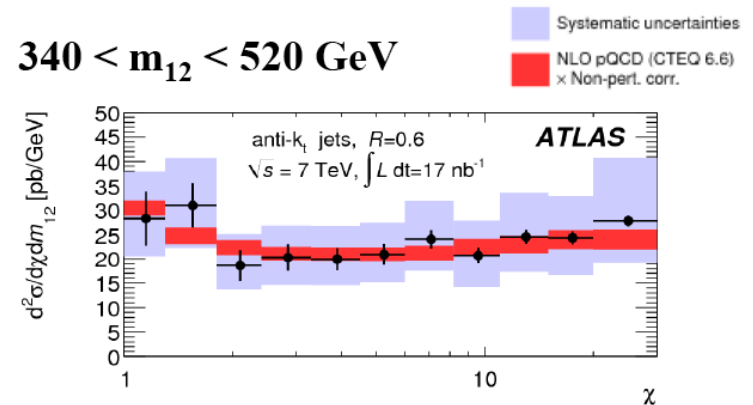
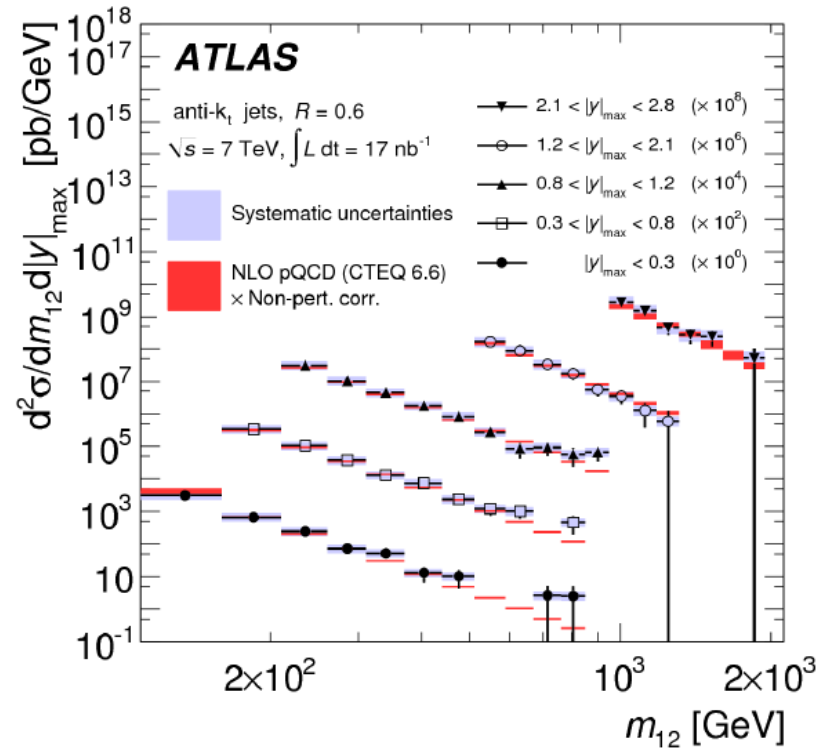
# High $p_T$ jet event

Lead jet has  $p_T$  of 1.12 TeV/c; 3 other high  $p_T$  jets in event; such multijet structure not uncommon in this high  $p_T$  (but still not high  $x$ ) range



# Dijets

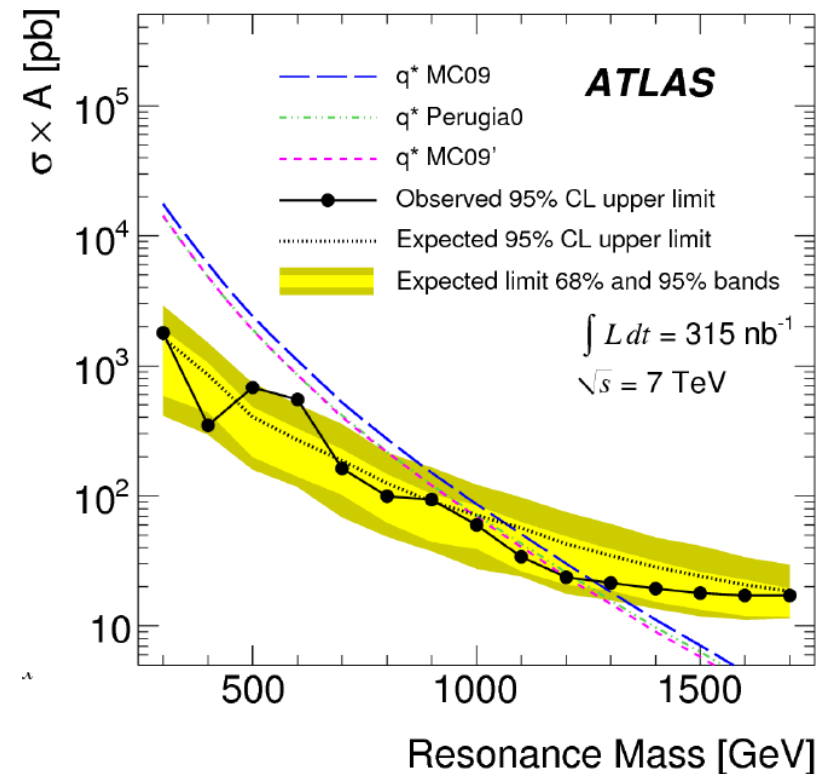
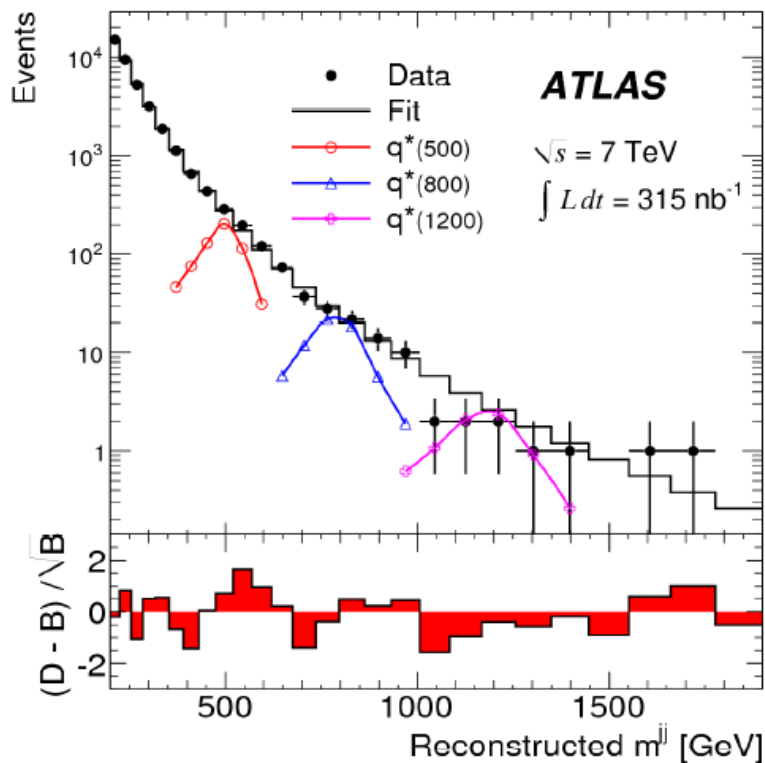
- $p_T^{\text{jet1(2)}} > 60$  (30 GeV);  
 $|y_{\text{jet}}| < 2.8$



$$\chi = e^{|y_{\text{jet1}} - y_{\text{jet2}}|} = \frac{1 + \cos\theta}{1 - \cos\theta}$$

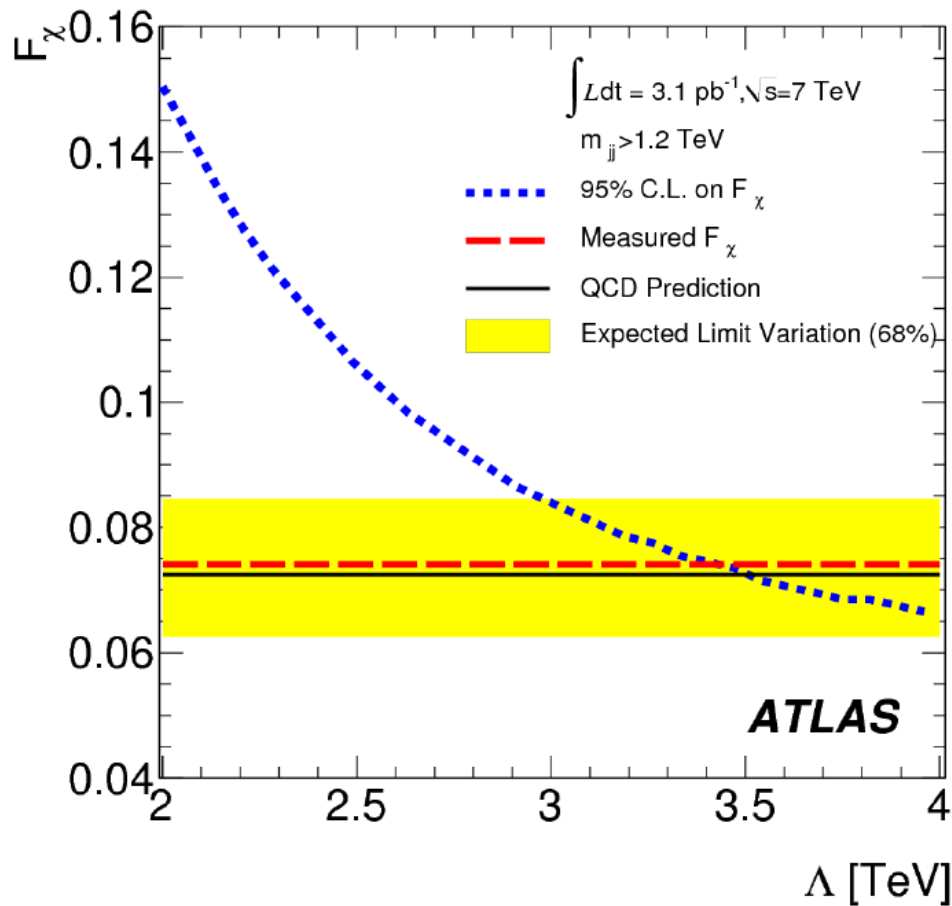
# Dijets: TeV-scale resonances

- Searching for TeV-scale resonances with strong-couplings such as excited composite quarks, Randall-Sundrum gravitons, high mass gauge bosons, etc->fit to a smooth curve, look for bumps
- Assume conservative jet energy resolution uncertainty ( $\sigma/p_T \sim 14\%$ )
- Didn't find them (so far) [arXiv:1008.2461](https://arxiv.org/abs/1008.2461) (Phys. Rev. Lett. 105, 161801(2010))
- First ATLAS result that overrode existing limit

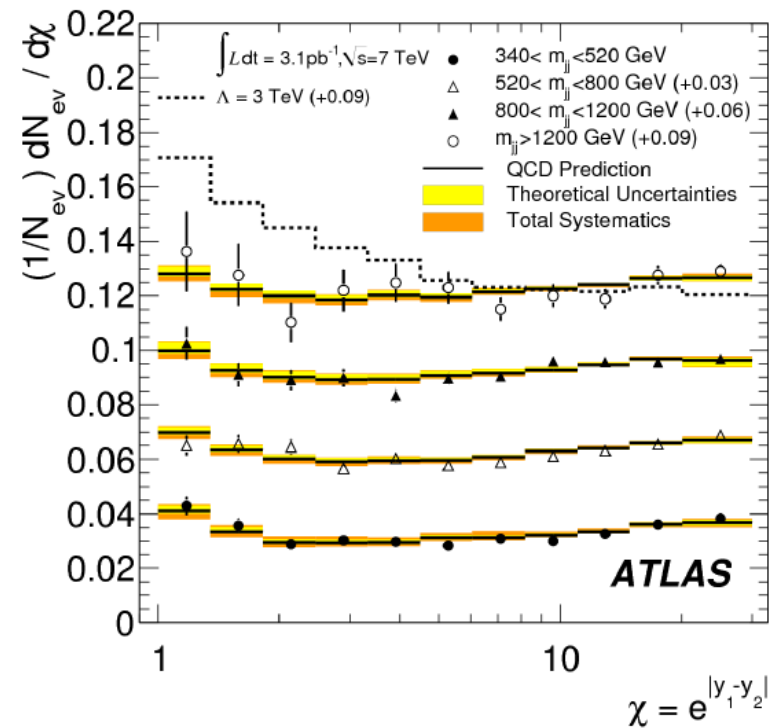


# Non-resonant searches: contact interactions

- $\Lambda > 3.4$  TeV @95% exclusion (new best limit)

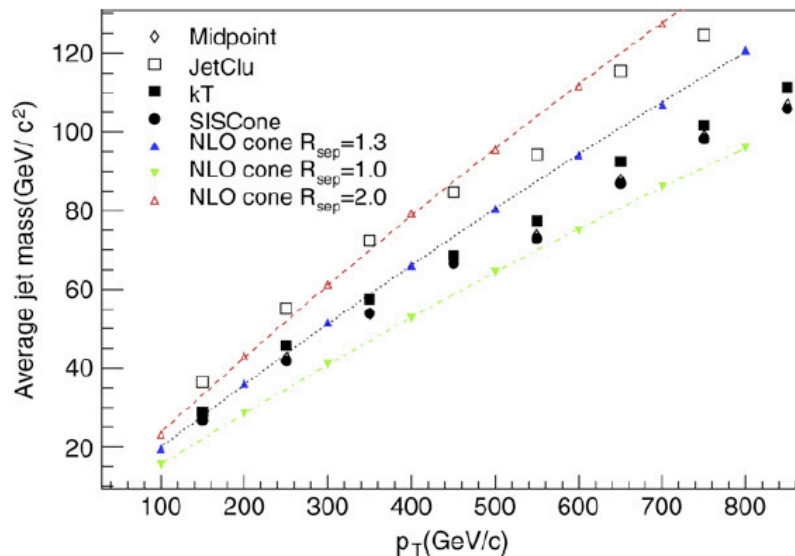


arXiv:1009.5069 (submitted to PLB)



# Aside: jet masses

- Very useful if looking for resonance in boosted jet (*top jet*)
- Naturally produced by QCD radiation
- Depends on jet algorithm/size



In NLO pert theory

phase space from pdf's

$$\sqrt{p_{J,\mu} p_J^\mu} = \sqrt{\langle M^2 \rangle_{NLO}} = f\left(\frac{p_J}{\sqrt{s}}\right) \sqrt{\alpha_s(p_J)} (p_J R)$$

dimension

jet size

Rule-of-thumb

$$\sqrt{\langle M^2 \rangle_{NLO}} \sim 0.2 p_J R$$

Fig. 53. The average jet mass is plotted versus the transverse momentum of the jet using several different jet algorithms with a distance scale ( $D = R_{\text{cone}}$ ) of 0.7.

...from Ellis et al review paper



# Distribution of jet masses

- Sudakov suppression for low jet masses
- fall-off as  $1/m^2$  due to hard gluon emission
- algorithm suppression at high masses
  - ◆ jet algorithms tend to split high mass jets in two

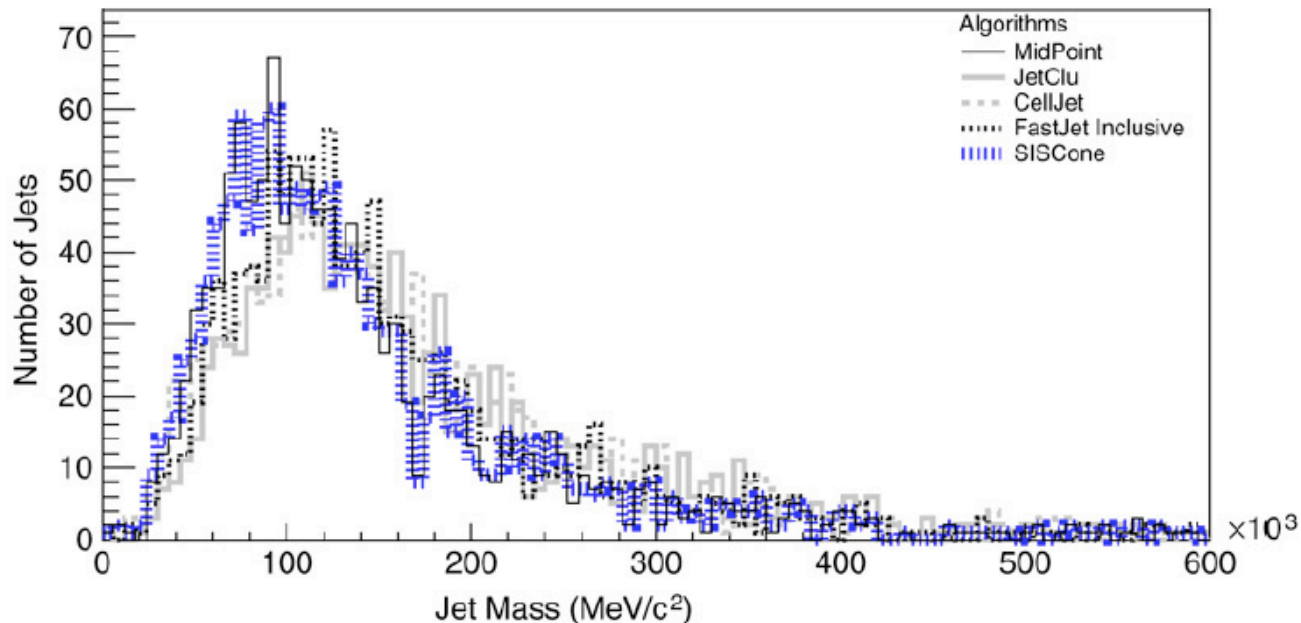
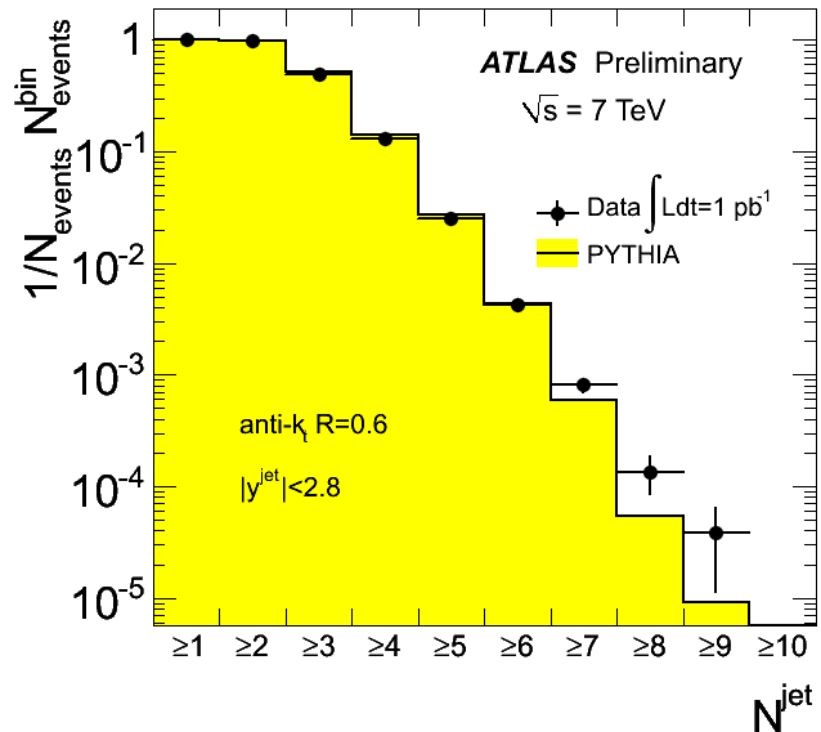


Fig. 51. The jet mass distributions for an inclusive jet sample generated for the LHC with a  $p_{T,\text{min}}$  value for the hard scattering of approximately 2 TeV/c, using several different jet algorithms with a distance scale ( $D = R_{\text{cone}}$ ) of 0.7.

# Multijets

- Larger center-of-mass energy means that are able to routinely produce higher jet multiplicity events than at the Tevatron
  - ◆  $p_T > 30$  GeV/c

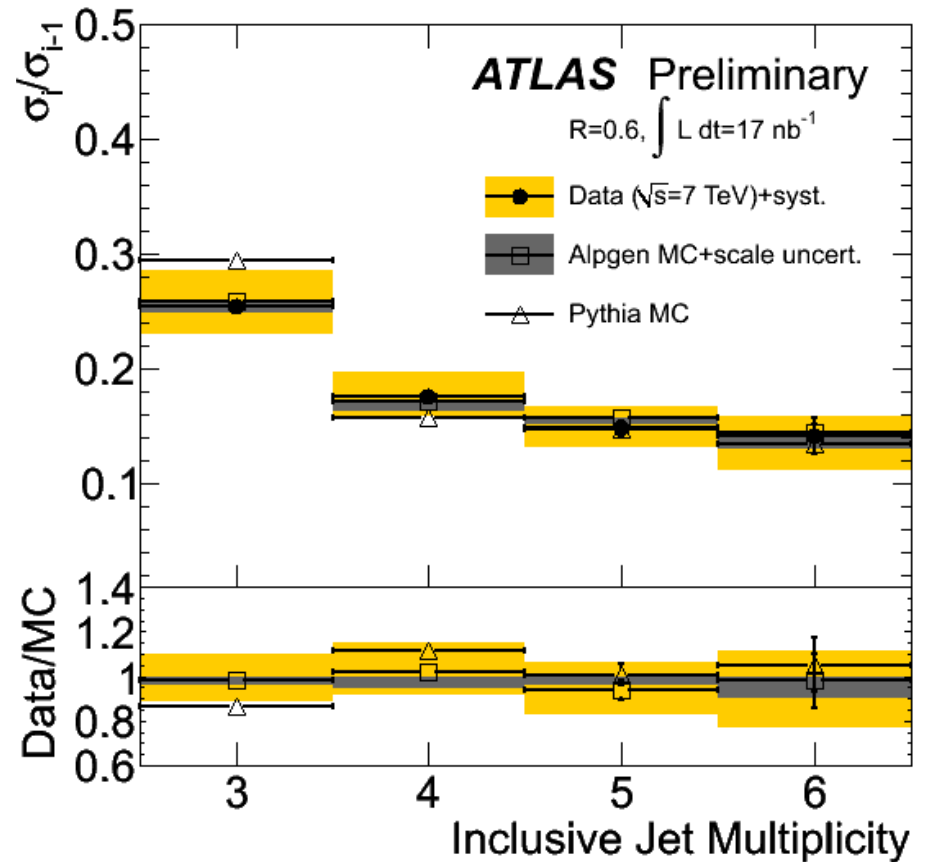
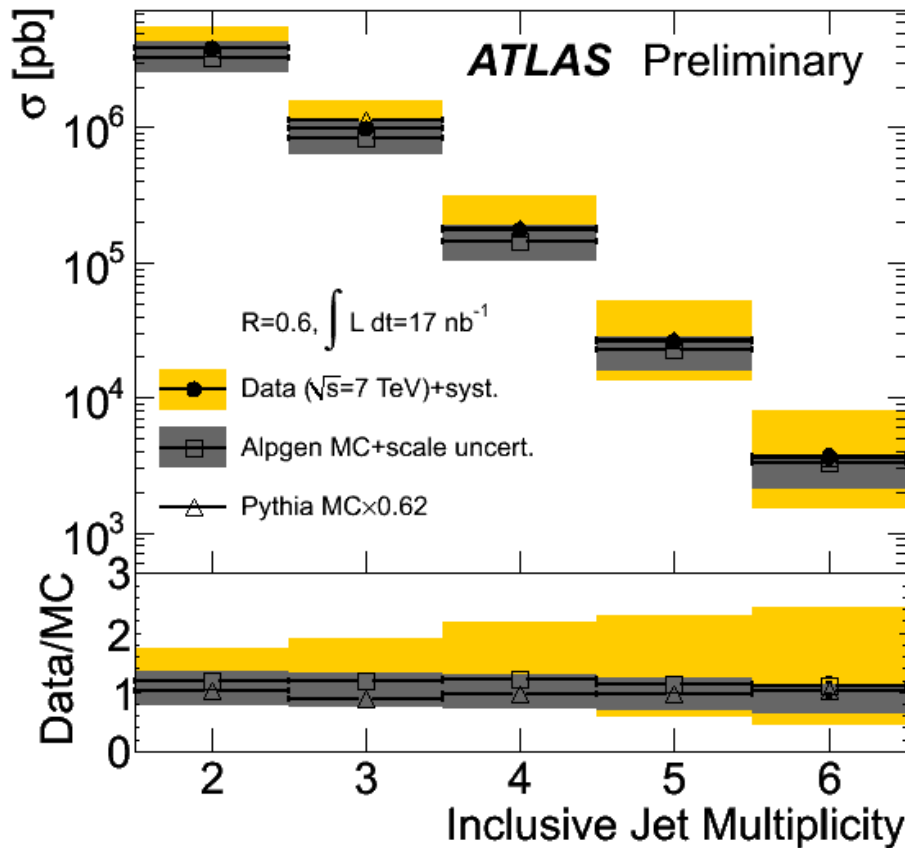


# Multijets

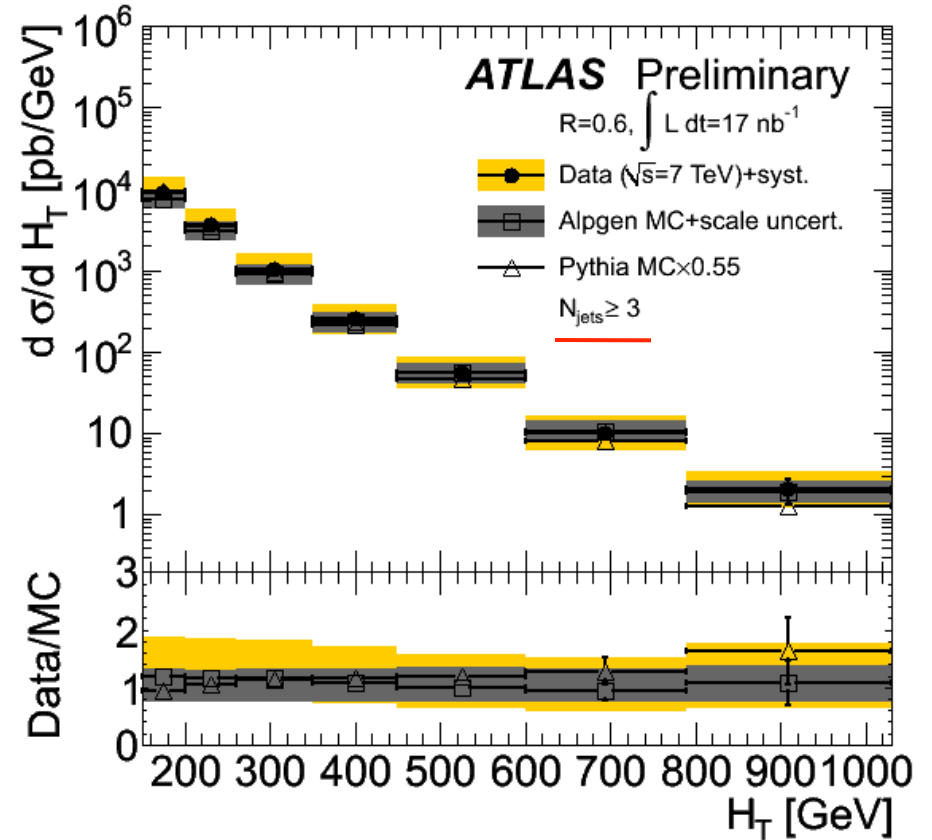
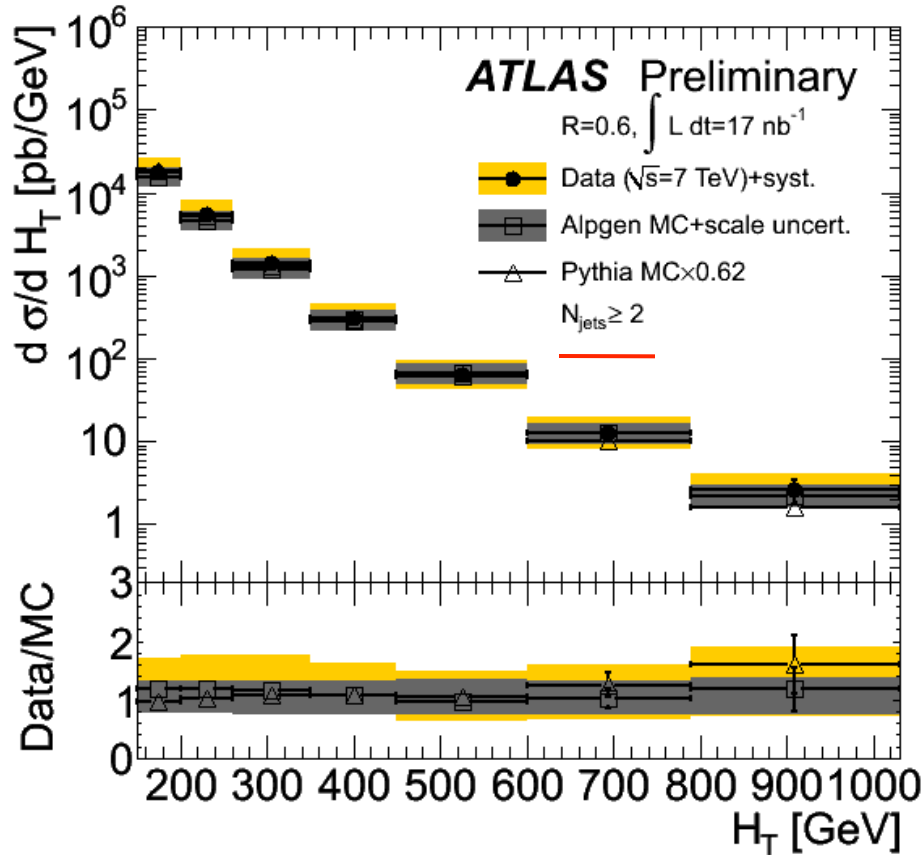
- Inclusive jet multiplicity distribution corrected to particle level compared to Alpgen and to Pythia

◆  $p_T > 30$  GeV/c

- Ratio of n jet to n-1 jet cross section, corrected to particle level, and compared to Alpgen and to Pythia



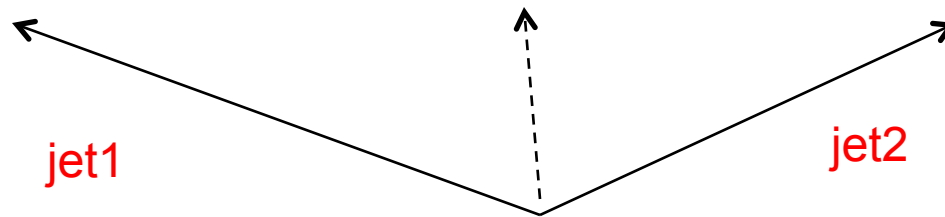
# $H_T$ distributions



$H_T$ : sum of  $E_T$  of all objects in event

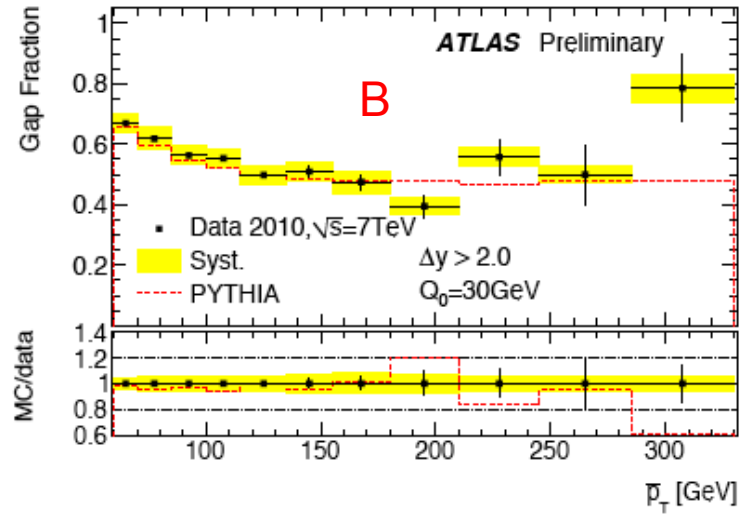
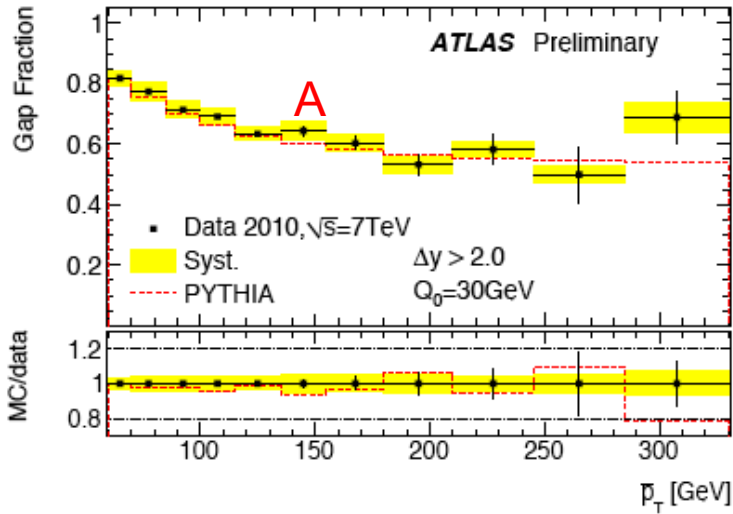
# Gaps between jets

- Consider events with two jets separated by a rapidity interval  $\Delta y_{12}$ ; the boundary jets

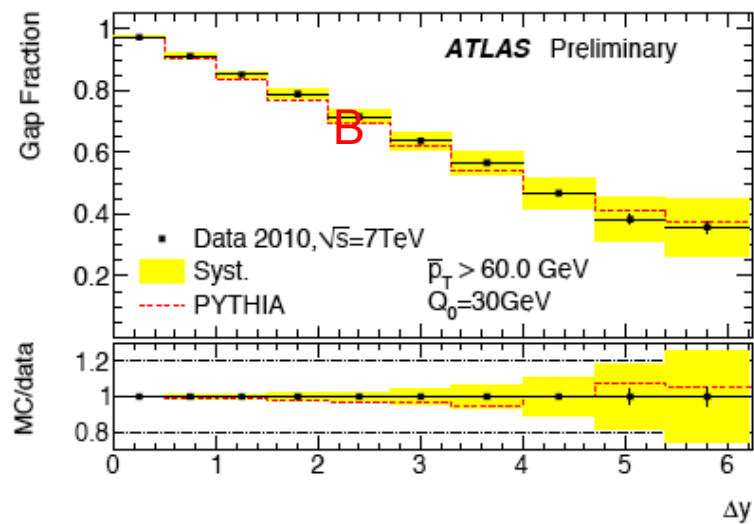
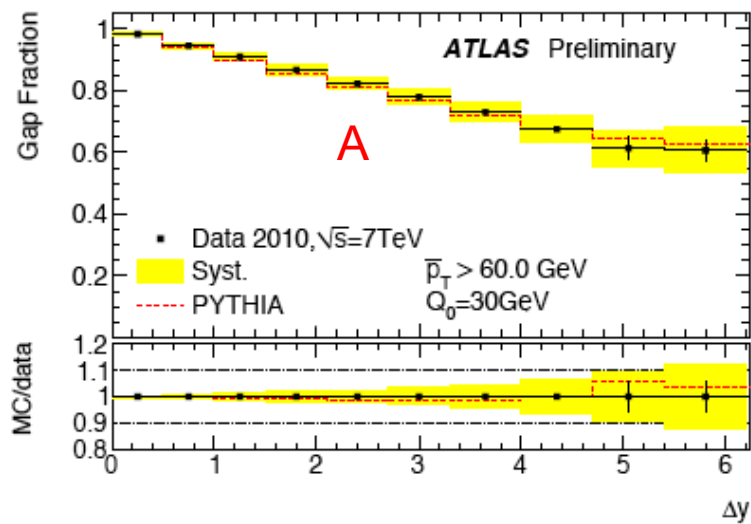


- Require each of the jets to have  $p_T > 30$  GeV, and that the average  $p_T$  of the two jets is 60 GeV
- Look at the probability for there to be no additional jets above a  $p_T$  of 30 GeV in the interval between these two boundary jets for two conditions:
  - ◆ A: the two jets are the two highest  $p_T$  jets in the event
  - ◆ B: the two jets have the largest value of  $\Delta y_{12}$
- From DGLAP, expect rate for no jets in gap above 30 GeV to drop as (1) the  $p_T$  of the lead jet increases and (2) as the gap  $\Delta y_{12}$  increases
  - ◆ BFKL logs may also affect this rate
  - ◆ LHC is a good testing ground with its large kinematic reach

# Gaps between jets

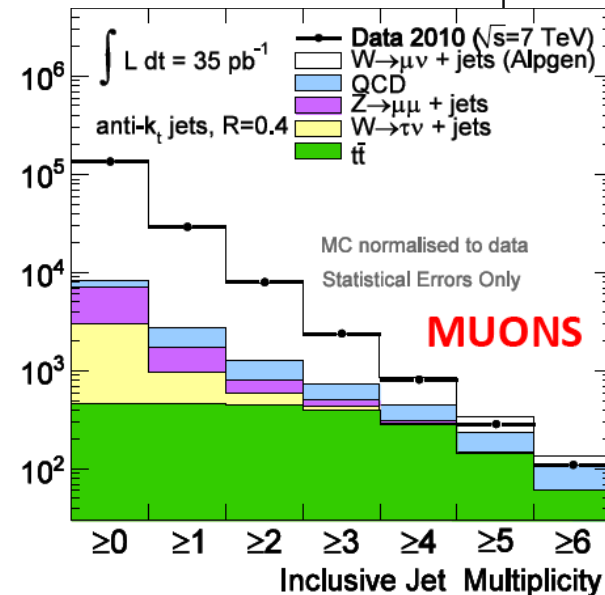
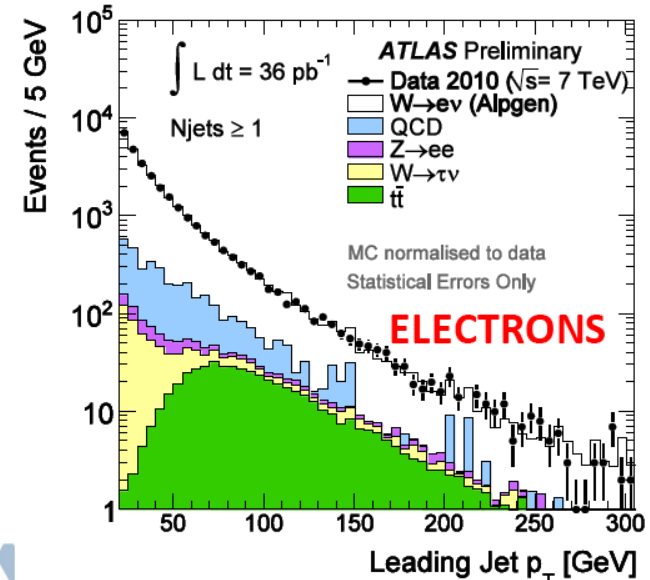


expected behavior observed; Pythia seems to work well (so far)



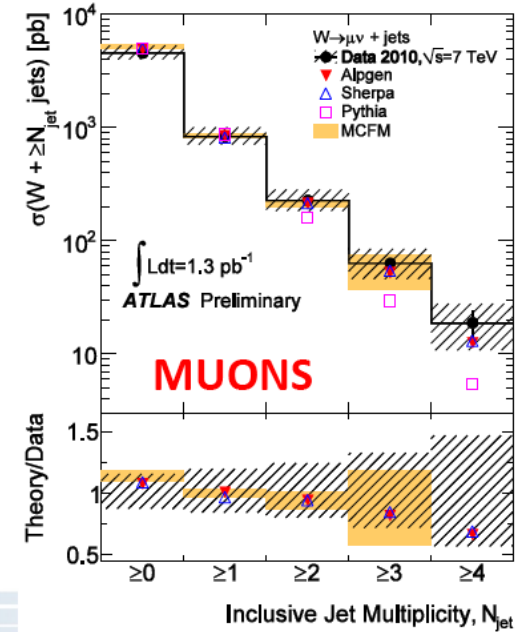
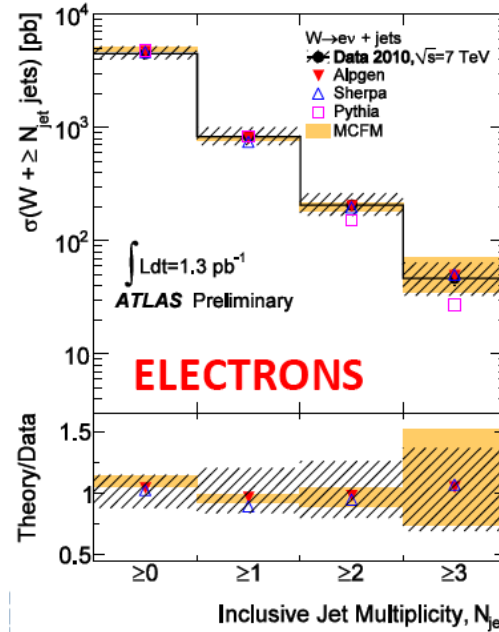
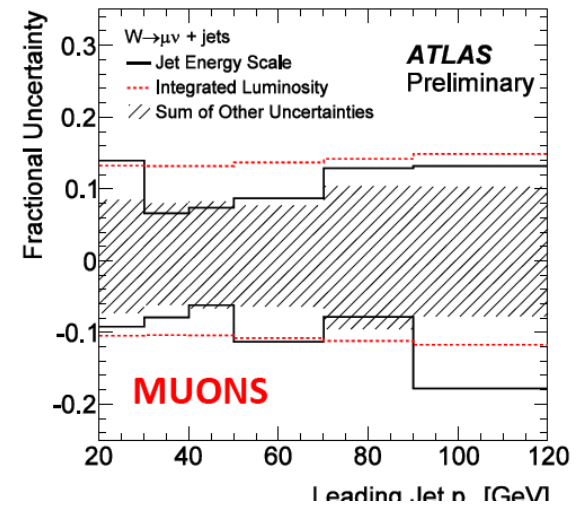
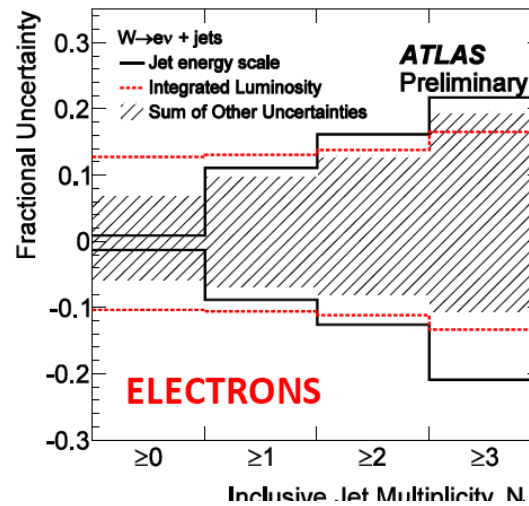
# Leptons, missing $E_T$ and jets: $W + \text{jets}$

- One of building blocks for SM (top, Higgs) and BSM (SUSY) physics
- Kinematic reach will be far beyond Tevatron
- Measurement uses
  - ◆ anti-kT jets with  $R=0.4$ ,  $p_T^{\text{jet}} > 20$  GeV,  $|\eta_{\text{jet}}| < 2.8$  and  $\Delta R(l, \text{jet}) > 0.5$
  - ◆ electrons and muons have  $p_T > 20$  GeV
  - ◆ leptons (QED radiation in cone of  $R=0.1$  added to 4-vector of lepton, Les Houches: arXiv :1003.1643)
  - ◆  $|\eta_{\text{muon}}| < 2.4$ ;  $|\eta_{\text{electron}}| < 1.37$  or  $1.52 < |\eta_{\text{electron}}| < 2.47$
  - ◆  $MT(l, \text{mis-ET}) > 40$  GeV and  $\text{mis-ET} > 25$  GeV
  - ◆ cross sections given for fiducial region



# Results

- Uncertainties on JES and luminosity are dominant
  - ◆ both should improve in the near future
- Data is in good agreement with NLO predictions from MCFM (for 0-2 jets), with parton level jets corrected for non-perturbative effects
- Comparisons with W + 3/4 jets (Blackhat + Sherpa) in preparation
- In data on disk now, will have on order of 1000 W + 4 jet events for example





# Jet algorithms at NLO

- At LO, a jet is 1 parton
- At NLO, there can be two partons in a jet, life becomes more interesting and we have to start talking about jet algorithms to define jets
  - ◆ the addition of the real and virtual terms at NLO cancels the divergences in each

$$d_{ij} = \min\left(p_{T,i}^{2p}, p_{T,j}^{2p}\right) \frac{\Delta R_{ij}^2}{D^2}$$

$$d_{ii} = p_{T,i}^{2p}$$

p=0; C-A

p=1:  $k_T$

p=-1 anti- $k_T$

Pierre-Antoine Delsart's  
reverse  $k_T$

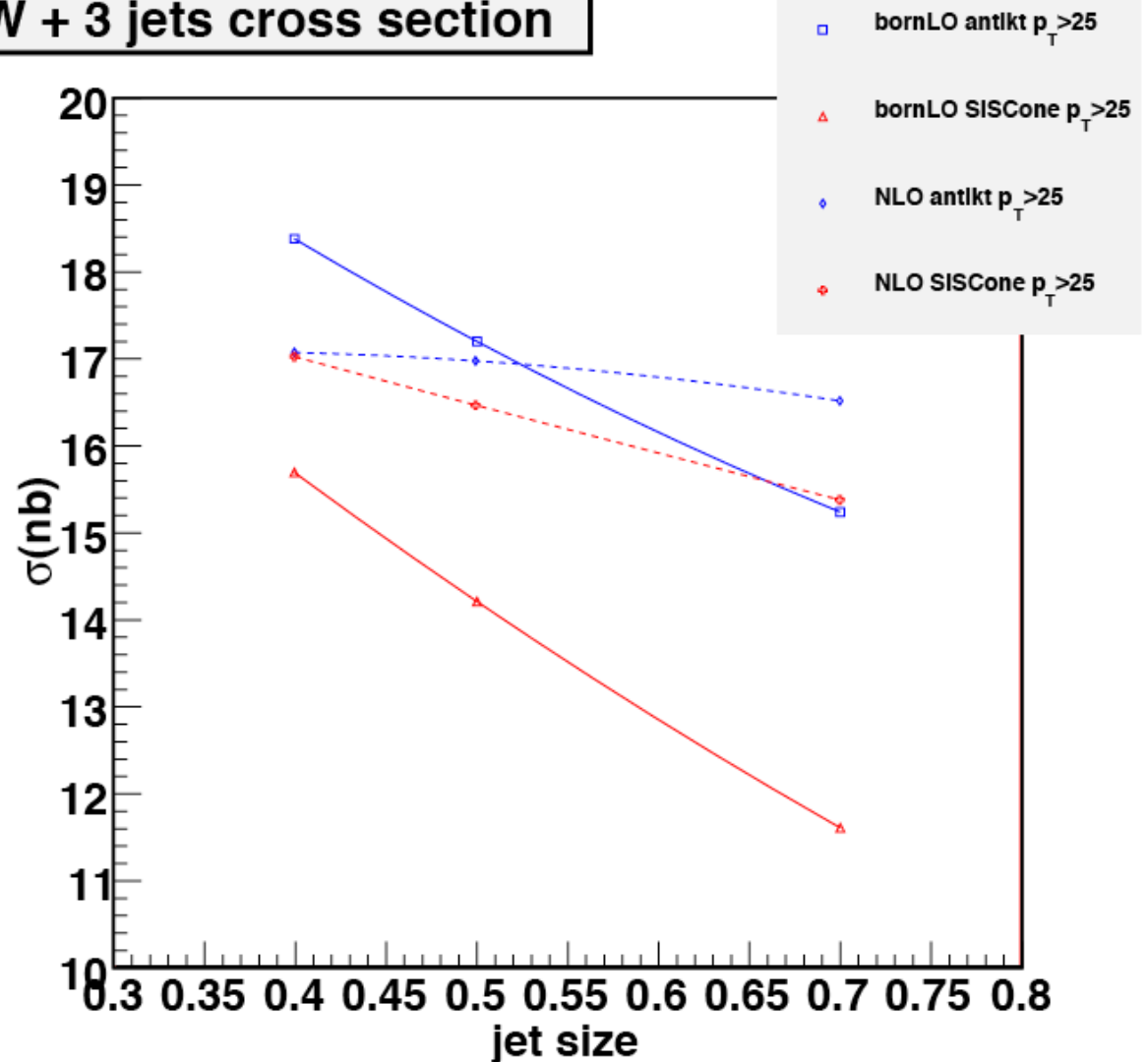
- A jet algorithm is based on some measure of localization of the expected collinear spray of particles
- Start with an inclusive list of particles/partons/calorimeter towers/topoclusters
- End with lists of same for each jet
- ...and a list of particles... not in any jet; for example, remnants of the initial hadrons
- Two broad classes of jet algorithms
  - ◆ cluster according to proximity in space: cone algorithms
  - ◆ ATLAS uses SISCone
  - ◆ cluster according to proximity in momenta:  $k_T$  algorithms
  - ◆ ATLAS uses  $k_T$ , anti- $k_T$

# Don't believe (fixed) LO predictions for jet cross sections

- Often conclusions are made about similarities/differences between jet algorithms based on their behavior for (fixed) LO calculations (where each jet = 1 parton)
- For example, from the LO curves on the right, one would conclude that
  - ◆ antikt cross sections are substantially larger than SISCone cross sections
  - ◆ cross sections have a large jet size dependence
- This often has little to do with their behavior at NLO (where there can be two partons) or in data/Monte Carlo where there are many partons/hadrons
- The data/MC behavior basically tracks the NLO level, with some differences

...using ROOT ntuples provided by Blackhat+Sherpa

## W + 3 jets cross section



# Review: Jet algorithms at LO/NLO

- Remember at LO, 1 parton = 1 jet
- By choosing a jet algorithm with size parameter  $D$ , we are requiring any two partons to be  $> D$  apart
- The matrix elements have  $1/\Delta R$  poles, so larger  $D$  means smaller cross sections
  - it's because of the poles that we have to make a  $\Delta R$  cut
- At NLO, there can be two (or more) partons in a jet and jets for the first time can have some structure
  - we don't need a  $\Delta R$  cut, since the virtual corrections cancel the collinear singularity from the gluon emission
  - but there are residual logs that can become important if  $D$  is too small
- Also, increasing the size parameter  $D$  increases the phase space for including an extra gluon in the jet, and thus increases the cross section at NLO (in most cases)

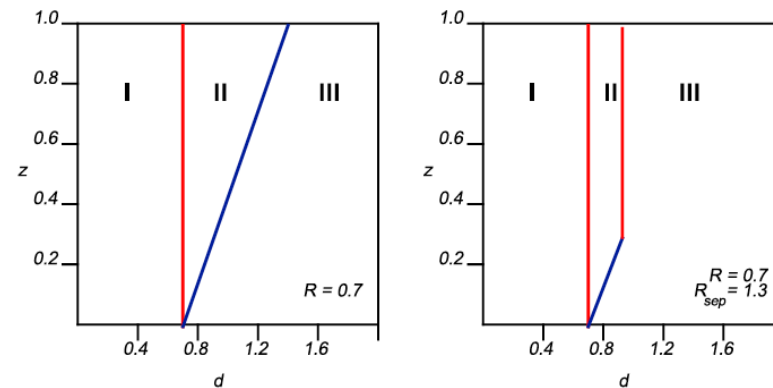
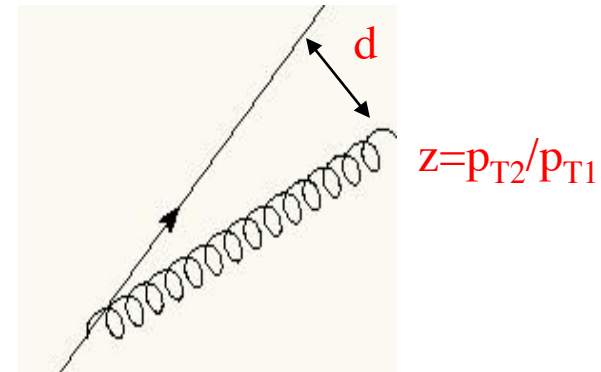


Figure 22. The parameter space  $(d, Z)$  for which two partons will be merged into a single jet.

For  $D = R_{cone}$ , Region I =  $k_T$  jets,  
 Region II (nominally) = cone jets; I  
 say nominally because in data not all  
 of Region II is included for cone jets

# Jets at NLO: more complications

- Construct what is called a Snowmass potential

shown in Figure 50, where the towers unclustered into any jet are shaded black. A simple way of understanding these dark towers begins by defining a “Snowmass potential” in terms of the 2-dimensional vector  $\vec{r} = (y, \phi)$  via

$$V(\vec{r}) = -\frac{1}{2} \sum_j p_{T,j} \left( R_{cone}^2 - (\vec{r}_j - \vec{r})^2 \right) \Theta \left( R_{cone}^2 - (\vec{r}_j - \vec{r})^2 \right). \quad (39)$$

The flow is then driven by the “force”  $\vec{F}(\vec{r}) = -\vec{\nabla} V(\vec{r})$  which is thus given by,

$$\begin{aligned} \vec{F}(\vec{r}) &= \sum_j p_{T,j} (\vec{r}_j - \vec{r}) \Theta \left( R_{cone}^2 - (\vec{r}_j - \vec{r})^2 \right) \\ &= \left( \vec{r}_{C(\vec{r})} - \vec{r} \right) \sum_{j \in C(\vec{r})} p_{T,j}, \quad \text{related to pull in 1001.5027} \end{aligned} \quad (40)$$

where  $\vec{r}_{C(\vec{r})} = (\bar{y}_{C(\vec{r})}, \bar{\phi}_{C(\vec{r})})$  and the sum runs over  $j \in C(\vec{r})$  such that  $\sqrt{(y_j - y)^2 + (\phi_j - \phi)^2} \leq R_{cone}$ . As desired, this force pushes the cone to the stable cone position.

- The minima of the potential function indicates the positions of the stable cone solutions
  - ◆ the derivative of the potential function is the force that shows the direction of flow of the iterated cone
- The midpoint solution contains both partons

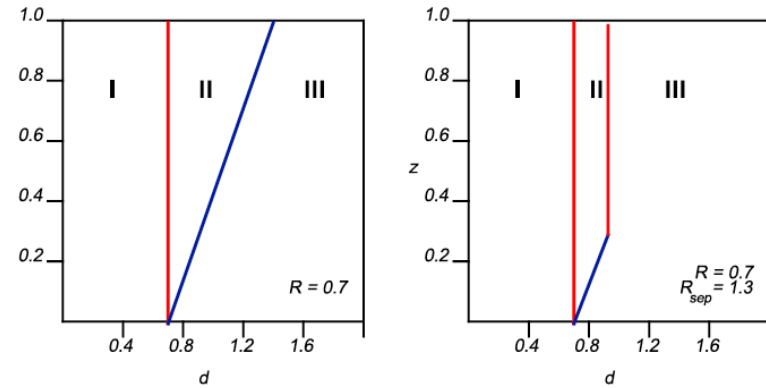


Figure 22. The parameter space (d,Z) for which two partons will be merged into a single jet.

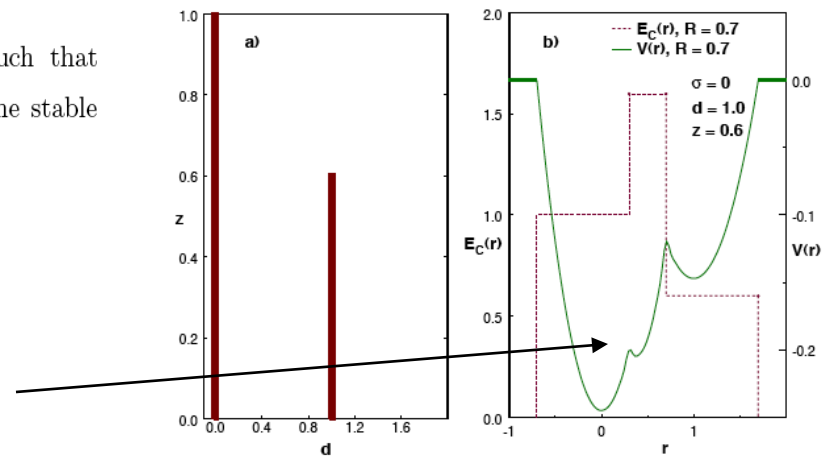
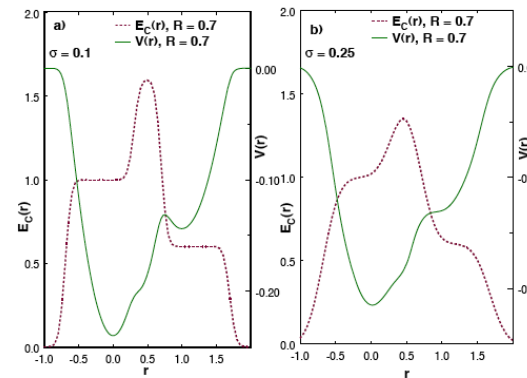


Figure 51. A schematic depiction of a specific parton configuration and the results of applying the midpoint cone jet clustering algorithm. The potential discussed in the text and the resulting energy in the jet are plotted.

# Jets in real life

- Jets don't consist of 1 fermi partons but have a spatial distribution
- Can approximate jet shape as a Gaussian smearing of the spatial distribution of the parton energy
  - ◆ the effective sigma ranges between around 0.1 and 0.3 depending on the parton type (quark or gluon) and on the parton  $p_T$
- Note that because of the effects of smearing that
  - ◆ the midpoint solution is **(almost always) lost**
    - ▲ thus region II is effectively truncated to the area shown on the right
  - ◆ the solution corresponding to the lower energy parton can also be lost
    - ▲ resulting in dark towers



remember the Snowmass potentials

Figure 52. A schematic depiction of the effects of smearing on the midpoint cone jet clustering algorithm

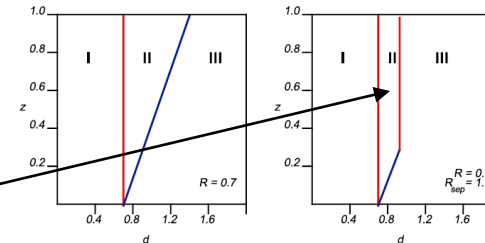


Figure 22. The parameter space  $(d, Z)$  for which two partons will be merged into a single jet.

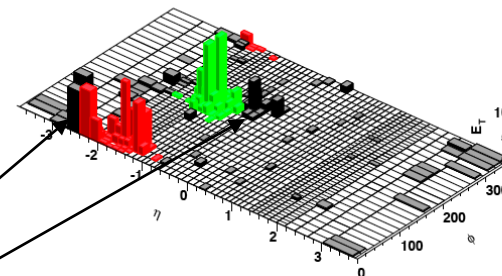


Figure 50. An example of a Monte Carlo inclusive jet event where the midpoint algorithm has left substantial energy unclustered.

# Jets in real life

- In NLO theory, can mimic the impact of the truncation of Region II by including a parameter called  $R_{\text{sep}}$ 
  - ◆ only merge two partons if they are within  $R_{\text{sep}} * R_{\text{cone}}$  of each other
    - ▲  $R_{\text{sep}} \sim 1.3$
  - ◆ ~4-5% effect on the theory cross section; effect is smaller with the use of  $p_T$  rather than  $E_T$
  - ◆ really upsets the theorists (but there are also disadvantages)
- Dark tower effect is also on order of few (<5)% effect on the (experimental) cross section
- Dark towers affect every cone algorithm

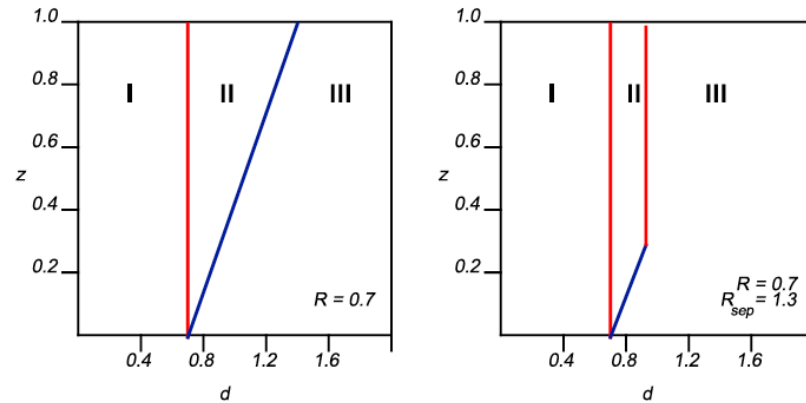
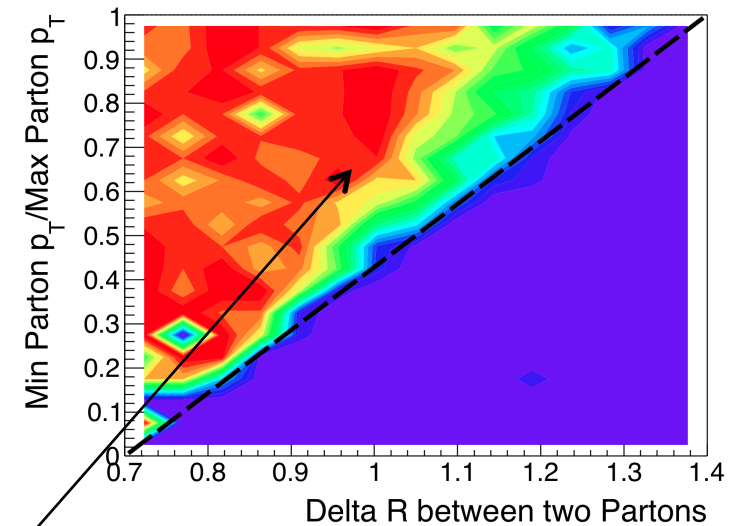


Figure 22. The parameter space (d,Z) for which two partons will be merged into a single jet.

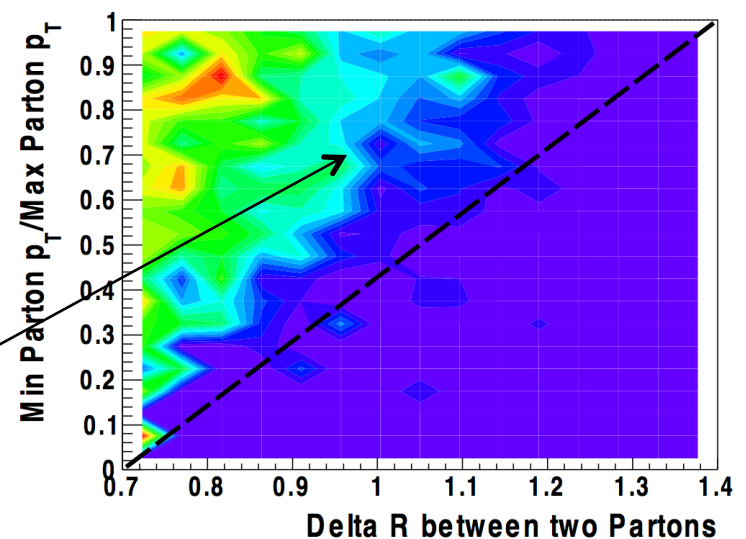
# One of those LO/NLO differences

- Take W + 2 parton events (ALPGE N+PYTHIA), run SIScone 0.7 algorithm on parton level, hadron level (not shown) and topocluster level
- Plot the probability for the two sub-jets to merge as a function of the separation of the original two partons in  $\Delta R$
- Color code:
  - ◆ red: high probability for merging
  - ◆ blue: low probability for merging
  - ◆ everything for  $\Delta R < 0.7$  is merged for SIScone (and antikT)
- Parton level reconstruction agrees with naïve expectation
  - ◆ everything above the diagonal should be reconstructed as one jet
- Topocluster level reconstruction shows that widely separated sub-jets will not be reconstructed into the same jet

Parton Level



Detector Level



# Scale choices

scales related to  $H_T$  work at both LO and NLO; CKKW also seems to agree well with NLO predictions in shape

Les Houches NLM proceedings

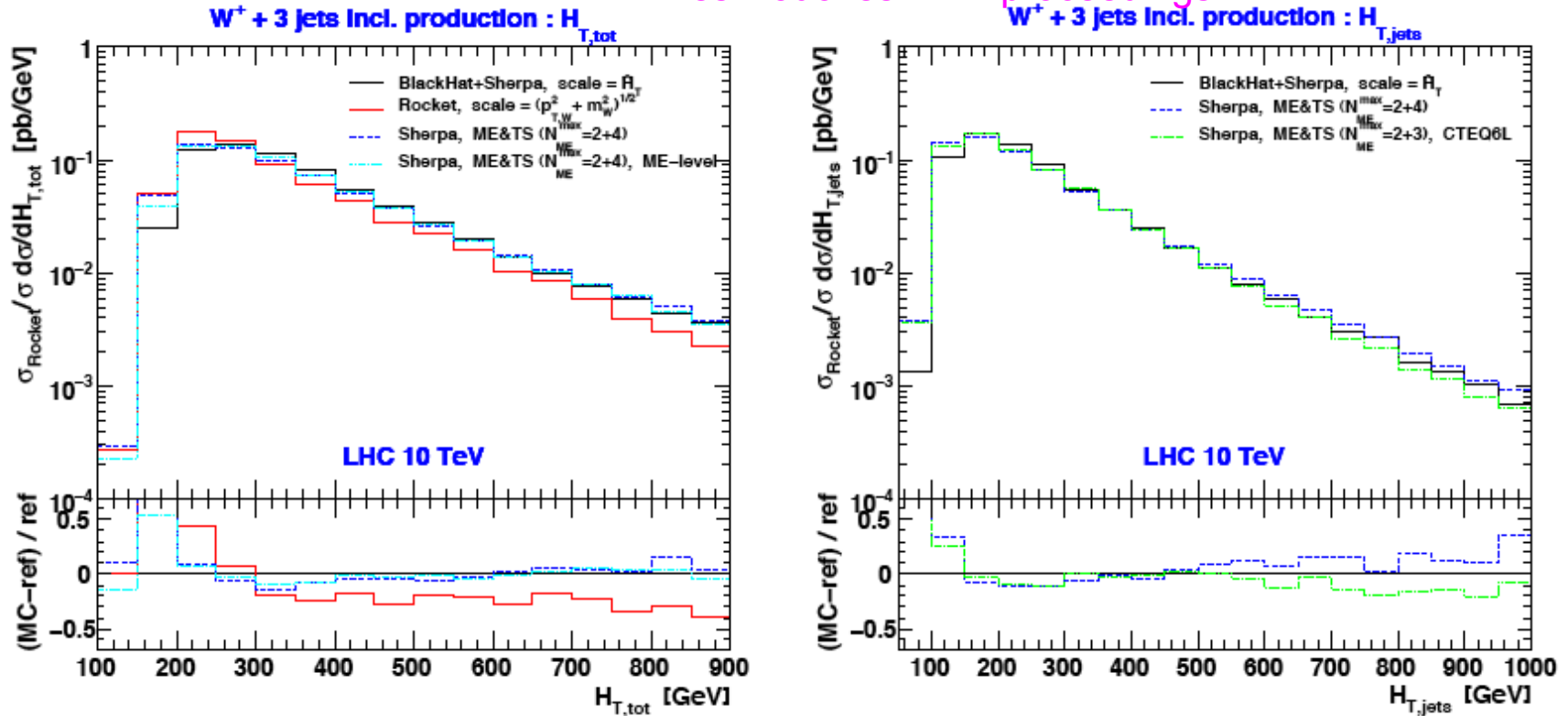


Fig. 19:  $H_T$  and  $H_{T,\text{jets}}$  distributions in inclusive  $W^+ + 3 \text{ jet}$  production at the LHC. NLO predictions obtained from BLACKHAT+SHERPA (black line) and ROCKET (red line) are compared to LO results from SHERPA using the ME&TS merging. All curves have been rescaled to the ROCKET NLO cross section of Table 5; the BLACKHAT+SHERPA prediction is used as the reference; cuts and parameters are detailed in Section 12.2



# Scale dependence: jet algorithms

- Look at results for SISCone/anti- $k_T$ ; anti- $k_T$  cross sections larger than SISCone, smaller scale dependence?

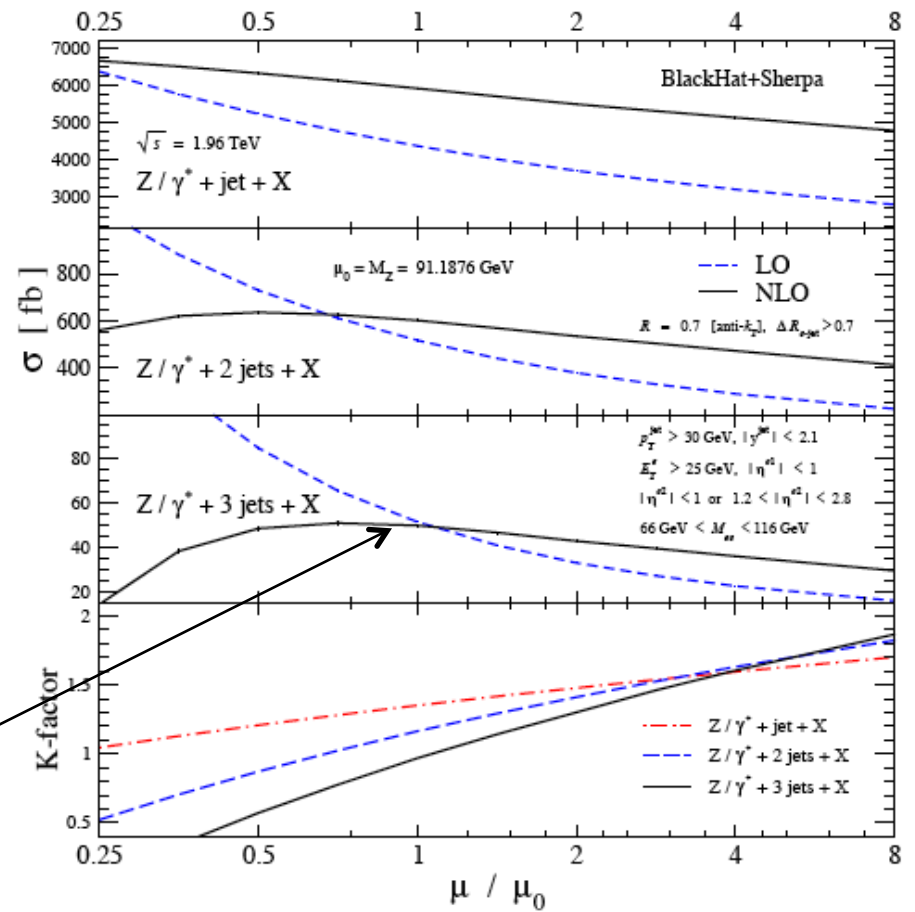
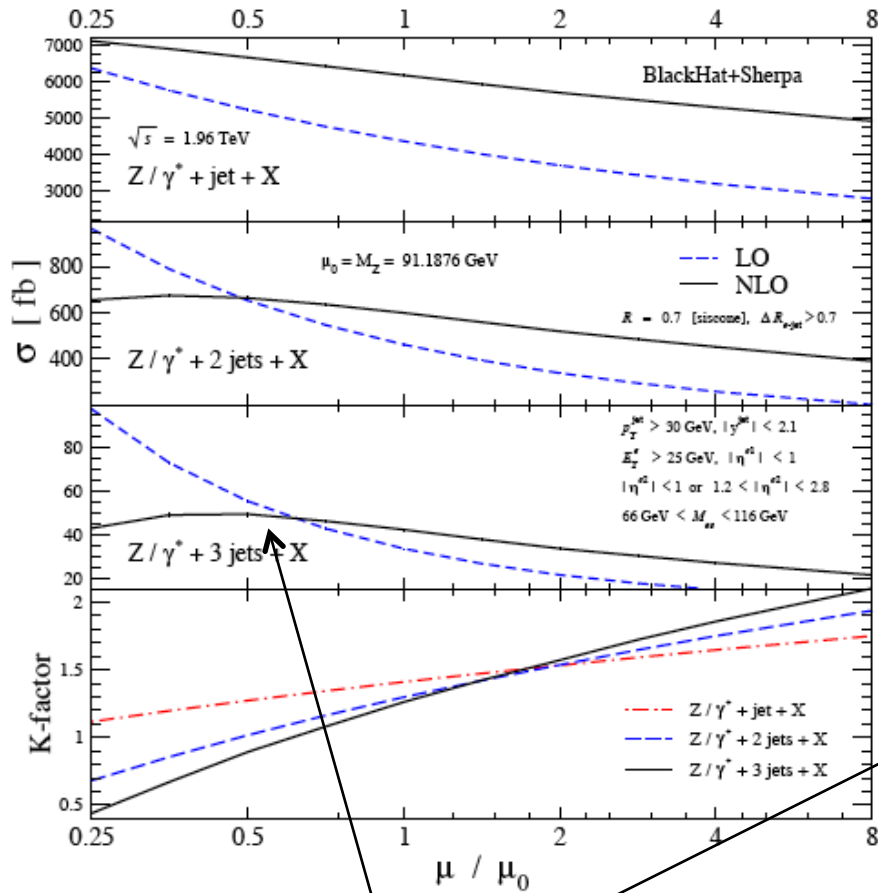
Multi-jet systematics: **jet-algorithms Z+n jets.**

CDF: Phys. Rev. Lett. 100, 102001 (2008)  
 [BlackHat: 0912.4927, 1004.1659]  
 See also talk by J. Huston

$\sigma$  in [fb]      **Tevatron**

# of jets	LO parton SISCONE	NLO parton SISCONE	LO parton anti- $k_T$	NLO parton anti- $k_T$	Non-pert correction
1	$4635(2)^{+928}_{-715}$	$6080(12)^{+354}_{-402}$	$4635(2)^{+928}_{-715}$	$5783(12)^{+257}_{-334}$	~1.1
2	$429.8(0.3)^{+171.7}_{-111.4}$	$564(2)^{+59}_{-70}$	$481.2(0.4)^{+191}_{-124}$	$567(2)^{+31}_{-57}$	~1.2
3	$24.6(0.03)^{+14.5}_{-8.2}$	$35.9(0.9)^{+7.8}_{-7.2}$	$37.88(0.04)^{+22.2}_{-12.6}$	$44.9(0.3)^{+4.7}_{-7.1}$	~1.4

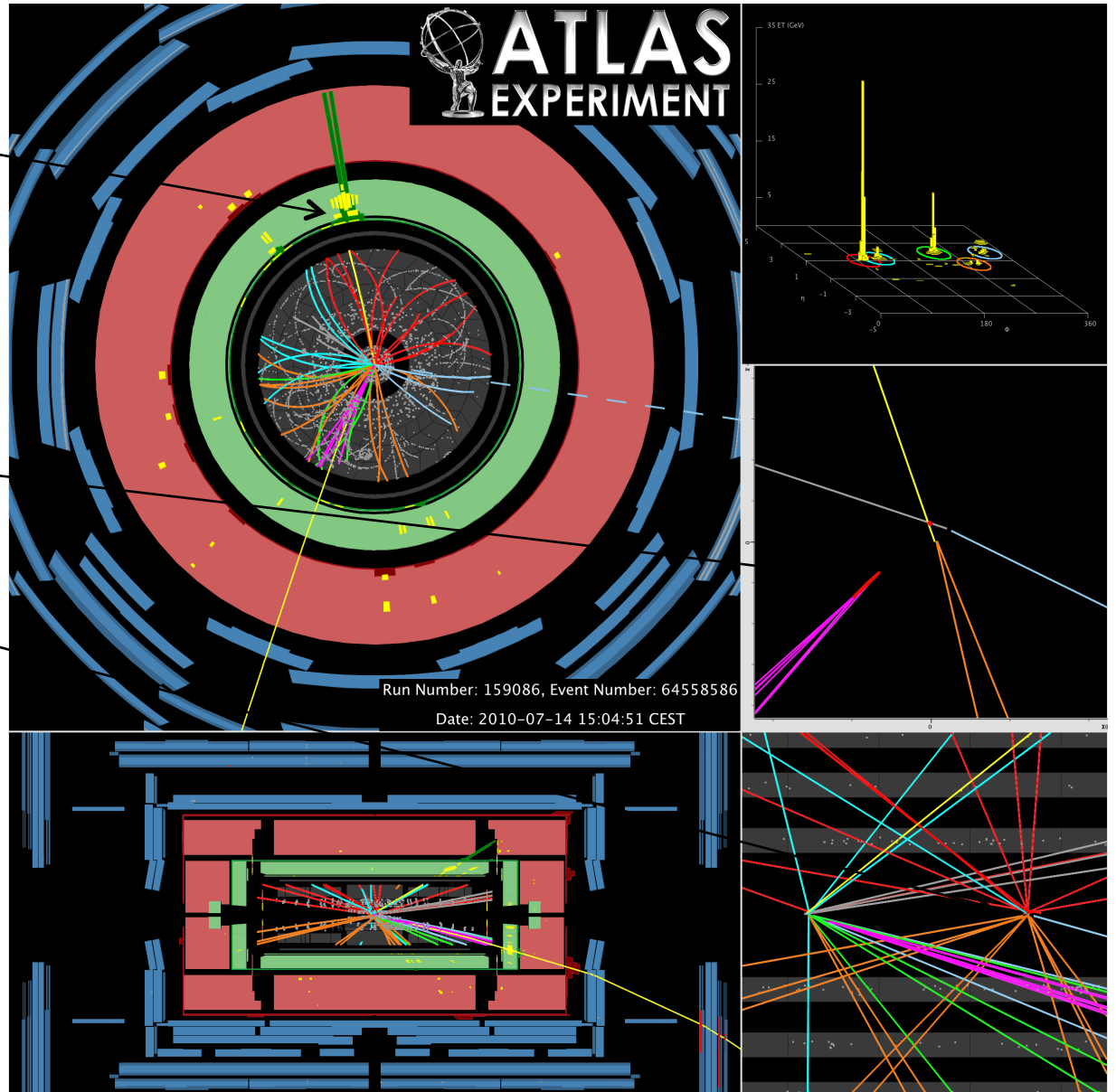
# Z + 3 jets: scale dependence



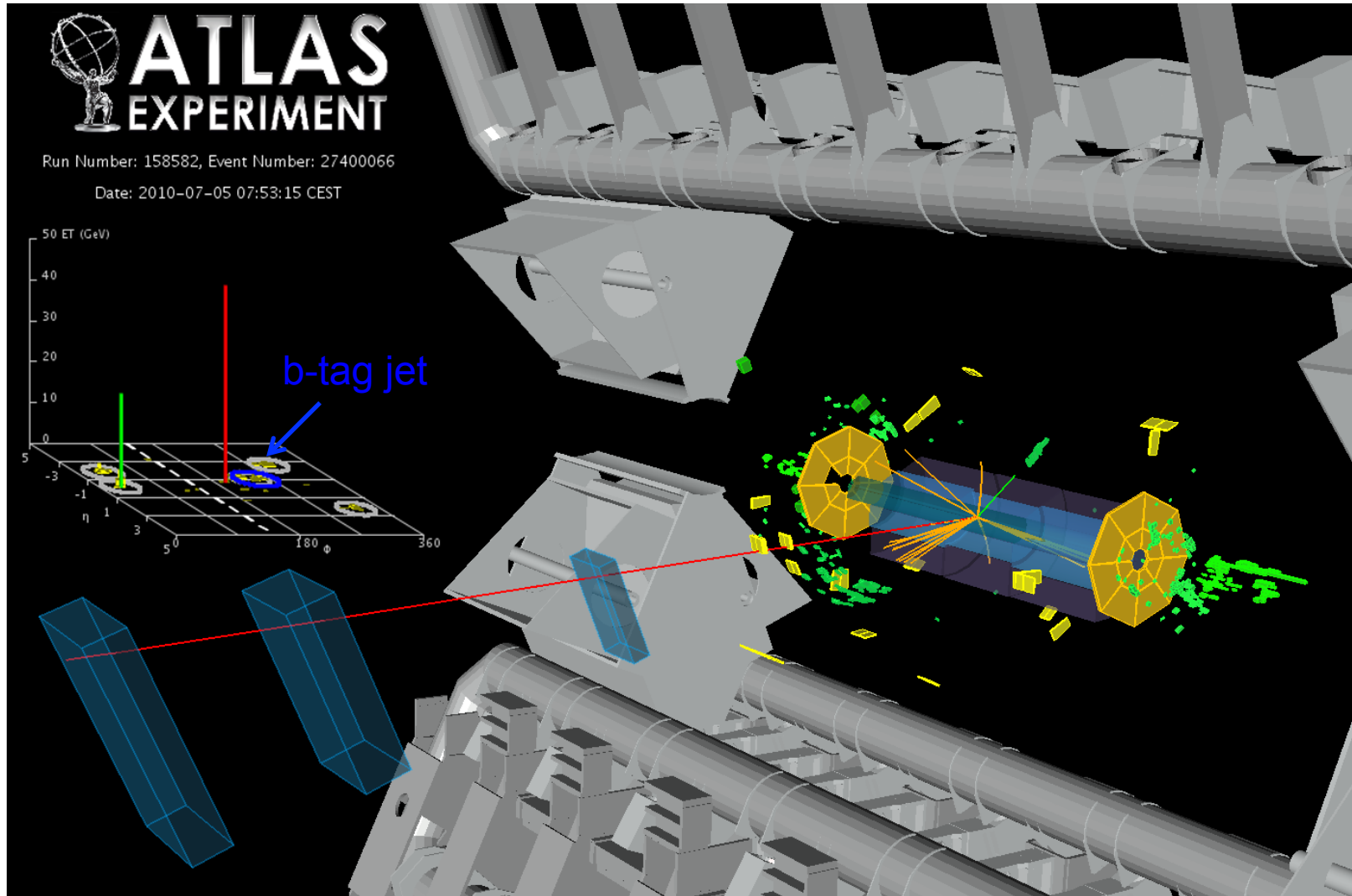
Note that peak cross sections are actually quite close; the cross sections just peak at different scales.

# Rediscovering top

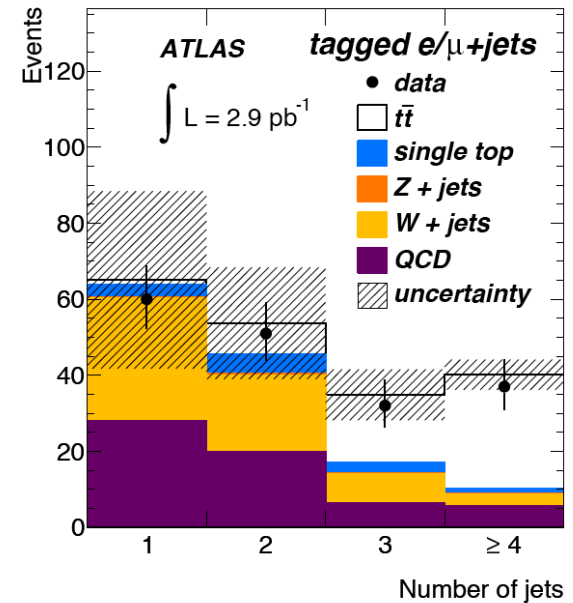
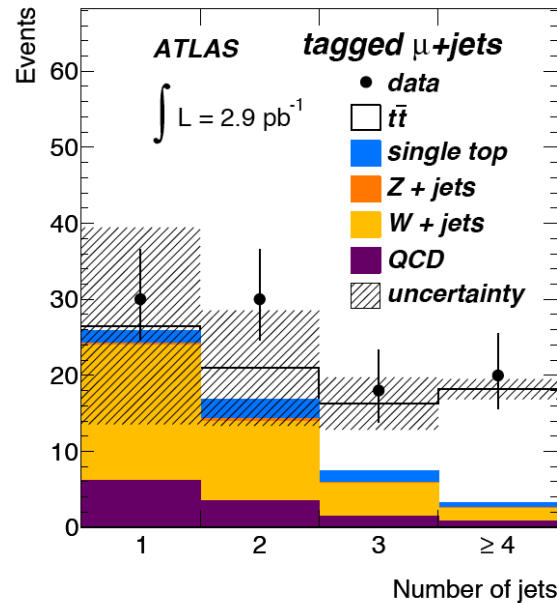
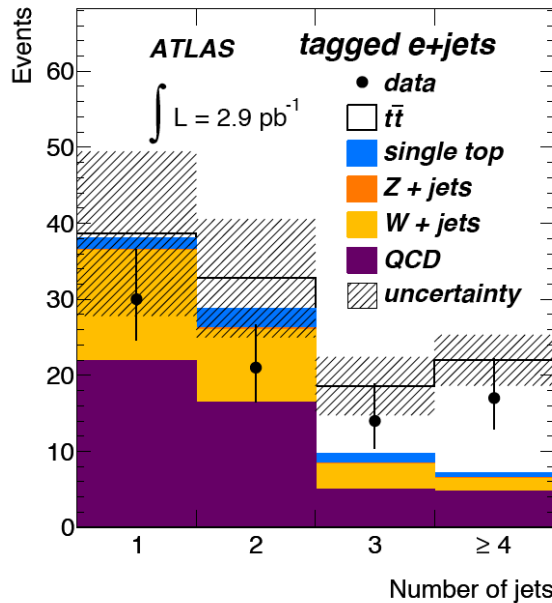
- Electron + jets event
- Secondary vertex tagged jet
- Extra pileup interaction



# e- $\mu$ event



# Top Rediscovery

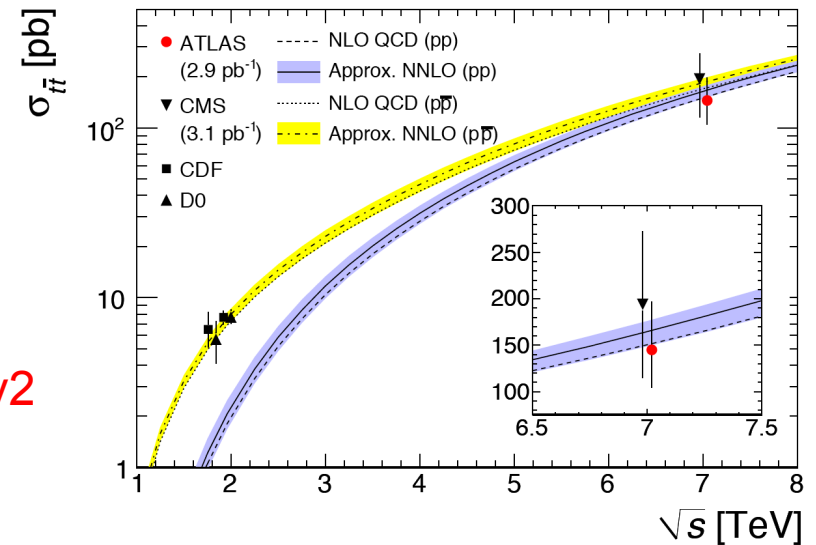


- In  $2.9 \text{ pb}^{-1}$  of data, 37 lepton + jets top pair candidates and 9 dilepton top pair candidates
- Combination of lepton + jets and dilepton results

$$\sigma = 145 \pm 31^{+42}_{-27} \text{ pb}$$

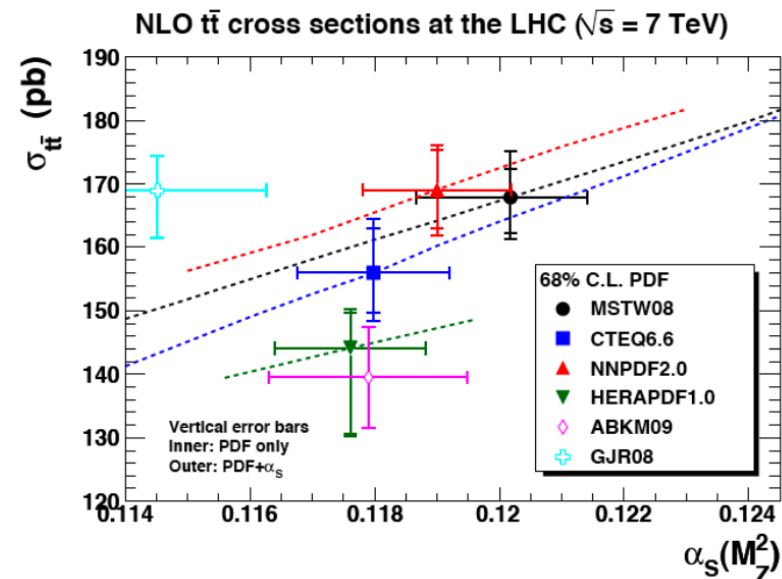
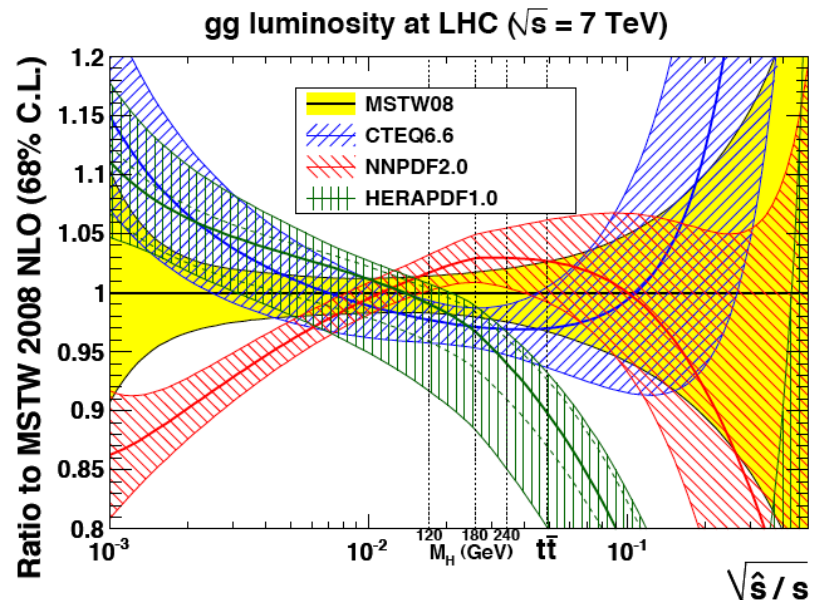
arXiv:1012.1792v2

4.8  $\sigma$  significance

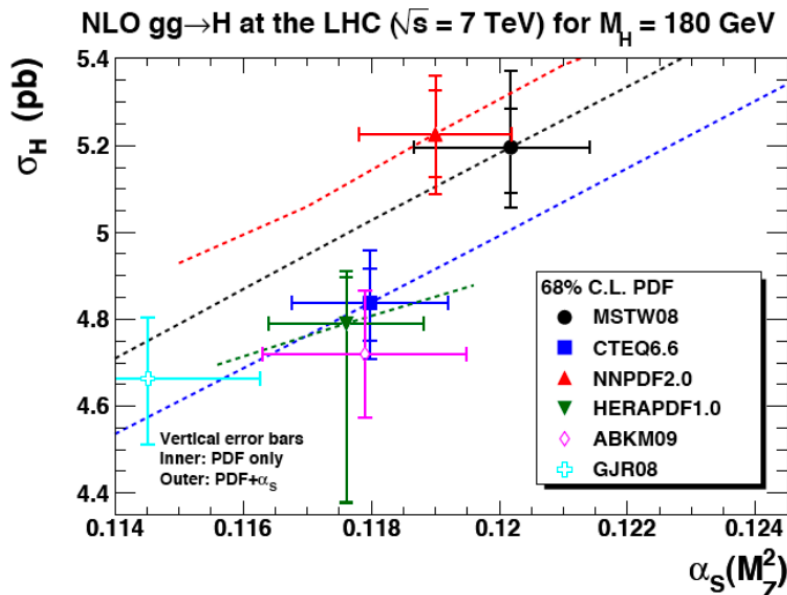
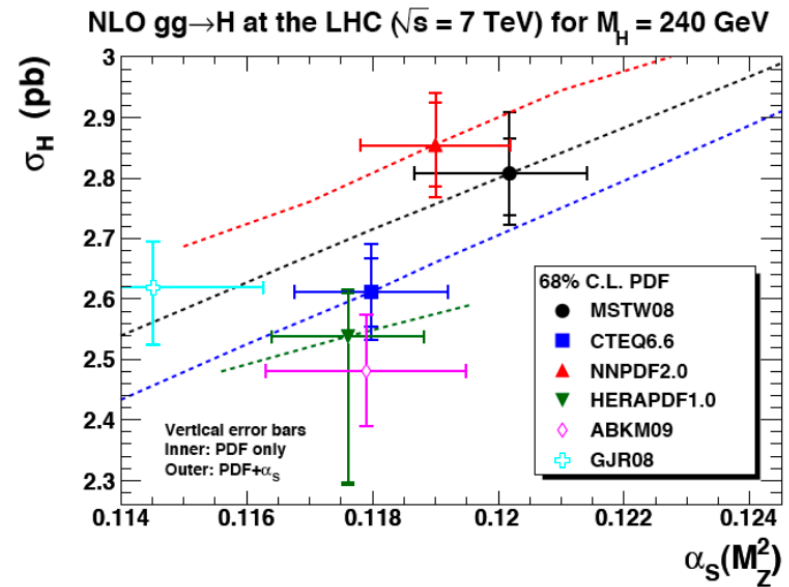
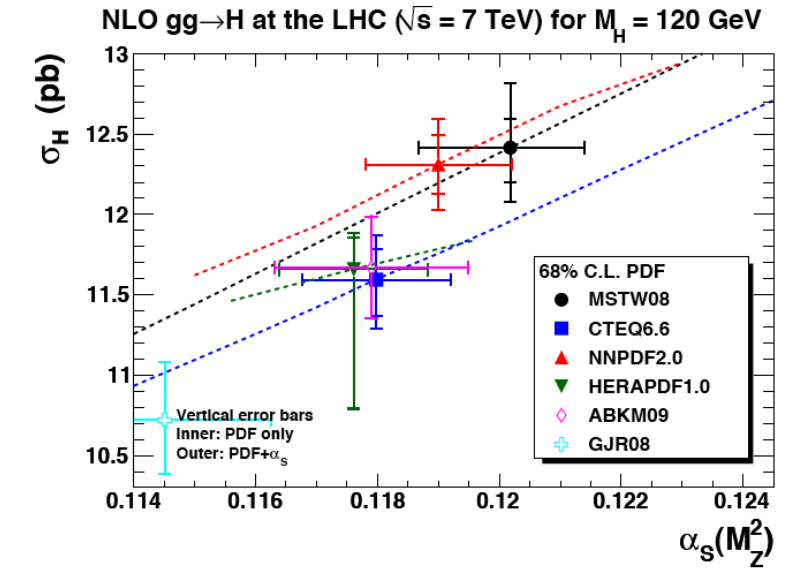


# Aside: Some more results from the benchmarking

- ...from G. Watt's presentation at PDF4LHC meeting on March 26
- Similar gluon-gluon luminosity uncertainty bands, as noted before
- Cross sections fall into two groups, outside 68% CL error bands
- But, slide everyone's prediction along the  $\alpha_s$  curve to 0.119 (for example) and predictions agree reasonably well
  - ◆ within 68% CL PDF errors



# More benchmarking



# Correlations with Z, tT

Define a correlation cosine between two quantities

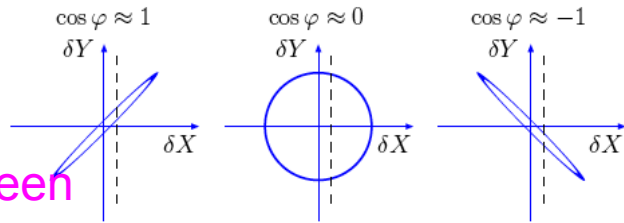


Figure 1: Dependence on the correlation ellipse formed in the  $\Delta X - \Delta Y$  plane on the value of the correlation cosine  $\cos \phi$ .

- If two cross sections are very correlated, then  $\cos \phi \sim 1$
- ...uncorrelated, then  $\cos \phi \sim 0$
- ...anti-correlated, then  $\cos \phi \sim -1$

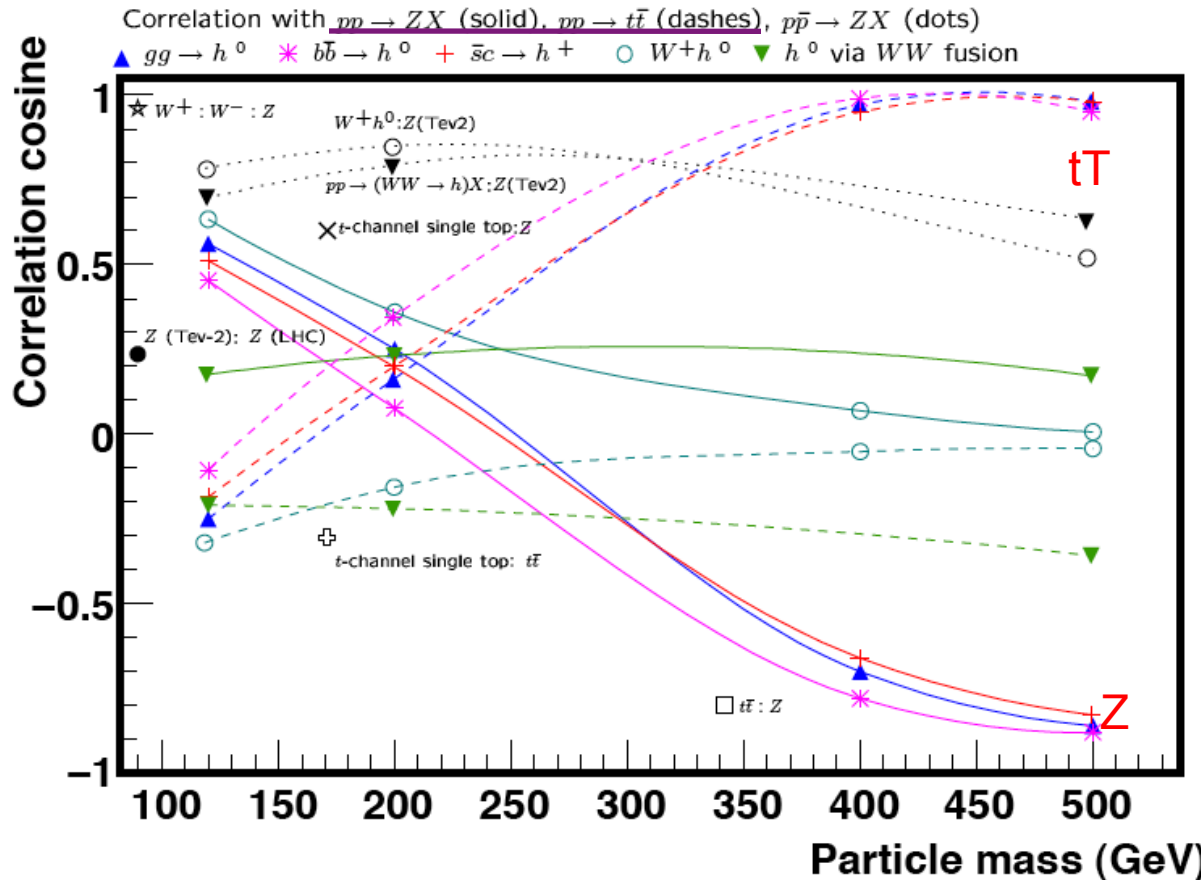
• W and Z will be heavily used for cross section normalization

• Note that correlation curves to Z and to tT are mirror images of each other

• By knowing the pdf correlations, can reduce the uncertainty for a given cross section in ratio to a benchmark cross section **iff**  $\cos \phi > 0$ ; e.g.  $\Delta(\sigma_W + \sigma_Z) \sim 1\%$

• If  $\cos \phi < 0$ , pdf uncertainty for one cross section normalized to a benchmark cross section is larger

• So, for  $gg \rightarrow H(500 \text{ GeV})$ ; pdf uncertainty is 4%;  $\Delta(\sigma_H / \sigma_Z) \sim 8\%$



Particle mass (GeV)

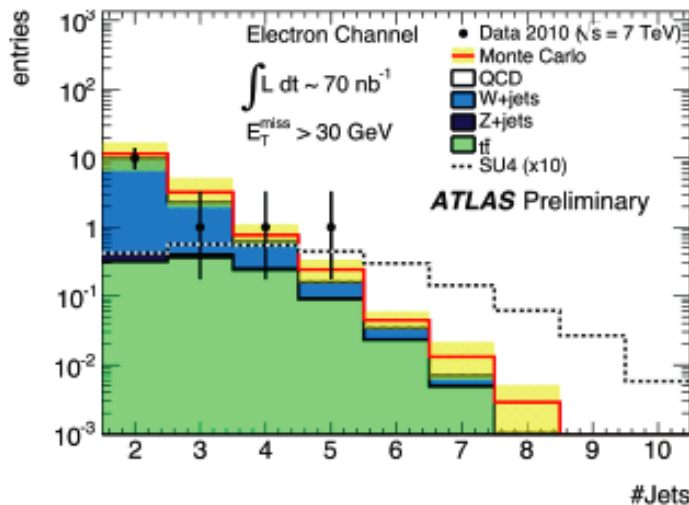


# Back to ATLAS: new physics searches

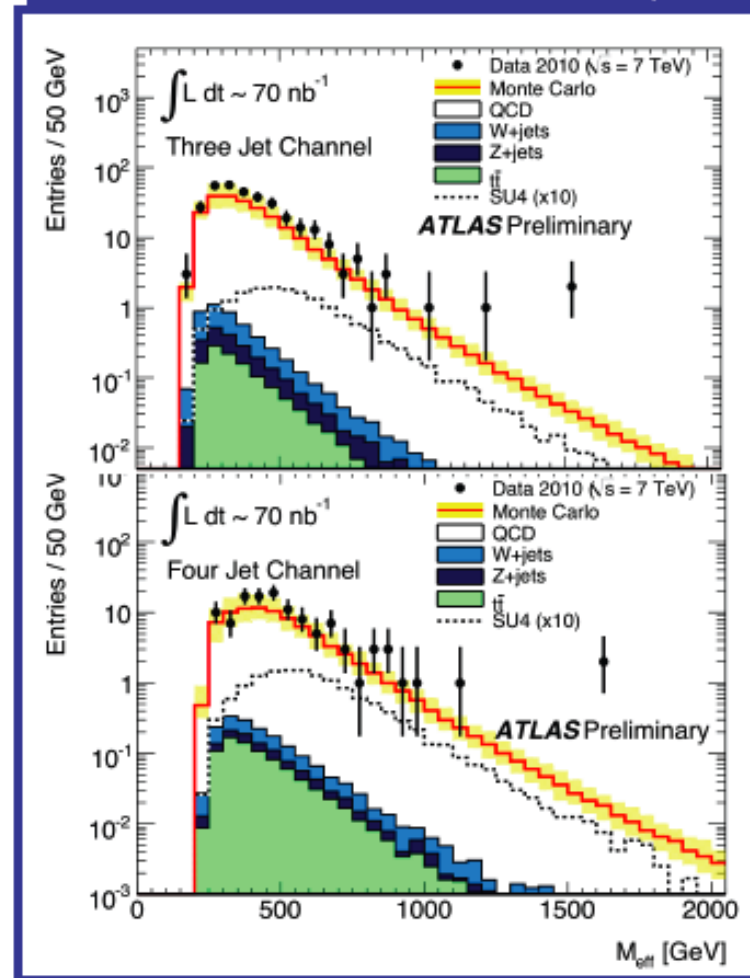
General search strategy for heavy squark/  
gluino production and decay to invisible  
Lightest Supersymmetric Particles (LSPs)

Require jets and significant missing  $E_T$ ;  
measure “effective mass” as estimate of  
supersymmetry mass scale

$$M_{\text{eff}} \equiv \sum_{i=1}^n |\mathbf{p}_T^{(i)}| + E_T^{\text{miss}}$$



“0-lepton searches” after missing  $E_T$  cut



Didn't find any: so far

# ...but

## Exciting candidate...

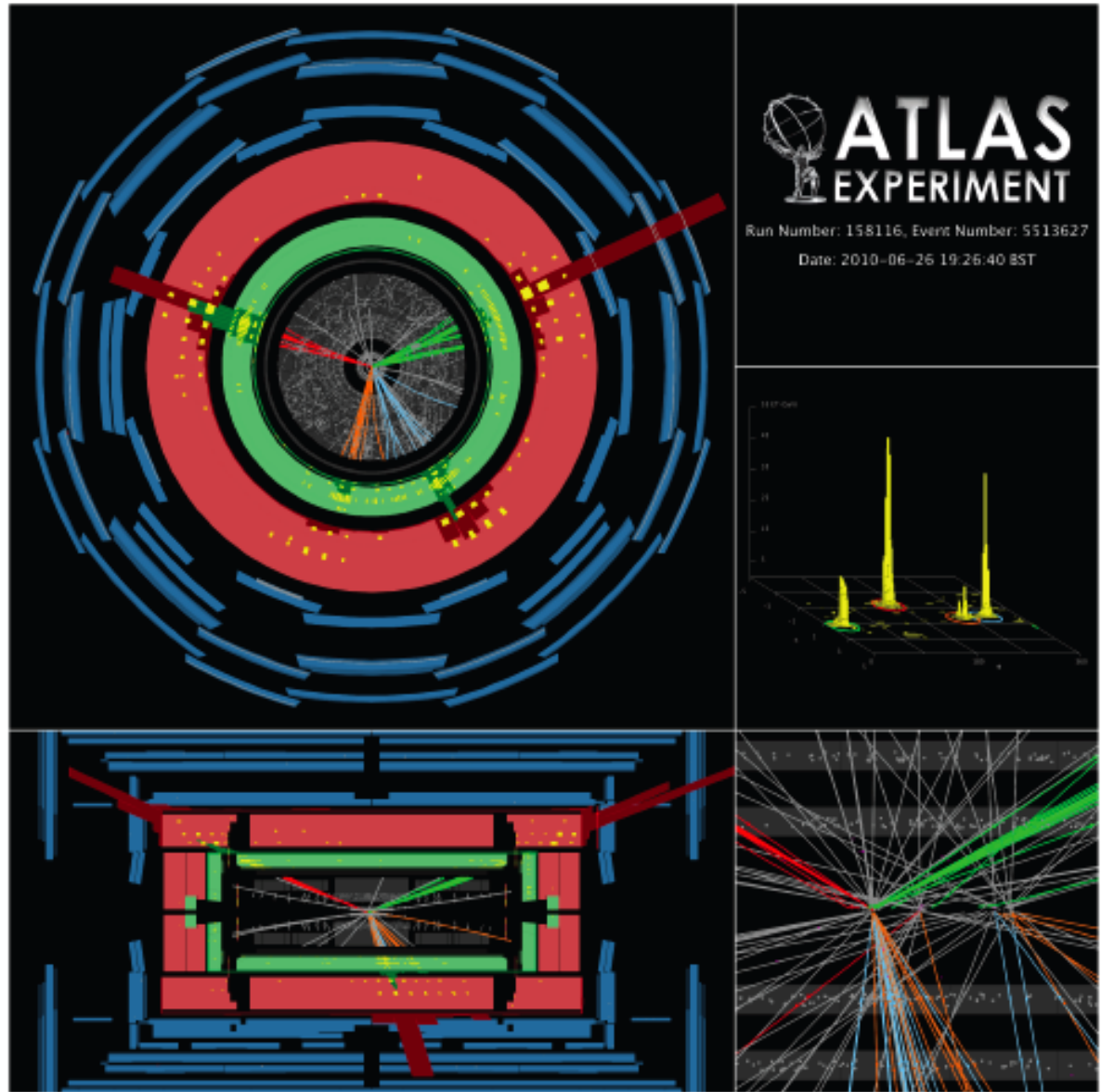
Jet + missing ET selection  
4 high-energy jets  
(same primary vertex)

Effective mass of 1.65 TeV  
(incl. 4 jets)

## ...with a few problems


Missing ET  $\approx 100$  GeV, but  
lies in direction of vertex-  
tagged jet (semilep decay?)

Event does not pass  
selection criteria for  
 $\Delta\phi(\text{jet}, p_{\text{tmiss}})$  nor ratio of  
missing ET to effective mass



Higher luminosity (and energy) is coming

...and with it precision comparisons of data to theory



# Summary

---

- We have an opportunity (forced on us) to understand the QCD environment at the LHC before we reach discover-potential integrated luminosities
- We have the ability (with the ATLAS detector) to make more detailed measurements of final states including jets than any previous collider detector
- ATLAS/LHC are working well, taking and analyzing data, putting together the SM benchmarks needed for robust physics at 7 TeV
- ...thanks to ATLAS colleagues whose transparencies I've borrowed

# Some references

INSTITUTE OF PHYSICS PUBLISHING  
Rep. Prog. Phys. 70 (2007) 89–193

REPORTS ON PROGRESS IN PHYSICS  
doi:10.1088/0034-4885/70/1/R02



Available online at [www.sciencedirect.com](http://www.sciencedirect.com)  
ScienceDirect

Progress in Particle and Nuclear Physics 60 (2008) 484–551

Progress in  
Particle and  
Nuclear Physics

[www.elsevier.com/locate/ppnp](http://www.elsevier.com/locate/ppnp)

## Hard interactions of quarks and gluons: a primer for LHC physics

J M Campbell<sup>1</sup>, J W Huston<sup>2</sup> and W J Stirling<sup>3</sup>

CHS

<sup>1</sup> Department of Physics and Astronomy, University of Glasgow, Glasgow G12 8QQ, UK

<sup>2</sup> Department of Physics and Astronomy, Michigan State University, East Lansing, MI 48840, USA

<sup>3</sup> Institute for Particle Physics Phenomenology, University of Durham, Durham DH1 3LE, UK

E-mail: [j.campbell@physics.gla.ac.uk](mailto:j.campbell@physics.gla.ac.uk), [huston@msu.edu](mailto:huston@msu.edu) and [w.j.stirling@durham.ac.uk](mailto:w.j.stirling@durham.ac.uk)

Received 14 July 2006, in final form 6 November 2006

Published 19 December 2006

Online at [stacks.iop.org/RoPP/70/89](http://stacks.iop.org/RoPP/70/89)

over 1500 downloads  
so far

### Abstract

In this paper, we will develop the perturbative framework for the calculation of hard-scattering processes. We will undertake to provide both a reasonably rigorous development of the formalism of hard-scattering of quarks and gluons as well as an intuitive understanding of the physics behind the scattering. We will emphasize the role of logarithmic corrections as well as power counting in  $\alpha_S$  in order to understand the behaviour of hard-scattering processes. We will include ‘rules of thumb’ as well as ‘official recommendations’, and where possible will seek to dispel some myths. We will also discuss the impact of soft processes on the measurements of hard-scattering processes. Experiences that have been gained at the Fermilab Tevatron will be recounted and, where appropriate, extrapolated to the LHC.

(Some figures in this article are in colour only in the electronic version)

goal is to provide a reasonably global picture  
of LHC calculations

Review

## Jets in hadron–hadron collisions

S.D. Ellis<sup>a,\*</sup>, J. Huston<sup>b</sup>, K. Hatakeyama<sup>c</sup>, P. Loch<sup>d</sup>, M. Tönnesmann<sup>e</sup>

<sup>a</sup> University of Washington, Seattle, WA 98195, United States

<sup>b</sup> Michigan State University, East Lansing, MI 48824, United States

<sup>c</sup> Rockefeller University, New York, NY 10021, United States

<sup>d</sup> University of Arizona, Tucson, AZ 85721, United States

<sup>e</sup> Max Planck Institute für Physik, Munich, Germany

arXiv:07122447 Dec 14, 2007

### Abstract

In this article, we review some of the complexities of jet algorithms and of the resultant comparisons of data to theory. We review the extensive experience with jet measurements at the Tevatron, the extrapolation of this acquired wisdom to the LHC and the differences between the Tevatron and LHC environments. We also describe a framework (SpartyJet) for the convenient comparison of results using different jet algorithms.

© 2007 Elsevier B.V. All rights reserved.

*Keywords:* Jet; Jet algorithm; LHC; Tevatron; Perturbative QCD; SpartyJet

### Contents

1. Introduction.....	485
2. Factorization.....	486
3. Jets: Parton level vs experiment .....	490
3.1. Iterative cone algorithm .....	490
3.1.1. Definitions.....	490
3.1.2. $R_{sep}$ , seeds and IR-sensitivity .....	495
3.1.3. Seedless and midpoint algorithms.....	498
3.1.4. Merging .....	499
3.1.5. Summary.....	499

# More references

## Towards Jetography

GAVIN P. SALAM

LPTHE, UPMC Univ. Paris 6,  
CNRS UMR 7589, 75252 Paris 05, France

### Abstract

As the LHC prepares to start taking data, this review is intended to provide a QCD theorist's understanding and views on jet finding at hadron colliders, including recent developments. My hope is that it will serve both as a primer for the newcomer to jets and as a quick reference for those with some experience of the subject. It is devoted to the questions of how one defines jets, how jets relate to partons, and to the emerging subject of how best to use jets at the LHC.

arXiv:0906.1833v1 [hep-ph] 10 Jun 2009

arXiv:1003.1241v1 [hep-ph] 5 Mar 2010

## THE SM AND NLO MULTILEG WORKING GROUP: Summary Report

*Convenors:* T. Binoth<sup>1</sup>, G. Dissertori<sup>2</sup>, J. Huston<sup>3</sup>, R. Pittau<sup>4</sup>

*Contributing authors:* J. R. Andersen<sup>5</sup>, J. Archibald<sup>6</sup>, S. Badger<sup>7</sup>, R. D. Ball<sup>1</sup>, G. Bevilacqua<sup>8</sup>, I. Bierenbaum<sup>9</sup>, T. Binoth<sup>1</sup>, F. Boudjema<sup>10</sup>, R. Boughezal<sup>11</sup>, A. Bredenstein<sup>12</sup>, R. Britto<sup>13</sup>, M. Campanelli<sup>14</sup>, J. Campbell<sup>15</sup>, L. Carminati<sup>16,17</sup>, G. Chachamis<sup>18</sup>, V. Ciulli<sup>19</sup>, G. Cullen<sup>1</sup>, M. Czakon<sup>20</sup>, L. Del Debbio<sup>1</sup>, A. Denner<sup>18</sup>, G. Dissertori<sup>2</sup>, S. Dittmaier<sup>21</sup>, S. Forte<sup>16,17</sup>, R. Frederix<sup>11</sup>, S. Frixione<sup>5,22,23</sup>, E. Gardi<sup>1</sup>, M. V. Garzelli<sup>4,16</sup>, S. Gascon-Shotkin<sup>24</sup>, T. Gehrmann<sup>11</sup>, A. Gehrmann-De Ridder<sup>25</sup>, W. Giele<sup>15</sup>, T. Gleisberg<sup>26</sup>, E. W. N. Glover<sup>8</sup>, N. Greiner<sup>11</sup>, A. Guffanti<sup>21</sup>, J.-Ph. Guillet<sup>10</sup>, A. van Hameren<sup>27</sup>, G. Heinrich<sup>6</sup>, S. Höche<sup>11</sup>, M. Huber<sup>28</sup>, J. Huston<sup>3</sup>, M. Jaquier<sup>11</sup>, S. Kallweit<sup>18</sup>, S. Karg<sup>20</sup>, N. Kauer<sup>29</sup>, F. Krauss<sup>6</sup>, J. I. Latorre<sup>30</sup>, A. Lazopoulos<sup>25</sup>, P. Lenzi<sup>19</sup>, G. Luisoni<sup>11</sup>, R. Mackeprang<sup>31</sup>, L. Magnea<sup>5,32</sup>, D. Maître<sup>6</sup>, D. Majumder<sup>33</sup>, I. Malamos<sup>34</sup>, F. Maltoni<sup>35</sup>, K. Mazumdar<sup>33</sup>, P. Nadolsky<sup>36</sup>, P. Nason<sup>37</sup>, C. Oleari<sup>37</sup>, F. Olness<sup>36</sup>, C. G. Papadopoulos<sup>8</sup>, G. Passarino<sup>32</sup>, E. Pilon<sup>10</sup>, R. Pittau<sup>4</sup>, S. Pozzorini<sup>5</sup>, T. Reiter<sup>38</sup>, J. Reuter<sup>21</sup>, M. Rodgers<sup>6</sup>, G. Rodrigo<sup>9</sup>, J. Rojo<sup>16,17</sup>, G. Sanguinetti<sup>10</sup>, F.-P. Schilling<sup>39</sup>, M. Schumacher<sup>21</sup>, S. Schumann<sup>40</sup>, R. Schwienhorst<sup>3</sup>, P. Skands<sup>15</sup>, H. Stenzel<sup>41</sup>, F. Stöckli<sup>5</sup>, R. Thorne<sup>14,42</sup>, M. Ubiali<sup>1,35</sup>, P. Uwer<sup>43</sup>, A. Vicini<sup>16,17</sup>, M. Warsinsky<sup>21</sup>, G. Watt<sup>5</sup>, J. Weng<sup>2</sup>, I. Wigmore<sup>1</sup>, S. Weinzierl<sup>44</sup>, J. Winter<sup>15</sup>, M. Worek<sup>45</sup>, G. Zanderighi<sup>46</sup>

<sup>1</sup> The University of Edinburgh, School of Physics and Astronomy, Edinburgh EH9 3JZ, UK

<sup>2</sup> Institute for Particle Physics, ETH Zurich, CH-8093 Zurich, Switzerland

<sup>3</sup> Michigan State University, East Lansing, Michigan 48824, USA

<sup>4</sup> Departamento de Física Teórica y del Cosmos, Centro Andaluz de Física de Partículas Elementales (CAFPE), Universidad de Granada, E-18071 Granada, Spain

<sup>5</sup> PH TH, CERN, CH-1211 Geneva, Switzerland

<sup>6</sup> Institute for Particle Physics Phenomenology, University of Durham, Durham, DH1 3LE, UK

<sup>7</sup> Deutsches Elektronensynchrotron DESY, Platanenallee 6, D-15738 Zeuthen, Germany

<sup>8</sup> Institute of Nuclear Physics, NCSR Demokritos, GR-15310 Athens, Greece

<sup>9</sup> Instituto de Física Corpuscular, CSIC-Universitat de València, Apartado de Correos 22085, E-46071 Valencia, Spain

<sup>10</sup> LAPTH, Université de Savoie, CNRS, BP 110, 74941 Annecy-le-Vieux, France

<sup>11</sup> Institut für Theoretische Physik, Universität Zürich, CH-8057 Zürich, Switzerland

<sup>12</sup> High Energy Accelerator Research Organization (KEK), Tsukuba, Ibaraki 305-0801, Japan

<sup>13</sup> Institut de Physique Théorique, Orme des Merisiers, CEA/Saclay, 91191 Gif-sur-Yvette Cedex, France

<sup>14</sup> University College London, Gower Street, WC1E 6BT, London, UK

<sup>15</sup> Theory Dept., Fermi National Accelerator Laboratory, Batavia (IL), USA

<sup>16</sup> INFN Milano, via Celoria 16, I-20133 Milano, Italy

<sup>17</sup> Università di Milano, Dipartimento di Fisica, via Celoria 16, I-20133 Milano, Italy

<sup>18</sup> Paul Scherrer Institut, Würenlingen und Villigen, CH-5232 Villigen PSI, Switzerland

<sup>19</sup> Università di Firenze & INFN, via Sansone 1, 50019 Sesto F.no, Firenze, Italy

<sup>20</sup> Institut für Theoretische Physik E, RWTH Aachen University D-52056 Aachen, Germany

<sup>21</sup> Albert-Ludwigs Universität Freiburg, Physikalisches Institut, Hermann-Herder-Str. 3, 79104 Freiburg im Breisgau, Germany

<sup>22</sup> On leave of absence from INFN, Sez. di Genova, Italy

<sup>23</sup> ITPP, EPFL, CH-1015 Lausanne, Switzerland

<sup>24</sup> Université Claude Bernard Lyon-I, Institut de Physique Nucleaire de Lyon (IPNL), 4 rue Enrico Fermi, F-69622 Villeurbanne, CEDEX, France

<sup>25</sup> Institute for Theoretical Physics, ETH, CH-8093 Zurich, Switzerland

<sup>26</sup> SLAC National Accelerator Laboratory, Stanford University, Stanford, CA 94309, USA

<sup>27</sup> Institute of Nuclear Physics, Polish Academy of Sciences, PL-31342 Cracow, Poland

<sup>28</sup> Max-Planck-Institut für Physik (Werner-Heisenberg-Institut), D-80805 München, Germany

<sup>29</sup> Department of Physics, Royal Holloway, University of London, Egham TW200EX, UK

# SpartyJet



Sparty

J. Huston, K. Geerlings,  
Brian Martin  
Michigan State University

P-A. Delsart, Grenoble

C. Vermillion, Washington

<http://projects.hepforge.org/spartyjet/>

If interested for ATLAS, please contact  
[Brian.thomas.martin@cern.ch](mailto:Brian.thomas.martin@cern.ch)

# K-factors

---

- Often we work at LO by necessity (parton shower Monte Carlos), but would like to know the impact of NLO corrections
- K-factors (NLO/LO) can be a useful short-hand for this information
- But caveat emptor; the value of the K-factor depends on a number of things
  - ◆ PDFs used at LO and NLO
  - ◆ scale(s) at which the cross sections are evaluated
- And often the NLO corrections result in a shape change, so that one K-factor is not sufficient to modify the LO cross sections



# Is the K-factor (at $m_W$ ) at the LHC surprising?

The K-factors for W + jets ( $p_T > 30$  GeV/c) fall near a straight line, as do the K-factors for the Tevatron. By definition, the K-factors for Higgs + jets fall on a straight line.

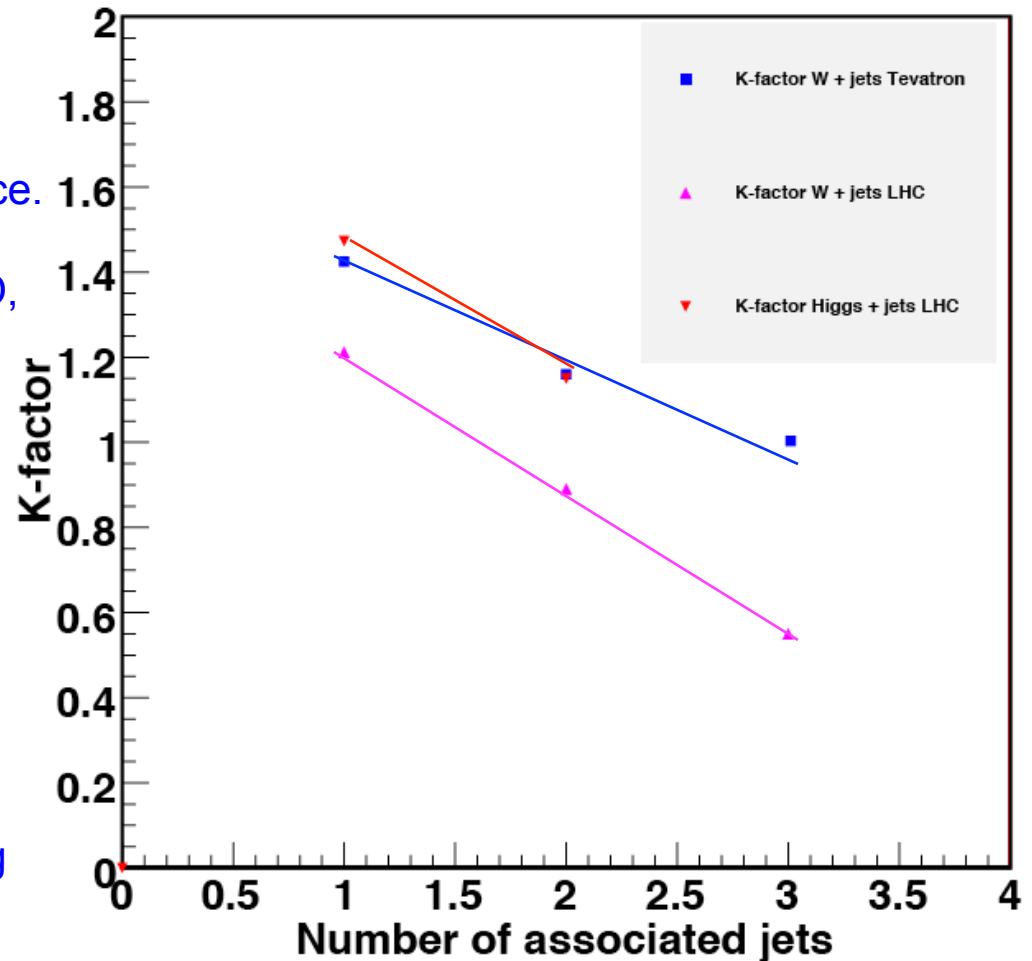
Nothing special about  $m_W$ ; just a typical choice.

The only way to know a cross section to NLO, say for W + 4 jets or Higgs + 3 jets, is to calculate it, but in lieu of the calculations, especially for observables that we have deemed important at Les Houches, can we understand the behavior with the associated number of jets?

Related to this is:

- understanding the reduced scale dependences/pdf uncertainties for cross section ratios we have been discussing
- scale choices at LO for cross sections uncalculated at NLO

K-factors at scale  $m_W/m_H$  as fn of # of associated jets



# Is the K-factor (at $m_W$ ) at the LHC surprising?

The K-factors for W + jets ( $p_T > 30$  GeV/c) fall near a straight line, as do the K-factors for the Tevatron. By definition, the K-factors for Higgs + jets fall on a straight line.

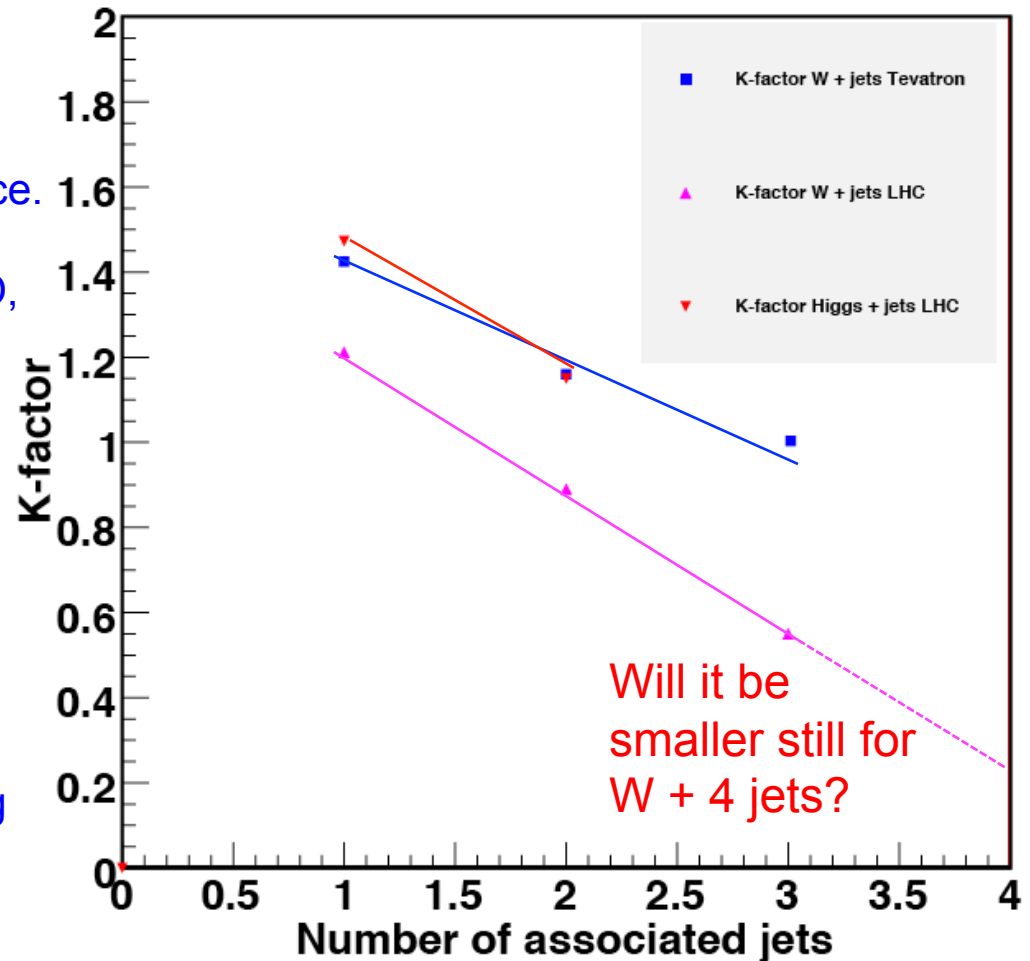
Nothing special about  $m_W$ ; just a typical choice.

The only way to know a cross section to NLO, say for W + 4 jets or Higgs + 3 jets, is to calculate it, but in lieu of the calculations, especially for observables that we have deemed important at Les Houches, can we make rules of thumb?

Related to this is:

- understanding the reduced scale dependences/pdf uncertainties for the cross section ratios we have been discussing
- scale choices at LO for cross sections calculated at NLO
- scale choices at LO for cross sections uncalculated at NLO

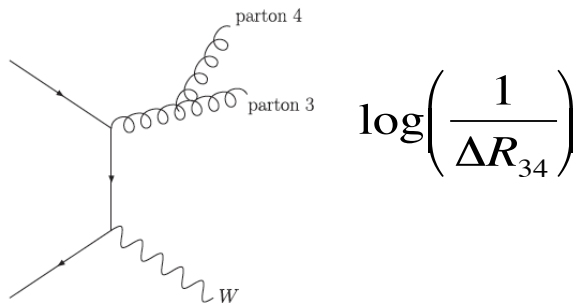
K-factors at scale  $m_W/m_H$  as fn of # of associated jets



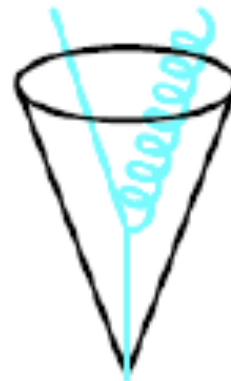
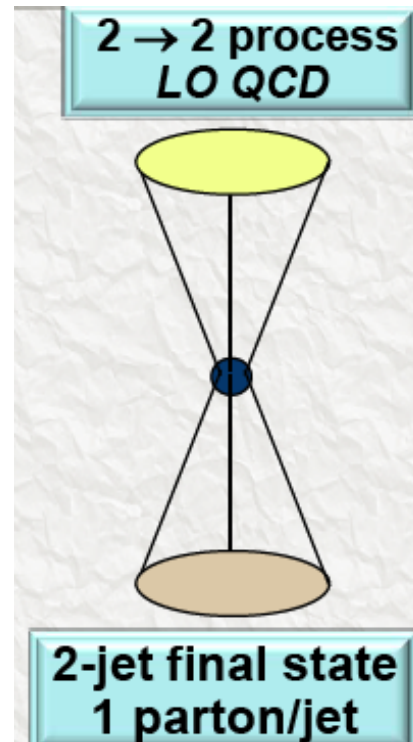
To understand this further, we have to discuss jet algorithms

# Jet algorithms at LO

- At (fixed) LO, 1 parton = 1 jet
  - ◆ why not more than 1? I have to put a  $\Delta R$  cut on the separation between two partons; otherwise, there's a collinear divergence. LO parton shower programs effectively put in such a cutoff
  - ◆ Remember the collinear

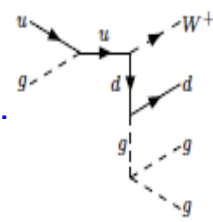


- But at NLO, I have to deal with more than 1 parton in a jet, and so now I have to talk about how to cluster those partons
  - ◆ i.e. jet algorithms

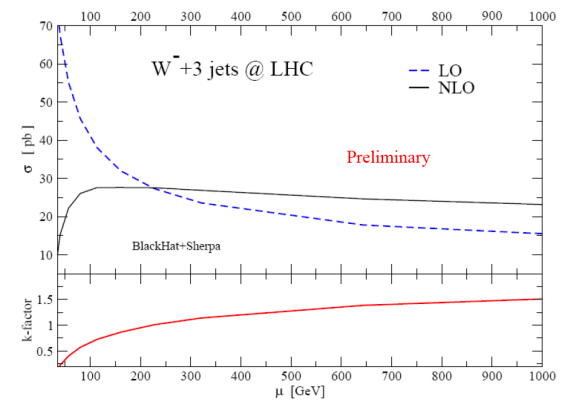


# Is the K-factor (at $m_W$ ) at the LHC surprising?

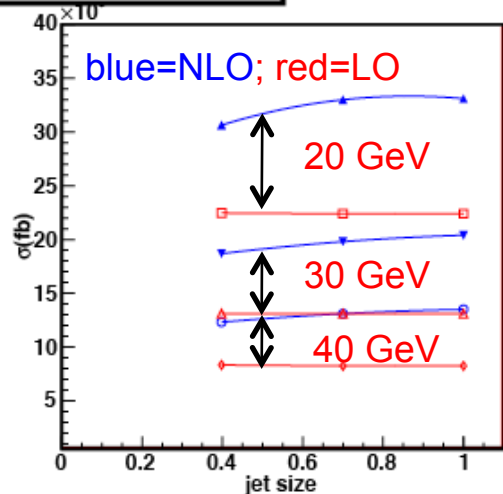
The problem is not the NLO cross section; that is well-behaved. The problem is that the LO cross section sits 'too-high'. The reason (one of them) for this is that we are 'too-close' to the collinear pole ( $R=0.4$ ) leading to an enhancement of the LO cross section (double-enhancement if the gluon is soft ( $\sim 20$  GeV/c)). Note that at LO, the cross section increases with decreasing  $R$ ; at NLO it decreases. The collinear dependence gets stronger as  $n_{\text{jet}}$  increases. The K-factors for  $W + 3$  jets would be more *normal* ( $>1$ ) if a larger cone size and/or a larger jet  $p_T$  cutoff were used. But that's a LO problem; the best approach is to use the appropriate jet sizes/jet  $p_T$ 's for the analysis and understand the best scales to use at LO (matrix element + parton shower) to approximate the NLO calculation (as well as comparing directly to the NLO calculation).



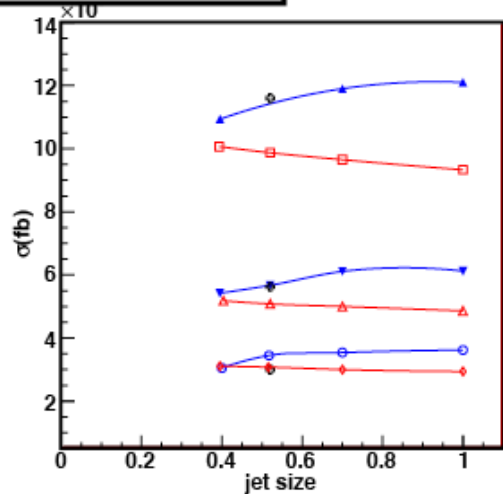
LHC total cross section



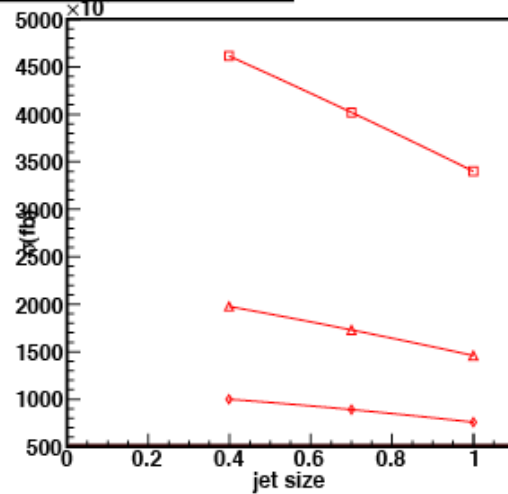
W + 1 jets cross section



W + 2 jets cross section



W + 3 jets cross section

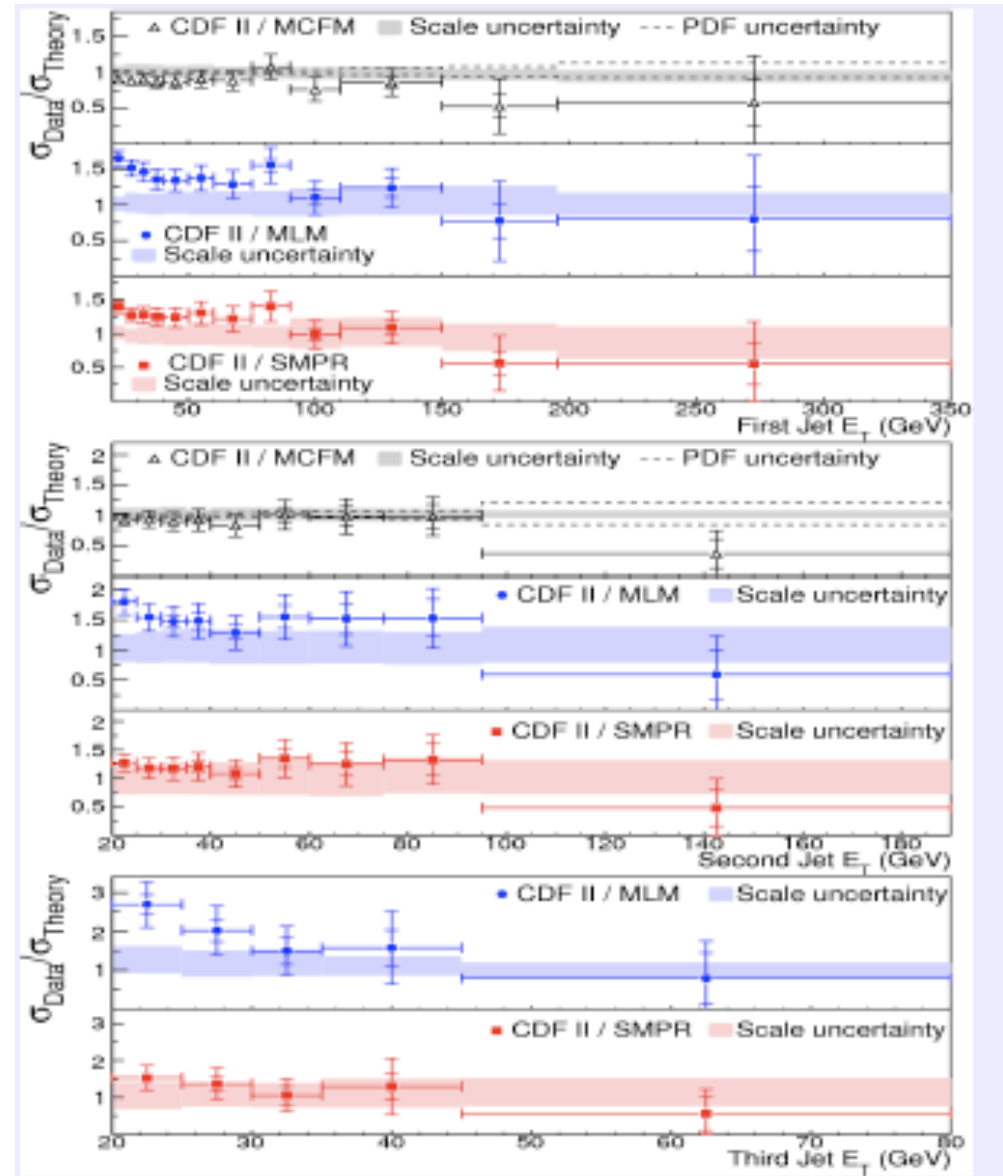
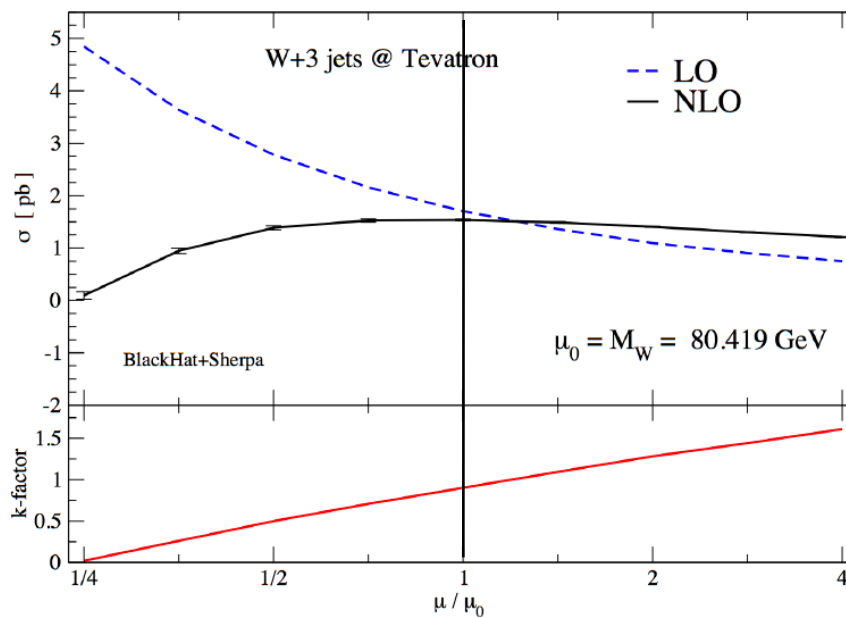


For 3 jets, the LO collinear singularity effects are even more pronounced.

NB: here I have used CTEQ6.6 for both LO and NLO; CTEQ6L1 would shift LO curves up

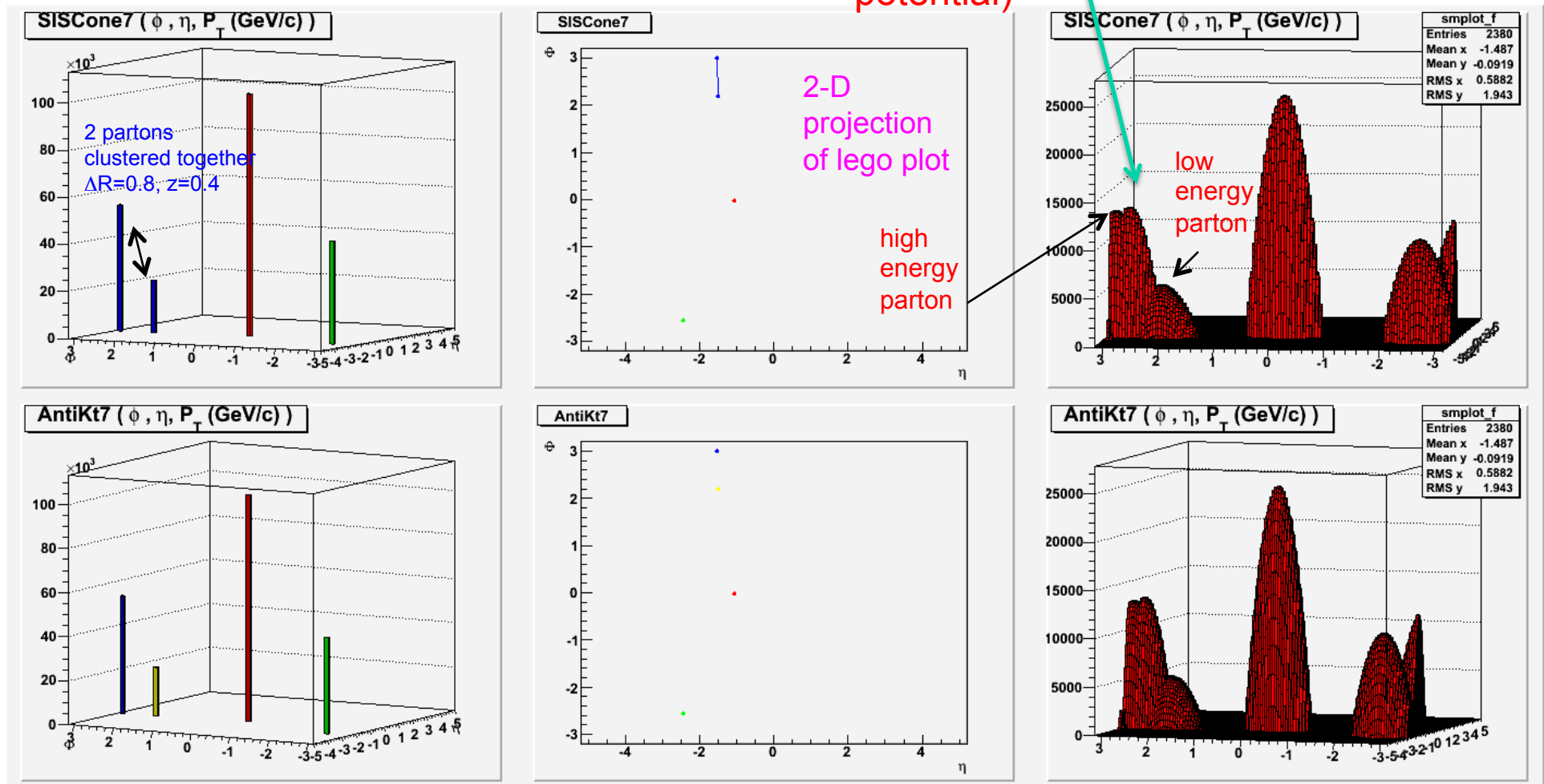
# Scale choices at the Tevatron: W + jets

- At the Tevatron,  $m_W$  is a reasonable scale (in terms of K-factor  $\sim 1$ )

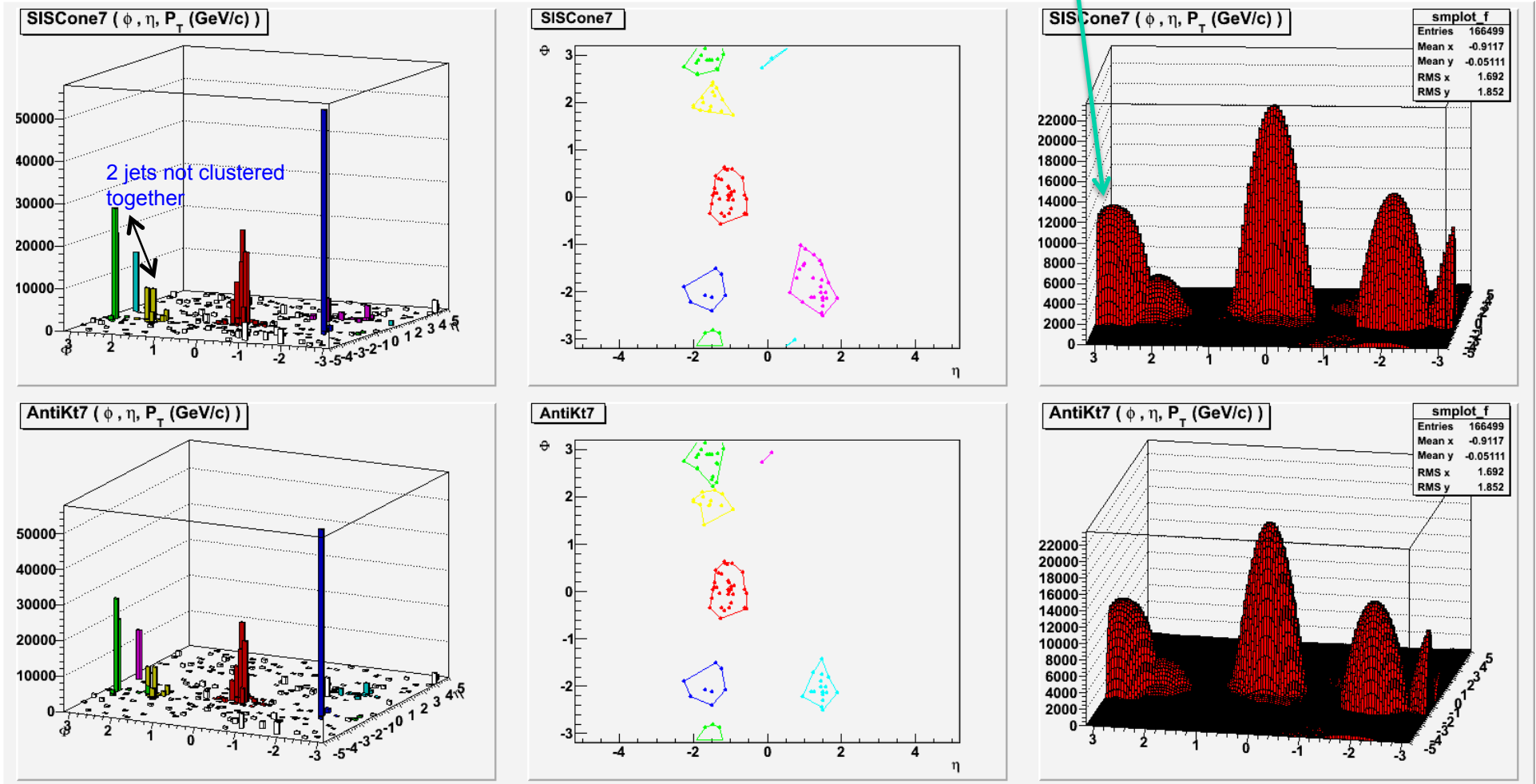


# Now try ALPEN W + 3 parton event

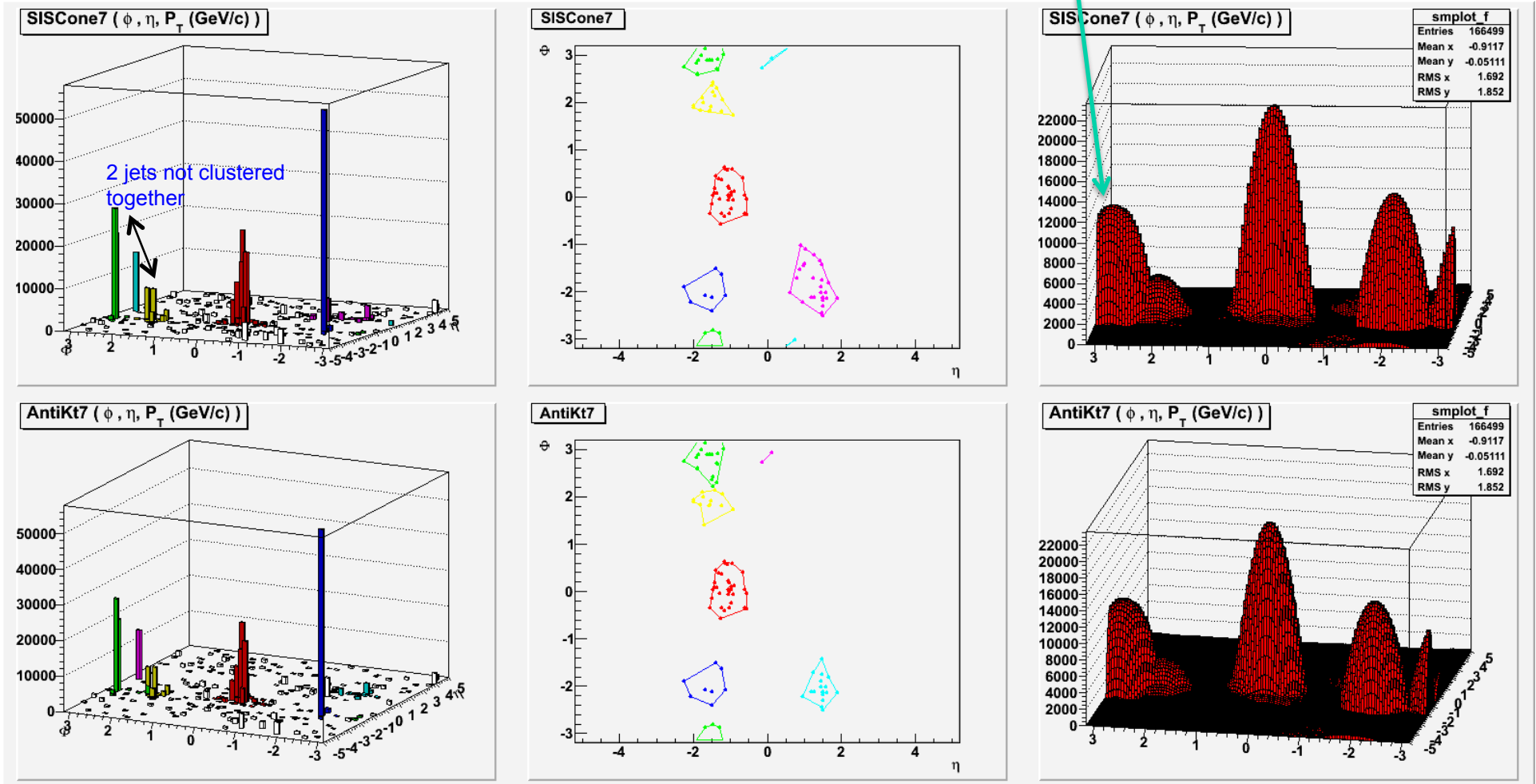
SISCone solution including both partons  
(looking at inverted 2-D Snowmass  
potential)



# Same ALPGEN (+PYTHIA) event at topocluster level



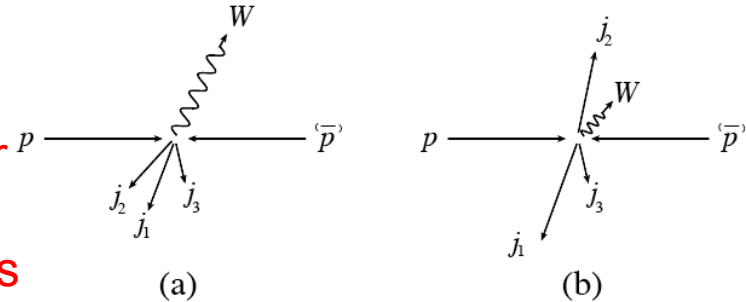
# Same ALPGEN (+PYTHIA) event at topocluster level





# Scale choices: what worked at the Tevatron for W + jets ( $m_W, E_T^W, p_T^{W,m_W^2}$ ) won't at the LHC

If configuration (a) dominated, then as jet  $E_T$  increased,  $E_T^W$  would increase along with it. But configuration (b) is kinematically favored for high jet  $E_T$ 's (smaller partonic center-of-mass energy);  $E_T^W$  remains small, and that scale does not describe the process very well



Note that now split/merge can become important as the partonic jets can overlap and share partons

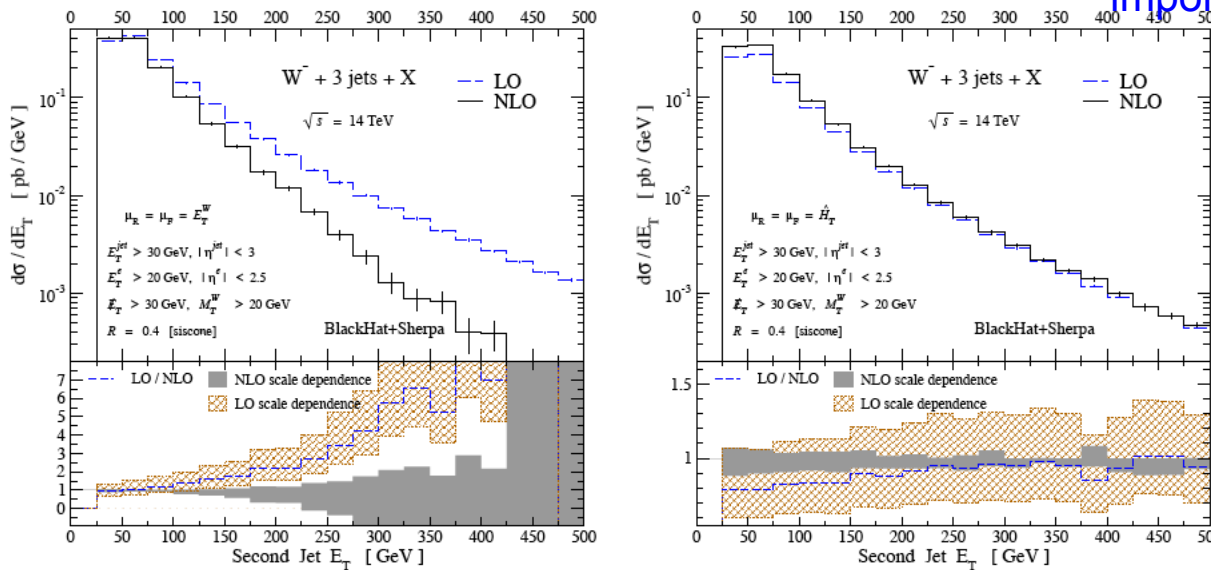


FIG. 9: The  $E_T$  distribution of the second jet at LO and NLO, for two dynamical scale choices,  $\mu = E_T^W$  (left plot) and  $\mu = \hat{H}_T$  (right plot). The histograms and bands have the same meaning as in previous figures. The NLO distribution for  $\mu = E_T^W$  turns negative beyond  $E_T = 475$  GeV.

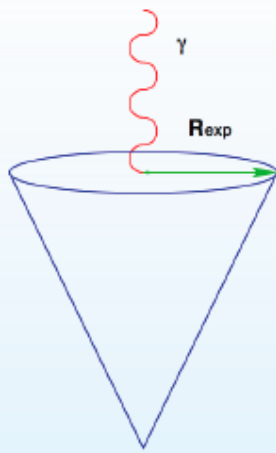
Configuration b also tends to dominate in the tails of multi-jet distributions (such as  $H_T$  or  $M_{ij}$ ); for high jet  $E_T$ , W behaves like a massless boson, and so there's a kinematic enhancement when it's soft

# Aside: Photon isolation at the LHC

- From a theoretical perspective, it's best to apply a *Frixione-style* isolation criterion, in which the amount of energy allowed depends on the distance from the photon; this has the advantage of removing the fragmentation contribution for photon production, as well as discriminating against backgrounds from jet fragmentation
- But most of the energy in an isolation cone is from underlying event/pileup
- At Les Houches, we started to develop (being continued by Mike Hance, Brian,...in ATLAS):
  - ◆ (1) an implementation of the Frixione isolation appropriate for segmented calorimeters

## Isolation criterion

courtesy J.P.Guillet



$$E_T^{had} \leq E_{Tmax} \text{ inside}$$

$$(y - y_\gamma)^2 + (\phi - \phi_\gamma)^2 \leq R_{exp}^2$$

Large Log. when  $R_{exp} \rightarrow 0$  and  $E_{Tmax} \rightarrow 0$

Other isolation criterion ( S. Frixione )  
where  $E_{Tmax} = F(r)$

## Action Items:

(using SpartyJet)

● Susan, Joey, Kajari, Jean-Philippe

## Exp :

Look again in detail at the Frixione criterium, what is the impact at LHC of UE/PU, of fragmentation; see if some "hybrid" (simple cone vs Frixione) can be found, suitable for exp. application.

## Theory:

use existing (and possibly upgraded) codes to study difference in x-sections obtained with Frixione-criterium and some "pedestal" allowed in the central cone

● Look also at "democratic" approach