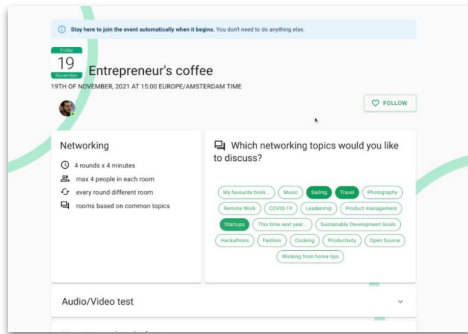
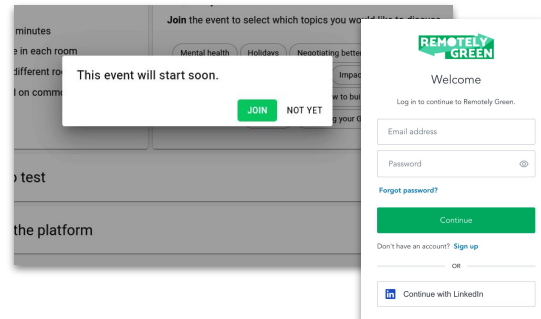


Joining a **REMOTELY GREEN** networking event

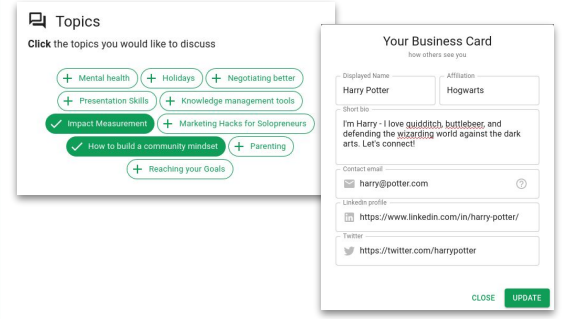
1. Go to event page



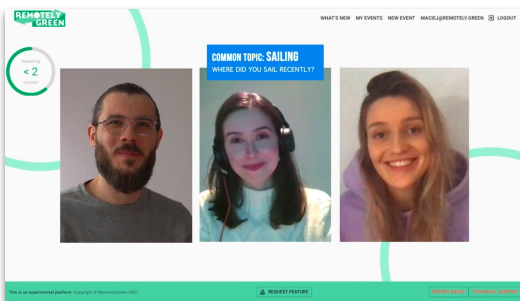
2. Join the event - needs login



3. Choose topics, fill business card



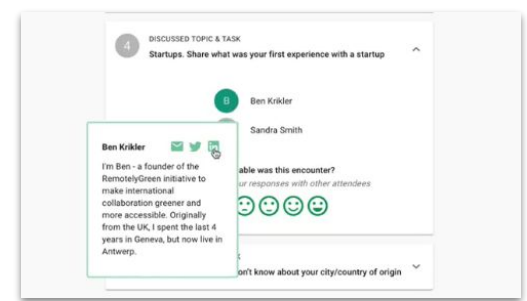
4. First networking encounter



5. Further networking rounds



6. View your summary



See more on YouTube:  [Virtual Networking Explained](#)

5 tips to maximise your experience

- 1. Use Chrome, Firefox, or Edge from a laptop or desktop**
Other browsers and devices might work, but we can't guarantee the same performance.
- 2. Join a few minutes early, especially if this is your first event**
You need an account to join the event. It's quick to create via LinkedIn or with an email.
- 3. Once you join the event you don't have to do anything**
Stay on the same page - the platform takes care of moving you through the program. If you want to leave early, simply close or refresh the tab.
- 4. Choose your topics**
Who you meet is determined by the topics you select and who you've already met. Choose these topics at the start of the event and in between encounters.
- 5. Set up your business card**
This makes it easy to follow up with you. Click on your badge or username in the top-right corner of the screen to add your details.