

Penning trap **PENTATRAP** for fundamental physics

Pavel Filianin

Max-Planck-Institute for Nuclear Physics, Heidelberg, Germany

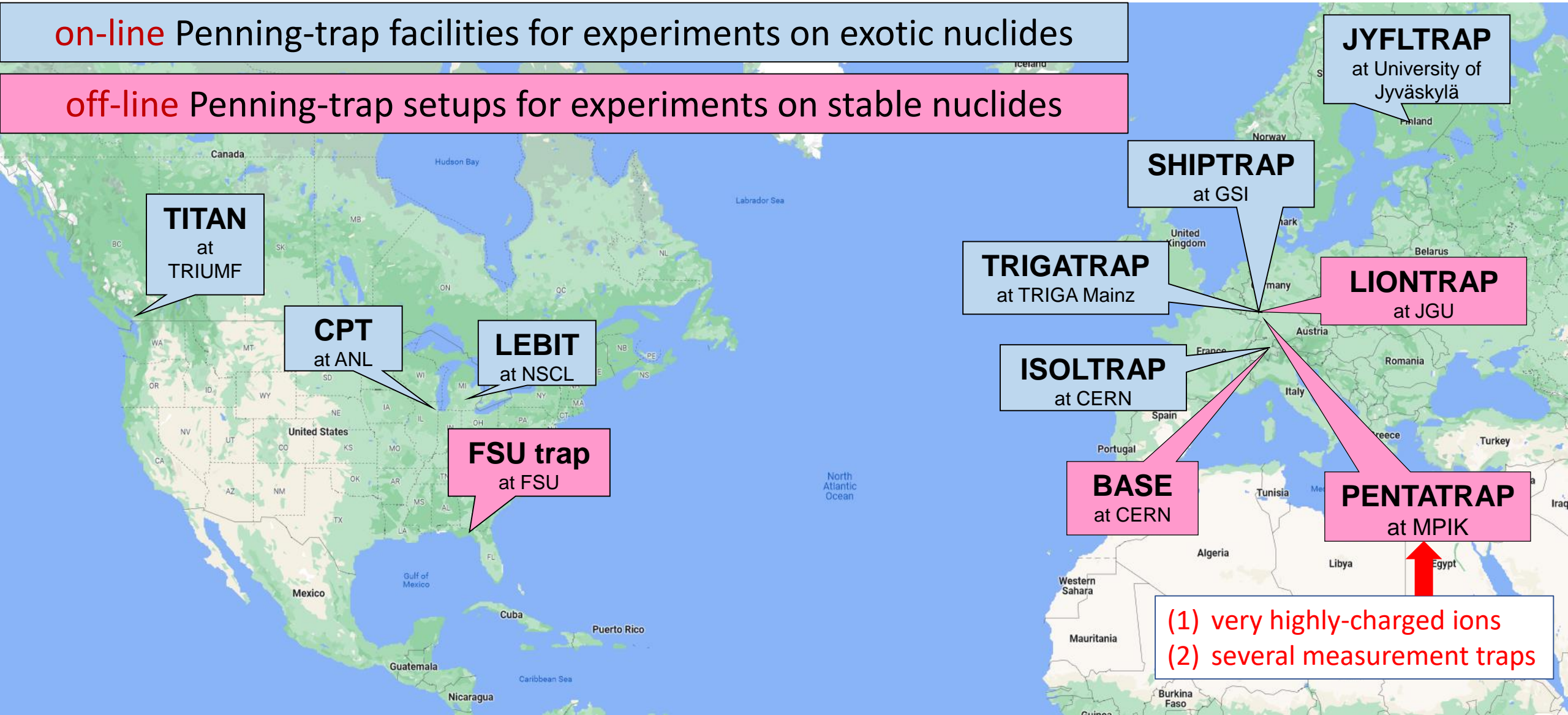
FFK, Wien, May 22-26, 2023



High-Precision Penning Traps Worldwide

on-line Penning-trap facilities for experiments on exotic nuclides

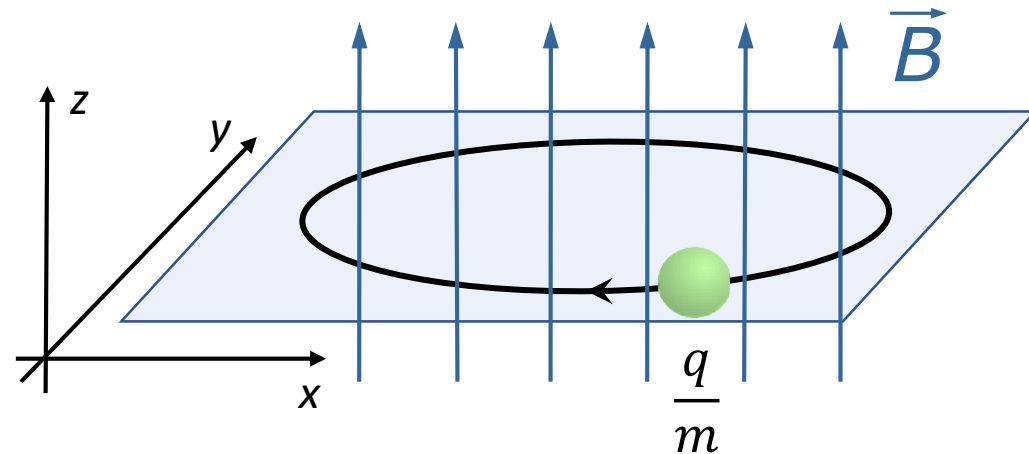
off-line Penning-trap setups for experiments on stable nuclides



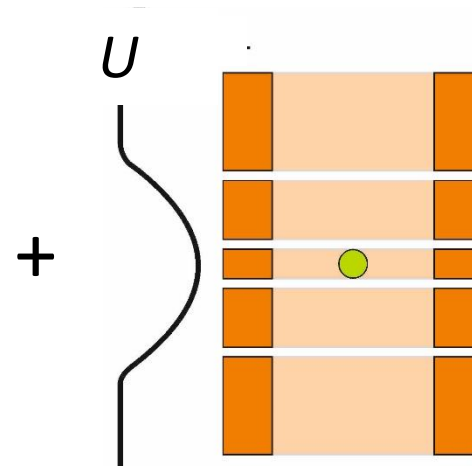
- (1) very highly-charged ions
- (2) several measurement traps

Penning Trap

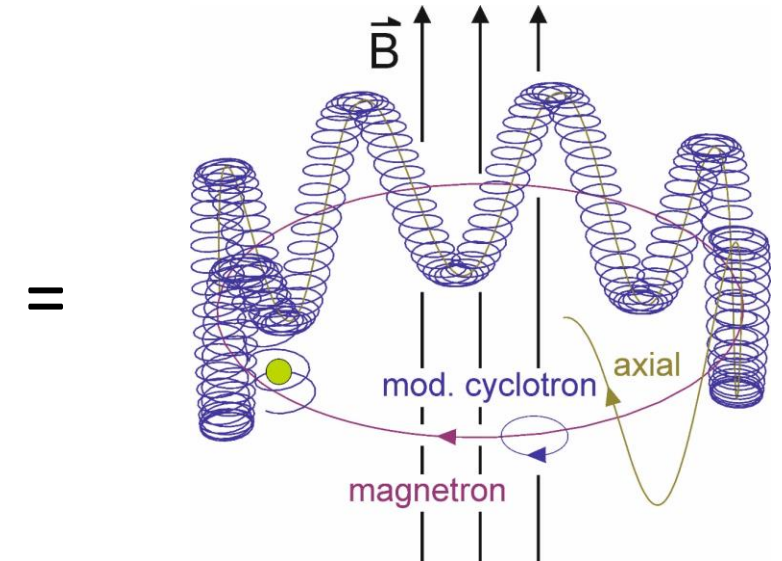
strong uniform
magnetic field



harmonic electrostatic
potential



3 eigenmotions in trap



cyclotron frequency

$$\nu_c = \frac{1}{2\pi} \frac{q}{m} B$$

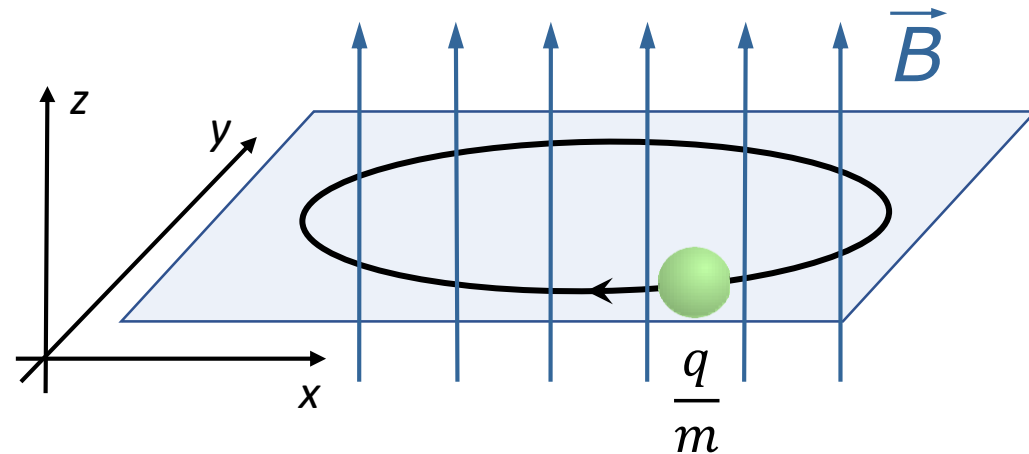
cyclotron motion: $\nu_+ = \nu_c \cdot \left(\frac{1}{2} + \frac{1}{2} \sqrt{1 - 2\nu_z^2} \right)$

axial motion: $\nu_z = \frac{1}{2\pi} \sqrt{\frac{q}{m} \cdot \frac{U}{d^2}}$

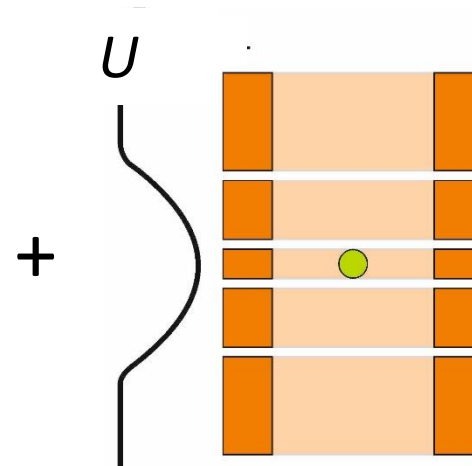
magnetron motion: $\nu_- = \nu_c \cdot \left(\frac{1}{2} - \frac{1}{2} \sqrt{1 - 2\nu_z^2} \right)$

Penning Trap

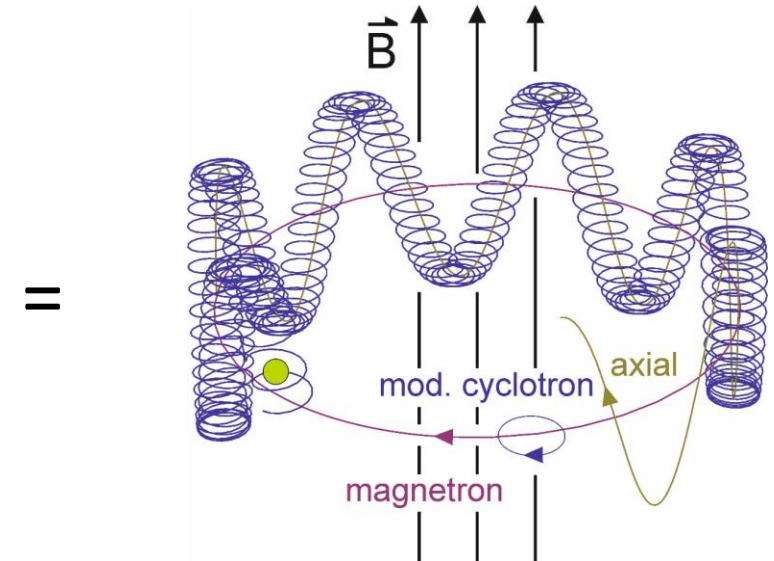
strong uniform
magnetic field



harmonic electrostatic
potential



3 eigenmotions in trap



cyclotron frequency

$$\nu_c = \frac{1}{2\pi} \frac{q}{m} B = \sqrt{\nu_+^2 + \nu_z^2 + \nu_-^2}$$

$^{172}\text{Yb}^{42+}$

$\nu_+ \approx 26 \text{ MHz}$

$\nu_z \approx 500 \text{ kHz}$

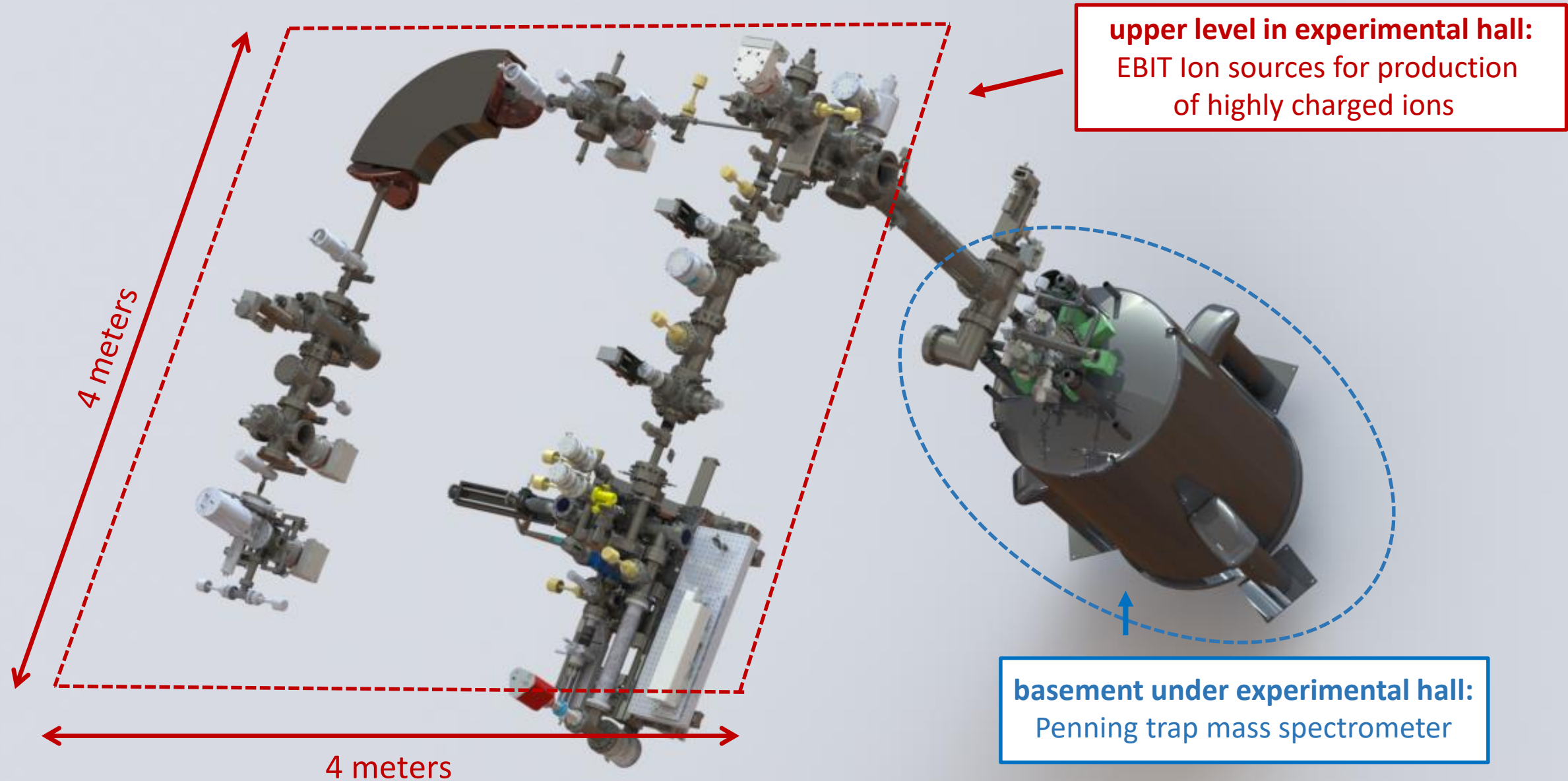
$\nu_- \approx 4 \text{ kHz}$

PnP technique

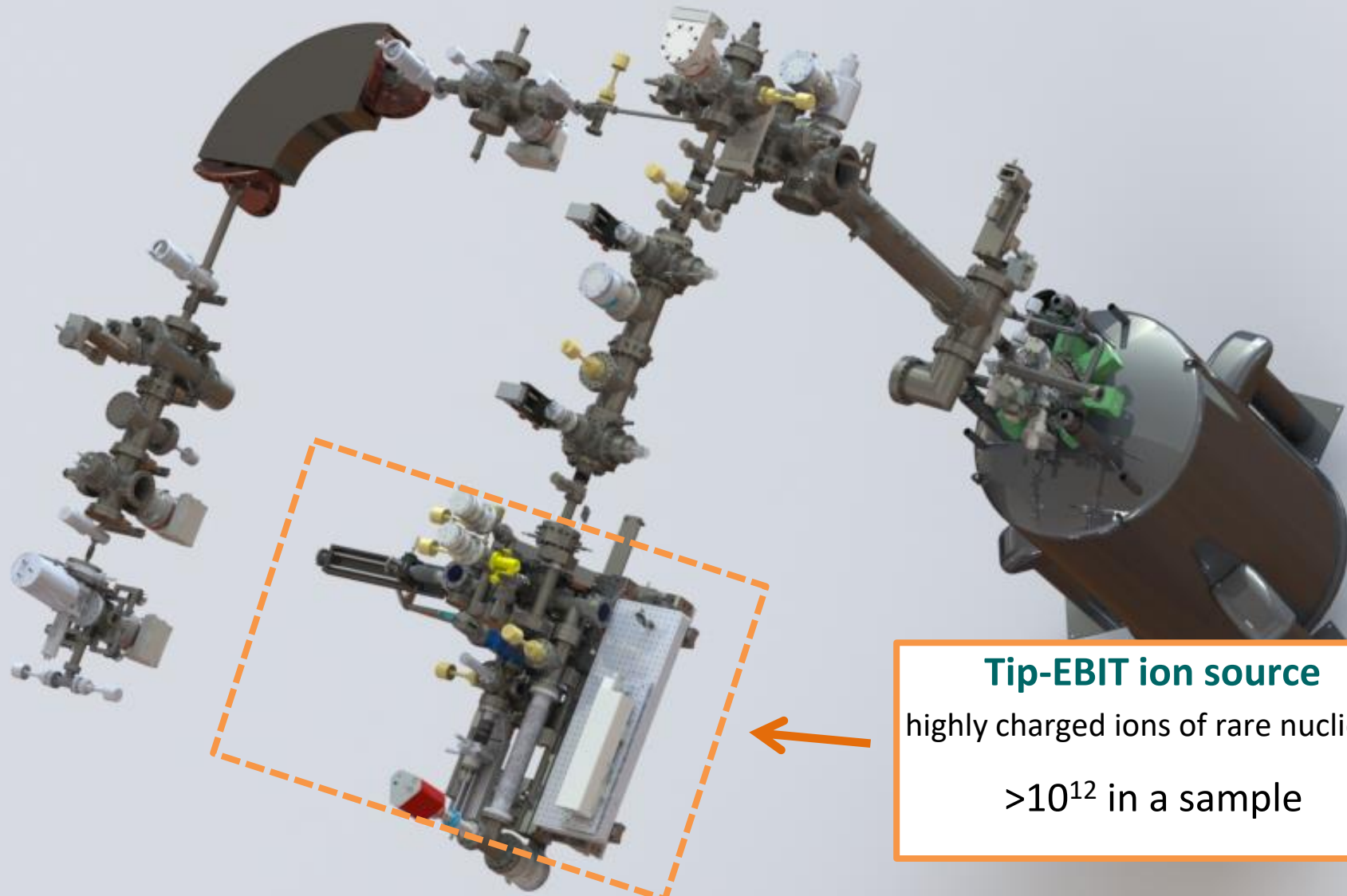
dip technique

double-dip technique

PENTATRAP

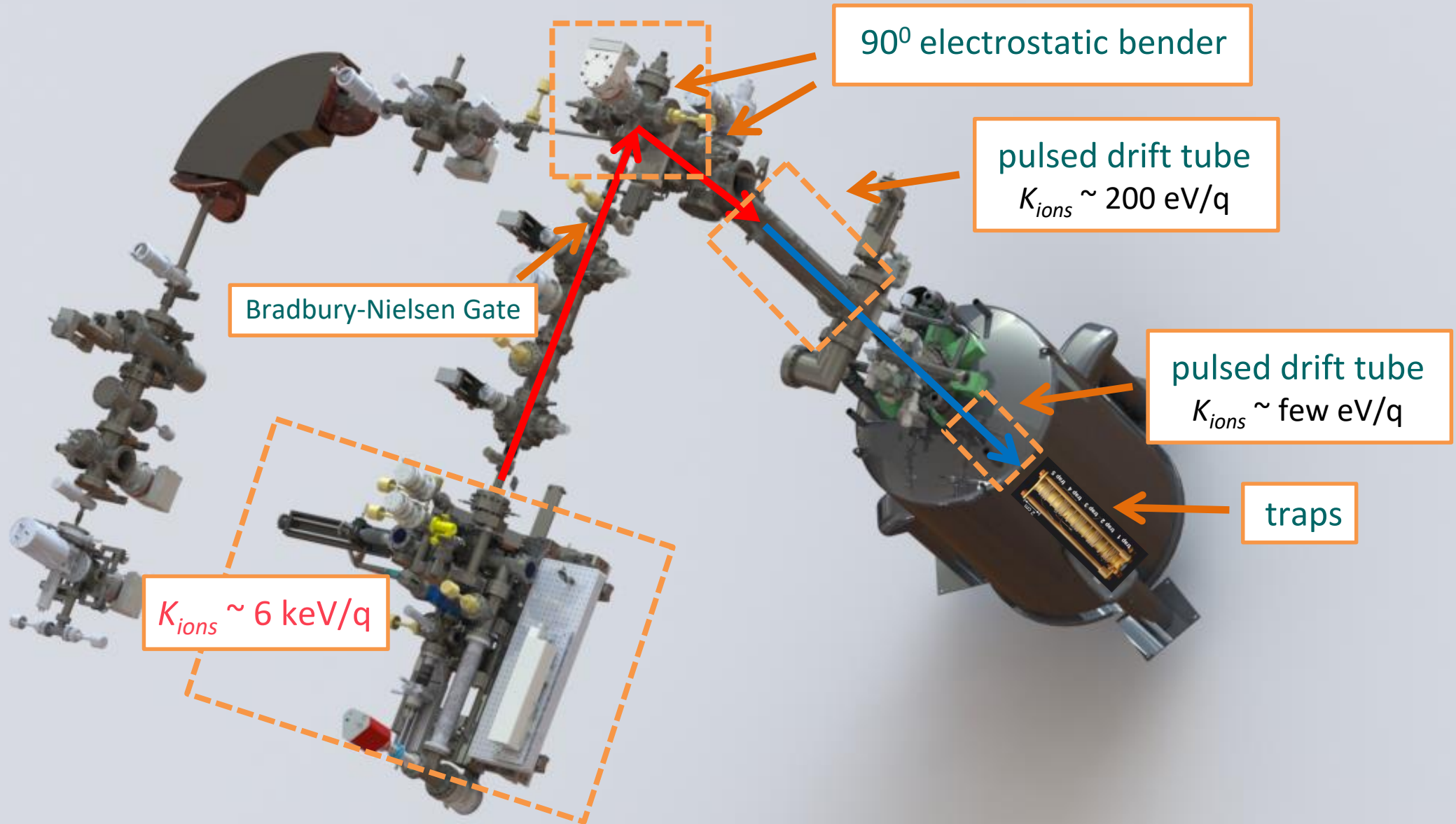


PENTATRAP



Tip-EBIT ion source
highly charged ions of rare nuclides
>10¹² in a sample



PENTATRAP



PENTATRAP

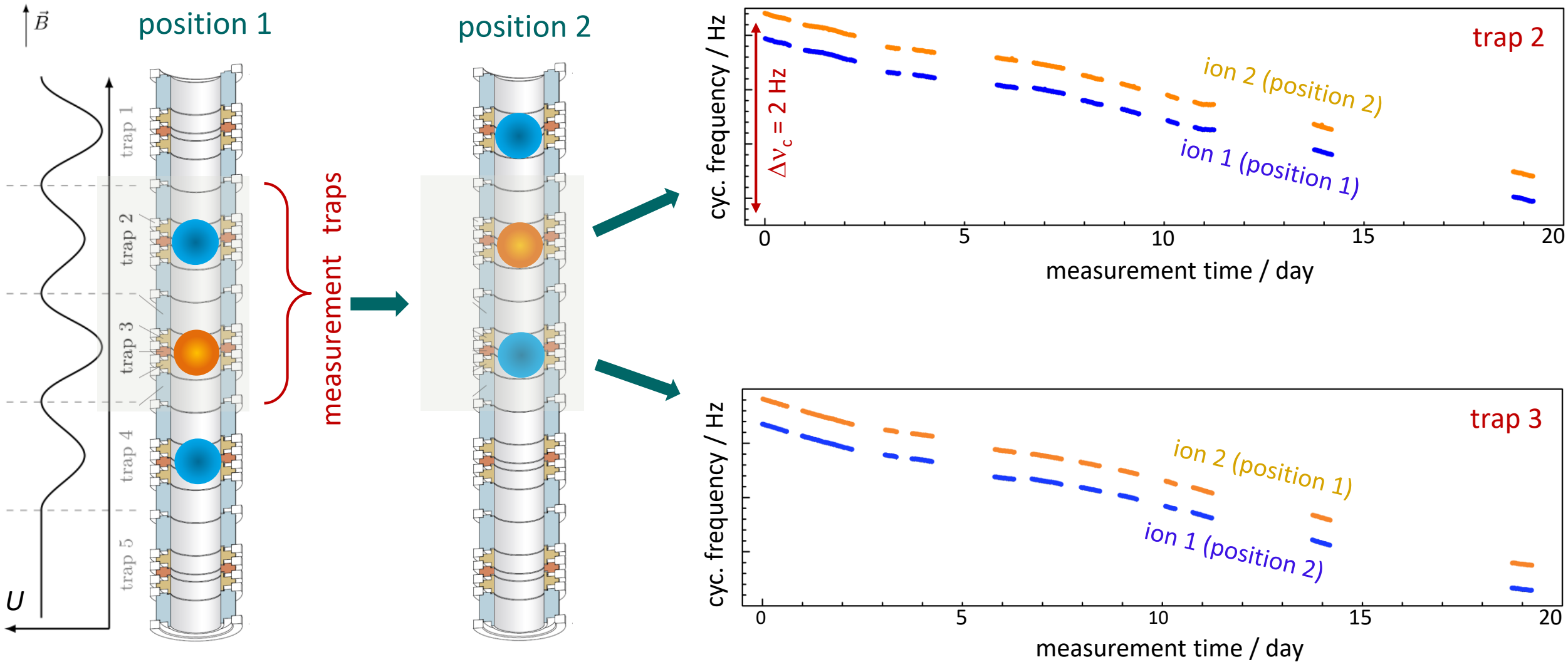
unique features of PENTATRAP:

- Stack of five Penning traps
- Cryogenic environment (4.2 K)
- 7 T superconducting magnet with vertical **cold** bore
- Temperature in the lab is stabilized: ± 0.05 K/day
- LHe-level in the bore is stabilized: ± 50 μm
- He-pressure in the bore is stabilized: ± 2 μbar
- Relative stability of B -field: 10^{-10} / hour
- Ultra-stable voltage source: $\Delta U/U < 10^{-7}$ / 100 s
- Highly charged ions

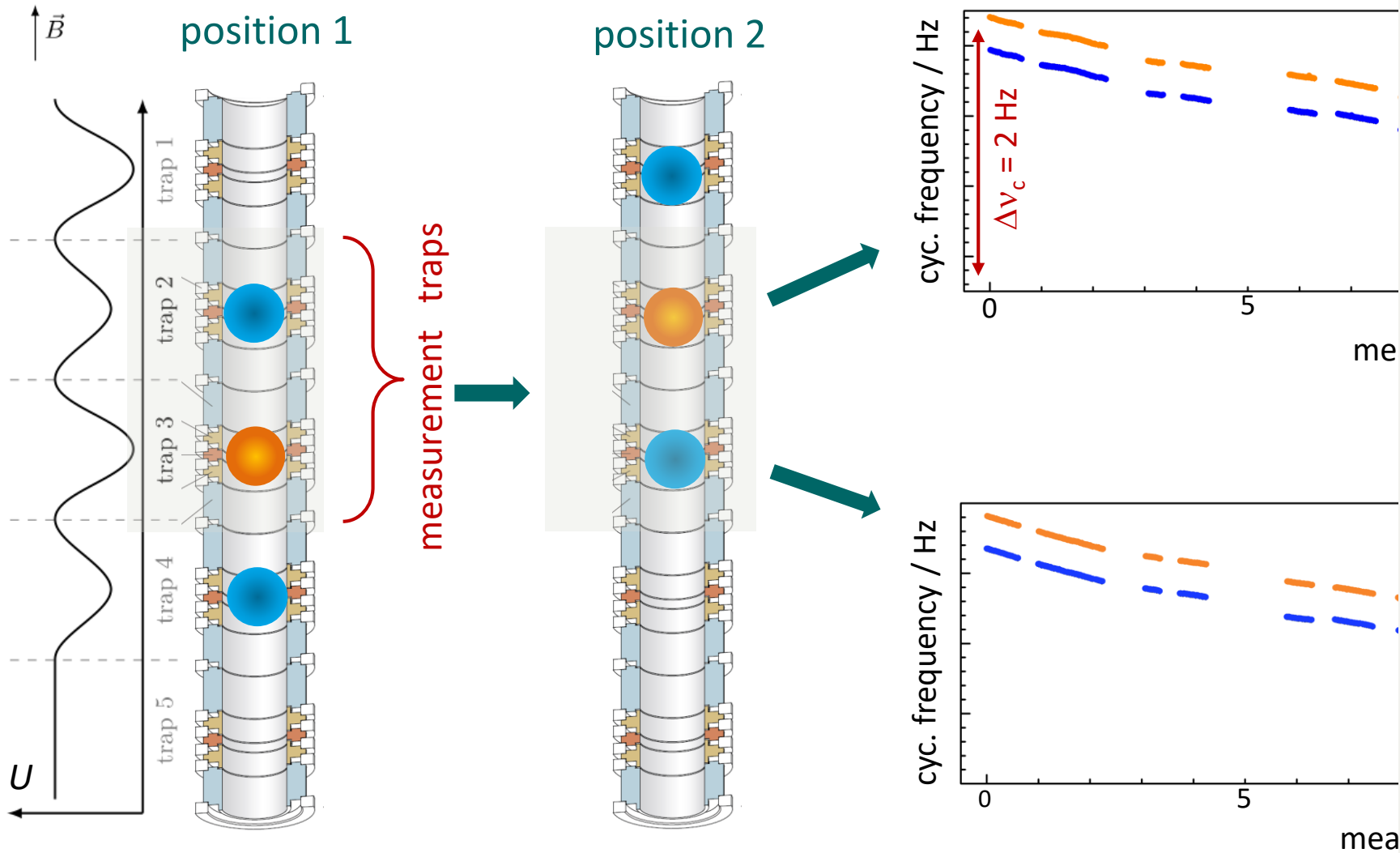


Repp, J. et al., Appl. Phys. B 107, 983 (2012)
Roux, C. et al., Appl. Phys. B 107, 997 (2012)
Böhm, C. et al., Nucl. Instrum. Meth. A 828, 125 (2016)

Measurement of trap frequencies with PENTATRAP



Measurement of trap frequencies with PENTATRAP



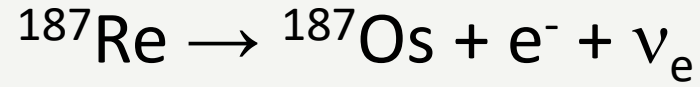
various methods
of ratio calculations to
compensate for
B-field drift:

- interpolation
- polynomial
- cancelation
- polycancel


↓
reliability of results

2
20
3
20

**Neutrino
mass:**

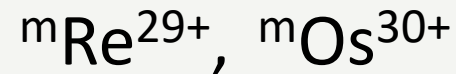


Filianin, P. *et al.*, Phys.
Rev. Lett. 127, 072502 (2021)



In preparation, Schweiger, Ch. *et al.*

**Excitation energies
of atomic metastable
states:**

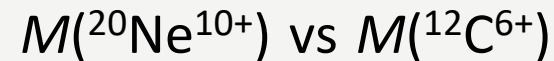


Schuessler, R. *et al.*,
Nature 581, 42 (2020)

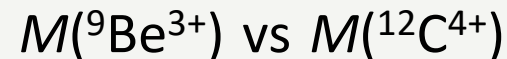


Submitted to PRL, Kromer, K. *et al.*

**Test of QED in strong
electromagnetic fields
(g-factors):**

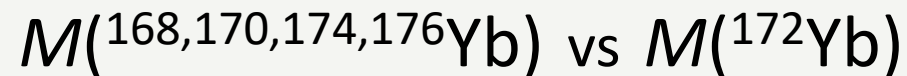


Submitted to PRL, Heiße, F. *et al.*



Data analysis is ongoing

**Dark matter
and 5th force
(King plot)**

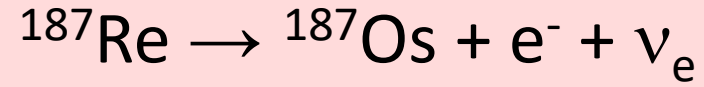


In preparation, Door, M. *et al.*

chain of even Ca isotopes

Measurement campaign just started

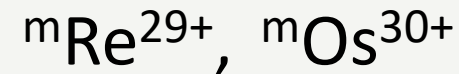
**Neutrino
mass:**



Filianin, P. *et al.*, *Phys. Rev. Lett.* **127**, 072502 (2021)

In preparation, Schweiger, Ch. *et al.*

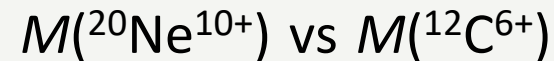
**Excitation energies
of atomic metastable
states:**



Schuessler, R. *et al.*,
Nature **581**, 42 (2020)

Submitted to PRL, Kromer, K. *et al.*

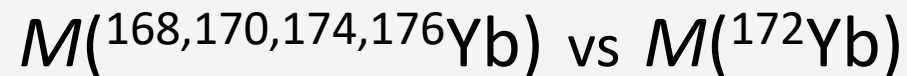
**Test of QED in strong
electromagnetic fields
(g-factors):**



Submitted to PRL, Heiße, F. *et al.*

Data analysis is ongoing

**Dark matter
and 5th force
(King plot)**



chain of even Ca isotopes

In preparation, Door, M. *et al.*

Measurement campaign just started

Neutrino mass



PROJECT 8

β^- -decay of tritium

$$m_{\bar{\nu}_e} < 0.9 \text{ eV}/c^2 \text{ (90\% C.L.)}$$

$$Q_\beta = 18\,592.01(7) \text{ eV}$$

KATRIN experiment

The KATRIN Collaboration., Nature Phys. 18 (2022) 160.

FSU trap

E. G. Myers *et al.*, PRL 114 (2015) 013003.

MINEBA

&

MANU

β^- -decay of ^{187}Re

$$m_{\bar{\nu}_e} < 15 \text{ eV}/c^2 \text{ (90\% C.L.)}$$

$$Q_\beta = 2466.7(1.6) \text{ eV}$$

M. Sisti *et al.*, Nucl. Inst. Meth. A520, 125 (2004).

C. Arnaboldi *et al.*, PRL 91, 161802 (2003).



electron capture (EC) in ^{163}Ho

$$m_{\nu_e} < 225 \text{ eV}/c^2 \text{ (95\% C.L.)}$$

$$Q_{EC} = 2858 (51) \text{ eV}$$

P. Springer *et al.*, Phys. Rev. A 35, 679 (1987).

P. Ranitzsch *et al.*, PRL 119, 122501 (2017).



Neutrino mass



PROJECT 8

β^- -decay of tritium

$$m_{\bar{\nu}_e} < 0.9 \text{ eV}/c^2 \text{ (90\% C.L.)}$$

$$Q_\beta = 18\,592.01(7) \text{ eV}$$

**Talk at 14:15 by Edmund Myers:
“Measurement of the mass
difference between tritium and
helium-3”**

**MINEBA
&
MANU**

β^- -decay of ^{187}Re

$$m_{\bar{\nu}_e} < 15 \text{ eV}/c^2 \text{ (90\% C.L.)}$$

$$Q_\beta = 2466.7(1.6) \text{ eV}$$

M. Sisti et al., Nucl. Inst. Meth. A520, 125 (2004).

C. Arnaboldi et al., PRL 91, 161802 (2003).



electron capture (EC) in ^{163}Ho

$$m_{\nu_e} < 225 \text{ eV}/c^2 \text{ (95\% C.L.)}$$

$$Q_{EC} = 2858 (51) \text{ eV}$$

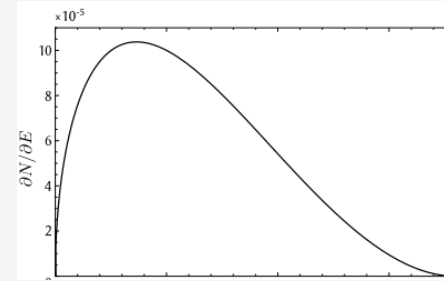
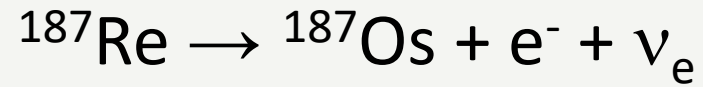
P. Springer et al., Phys. Rev. A 35, 679 (1987).

P. Ranitzsch et al., PRL 119, 122501 (2017).

HOLMES

Neutrino mass

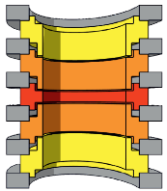
**MINEBA &
MANU**



$$Q_\beta = 2466.7(1.6) \text{ eV}$$

C. Arnaboldi et al., PRL 91, 161802 (2003).

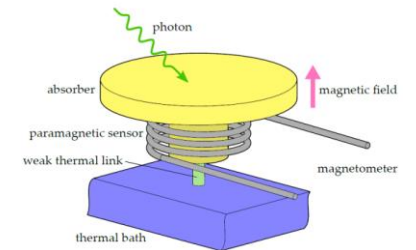
Step 1) $Q_{\beta_{187\text{Re}}} \rightarrow$ mutual test of two techniques:



Penning-trap mass spectrometry & cryogenic microcalorimetry

Q-value as $M(^{187}\text{Re}) - M(^{187}\text{Os})$

Q-value as endpoint energy



Determination of Q -value of β^- -decay of ^{187}Re

^{187}Re : $T_{1/2} \approx 4 \cdot 10^{10}$ years; abundance $\approx 63\%$; a few mg of volatile $\text{C}_8\text{H}_5\text{O}_3\text{Re}$

^{187}Os : stable; abundance = 1.6%; a few mg of volatile $\text{C}_{10}\text{H}_{10}\text{Os}$

$$\frac{M[^{187}\text{Re}] - M[^{187}\text{Os}]}{M[^{187}\text{Re}]} \approx 10^{-8}$$

we measure:

$$R = \frac{\nu_c[^{187}\text{Os}^{29+}]}{\nu_c[^{187}\text{Re}^{29+}]}$$

we want to determine:

$$Q = M[^{187}\text{Re}] - M[^{187}\text{Os}] = M[^{187}\text{Os}^{29+}] \cdot [R-1] + \Delta B$$

optimal charge state for Re/Os ions is 29+:

- easy to achieve an uncertainty $< 10^{-11}$ in R -measurement
- easy to produce 29+ Re/Os ions with our EBIT
- “easy” electron configurations: $^{187}\text{Re}^{29+} - [\text{Kr}]4d^{10}$; $^{187}\text{Os}^{29+} - [\text{Kr}]4d^{10}4f^1$

Maurits Haverkort
Heidelberg University Institute for Theoretical Physics

Zoltan Harman
Max-Planck Institute for Nuclear Physics

Paul Indelicato
Directeur de Recherche au CNRS

Determination of Q -value of β^- -decay of ^{187}Re

^{187}Re : $T_{1/2} \approx 4 \cdot 10^{10}$ years; abundance $\approx 63\%$; a few mg of volatile $\text{C}_8\text{H}_5\text{O}_3\text{Re}$

^{187}Os : stable; abundance = 1.6%; a few mg of volatile $\text{C}_{10}\text{H}_{10}\text{Os}$

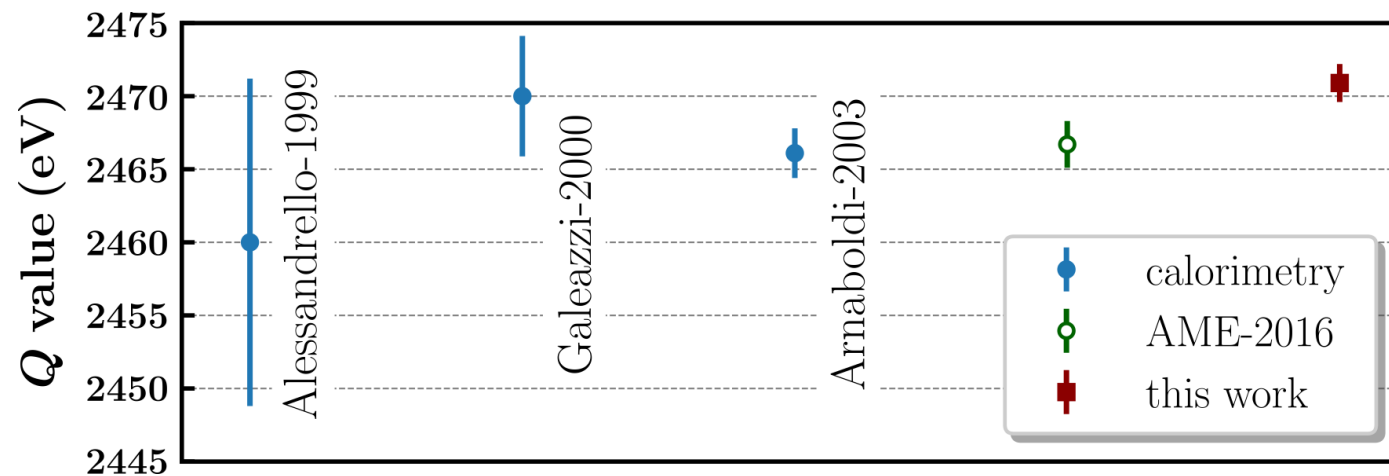
$$\frac{M[^{187}\text{Re}] - M[^{187}\text{Os}]}{M[^{187}\text{Re}]} \approx 10^{-8}$$

we measure:

$$R = \frac{\nu_c[^{187}\text{Os}^{29+}]}{\nu_c[^{187}\text{Re}^{29+}]}$$

we want to determine:

$$Q = M[^{187}\text{Re}] - M[^{187}\text{Os}] = M[^{187}\text{Os}^{29+}] \cdot [R-1] + \Delta B$$



Filianin P. *et al.*, PRL 127, 072502 (2021).

uncertainty in
determination of R

$5 \cdot 10^{-12}$

53.5(1.0) eV

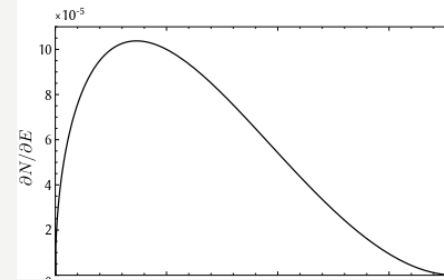
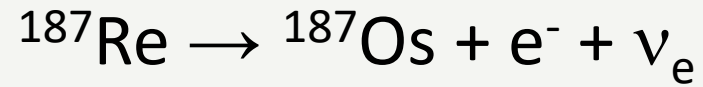
Maurits Haverkort
Heidelberg University Institute for Theoretical Physics

Zoltan Harman
Max-Planck Institute for Nuclear Physics

Paul Indelicato
Directeur de Recherche au CNRS

Neutrino mass

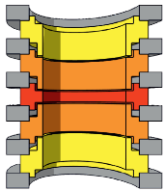
**MINEBA &
MANU**



$$Q_\beta = 2466.7(1.6) \text{ eV}$$

C. Arnaboldi et al., PRL 91, 161802 (2003).

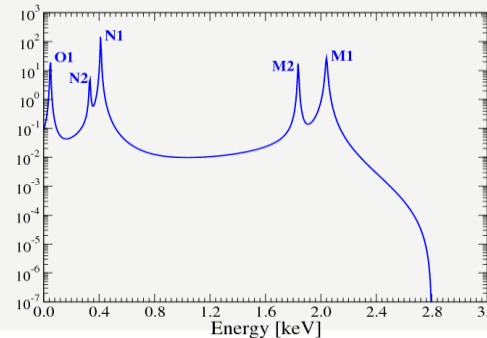

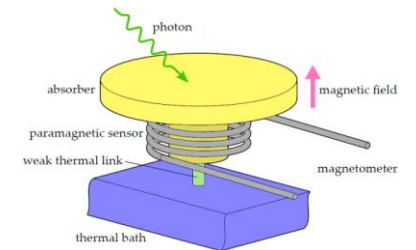
Step 1) $Q_{\beta_{187\text{Re}}} \rightarrow$ mutual test of two techniques:



Penning-trap mass spectrometry & cryogenic microcalorimetry

Q-value as $M(^{187}\text{Re}) - M(^{187}\text{Os})$

Q-value as endpoint energy



$$Q_{EC} = 2858 (51) \text{ eV}$$

P. Ranitzsch et al., PRL 119, 122501 (2017)

Step 2) $Q_{EC_{163\text{Ho}}} \rightarrow$ determination of neutrino mass (ECHo experiment)

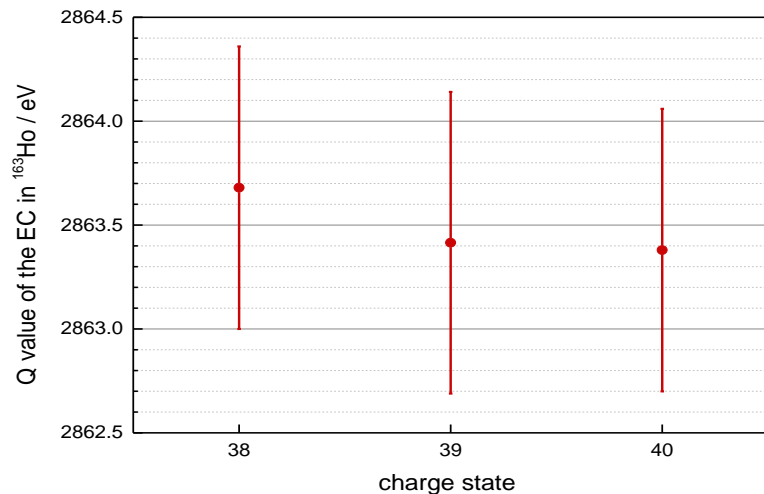
Determination of Q-value of EC in ^{163}Ho

We have measured cyc. freq ratios of Dy and Ho in 3 charge states: 38+, 39+ and 40+

charge state	cyc. frequency ratio, R
38+	$1.0000000186233 \pm 3.0 \cdot 10^{-12}$
39+	$1.0000000113075 \pm 4.0 \cdot 10^{-12}$
40+	$1.0000000115156 \pm 3.5 \cdot 10^{-12}$

preliminary final uncertainty:

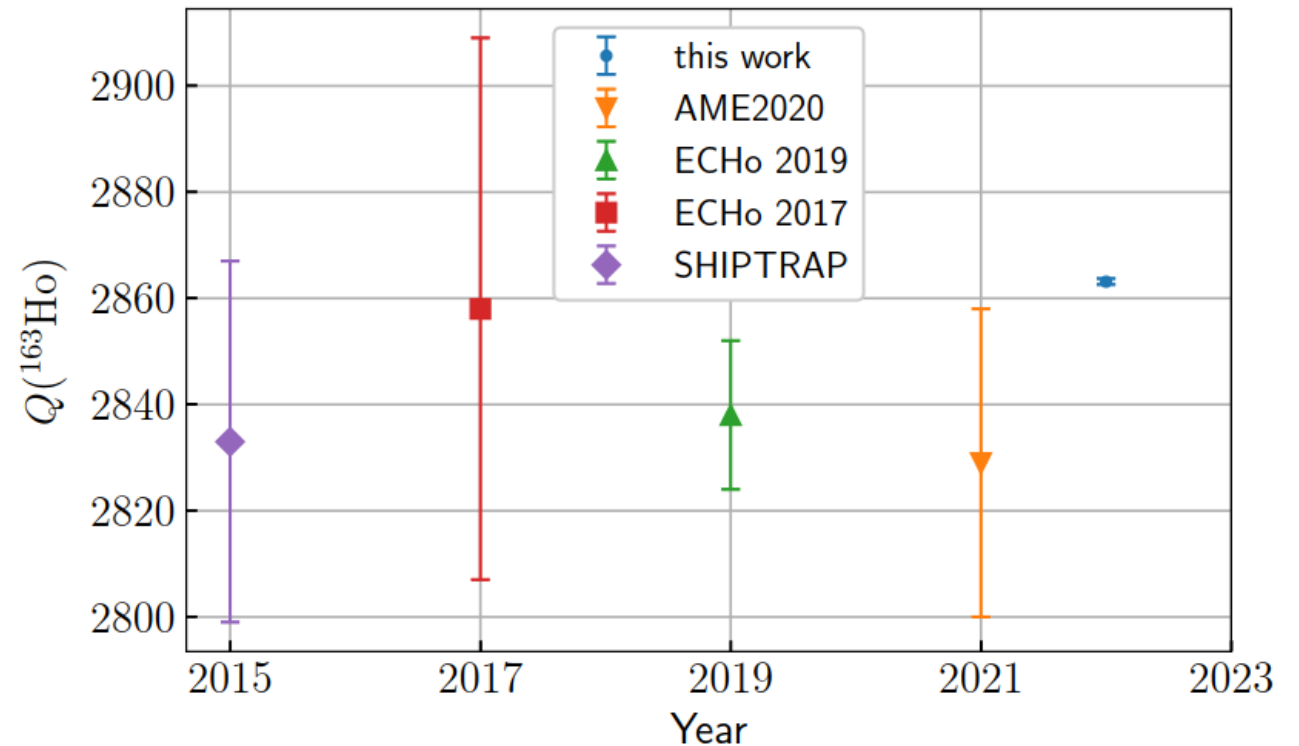
$$\delta Q \sim 0.8 \text{ eV}$$



$$Q = M[^{163}\text{Ho}] - M[^{163}\text{Dy}] = M[^{163}\text{Dy}^{n+}] \cdot [R-1] + \Delta B$$

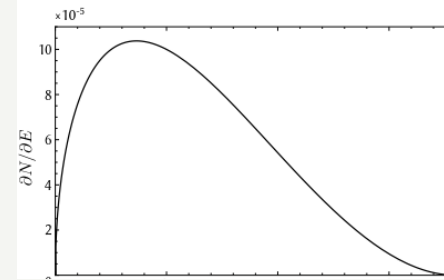
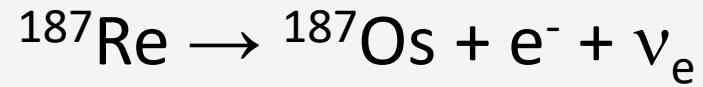
Maurits Haverkort
Zoltan Harman
Paul Indelicato

PRELIMINARY



Neutrino mass

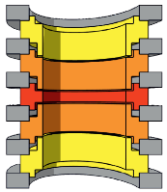
**MINEBA &
MANU**



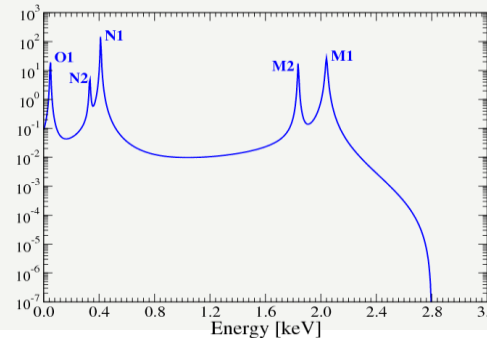

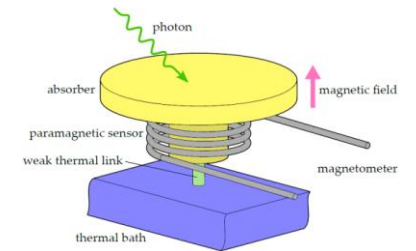
$$Q_\beta = 2466.7(1.6) \text{ eV}$$

C. Arnaboldi et al., PRL 91, 161802 (2003).

Step 1) $Q_{\beta_{187\text{Re}}} \rightarrow$ mutual test of two techniques:



Penning-trap mass spectrometry & cryogenic microcalorimetry

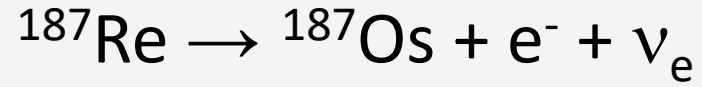


$$Q_{EC} = 2858 (51) \text{ eV}$$


P. Ranitzsch et al., PRL 119, 122501 (2017)

Step 2) $Q_{EC_{163\text{Ho}}} \rightarrow$ determination of neutrino mass (ECHo experiment)

**Neutrino
mass:**

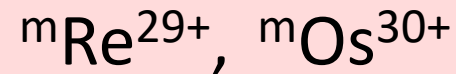


Filianin, P. *et al.*, Phys.
Rev. Lett. 127, 072502 (2021)

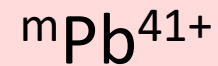


In preparation, Schweiger, Ch. *et al.*

**Excitation energies
of atomic metastable
states:**

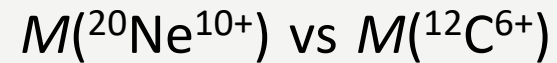


Schuessler, R. *et al.*,
Nature 581, 42 (2020)

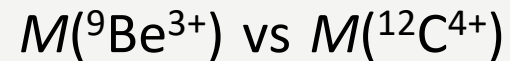


Submitted to PRL, Kromer, K. *et al.*

**Test of QED in strong
electromagnetic fields
(g-factors):**

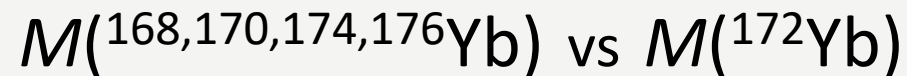


Submitted to PRL, Heiße, F. *et al.*



Data analysis is ongoing

**Dark matter
and 5th force
(King plot)**



In preparation, Door, M. *et al.*

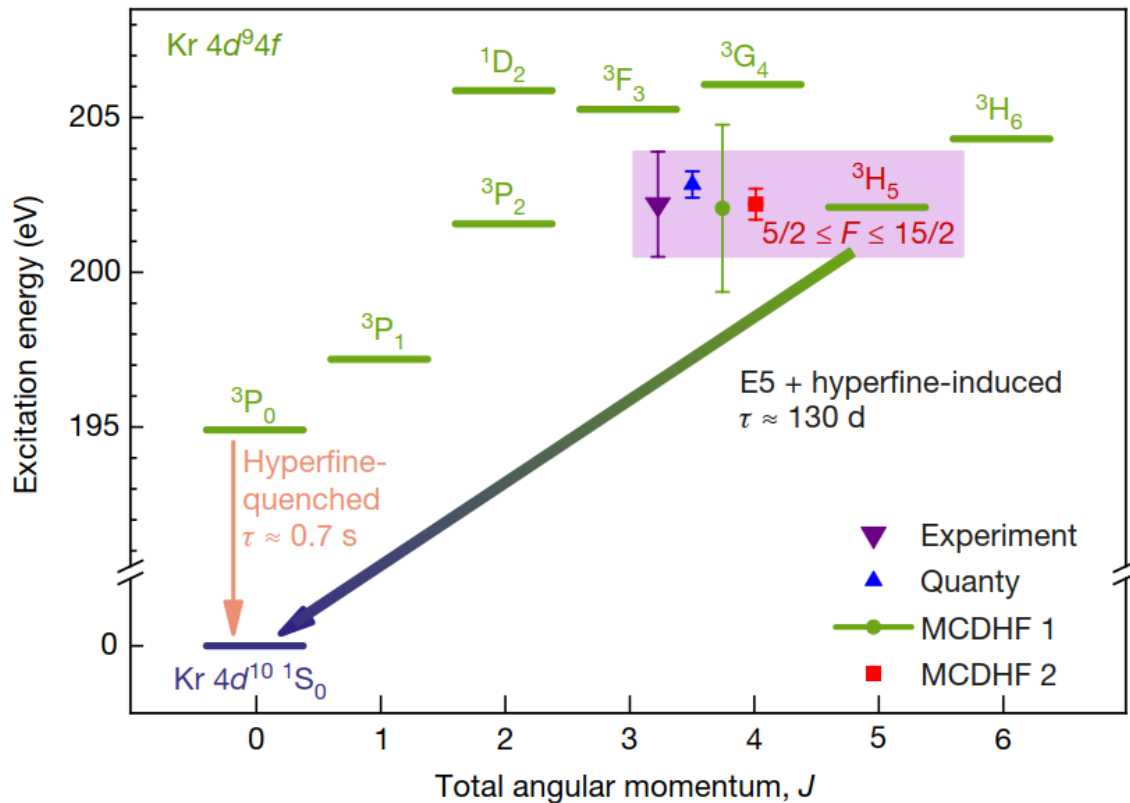
chain of even Ca isotopes

Measurement campaign just started

excitation energies of atomic metastable states

$^{187}\text{Re}^{29+}$

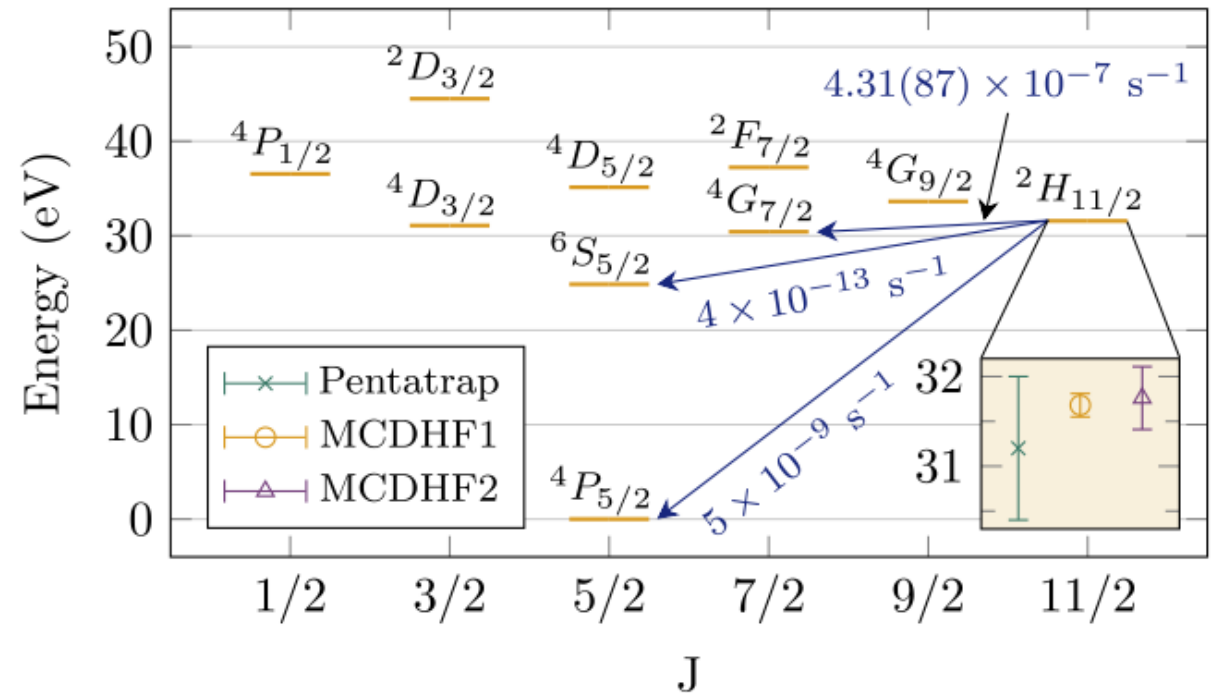
R. Schüssler et al., *Nature* 581, 42 (2020)



$$E_{\text{exc_experimental}} = 202.2(17) \text{ eV}$$

$^{208}\text{Pb}^{41+}$

Kromer, K. et al. Submitted to PRL



$$E_{\text{exc_experimental}} \sim 31.2(8) \text{ eV}$$

excitation energies of atomic metastable states

Previous talk by Chunhai Lyu: “Ultrastable clock transitions in highly charged ions”

Possible application: search for suitable clock transitions

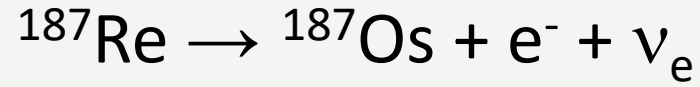
Table 1. Summary of metastable state in highly charged ions.

isoelectron	ion	metastable state	energy (eV)	lifetime
23V-like	U ⁶⁹⁺	[Ar]3d ⁵ ² H _{11/2}	197.0	12.6 hours
23V-like	Th ⁶⁷⁺	[Ar]3d ⁵ ² H _{11/2}	176.3	25.3 hours
41Nb-like	U ⁵¹⁺	[Kr]4d ⁵ ² H _{11/2}	57.5	8.3 days
22Ti-like	U ⁷⁰⁺	[Ar]3d ⁴ ³ H ₄	205.9	46.3 days
22Ti-like	Xe ³²⁺	[Ar]3d ⁴ ⁵ D ₄	17.9	3.0 hours
22Ti-like	Ba ³⁴⁺	[Ar]3d ⁴ ⁵ D ₄	21.1	10.3 hours
22Ti-like	Ce ³⁶⁺	[Ar]3d ⁴ ⁵ D ₄	24.8	54.5 hours
40Zr-like	U ⁵²⁺	[Kr]4d ⁵ ² H _{11/2}	59.8	10.9 years
40Zr-like	Gd ²⁴⁺	[Kr]3d ⁴ ⁵ D ₄	9.0	5.3 hours
40Zr-like	Dy ²⁶⁺	[Kr]3d ⁴ ³ F ₄	10.6	16.3 hours


next goal:

Xe³²⁺, Gd²⁴⁺, Dy²⁶⁺

**Neutrino
mass:**

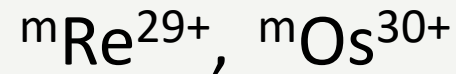


Filianin, P. *et al.*, Phys.
Rev. Lett. 127, 072502 (2021)

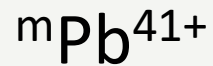


In preparation, Schweiger, Ch. *et al.*

**Excitation energies
of atomic metastable
states:**

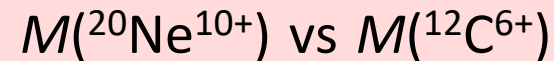


Schuessler, R. *et al.*,
Nature 581, 42 (2020)

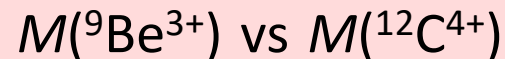


Submitted to PRL, Kromer, K. *et al.*

**Test of QED in strong
electromagnetic fields
(g-factors):**

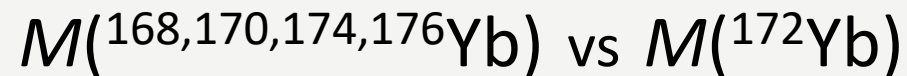


Submitted to PRL, Heiße, F. *et al.*



Data analysis is ongoing

**Dark matter
and 5th force
(King plot)**



In preparation, Door, M. *et al.*

chain of even Ca isotopes

Measurement campaign just started

Test of QED in strong electromagnetic fields

Measurement with Alphatrap of the g-factor of an electron in $^{20}\text{Ne}^{9+}$

$$g_{\text{exp}} = 2 \frac{\nu_L}{\nu_c} \frac{m_e}{m(^{20}\text{Ne}^{9+})} \frac{q}{e}$$

Alphatrap

from Atomic Mass Evaluation (AME)

Talk today at 15:25 by C.Konig: "High precision measurements of single ions in the ALPHATRAP Penning trap setup"

Test of QED in strong electromagnetic fields

Measurement with Alphatrap of the g-factor of an electron in $^{20}\text{Ne}^{9+}$

$$g_{\text{exp}} = 2 \frac{\nu_L}{\nu_c} \frac{m_e}{m(^{20}\text{Ne}^{9+})} \frac{q}{e}$$

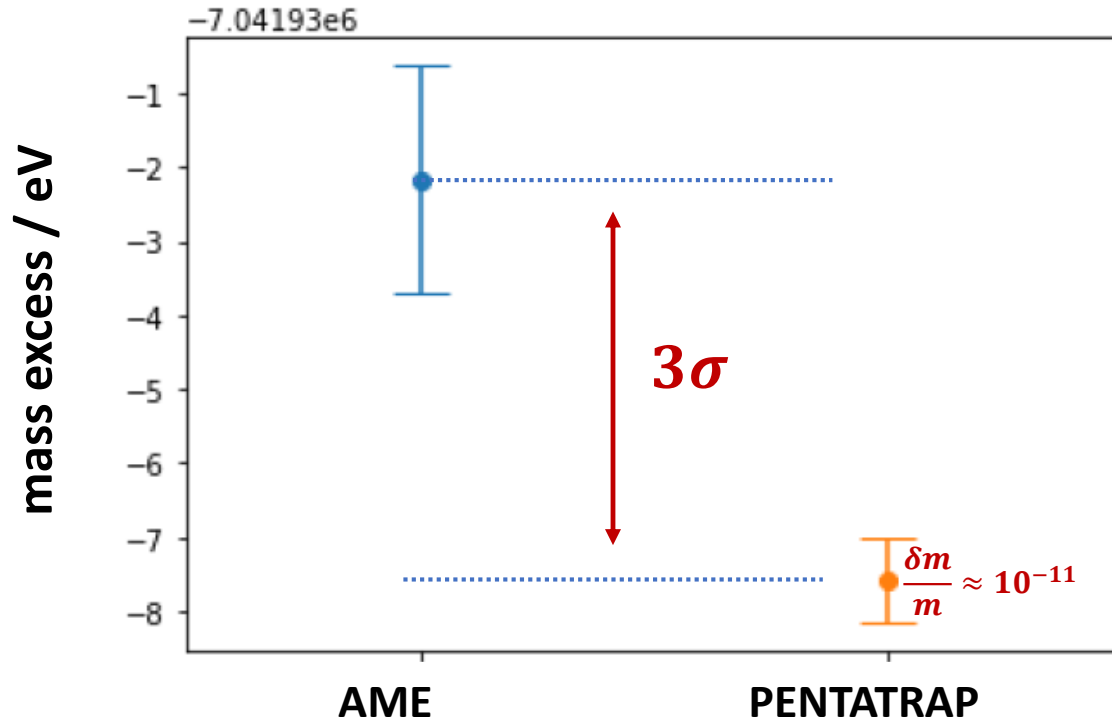
Alphatrap

from Atomic Mass Evaluation (AME)

Talk today at 15:25 by C.König: "High precision measurements of single ions in the ALPHATRAP Penning trap setup"

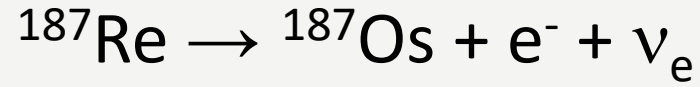
$g_{\text{exp}} \neq g_{\text{theory}}$
(discrepancy of about 3σ)

$^{20}\text{Ne}^{10+}$ vs $^{12}\text{C}^{6+}$




$$g_{\text{exp}} = g_{\text{theory}}$$

**Neutrino
mass:**

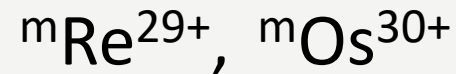


Filianin, P. *et al.*, Phys.
Rev. Lett. 127, 072502 (2021)



In preparation, Schweiger, Ch. *et al.*

**Excitation energies
of atomic metastable
states:**

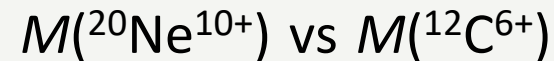


Schuessler, R. *et al.*,
Nature 581, 42 (2020)

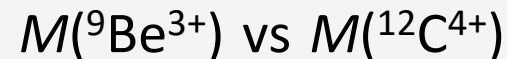


Submitted to PRL, Kromer, K. *et al.*

**Test of QED in strong
electromagnetic fields
(g-factors):**

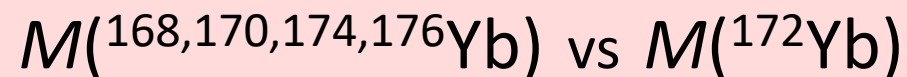


Submitted to PRL, Heiße, F. *et al.*



Data analysis is ongoing

**Dark matter
and 5th force
(King plot)**



In preparation, Door, M. *et al.*

chain of even Ca isotopes

Measurement campaign just started

dark matter and 5th force

If **Light Dark Matter particles** exist: bosons, they couple quarks and leptons (5th force)



interaction of atomic electrons with a nucleus is altered,
atomic-electron binding energies & transition frequencies are changed

transition frequencies depend on **nuclear mass**

Penning traps 

dark matter and 5th force

Talk on Monday by A.Viatkina: “Calculation of isotope shifts and King plot nonlinearities in Ca+”

$$\Delta\nu_i = C_1 \cdot \frac{m_1 - m_2}{m_1 m_2} + C_2 \cdot \Delta\nu_j + [\text{higher-order SM effects} + \text{LDM bosons}]$$

$$\nu_i(\text{isotope}_1) - \nu_i(\text{isotope}_2) \equiv \Delta\nu_i$$

one needs elements with many even-even isotopes
and quadrupole/octupole (narrow optical) transitions:

168,170,172,174,176Yb

I. Counts et al., PRL 125, 123002 (2020)
K. Ono et al., arXiv: 2110.13544v2
J. Hur et al., arXiv: 2201.03578v2
N.L. Figueroa et al., PRL 128, 073001 (2022)

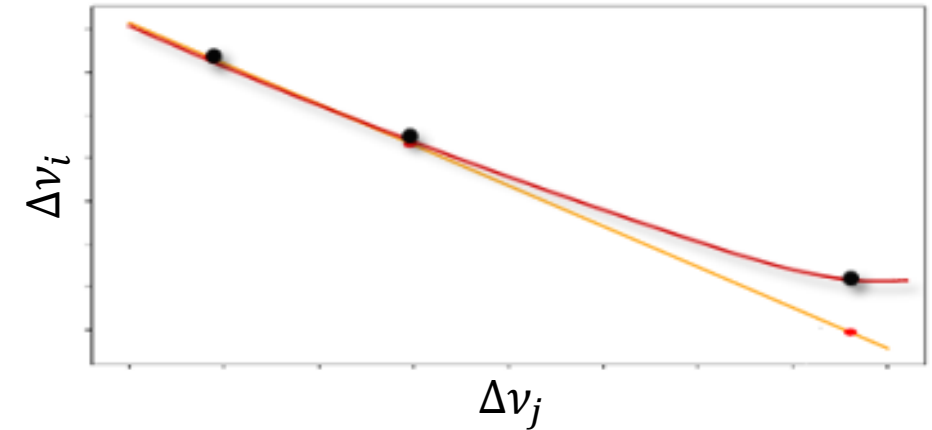
40,42,44,46,48Ca

C. Solaro et al., PRL 125, 123003 (2020)
F.W. Knollmann et al., PRA 100, 022514 (2019)

84,86,88,90Sr

T. Manowitz et al., PRL 123, 203001 (2019)
H. Miyake et al., PRR 1, 033113 (2019)

King plot

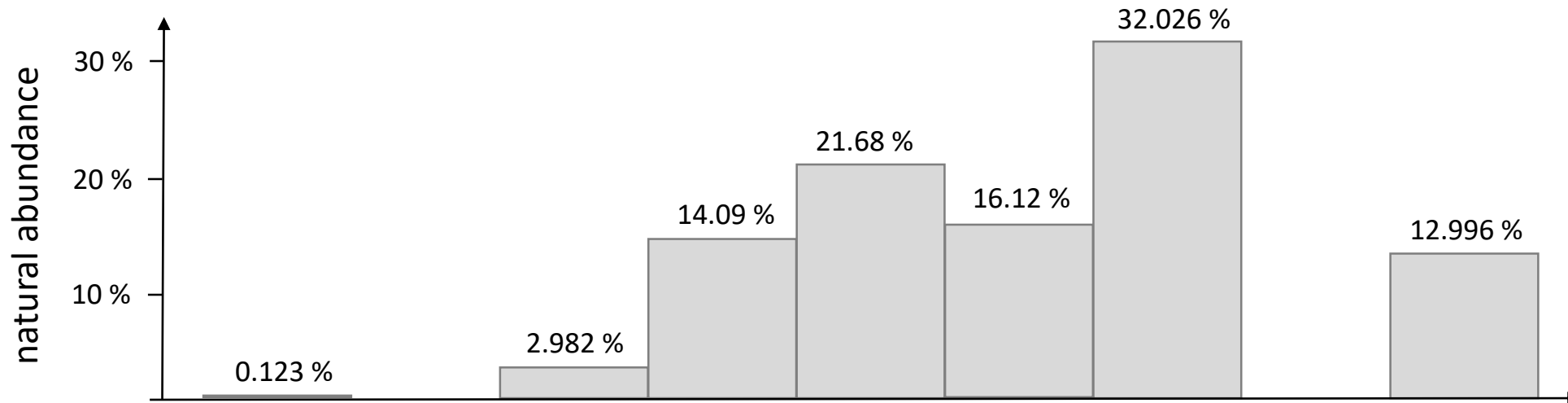
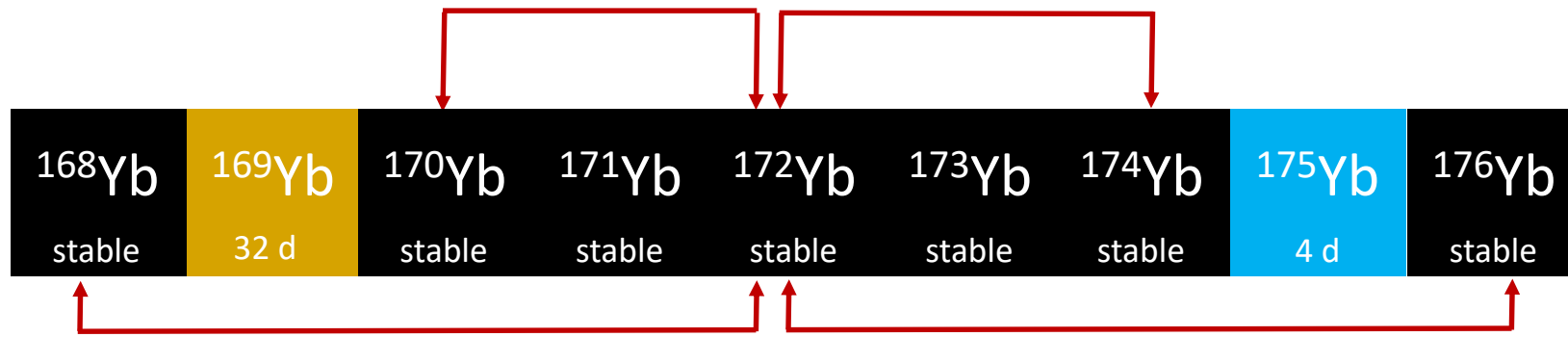


FUTURE:

$$\delta(\Delta\nu_i) \approx 10 \text{ mHz}$$

$$\delta\left(\frac{m_1}{m_2}\right) \approx 5 \cdot 10^{-12}$$

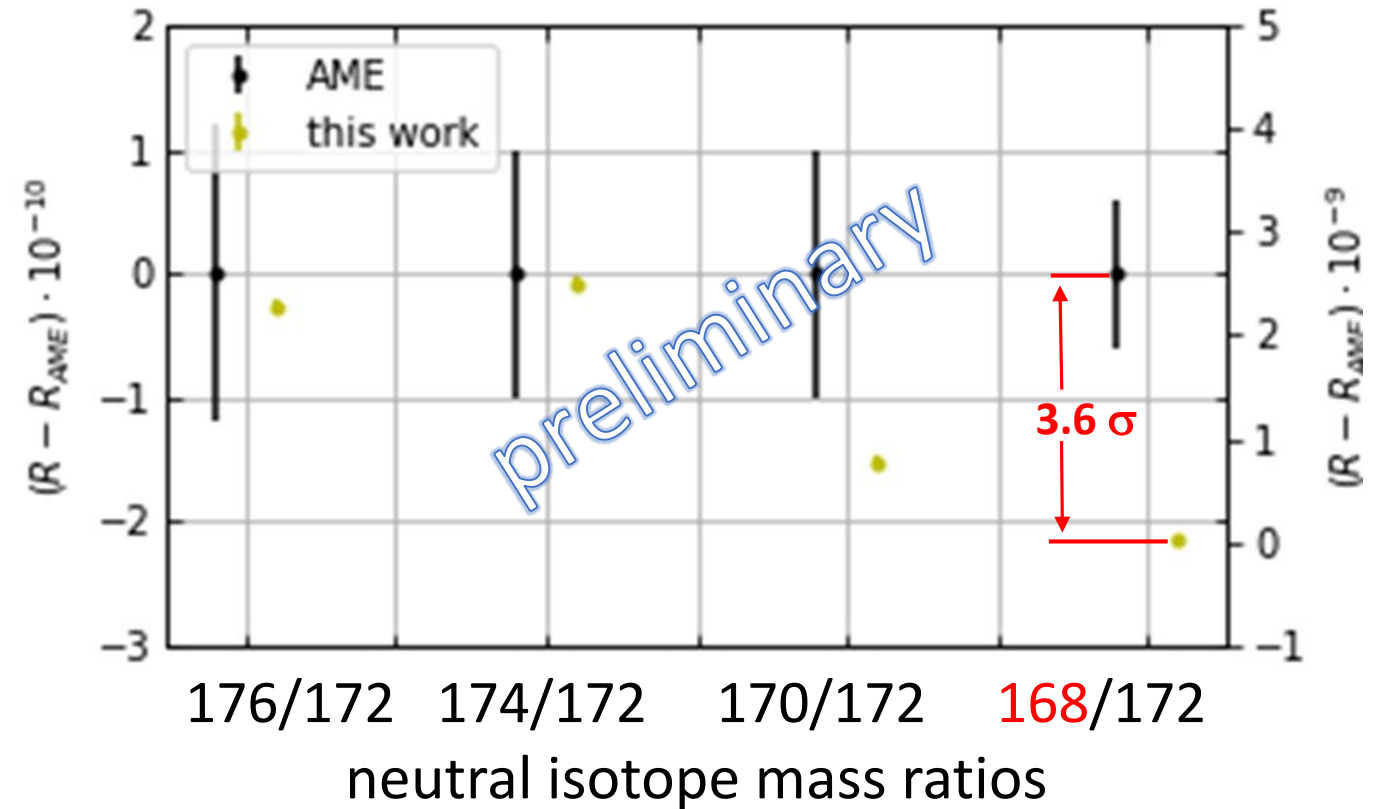
Yb mass-ratio measurements



Yb mass-ratio data analysis is ongoing!

cyclotron-frequency ratio of	statistical uncertainty
$^{172}\text{Yb}^{42+} / ^{168}\text{Yb}^{42+}$	$< 2 \cdot 10^{-12}$
$^{172}\text{Yb}^{42+} / ^{170}\text{Yb}^{42+}$	$< 2 \cdot 10^{-12}$
$^{172}\text{Yb}^{42+} / ^{174}\text{Yb}^{42+}$	$< 2 \cdot 10^{-12}$
$^{172}\text{Yb}^{42+} / ^{176}\text{Yb}^{42+}$	$< 2 \cdot 10^{-12}$

error budget	
statistics	$< 2 \cdot 10^{-12}$
relativistic shift	$\sim 2 \cdot 10^{-12}$
axial fit	$\sim 2 \cdot 10^{-12}$
binding energy	$< 10^{-12}$
total uncertainty $\sim 5 \cdot 10^{-12}$	



Planned measurements with PENTATRAP

dark matter and 5th force: even isotopes of Ca

atomic metastable states: Xe^{32+} , Gd^{24+} , Dy^{26+}

α -constant variation: $^{133,135,137}\text{Cs}$ & ^{87}Rb vs ^{12}C

Thank you for your attention!



DFG FOR 2202

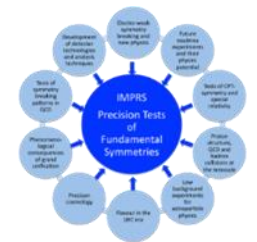


DFG SFB 1225



European Research Council
Established by the European Commission

ERC AdG 832848 - FunI



IMPRS-PTFS

Present and former PENTATRAP members:

Christine Böhm, Menno Door, Andreas Dörr, Sergey Eliseev, Pavel Filianin, Daniel Lange, Kathrin Kromer, Yuri N. Novikov, Julia Repp, Alexander Rischka, Christian Roux, Christoph Schweiger, Rima Schüssler, and Klaus Blaum

