

# Using computer vision-inspired techniques for event classification on low-level ATLAS-like data.



Høgskulen  
på Vestlandet

**Aurora Grefsrud**

aurora.grefsrud@hvl.no

[www.learningdarkmatter.com](http://www.learningdarkmatter.com)



UNIVERSITETET I BERGEN



UNIVERSITY  
OF WARSAW

# Understanding the Early Universe: interplay of theory and collider experiments



UNIVERSITY OF WARSAW



Western Norway University of Applied Sciences



UNIVERSITET I BERGEN





**Norway**  
grants

The research leading to the results presented in this talk has received funding from the Norwegian Financial Mechanism for years 2014-2021, grant nr 2019/34/H/ST2/00707



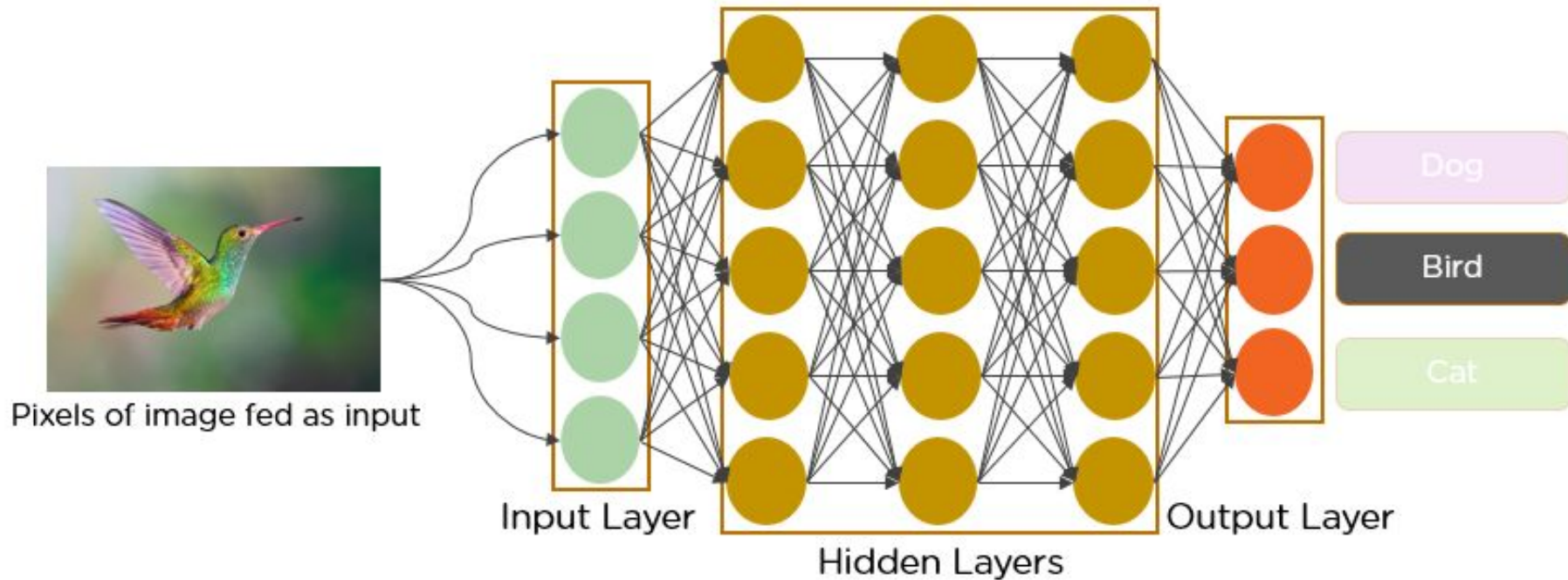
Understanding the Early Universe:  
interplay of theory and collider experiments

Joint research project between the University of Warsaw & University of Bergen

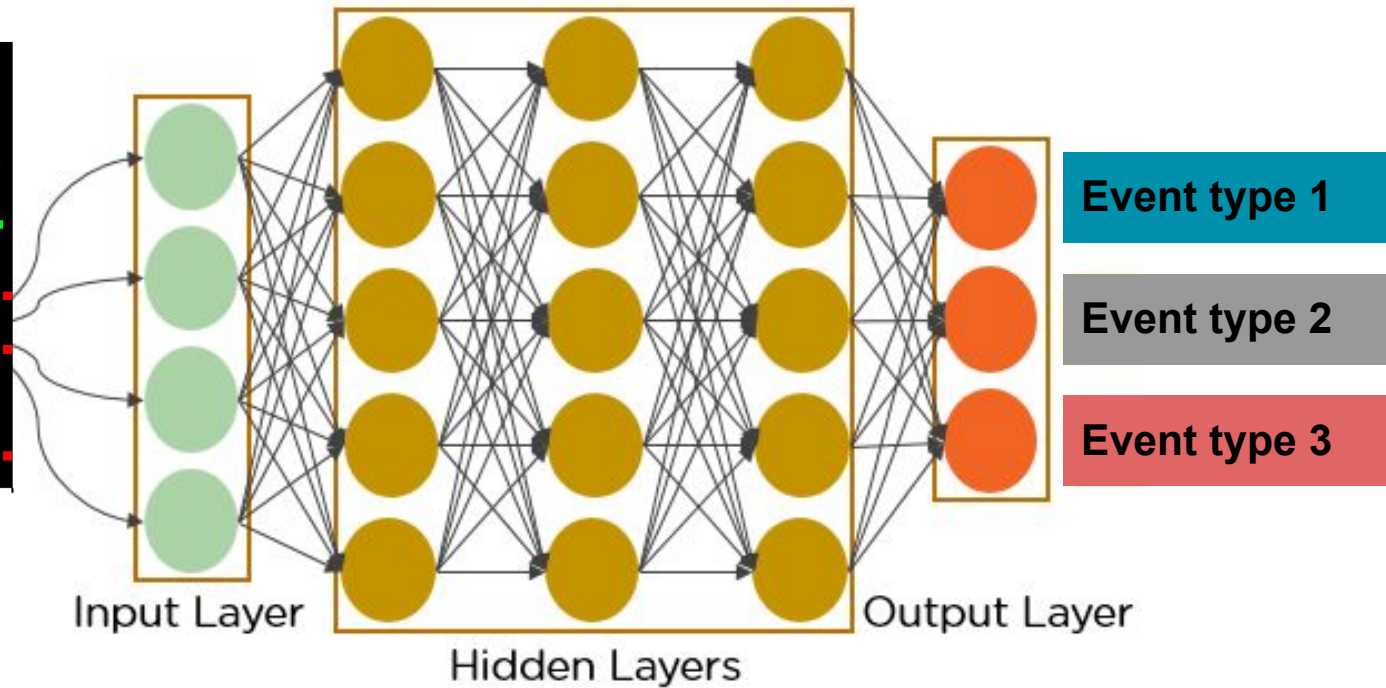
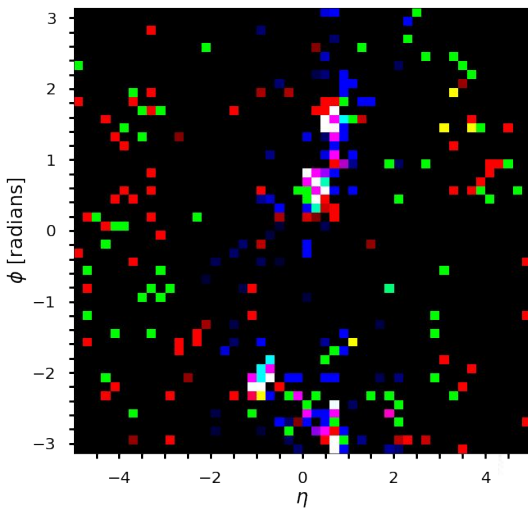
# What is my goal?

---

Apply ML computer vision techniques on LHC data.



**Event image**



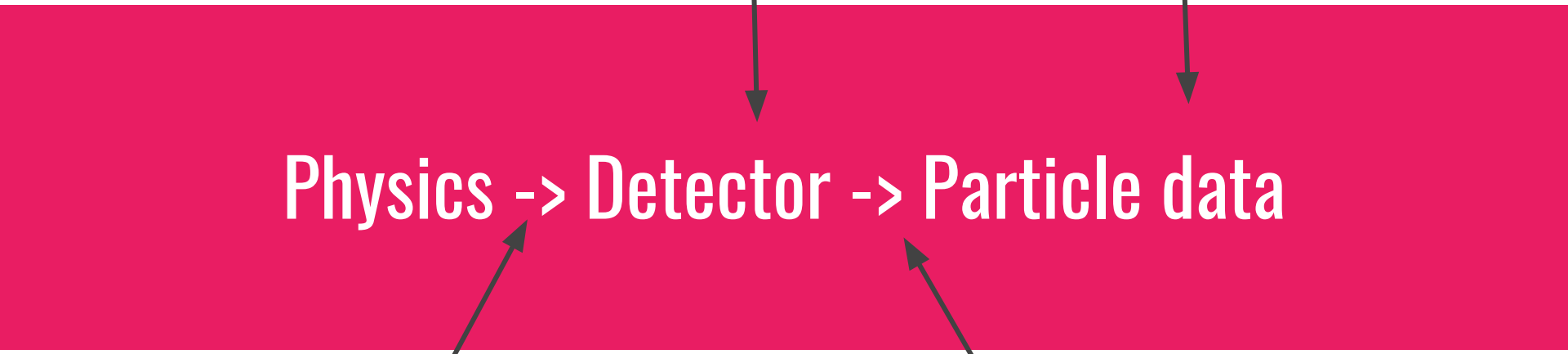
Low level data

High level data:  
Traditional HEP  
data analysis

Physics -> Detector -> Particle data

Sensors

Object reconstruction  
algorithms



# End-to-end classification using computer vision inspired techniques

## Images


Resolution: 50x50

(R, G, B) = (EMCal, HCal, tracks)

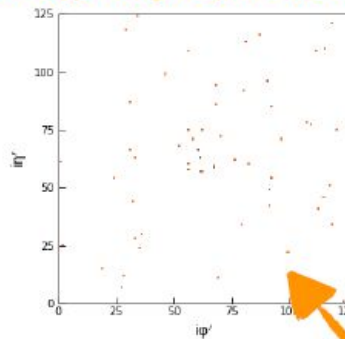
Intensity  $\propto$  Energy deposit

Process based on this paper:

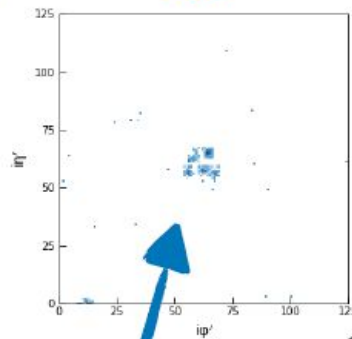
<https://arxiv.org/abs/1807.11916>



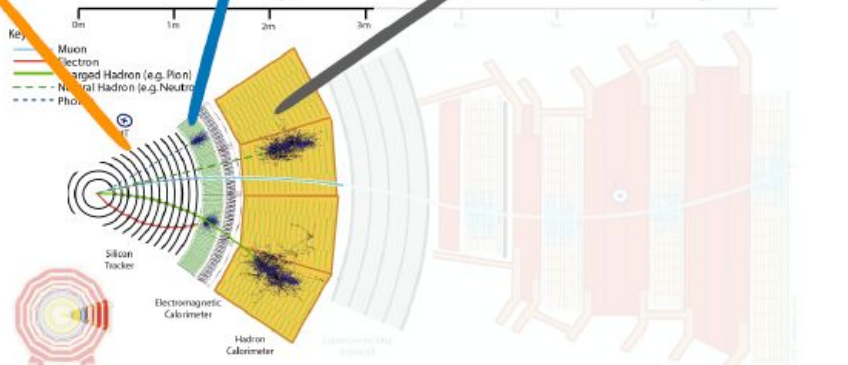
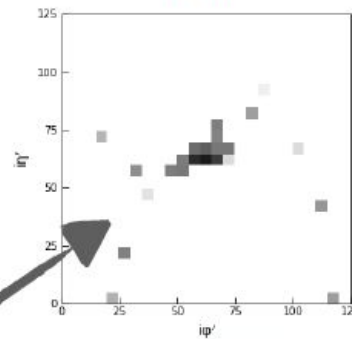
Tracks, pT weighted, at ECAL surface



ECAL



HCal



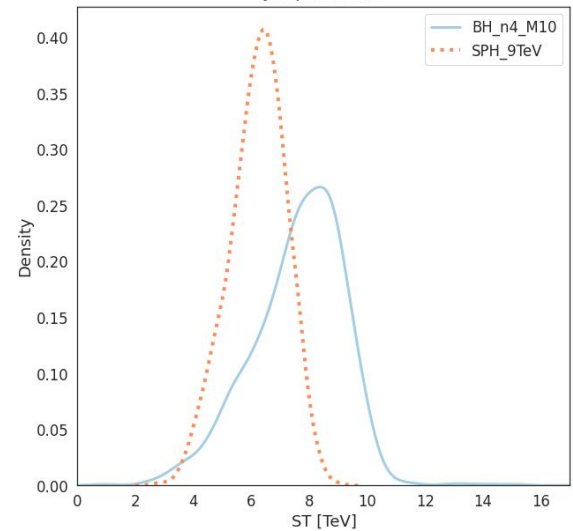
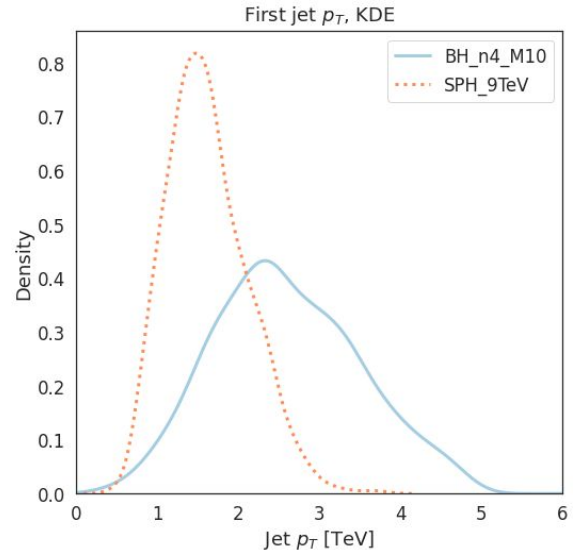
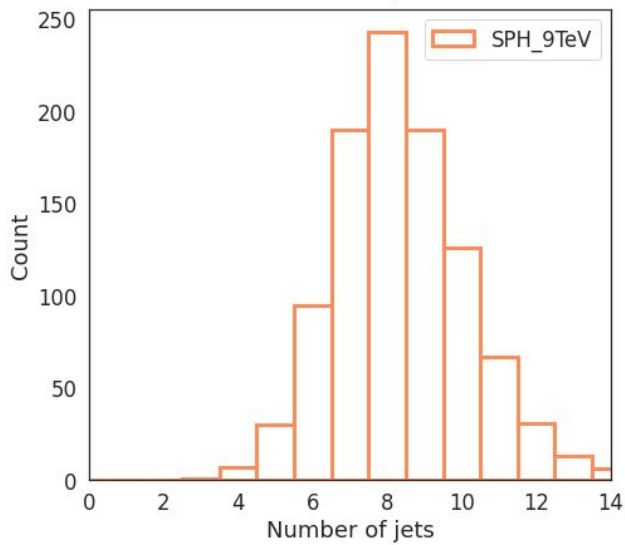
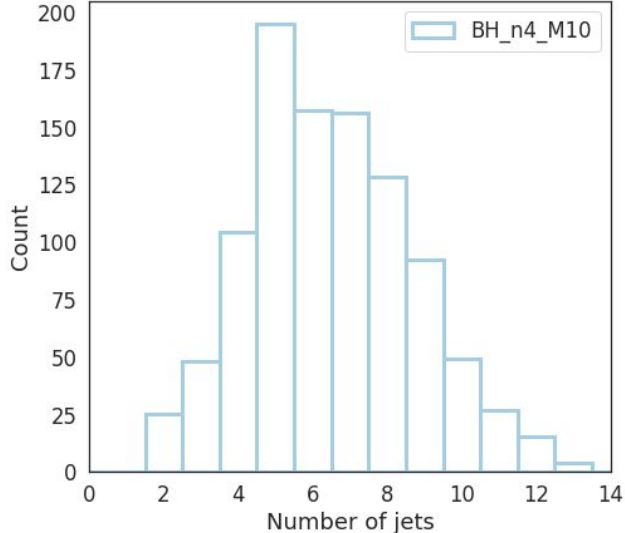
# Example: Binary classification

---

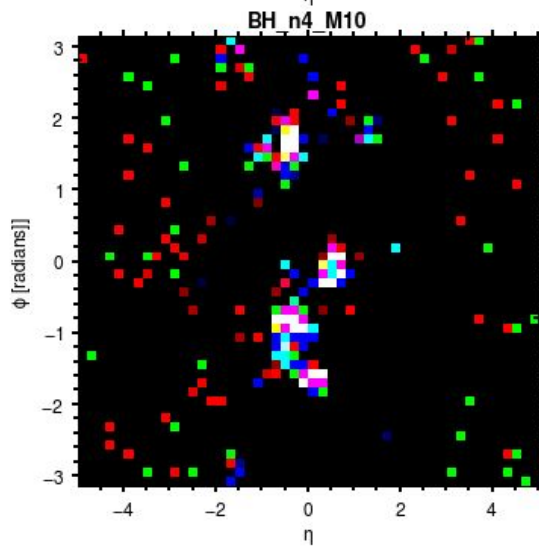
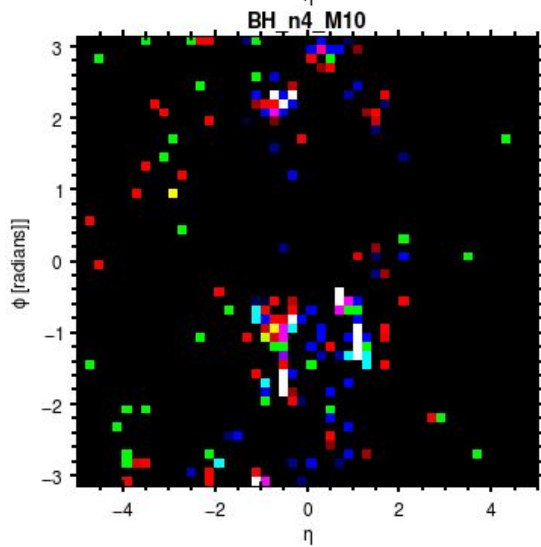
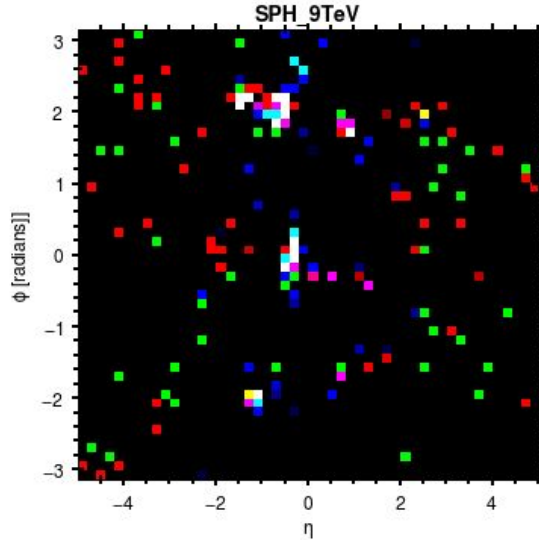
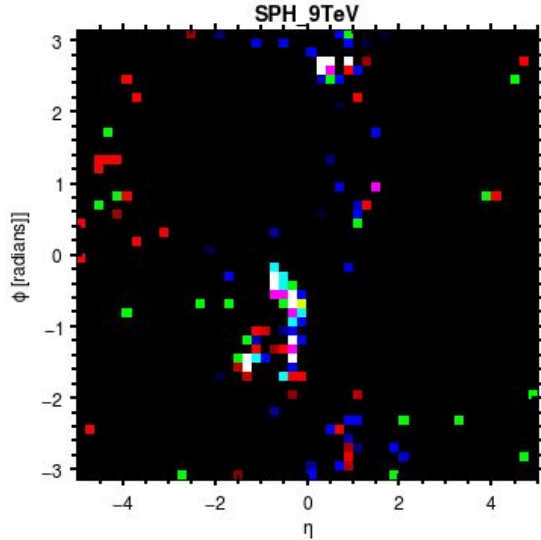
SPH\_9TeV: **Sphalerons**

BH\_n4\_M10: **microscopic  
black holes**

Special (theoretical)  
events that result in  
many jets. Could be  
hard to separate.







# Convolutional neural network

## ResNet18.

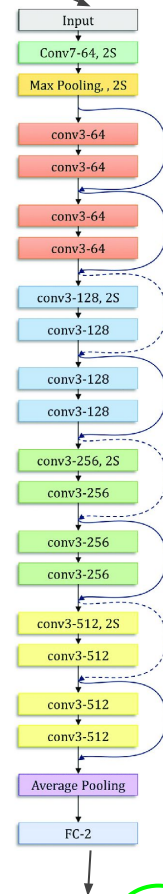
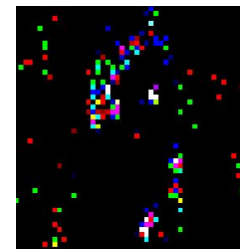
Added **circular convolution** for panoramic images.

Takes in  $50 \times 50 = 2500$  **features** (the image).

Outputs a tensor of values representing the classes, and the maximum value gives the **predicted class**.

**Metric:** In the end we can calculate the % correctly classified in each class, the **accuracy**.

**Data augmentation:** Random flips across  $\eta = 0$  and random rotations in  $\phi$ -direction, completely necessary for training



[-0.1, 1.2, 4.6]

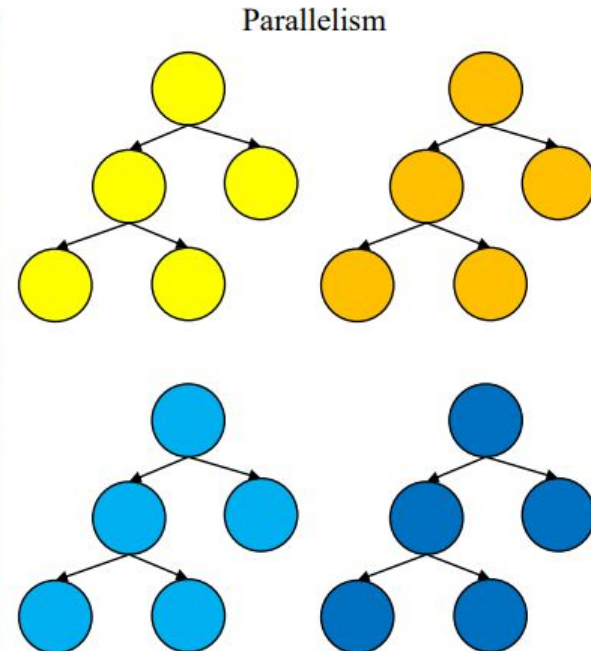
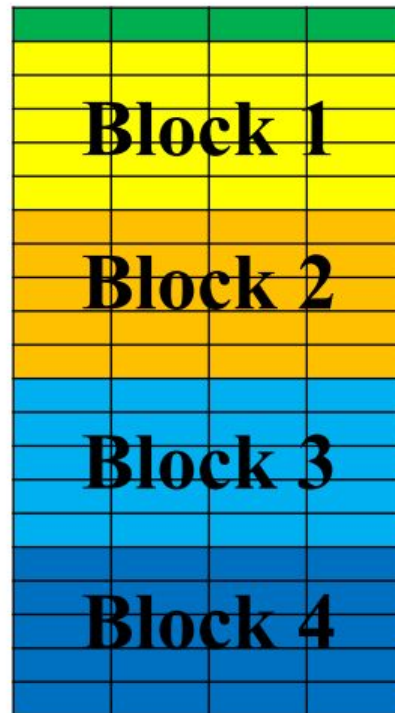
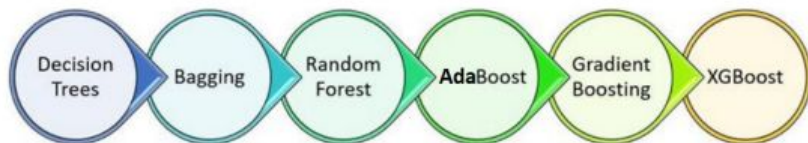
## XGBoost

**XGBoost** – external open-source library (framework) based on the Gradient Boosting. In comparison to the regular Gradient Boosting algorithm, the XGBoost increases speed and performance significantly.

*dmlc*  
**XGBoost**

Major improvements:

- Parallelized tree building
- Tree pruning
- Efficient handling of missing data
- Regularization to prevent overfitting
- In-built cross-validation capability
- Hardware optimization



# Xgboost data

---

Low level data (45 features):

- Five most energetic hits in
  - ECal
  - HCal
  - Tracks

High-level data (39 features):

- First eight jets
- First two leptons
- MET

Ehad_0	Ehad_1	Ehad_2	Ehad_3	Ehad_4	Ehad.Eta_0
574.719055	469.435333	411.811890	299.050201	293.904053	-0.818594
1083.457520	488.901917	480.192688	333.622101	230.357330	-1.020491
611.114319	334.008911	247.336731	238.140228	217.595657	0.160088
584.671692	574.643494	408.249054	378.885986	341.893982	-0.079388
687.085571	464.160858	417.404846	382.948364	378.882172	-1.588451

Jet.Eta_0	Jet.Eta_1	Jet.Eta_2	Jet.Eta_3	Jet.Eta_4	Jet.Eta_5	Jet.Eta_6
-0.761235	-0.376034	-0.386358	-0.358008	0.557922	0.439379	0.289839
-0.355793	-1.065034	0.162526	0.601317	-0.023609	0.551750	0.072058
-0.501687	0.166702	0.749015	-0.579402	0.166687	-0.904145	0.471734
-0.009252	0.593912	-1.416952	-0.461862	1.373964	1.546215	-0.270171
-1.634426	0.558831	0.555065	0.615552	-0.639208	1.104151	-0.186942

# Preliminary results

---

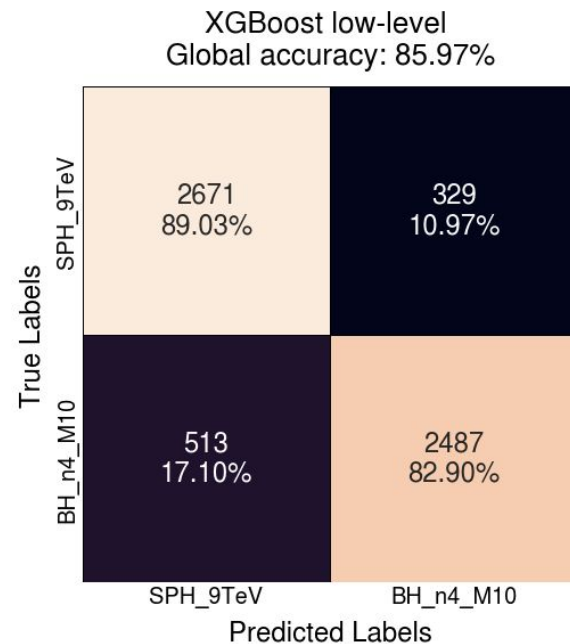
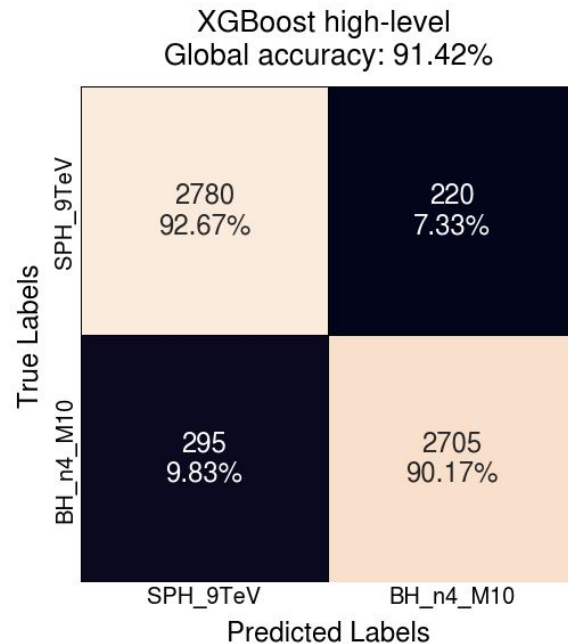
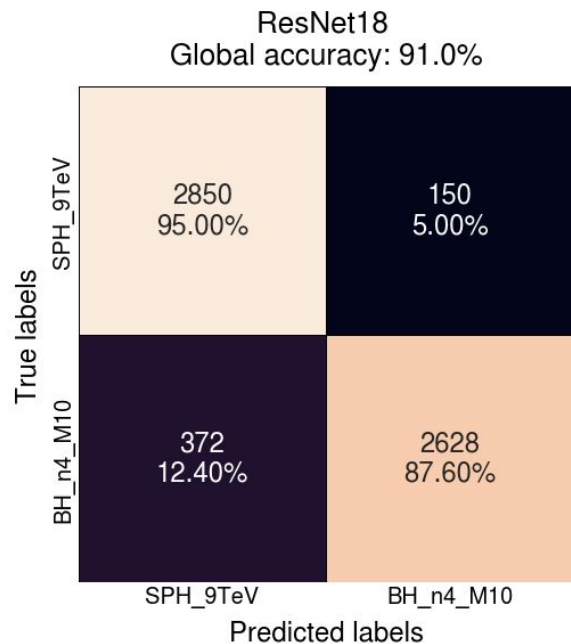
ResNet18 is performing comparable to XGBoost with high-level data, and better than XGBoost with low-level data.

Using low-level data **with the CNN we can skip object reconstruction** and get similar precision.

	Resnet18 low level	XGBoost low level	XGBoost high level
Binary classification	0.907 +- 0.007	0.861 +- 0.001	0.914 +- 0.002

# Confusion matrices

---



Thank you for your attention! :)



[www.learningdarkmatter.com](http://www.learningdarkmatter.com)



@learningdarkmatter