

SM/MSSM Higgs production at LHC



Marek Taševský (Physics Inst. Prague)

HERA-LHC workshop - DESY 14/03 2007

Pile-up studies for CEP $H \rightarrow bb$

MSSM scan for CEP $H \rightarrow bb/WW/\tau\tau$

H- \rightarrow bb and H- \rightarrow WW in SM

All details such as event yields, PU bg, non-PU bg studies described in
CMS/Totem Note CERN-LHC 2006-039/G-124:

Jet algorithm:

- o) Iterative cone, Cone radius = 0.7**
- o) Jet energy scale corections applied to detector level jets**

Signal for H- \rightarrow bb composed of two main categories:

- 1) b-dijets - 85% of signal, challenging channel**
- 2) muons from b-hadron decays 15% of signal, clean, no problems**

Electrons from b-hadron decays may also add something. Needs to study

Phojet generation of PU events

All processes	118 mb
Non-diff.inelastic	68 mb
Elastic	34 mb
Single Diffr.(1)	5.7 mb
Single Diffr.(2)	5.7 mb
Double Diffr.	3.9 mb
DPE	1.4 mb

Number of pile-up events per bunch crossing (BX) $\equiv N^{PU} =$

Lumi x cross section x bunch time width x LHC bunches/filled bunches =

$$10^{34} \text{cm}^{-2} \text{s}^{-1} \times 10^4 \text{cm}^2/\text{m}^2 \times 10^{-28} \text{m}^2/\text{b} \times 110 \text{mb} \times 10^{-3} \text{b}/\text{mb} \times 25 \times 10^{-9} \text{s} \\ \times 3564/2808 \sim 35$$

$$5 \times 10^{33} \sim 17.6, \quad 2 \times 10^{33} \sim 7.0, \quad 1 \times 10^{33} \sim 3.5, \quad 1 \times 10^{32} \sim 0$$

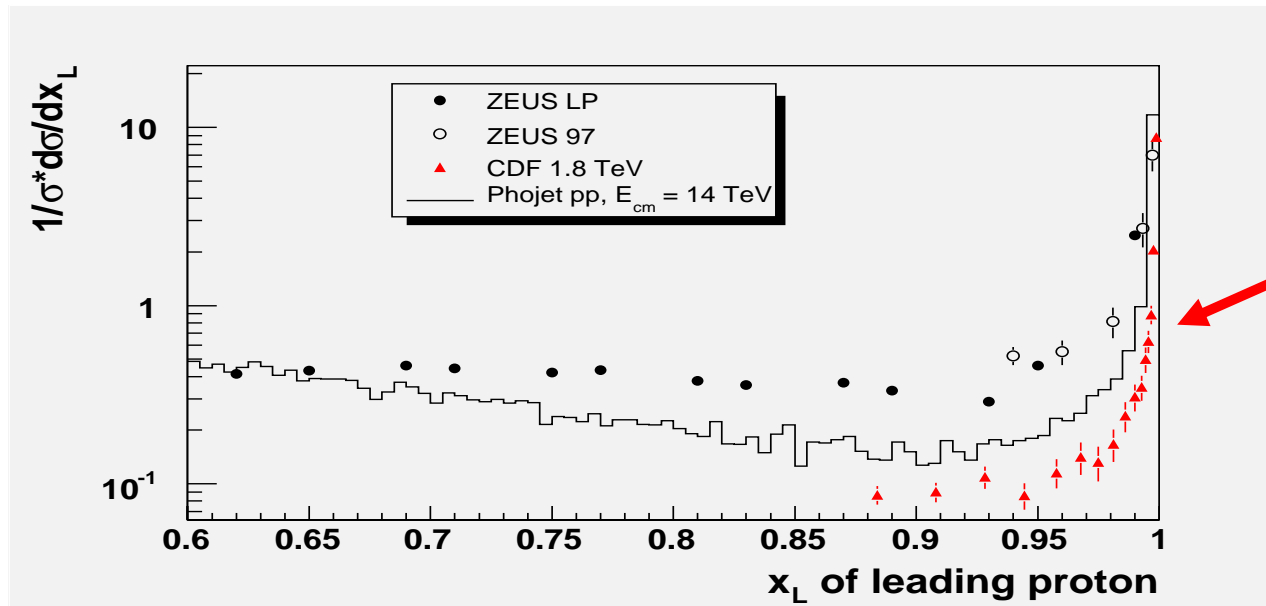
PU mixing to S and B for $H \rightarrow bb$

Generated and fast simulated: PHOJET MB : $\sigma = 118$ mb, 200k

Prob. to see a proton in one RP per interaction:

420: 1.0%, 220: 3.1% - These numbers are crucial for the PU study!

Unfortunately, they are model-dependent. Which data to take to tune our MC models??? ZEUS? CDF?



CDF points
just tentative!

The main idea from KMR: concentrate on CDF measurement rather than on ZEUS because of closer type of collision and closer E_{cm} .

The x_L spectrum expected to be almost E_{cm} independent between 1.8 TeV and 14 TeV. Still need to check the CDF data... What about t -ranges of CDF and ZEUS measurements and of Phojet?

Fake rates of protons in RPs

The big danger of PU events for diffraction signal: they contain a lot of diffractive processes. Typical mimics of DPE $H \rightarrow bb$: mixture of three events: 2 SD protons + hard-scale dijet

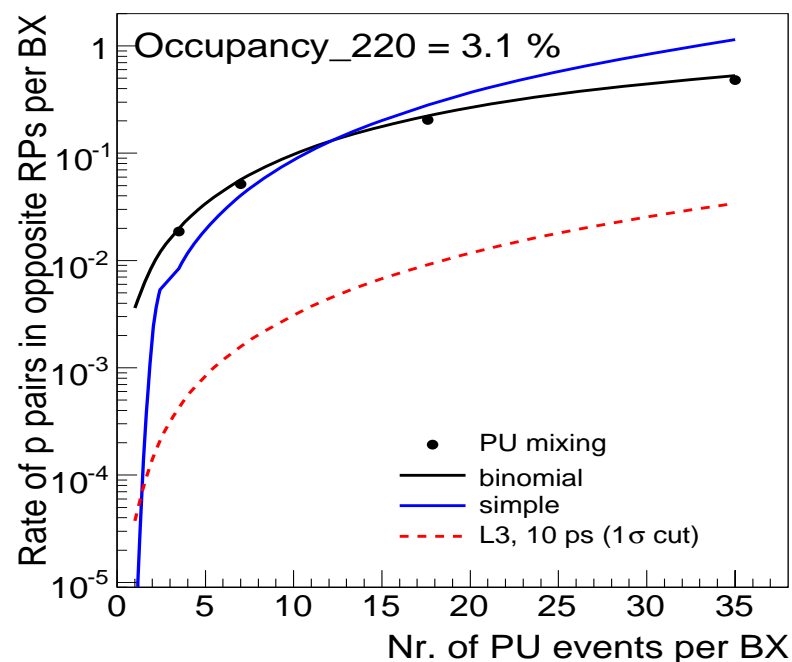
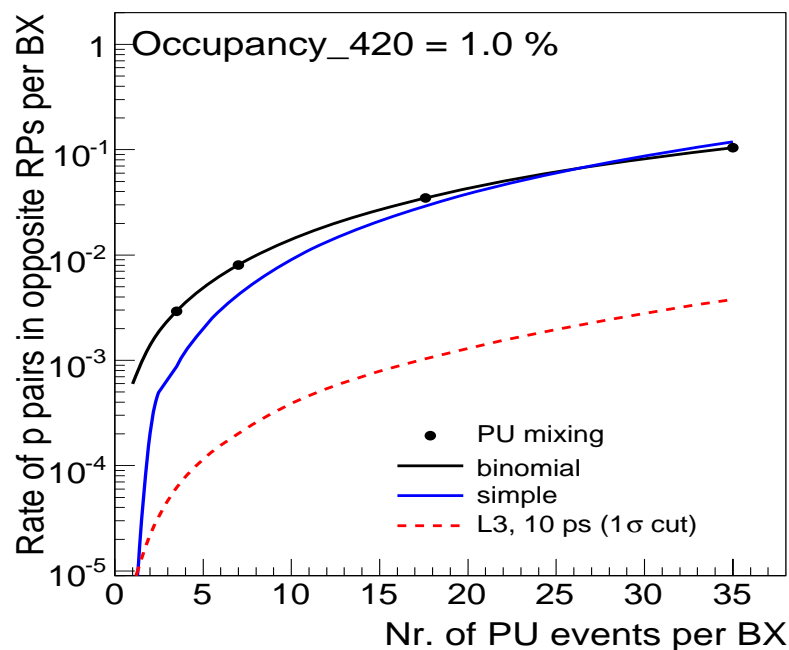
Mix PU events with signal or bg - using FAMOS: Sum RP acceptances over all possible proton pairs in all PU events in on BX and then look at mean over all signal or bg events. N^{PU} properly smeared using Poisson dist.

E.g. $R_{420}^{RP} = \langle \sum_i^{N^{PU}(n)} \sum_j^{N^{PU}(n)} A_{420}^L(i) \times A_{420}^R(j) \rangle_{n=90k}$ ← signal or bg events

Rate of PU events with 2 p's seen in opposite 420 RPs

$\langle N^{PU} \rangle$	R_{420}	R_{220}	R_{comb}	R_{total}
3.5	0.003	0.019	0.014	0.032
7.0	0.008	0.052	0.037	0.084
17.6	0.033	0.205	0.153	0.300
25.0	0.063	0.280	0.246	0.417
35.0	0.101	0.480	0.380	0.620

Rates of fake protons



Analytical formula for Rate of p pairs seen in opposite RPs per BX:

$$\mu = \text{Acc} * N^{\text{PU}}, \quad \mu_{\text{LR}} = \text{Acc}_{\text{LR}} * N^{\text{PU}}$$

$$N^{\text{RP}}/\text{BX}(\text{binomial}) = 2 * \exp(-\mu) * [\cosh(\mu) - 1] + 1 - \exp(-\mu_{\text{LR}})$$

$$N^{\text{RP}}/\text{BX}(\text{simple}) = N^{\text{PU}} * (N^{\text{PU}} - 1) * \text{Acc} * \text{Acc}$$

Courtesy
Sasha Kupčo
(Prague)

$L3 = (N^{\text{RP}}/\text{BX})/Q$, $Q = \text{red.fact.from quartic det. based on } \sigma_{\tau}=10 \text{ ps}$
 $Q \sim 30$ for 220 and 420, for $N^{\text{PU}} = 3.5$
 ~ 13 for 220 and 23 for 420, for $N^{\text{PU}} = 35$

Selection cuts for $H \rightarrow bb$ at $m_h = 120$ GeV

$$\text{cut 1} = N_{\text{jet}} > 1$$

$$\text{cut 2} = E_{T,\text{jet1}} * \text{JES} > 45 \text{ GeV} \quad \wedge \quad E_{T,\text{jet2}} * \text{JES} > 30 \text{ GeV}$$

$$\text{cut 3} = |\eta_{\text{jet1}}| < 2.5 \quad \wedge \quad |\eta_{\text{jet2}}| < 2.5$$

$$\text{cut 5} = 2.85 < |\phi_{\text{jet1}} - \phi_{\text{jet2}}| < 3.43$$

$$\text{cut 7} = 0.85 < M_{\text{dijet}}/M_{420} < 1.15, \quad 0.8 < M_{\text{dijet}}/M_{\text{comb}} < 1.2$$

$$\text{cut 9} = 118 < M_{420} < 122, \quad 115 < M_{\text{comb}} < 125$$

$$\text{cut 10} = \text{both jets b-tagged (Discr} > 1.0)$$

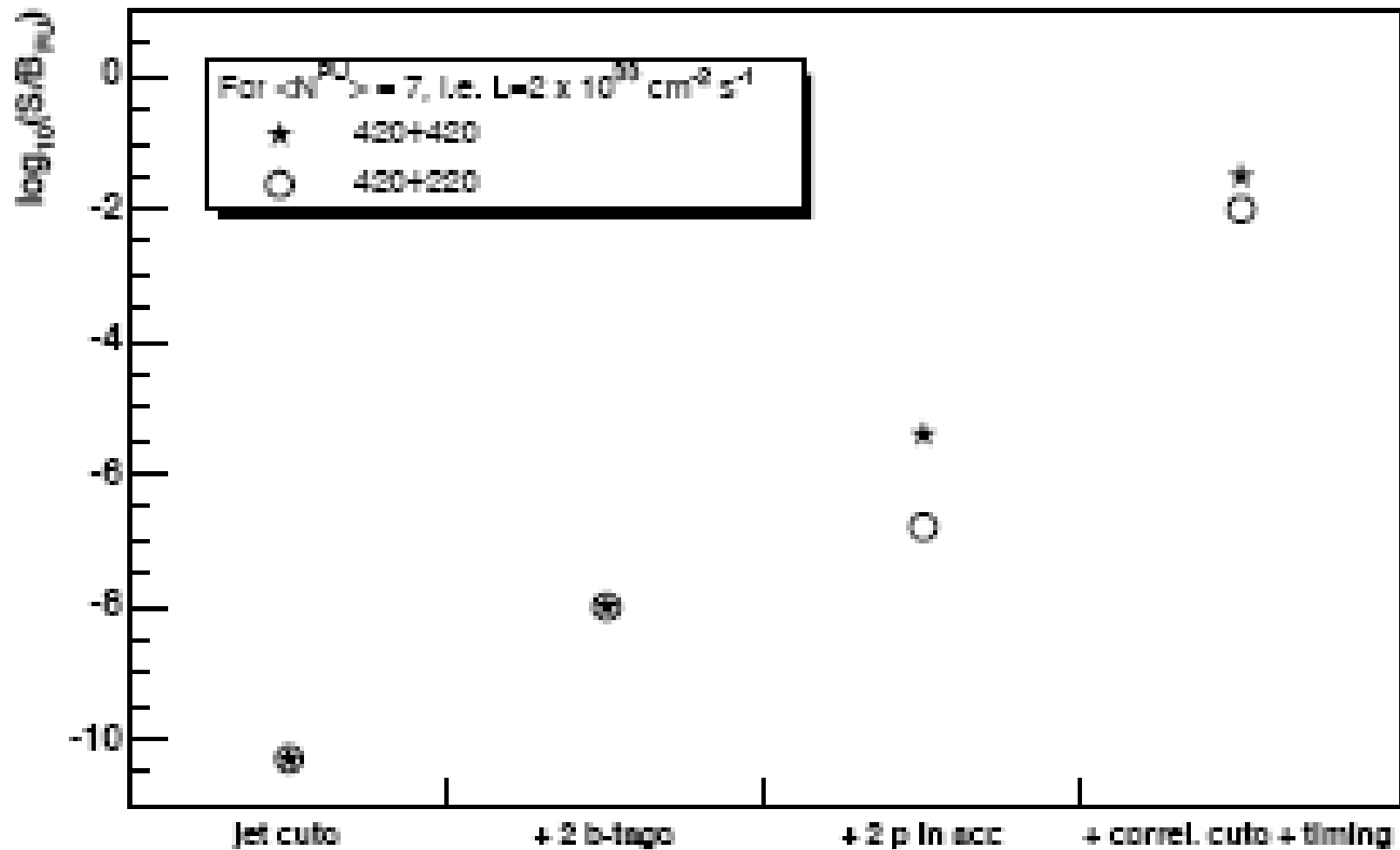
$$\text{cut 11} = |\xi_{\text{jet}}^{\text{L}} - \xi_{420}^{\text{R}}|/\xi_{420}^{\text{R}} < 0.3 \quad \wedge \quad |\xi_{\text{jet}}^{\text{R}} - \xi_{420}^{\text{L}}|/\xi_{420}^{\text{L}} < 0.3,$$

$$|\xi_{\text{jet}}^{\text{L}} - \xi_{\text{comb}}^{\text{R}}|/\xi_{\text{comb}}^{\text{R}} < 0.3 \quad \wedge \quad |\xi_{\text{jet}}^{\text{R}} - \xi_{\text{comb}}^{\text{L}}|/\xi_{\text{comb}}^{\text{L}} < 0.3,$$

$$0.002 < \xi_{420} < 0.04 \quad \wedge \quad 0.002 < \xi_{\text{comb}} < 0.04$$

$$\text{cut L1} = (\text{Acc}_{220}^{\text{L}} > 0 \vee \text{Acc}_{220}^{\text{R}} > 0) \quad \wedge \quad (E_{T,\text{jet1,2}} > 40 \text{ GeV})$$

Suppressing PU bg



S/B for Lumi = 30 fb⁻¹

CMS/Totem Note CERN-LHC 2006-039/G-124:

lumi	$\langle N^{PU} \rangle$	S/B	
[cm ⁻² s ⁻¹]		420+420	220+420
1 · 10 ³³	3.5	0.6/20	0.9/40
2 · 10 ³³	7.0	0.6/30	0.9/120
5 · 10 ³³	17.5	0.6/190	0.9/340
1 · 10 ³⁴	35.0	0.6/900	0.9/1900

Very large reduction of PU effect achieved but still not yet at S/B~1. We need another handle - try track multiplicity cut.

Multiplicity cuts at detector level

Main idea: exploit the difference between particle multiplicities of CEP and non-diffr. processes. CEP should show rapidity gaps.

Construction: only good tracks ($p_{T,track} > 0.5 \text{ GeV}$, 0.2 GeV), $|n_{track}| < 2.5$ (tracker acceptance)

$N_{charged}$ - Nr. of tracks outside cones of $R=0.7$ around axes of two lead. jets

$N_{charged}^{perp}$ - dtto + perp. to jet axes

$$(\pi/3 < |\Phi_{jet} - \Phi_{track}| < 2\pi/3, \quad 4\pi/3 < |\Phi_{jet} - \Phi_{track}| < 5\pi/3)$$

Observation: the cut inefficient if tracks from all vertices counted

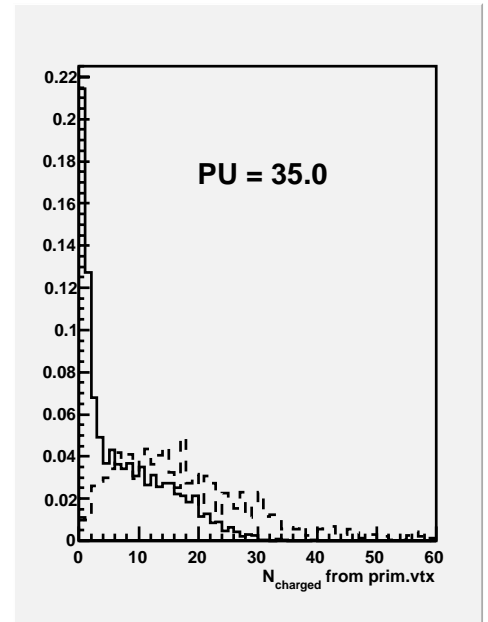
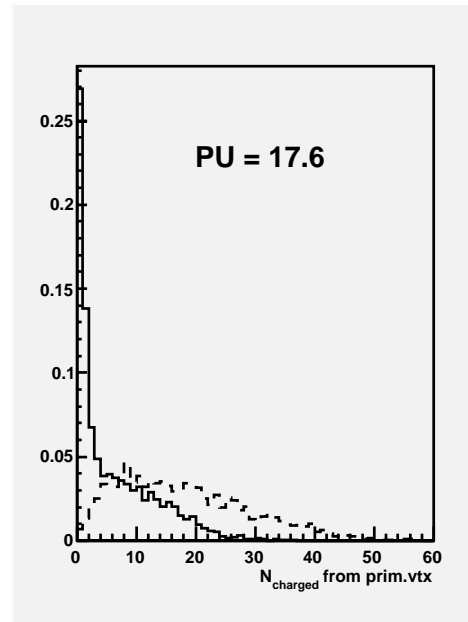
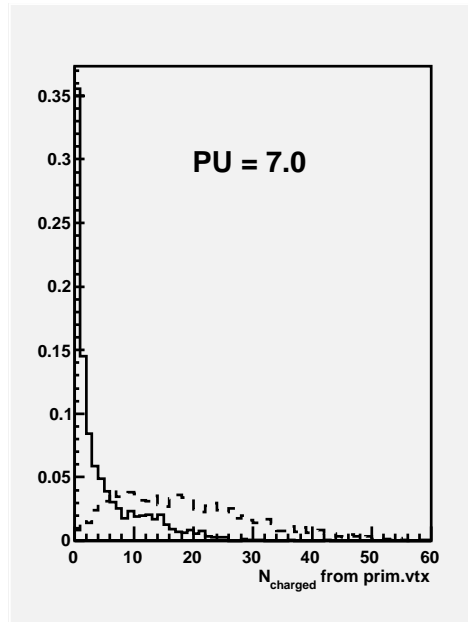
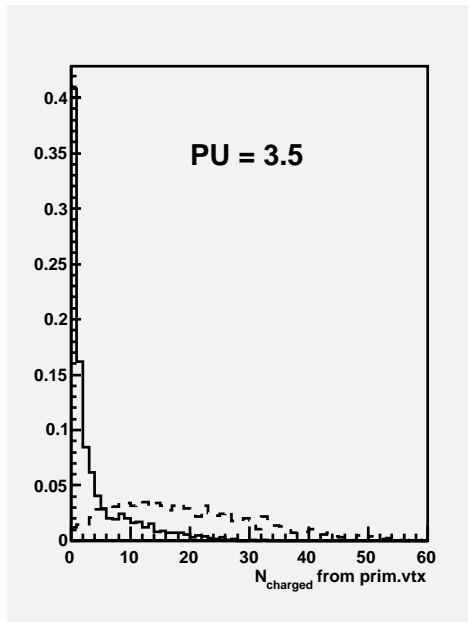
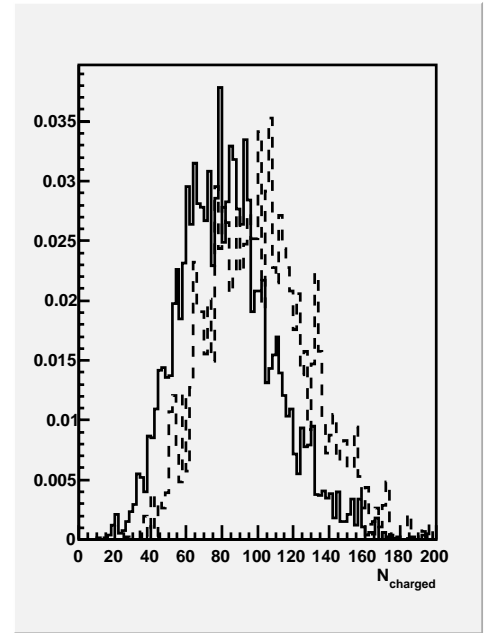
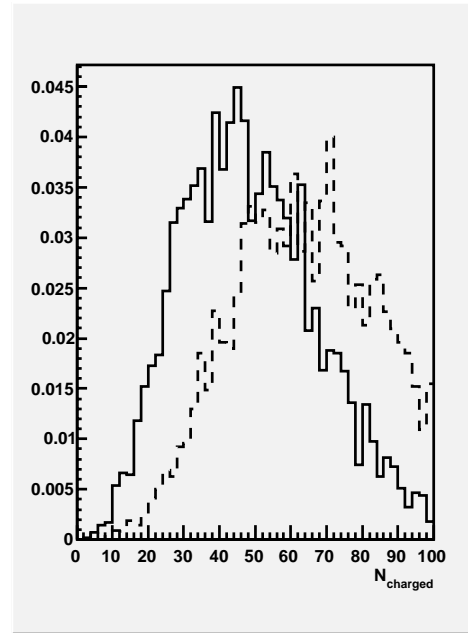
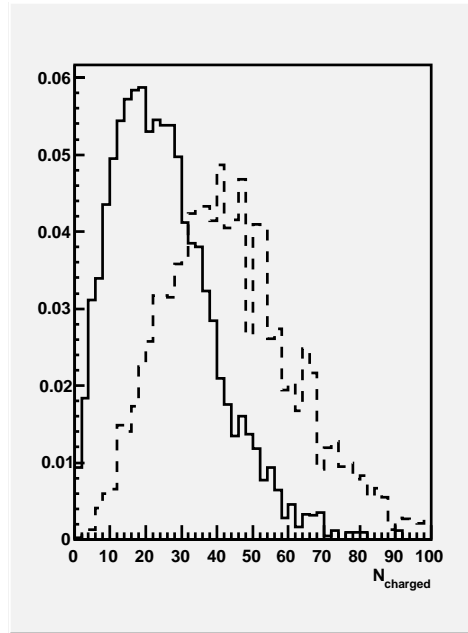
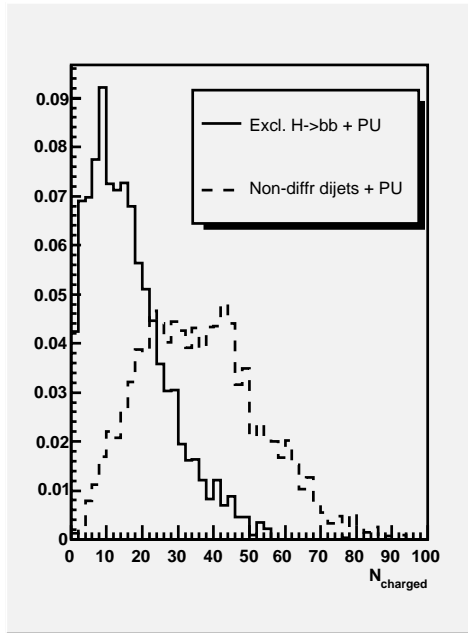
Help: take only vertices in a z-coord. window:

- a) $2 * \sigma_z(\text{beam}) / \sqrt{2} = 2 * 7.5 / \sqrt{2} = 10.6 \text{ cm}$ - doesn't help too much
- b) $2 * \sigma_z(\text{vtx})[\text{timing}] = 6 \text{ mm}$ - needs timing det.

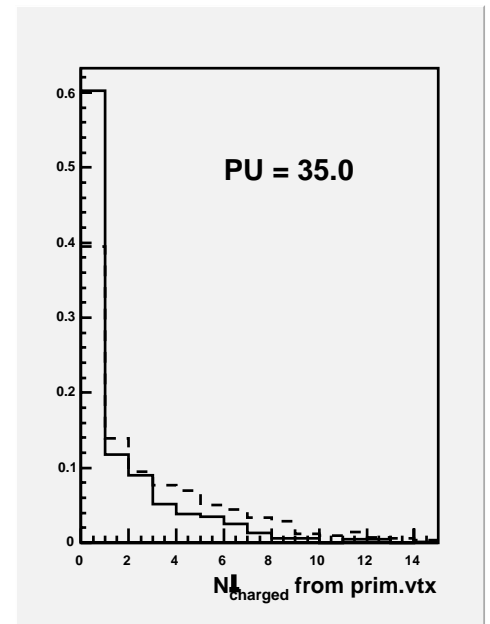
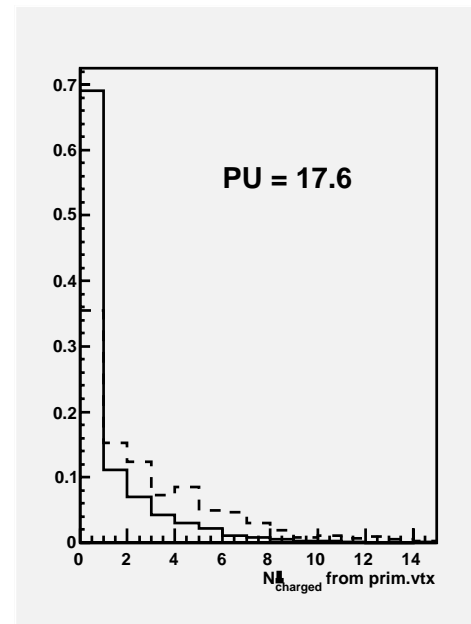
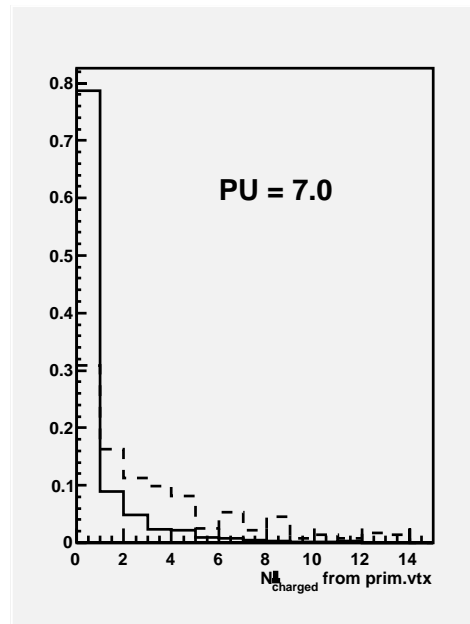
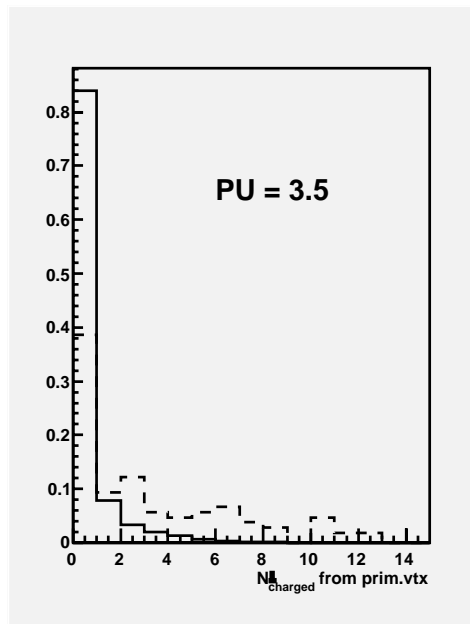
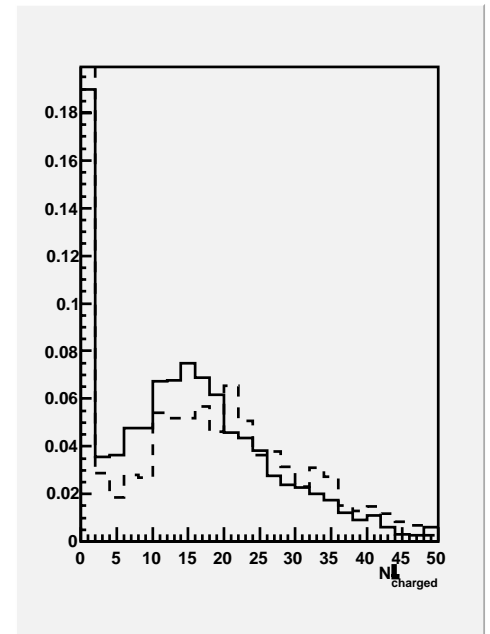
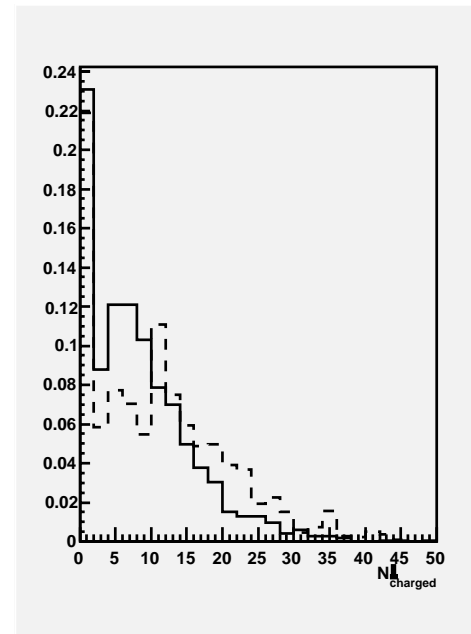
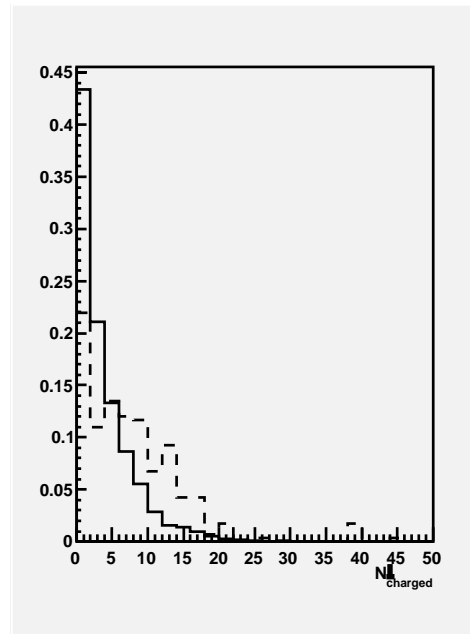
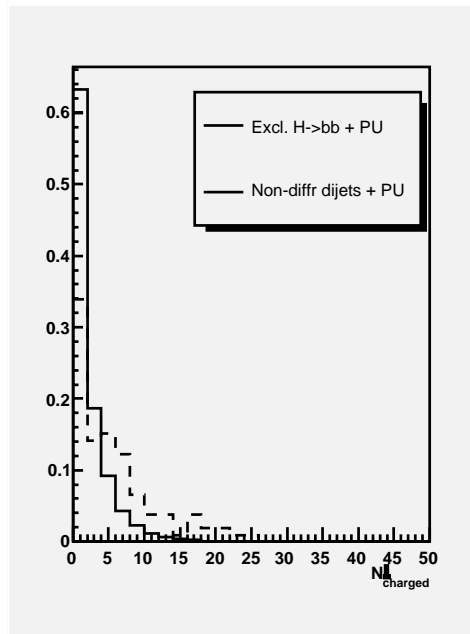
c) **Count just tracks associated with primary vertex!**

Primary vertex comes from a hard-scale event. The prim.vtx finding algorithm may not be sufficiently efficient in case of high lumi - then tracks from hard jets should help to constraint the prim.vtx better.

N_{charged} from all vertices vs. from prim.vtx



N_{charged}^T from all vertices vs. from prim.vtx



Reduction factors from N_{charged} cut

Two options tried:

$$N_{\text{charged}} \leq 7 \text{ .and. } N_{\text{charged}}^{\text{perp}} \leq 1$$

$$N_{\text{charged}} \leq 6$$

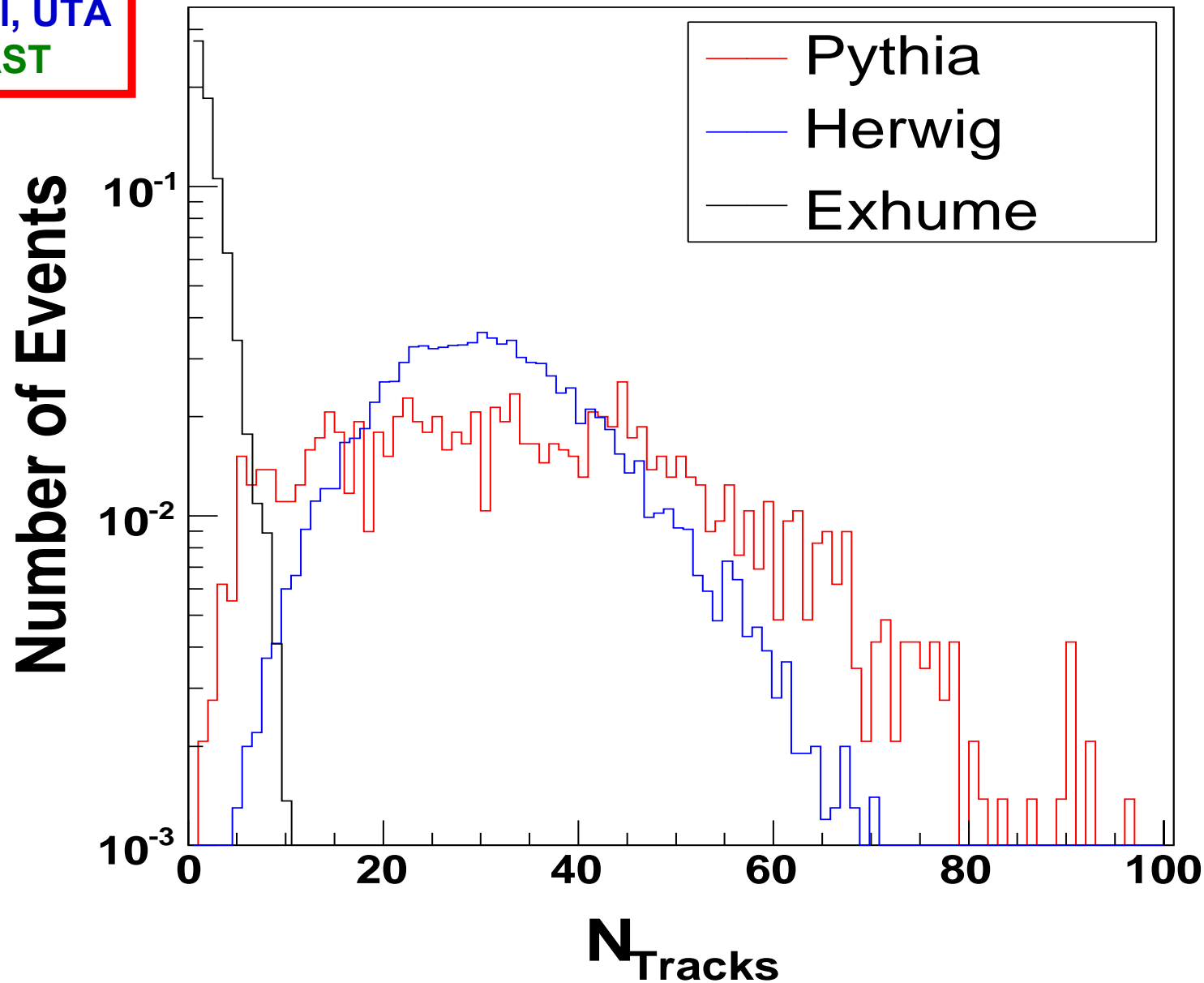
Red.factors obtained after applying all selection cuts on signal and only jet selection cuts on bg. The two options give the same.

$\langle N^{\text{PU}} \rangle$	Signal + PU		Non-diffr.dijets + PU	
	420	comb	420	comb
3.5	1.2	1.2	6	5
7.0	1.4	1.3	7	6
17.6	1.8	1.8	5	5
35.0	1.5	1.8	5	5

This is for Pythia 6.2 and default CMS tune for soft underlying event (SUE). It differs significantly from A.Pilkington result (reduction ~ 100) obtained from hadron level Herwig+Jimmy tune.

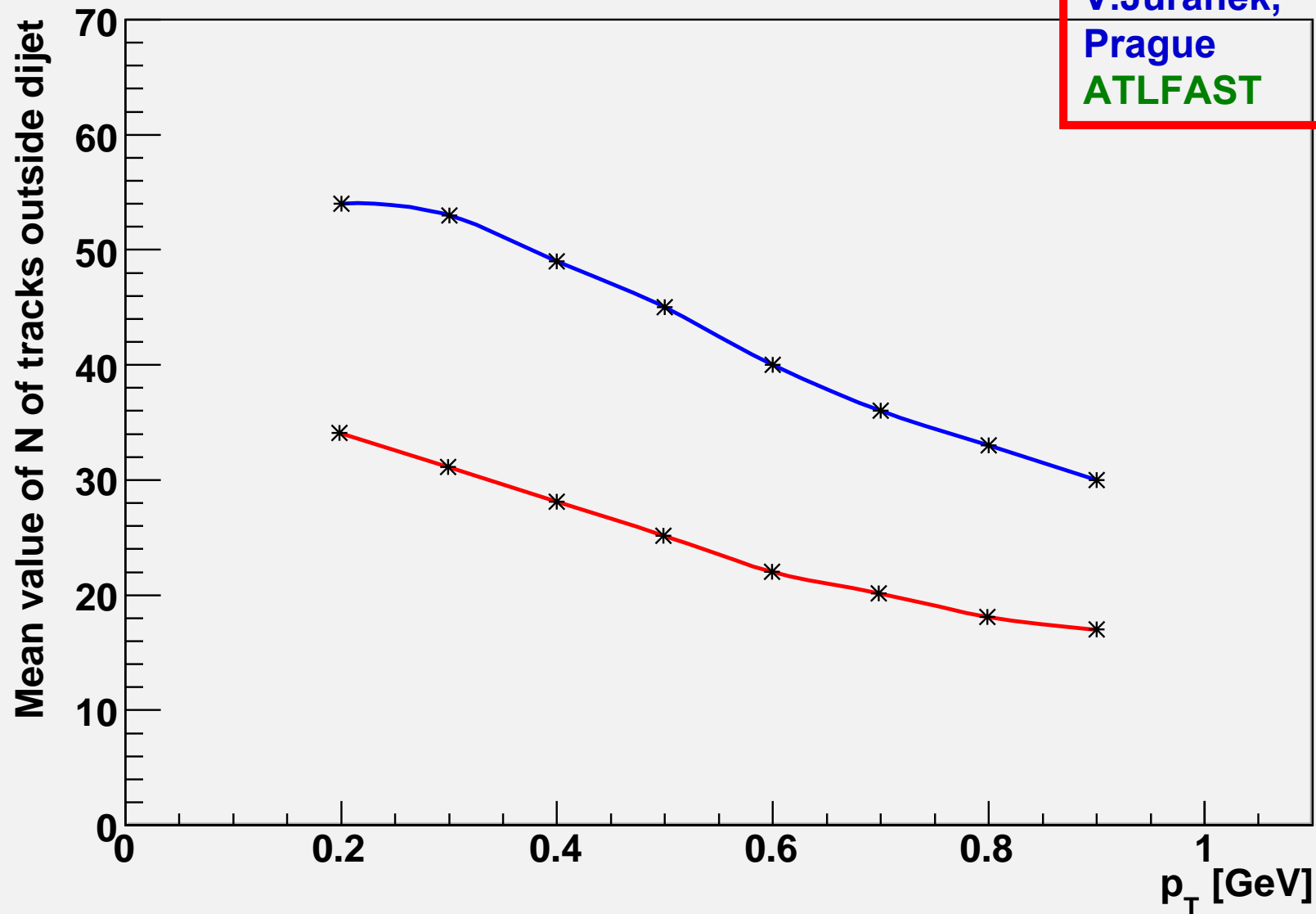
Another big uncertainty: underlying event

A.K.Pal, UTA
ATLFAST



Mean of number of tracks outside dijet

Graph



Summary of PU effect in $H \rightarrow b\bar{b}$ channel

- PU has a little effect on signal.
- PU has a little effect on jets.
- The main effect comes from fake protons in RPs overlaid with hard jets from dijet events.

2 big uncertainties:

1) The track multiplicity cut can reduce PU effect by a factor of 10–100. The big spread is caused by model-dependence, SUE tune-dependence and min. $p_{T,track}$ (i.e. detector)-dependence.

Several people working hard on this and hoping to squeeze the spread quite soon. **The data of early LHC running are desirable.** Meanwhile use HERA-LHC proceedings and R.Field's results

2) One-sided RP acceptance for PU events (1.0% for 420, 3.1% for 220)
The data of early LHC running are desirable.

Enhancement in MSSM?

Idea of V.Khoze, M.Ryskin, S.Heinemeyer, G.Weiglein

The enhancement is evaluated using

$$\text{Ratio} = [\Gamma(H \rightarrow gg) * \text{BR}(H \rightarrow pp)]^{\text{MSSM}} / [\Gamma(H \rightarrow gg) * \text{BR}(H \rightarrow pp)]^{\text{SM}}$$

$H = h, H, A; \quad p = W, b, \text{tau}$

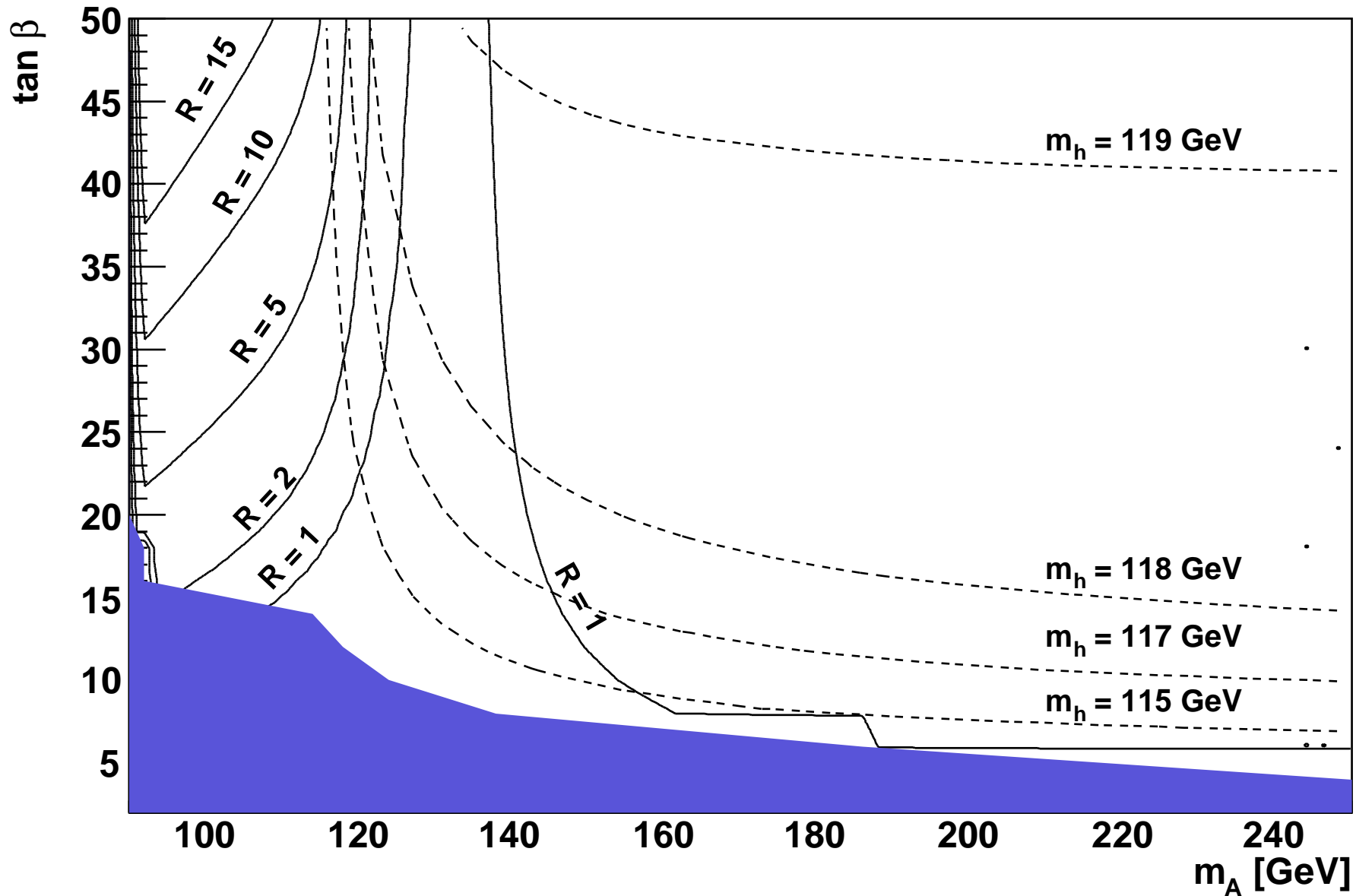
The cross section is calculated as

$$\sigma^{\text{MSSM}} = \sigma^{\text{SM}} * \text{Ratio}$$

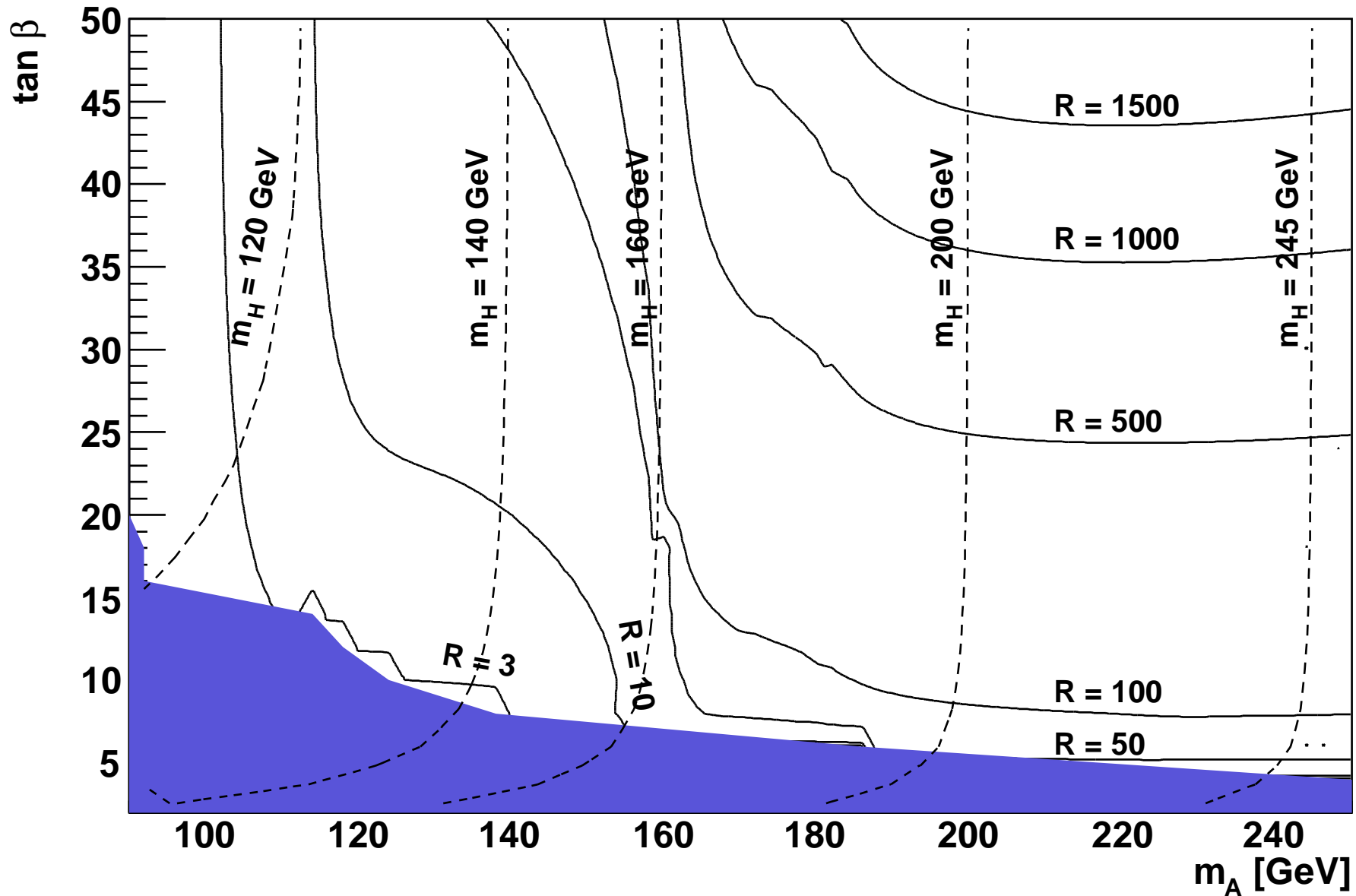
$$\sigma^{\text{SM}} = \sigma(\text{KMR, excl.H}) * \text{BR}(H \rightarrow pp)^{\text{SM}}$$

All MSSM quantities obtained using FeynHiggs code

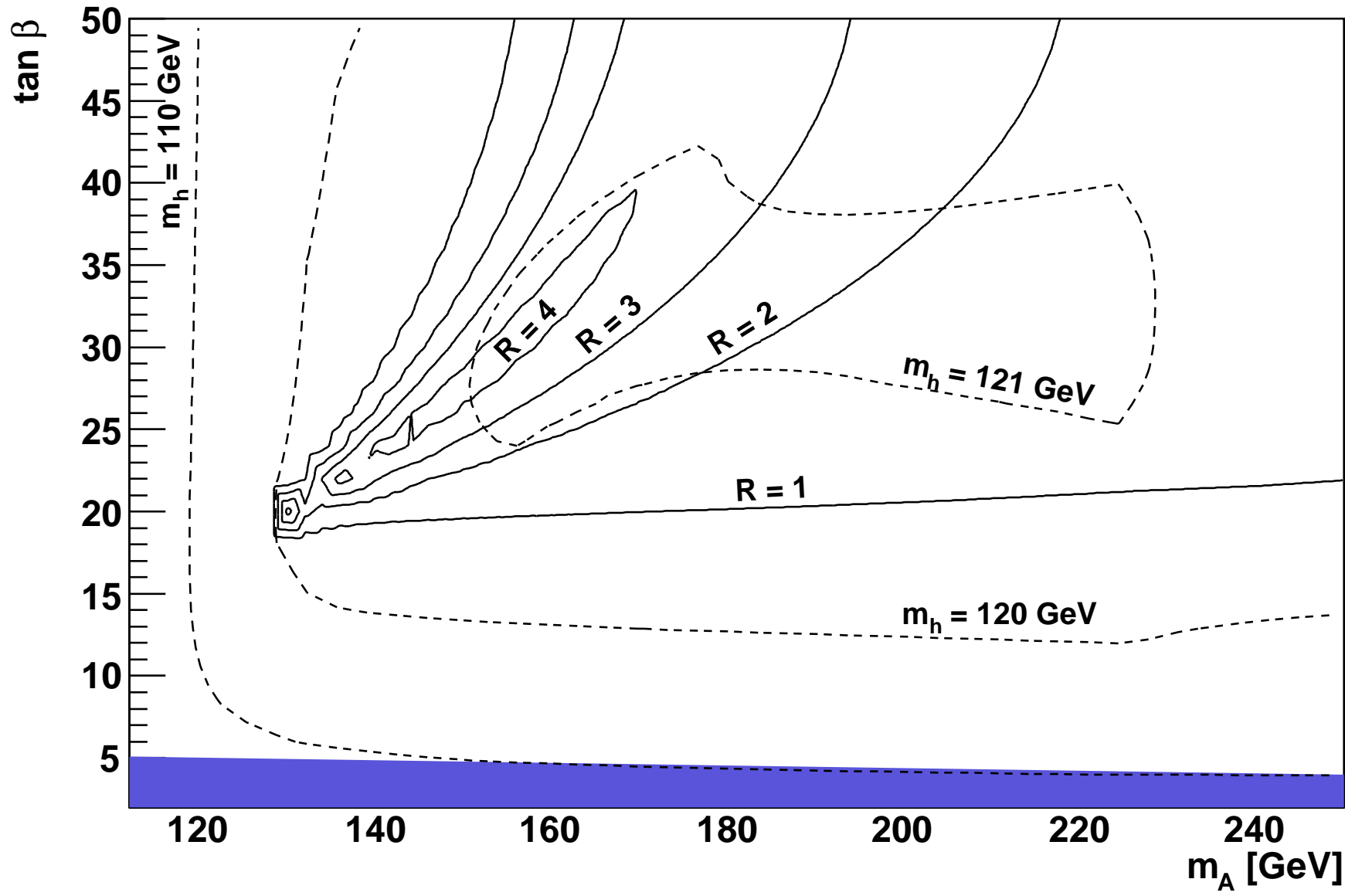
$R = \text{MSSM}/\text{SM}: h \rightarrow bb$, nomixing scenario, $\mu = 200 \text{ GeV}$



$R = \text{MSSM}/\text{SM}: H \rightarrow bb$, nomixing scenario, $\mu = 200 \text{ GeV}$



R=MSSM/SM:h \rightarrow WW, small α_{eff} scenario, $\mu=200$ GeV



Signal significance

Signal significance S_{CP} found by solving equations (using program scpf by S.Bitukov)

$$\beta = 1/\sqrt{2\pi} \int_{S_{CP}}^{\infty} e^{-x^2/2} dx, \quad \beta = \sum_{S+B}^{\infty} \text{Pois}(i|B) \text{ (Type II error)}$$

CEP Signal and CEP Bg calculated using KMR formulas and FeynHiggs code:

$$S = \text{Lumi} * \sigma^{\text{MSSM}} * [\epsilon_{420} * I(\Delta M_{420}) + \epsilon_{\text{comb}} * I(\Delta M_{\text{comb}})], \quad I = \text{reduction due to mass window}$$

$$B = \text{Lumi} * [\epsilon_{420} * \int \sigma^{\text{BG}} \Delta M_{420} + \epsilon_{\text{comb}} * \int \sigma^{\text{BG}} \Delta M_{\text{comb}}]$$

S and B taken without stat. and syst.errors

σ^{BG} : Only exclusive processes considered because:

- 1) Contribution of inclusive processes considered to be negligible after including new HERA Pomeron pdfs - see Valery's talk
- 2) Contribution of PU bg assumed to be negligible anticipating a big progress in developing cuts suppressing PU bg, such as track mult. and vtx rejection

ϵ_{420} , ϵ_{comb} : taken from CMS/Totem Note CERN-LHC 2006-039/G-124

Optimum mass windows

To get high stat. significance but also reasonable signal statistics, we need to choose an optimum mass window.

$S \sim \Gamma(H \rightarrow gg)$ - increases with increasing $\tan\beta$:

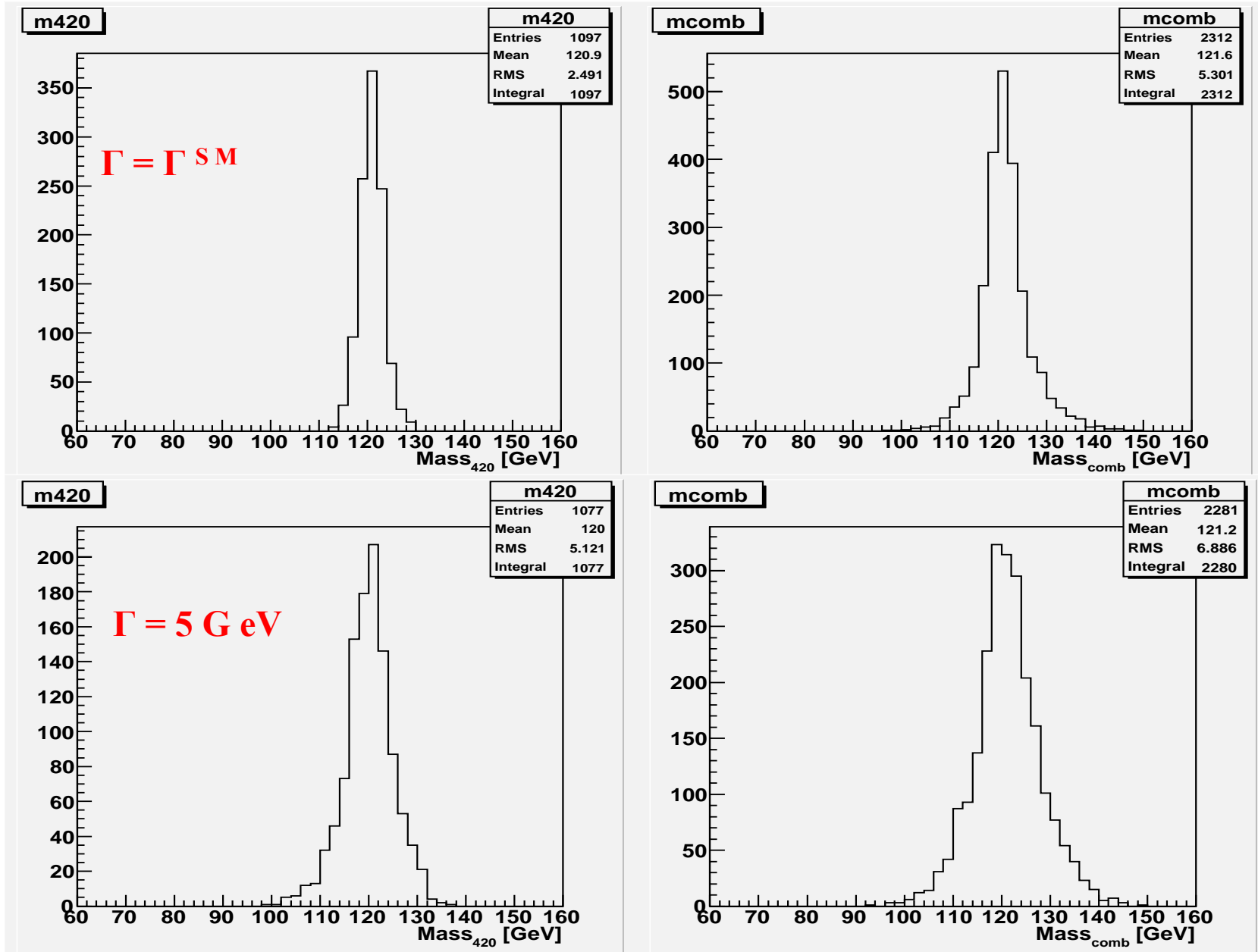
Mass spectrum at large $\tan\beta$ is then a convolution of Breit-Wigner function with Gaussian function given by RP resolution => optimum mass window thus depends on $\Gamma(H \rightarrow gg)$ and mass (or $\tan\beta$ and mass).

B: depends linearly on a mass window

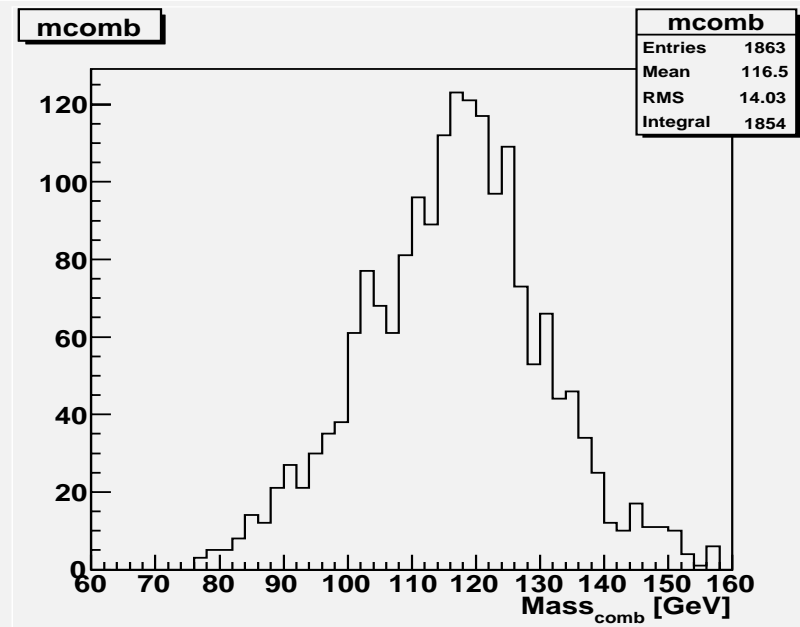
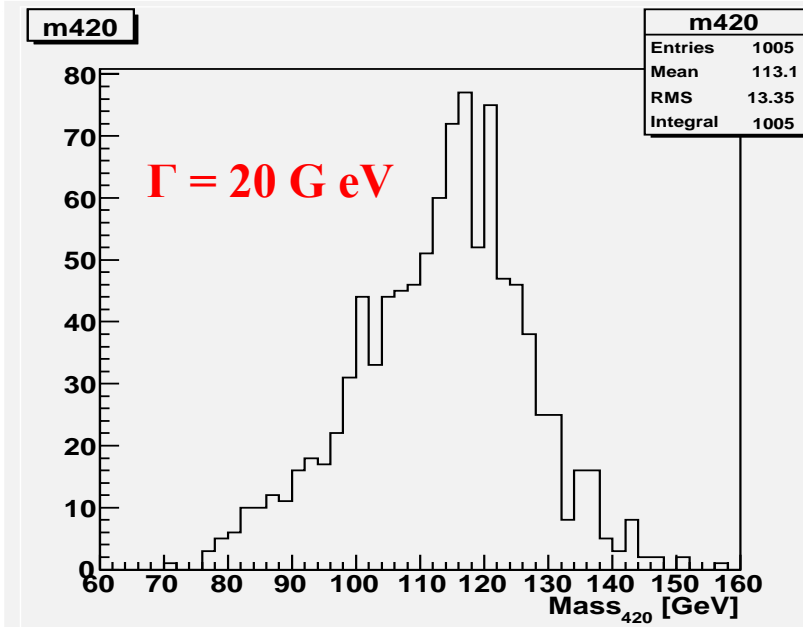
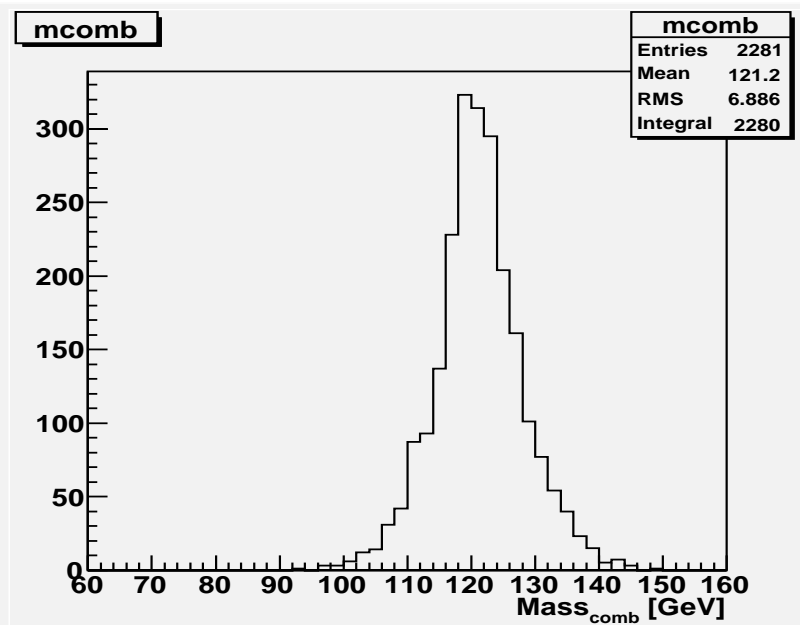
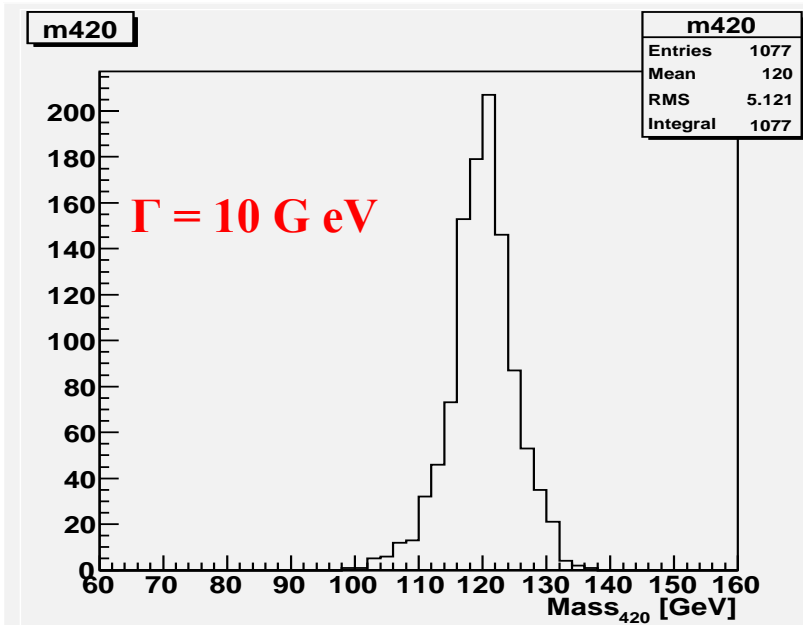
A natural choice: $\Delta M_{420} = 2 \cdot \sqrt{(\sigma_{420}^M)^2 + \Gamma^2}$, $\Delta M_{\text{comb}} = 2 \cdot \sqrt{(\sigma_{\text{comb}}^M)^2 + \Gamma^2}$,

All following figures correspond to this choice. Other choices still to be examined to find really the optimum mass window.

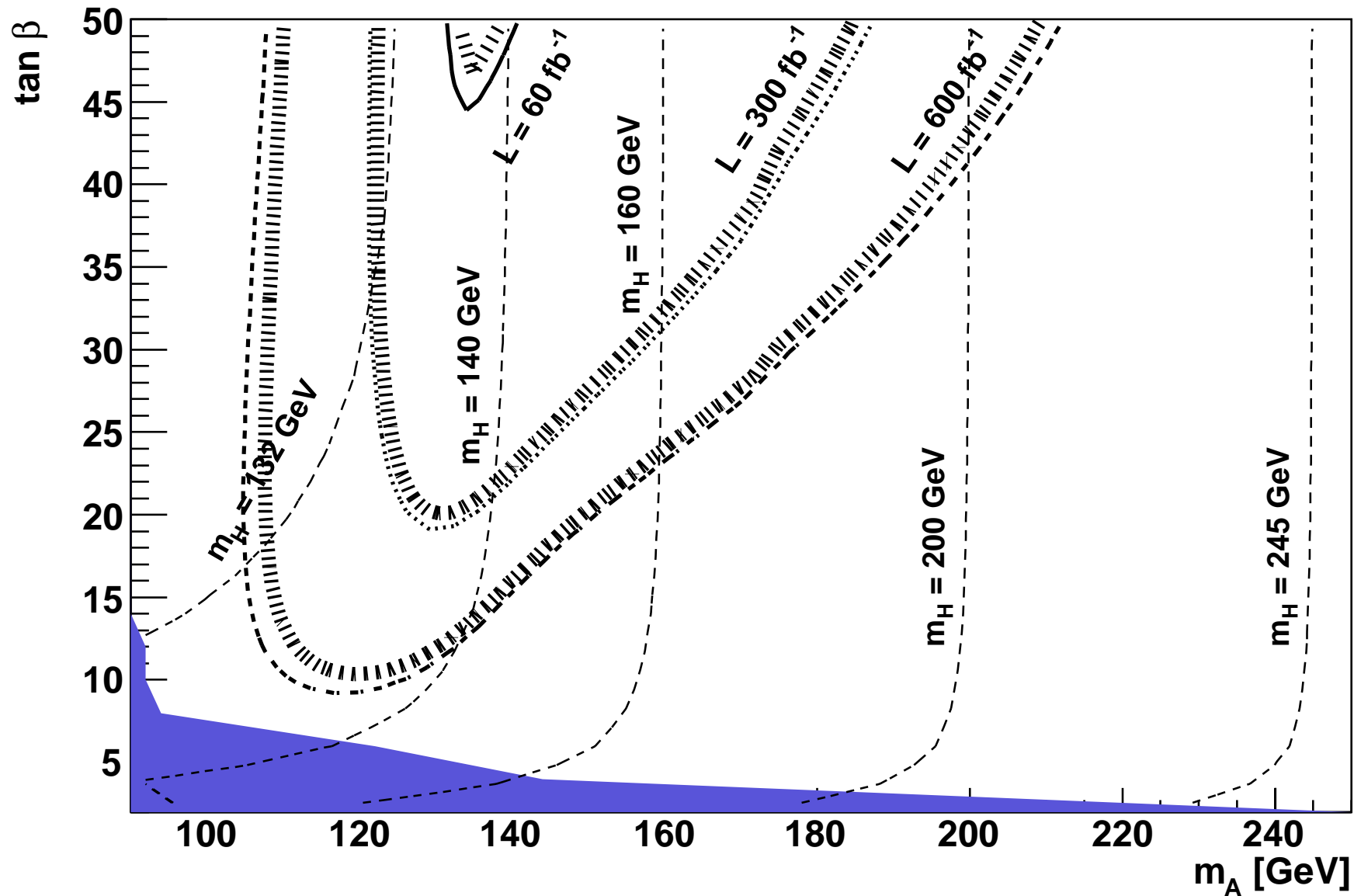
Mass spectra for different $\Gamma(H \rightarrow gg)$: ExHuMe



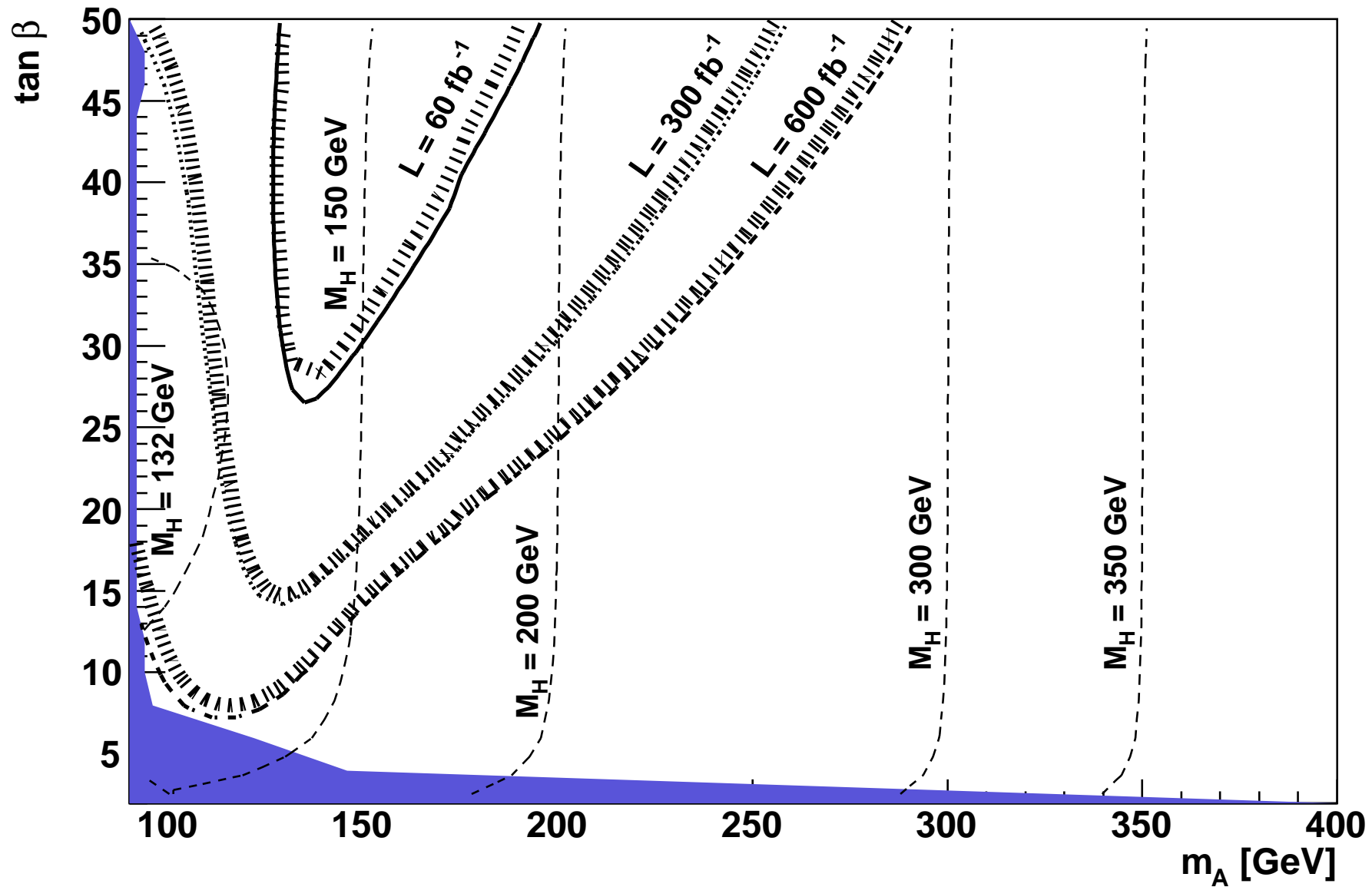
Mass spectra for different $\Gamma(H \rightarrow gg)$: ExHuMe



Stat.sig=5 for $H \rightarrow bb$, mhmax sc., $\mu=200$ GeV



Stat.sig=5 for $H \rightarrow bb$, mhmax sc., $\mu = -500$ GeV



Summary on MSSM enhancement

Xsections for bb and $\tau\tau$ enhanced most in $m_{H^{\pm}}$ scenario.

Xsections for WW enhanced most in small α_{eff} scenario.

Enhancement increasing with $\tan\beta$.

$H \rightarrow bb$: up to 2000 for $M_{H^{\pm}} \sim 180-300$ GeV and $\tan\beta \sim 50$

$h \rightarrow bb$ ($\tau\tau$): up to 15 for $M_h \sim 115$ GeV and $\tan\beta \approx 50$

$h \rightarrow WW$: max. 4 for $M_h \sim 120-123$ GeV

Discovery contour plots being finalized now - still a few tests on the optimum mass windows need to be done. Interesting discovery regions observed, especially at large $\tan\beta$.

BACKUP SLIDES

Selection cuts for $H \rightarrow bb$ at $m_h = 120$ GeV

$$\text{cut 1} = N_{\text{jet}} > 1$$

$$\text{cut 2} = E_{T,\text{jet1}} * \text{JES} > 45 \text{ GeV} \quad \wedge \quad E_{T,\text{jet2}} * \text{JES} > 30 \text{ GeV}$$

$$\text{cut 3} = |\eta_{\text{jet1}}| < 2.5 \quad \wedge \quad |\eta_{\text{jet2}}| < 2.5$$

$$\text{cut 4} = |\eta_{\text{jet1}} - \eta_{\text{jet2}}| < 1.1 - \text{equiv. to } 60^\circ < \eta_{\text{jet1,2}} < 120^\circ \text{ in Higgs cms (used in KMR formulas)}$$

$$\text{cut 5} = 2.85 < |\phi_{\text{jet1}} - \phi_{\text{jet2}}| < 3.43$$

$$\text{cut 7} = 0.85 < M_{\text{dijet}}/M_{420} < 1.15, \quad 0.8 < M_{\text{dijet}}/M_{\text{comb}} < 1.2$$

$$\text{cut 9} = 118 < M_{420} < 122, \quad 115 < M_{\text{comb}} < 125$$

$$\text{cut 10} = \text{both jets b-tagged (Discr} > 1.0)$$

$$\text{cut 11} = |\xi_{\text{jet}}^{\text{L}} - \xi_{420}^{\text{R}}|/\xi_{420}^{\text{R}} < 0.3 \quad \wedge \quad |\xi_{\text{jet}}^{\text{R}} - \xi_{420}^{\text{L}}|/\xi_{420}^{\text{L}} < 0.3,$$

$$|\xi_{\text{jet}}^{\text{L}} - \xi_{\text{comb}}^{\text{R}}|/\xi_{\text{comb}}^{\text{R}} < 0.3 \quad \wedge \quad |\xi_{\text{jet}}^{\text{R}} - \xi_{\text{comb}}^{\text{L}}|/\xi_{\text{comb}}^{\text{L}} < 0.3,$$

$$0.002 < \xi_{420} < 0.04 \quad \wedge \quad 0.002 < \xi_{\text{comb}} < 0.04$$

$$\text{cut L1} = (\text{Acc}_{220}^{\text{L}} > 0 \vee \text{Acc}_{220}^{\text{R}} > 0) \quad \wedge \quad (E_{T,\text{jet1,2}} > 40 \text{ GeV})$$

Efficiencies for SM $\Gamma(H \rightarrow gg) \sim \text{MeV}$

M_h [GeV]	Acc_{420}	Acc_{comb}	Acc_{220}	ϵ_{420}	ϵ_{comb}	ϵ_{220}
100	0.62	0.21	0.0	0.012	0.008	0.0
120	0.31	0.25	0.0	0.017	0.025	0.0
140	0.25	0.37	0.0	0.016	0.051	0.0
160	0.19	0.49	0.0	0.015	0.076	0.0
180	0.14	0.60	0.0	0.012	0.096	0.0
200	0.09	0.69	0.0	0.004	0.11	0.0
300	0.0	0.76	0.13	0.0	0.12	0.025

S/B for Lumi = 30 fb⁻¹

|| 3.5 || 7.0 || 17.6 || 35.0

Jetcuts || 19.2/33.3E10 || 19.2/35.7E10 || 19.2/39.2E10 || 19.2/35.6E10

Jetcuts || 6.4 / 7.5E8 || 6.4 / 8E8 || 6.4 / 8.5E8 || 6.4 / 7.7E8
+2btag || || || ||

|| 420 | comb || 420 | comb || 420 | comb || 420 | comb

Jetcuts || 2.1 | 1.6 || 2.1 | 1.6 || 2.1 | 1.6 || 2.1 | 1.6
+2btag || / | / || / | / || / | / || / | /
+RP || 2.3E6 | 10.5E6 || 5.4E6 | 29.6E6 || 28E6 | 130E6 || 77.8E6 | 293E6

All cuts || 0.6 / | 0.9 / || 0.6 / | 0.9 / || 0.6 / | 0.9 / || 0.6 / | 0.9 /
+timing || 85 | 80 || 190 | 300 || 1600 | 970 || 8200 | 5700