



# Centrality Dependence of Multistrange and Strange Antibaryon Production in Heavy-Ion Collisions at High Energies

**Carlos Merino**

Dept. of Particle Physics – Physics Faculty

Galician Institute of High-Energy Physics (IGFAE)

University of Santiago de Compostela – USC, Galiza (Spain)

in collaboration with **G.H. Arakelyan** and **Yu.M. Shabelski**

Physical Review D105, 114013 (2022), <https://doi.org/10.1103/PhysRevD.105.114013>,

arXiv:2112.01096[hep-ph], and references therein

[carlos.merino@usc.gal](mailto:carlos.merino@usc.gal)

**Parallel Session: B5**

Carlos Merino at XQCD - 2023

19<sup>th</sup> International Conference on QCD in Extreme Conditions

Dept. of Physics, Universidade de Coimbra, Portugal, July 28<sup>th</sup>, 2023

## Aim:

The **multistrange baryons and antibaryons** are a valuable probe in understanding the particle production mechanism in high energy collisions.

We compare the **experimental ratios of multistrange to strange antibaryon production on nuclear targets at the energy region from SPS to LHC**, with the corresponding results obtained in the frame of the **Quark-Gluon String Model (QGSM)**.

**The QGSM is based on Dual Topological Unitarization, Regge phenomenology, and nonperturbative features of QCD.**

**In QGSM, high energy interactions are considered to proceed via the exchange of one or several Pomerons. The cut of part of those Pomerons determines inelastic scattering amplitude, through the decay of the resulting quark-gluon strings.**

**The QGSM successfully describes multiparticle production in hadron-hadron, hadron-nucleus and nucleus-nucleus collisions, for a wide energy region.**

## Secondary Production in QGSM: Inclusive Spectra in pp, pA, and AA Collisions

For a nucleon target, the inclusive rapidity,  $y$ , or Feynman- $x$ ,  $x_F$ , spectrum of a secondary hadron  $h$  has the form

$$\frac{dn}{dy} = \frac{x_E}{\sigma_{inel}} \cdot \frac{d\sigma}{dy} = \sum_{n=1}^{\infty} \omega_n \cdot \Phi_n^h(x)$$

where the functions  $\Phi_n^h(x)$  determine the contribution of diagrams with  $n$  cut Pomerons.

For **pp** collisions:

$$\phi_n^h(x) = f_{qq}^h(x_+, n) \cdot f_q^h(x_-, n) + f_q^h(x_+, n) \cdot f_{qq}^h(x_-, n) + 2(n-1) f_s^h(x_+, n) \cdot f_s^h(x_-, n) ,$$

$$x_{\pm} = \frac{1}{2} \left[ \sqrt{4m_T^2/s + x^2} \pm x \right] ,$$

where  $f_{qq}$ ,  $f_q$ , and  $f_s$  are the contributions of diquarks, valence quarks, and sea quarks, respectively.

The **inclusive spectrum of a secondary hadron  $h$** , is determined by the **convolution** of the diquark, valence quark, and sea quark distributions,  $u(x, n)$ , in the incident particles, **with** the fragmentation functions,  $G^h(z)$ , of quarks and diquarks into the secondary hadron  $h$ .

$$f_q^h(x_+, n) = \int_{x_+}^1 u_q(x_1, n) \cdot G_q^h(x_+/x_1) dx_1 \quad .$$

**Both the distributions and the fragmentation functions are constructed using the Reggeon counting rules.**

In the case of **interaction with a nuclear target**, the multiple scattering theory (**Gribov-Glauber theory**) is used.

In **pA collisions** one should consider that one or several Pomeron cuts in each of the blobs of the proton-nucleon inelastic interaction.

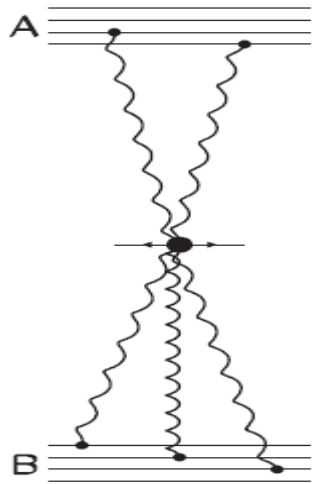
It is also essential to take into account all diagrams with every possible Pomeron configuration, and its corresponding permutations.

For **AA collisions**, the rigid target approximation of the **Glauber theory** is used.

The **superposition picture of QGSM** gives a **reasonable description** of the inclusive spectra on nuclear targets **at energies  $\sqrt{s} = 14 - 30 \text{ GeV}$** .

At **RHIC**, the experimental data for **Au+Au collisions** give clear evidence of **suppression effects** that reduce the **midrapidity inclusive density** by about a **factor two**, when compared with the **superposition picture**.

This reduction is explained by the **inelastic screening corrections**, connected to **multipomeron interactions**.



**Inclusive cross-section corresponding to the diagram with fusion of several Pomerons.**



In order to account for the **screening effects in the QGSM**, one effectively considers the **maximal number of Pomerons,  $n_{\max}$** , emitted by one nucleon in the central region.

In QGSM, the maximal number of Pomerons,  **$n_{\max}$** , **grows with the initial energy of the collision.**

By taking this approximation, QGSM calculations become very similar to those in the percolation approach.

A remarkable feature of strangeness production is that the production of each additional **s quark** featuring in the secondary baryons, is affected by one universal **strangeness suppression factor,  $\lambda_s$** :

$$\lambda_s = \frac{B(qqs)}{B(qqq)} = \frac{B(qss)}{B(qqs)} = \frac{B(sss)}{B(qss)},$$

together with some simple quark combinatorics (**B's** are production yields).

Let us define:

$$R(\bar{\Xi}^+/\bar{\Lambda}) = \frac{dn}{dy}(A + B \rightarrow \bar{\Xi}^+ + X) / \frac{dn}{dy}(A + B \rightarrow \bar{\Lambda} + X),$$

$$R(\bar{\Omega}^+/\bar{\Lambda}) = \frac{dn}{dy}(A + B \rightarrow \bar{\Omega}^+ + X) / \frac{dn}{dy}(A + B \rightarrow \bar{\Lambda} + X).$$

The produced antihyperons  $\bar{\Xi}^+$  and  $\bar{\Omega}^+$  contain antiquarks newly produced during the collision.

These ratios are reasonably described by the QGSM when a relatively small number of incident nucleons participate in the collision (nucleon-nucleus, or peripheral nucleus-nucleus collisions).

# Comparison of QGSM Results with Experimental Data:

1. Fixed Target Energy Data
2. Star Collaboration Data
3. LHC Data

# 1. Fixed Target Energy Data

We compare with the experimental data by the **NA57 Collaboration** on **proton** and **hyperon production** in **p+Be** and **p+Pb** collisions at **158 GeV/c per nucleon** (J. Phys. G32 (2006), 427).

In the case of **Pb+Pb** collisions at **158 GeV/c per nucleon**, we compare with the data measured by **NA49** (Phys. Rev. C80 (2009), 034906), **NA57** (Phys. Lett. B595 (2004), 68), and **WA97** (Phys. Lett. B449 (1999), 401) **collaborations**.

Process	$dn/dy,  y  \leq 0.5$ (Experimental Data)	$dn/dy$ (QGSM)
$p + \text{Be} \rightarrow \Lambda$	$0.0334 \pm 0.0005 \pm 0.003$	0.0357
$p + \text{Be} \rightarrow \bar{\Lambda}$	$0.011 \pm 0.0002 \pm 0.001$	0.0128
$p + \text{Pb} \rightarrow \Lambda$	$0.060 \pm 0.002 \pm 0.006$	0.0678
$p + \text{Pb} \rightarrow \bar{\Lambda}$	$0.015 \pm 0.001 \pm 0.002$	0.0173
$p + \text{Be} \rightarrow \Xi^-$	$0.0015 \pm 0.0001 \pm 0.0002$	0.00261
$p + \text{Be} \rightarrow \bar{\Xi}^+$	$0.0007 \pm 0.0001 \pm 0.0002$	0.00113
$p + \text{Pb} \rightarrow \Xi^-$	$0.0030 \pm 0.0002 \pm 0.0003$	0.00336
$p + \text{Pb} \rightarrow \bar{\Xi}^+$	$0.0012 \pm 0.0001 \pm 0.0001$	0.00113
$p + \text{Be} \rightarrow \Omega^-$	$0.00012 \pm 0.00006 \pm 0.00002$	0.000143
$p + \text{Be} \rightarrow \bar{\Omega}^+$	$0.00004 \pm 0.00002 \pm 0.00001$	0.0000453
$p + \text{Pb} \rightarrow \Omega^-$	$0.00022 \pm 0.00008 \pm 0.00003$	0.000184
$p + \text{Pb} \rightarrow \bar{\Omega}^+$	$0.00005 \pm 0.00003 \pm 0.00002$	0.000058

The **experimental data** by the **NA57 Collaboration** on inclusive densities  $dn/dy$  of **hyperon production** in **p+Be** and **p+Pb** central  $|y| \leq 0.5$  collisions at proton-nucleon 158 GeV/c, together with the results of the **QGSM** calculations ( $\lambda_s=0.32$ )  $\rightarrow$  The consistent **agreement with the experimental data** is apparent.

Carlos Merino at XQCD - 2023

19<sup>th</sup> International Conference on QCD in Extreme Conditions  
 Dept. of Physics, Universidade de Coimbra, Portugal, July 28<sup>th</sup>, 2023

Process	Centrality	dn/dy, $ y  \leq 0.4$ (Experimental Data)	dn/dy (QGSM)
Pb+Pb $\rightarrow p$	0–5%	$29.6 \pm 0.9$ [76]	30.29
Pb+Pb $\rightarrow \Lambda$	0–10%	$9.5 \pm 0.1 \pm 1.0$ [79, 81]	6.64
Pb+Pb $\rightarrow \Lambda$	0–10%	$10.9 \pm 1.0 \pm 1.3$ [77, 81]	
Pb+Pb $\rightarrow \Lambda$	0–10%	$13.7 \pm 0.9$ [81, 32]	
Pb+Pb $\rightarrow \bar{\Lambda}$	0–10%	$1.24 \pm 0.03 \pm 0.13$ [79, 81]	1.65
Pb+Pb $\rightarrow \bar{\Lambda}$	0–10%	$1.62 \pm 0.16 \pm 0.2$ [77, 81]	
Pb+Pb $\rightarrow \bar{\Lambda}$	0–10%	$1.8 \pm 0.2$ [81, 32]	
Pb+Pb $\rightarrow \Xi^-$	0–5%	$2.08 \pm 0.09 \pm 0.21$ [81, 83]	1.458
Pb+Pb $\rightarrow \bar{\Xi}^+$	0–5%	$0.51 \pm 0.04 \pm 0.05$ [81, 83]	0.482
Pb+Pb $\rightarrow \Xi^-$	0–10%	$1.5 \pm 0.01$ [81, 32]	1.34
Pb+Pb $\rightarrow \bar{\Xi}^+$	0–10%	$0.37 \pm 0.06$ [81, 32]	0.443
Pb+Pb $\rightarrow \Xi^-$	0–10%	$1.43 \pm 0.33 \pm 0.16$ [80, 81]	1.34
Pb+Pb $\rightarrow \Xi^-$	0–10%	$1.44 \pm 0.10 \pm 0.15$ [79, 81]	1.34
Pb+Pb $\rightarrow \bar{\Xi}^+$	0–10%	$0.31 \pm 0.03 \pm 0.03$ [79, 81]	0.443
Pb+Pb $\rightarrow \Omega^-$	0–5%	$0.31 \pm 0.07 \pm 0.05$ [81, 83]	0.246
Pb+Pb $\rightarrow \bar{\Omega}^+$	0–5%	$0.16 \pm 0.04 \pm 0.02$ [81, 83]	0.111
Pb+Pb $\rightarrow \Omega^-$	0–10%	$0.14 \pm 0.03 \pm 0.01$ [78, 81]	0.197
Pb+Pb $\rightarrow \bar{\Omega}^+$	0–10%	$0.07 \pm 0.03 \pm 0.01$ [78, 81]	0.071
Pb+Pb $\rightarrow \Omega^-$	0–11%	$0.259 \pm 0.037 \pm 0.026$ [81, 82]	0.197
Pb+Pb $\rightarrow \bar{\Omega}^+$	0–11%	$0.129 \pm 0.0122 \pm 0.013$ [81, 82]	0.071

The experimental data on midrapidity yields of  $p$ ,  $\bar{p}$ , strange  $\Lambda$ ,  $\bar{\Lambda}$  and multistrange  $\Xi^-$ ,  $\bar{\Xi}^+$ ,  $\Omega^-$ , and  $\bar{\Omega}^+$ , produced at different centralities in Pb+Pb collisions at 158 GeV/c per nucleon, measured by the NA49, NA57, and WA97 collaborations, together with the results of the QGSM calculations.

Carlos Merino at XQCD - 2023

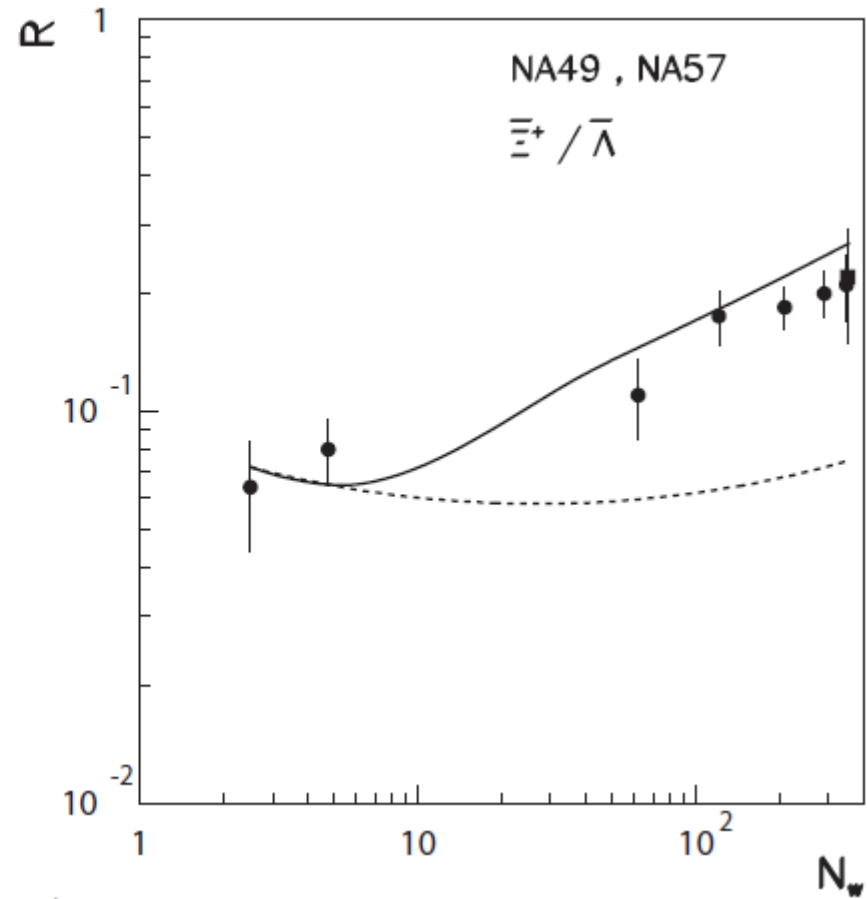
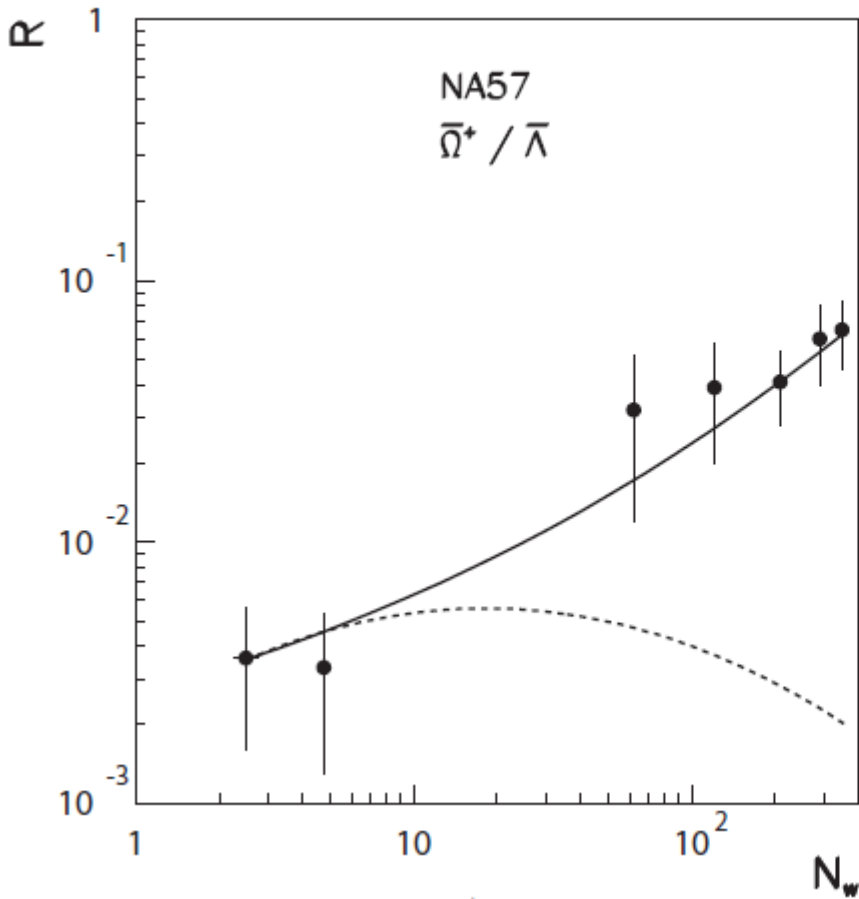
19<sup>th</sup> International Conference on QCD in Extreme Conditions  
 Dept. of Physics, Universidade de Coimbra, Portugal, July 28<sup>th</sup>, 2023

For **secondary  $p$ ,  $\bar{p}$ , and strange  $\Lambda$  and  $\bar{\Lambda}$** , one obtains a **reasonable description** of the experimental data, by using a value  **$\lambda_s=0.32$**  for the strangeness suppression factor.

On the contrary, **for the case of multistrange hyperon production of  $\Xi^-$ ,  $\bar{\Xi}^+$ ,  $\Omega^-$ , and  $\bar{\Omega}^+$** , a **correct description** of the experimental data can **only be obtained by taking significantly larger values of  $\lambda_s$ , i.e. by implementing a weaker suppression of the strangeness production.**

This fact is a **clear indication of a significant violation of the quark combinatorial rules.**





The ratios  $\bar{\Omega}^+ / \bar{\Lambda}$  (left panel) and  $\bar{\Xi}^+ / \bar{\Lambda}$  (right panel) as functions of the number of wounded nucleons,  $N_w$ . The experimental data for *Pb+Pb* collisions for different values of  $N_w$  (different centralities), measured by the NA57 Collaboration (points), and by the NA49 Collaboration (squares), are presented, and compared with the corresponding QGSM predictions.

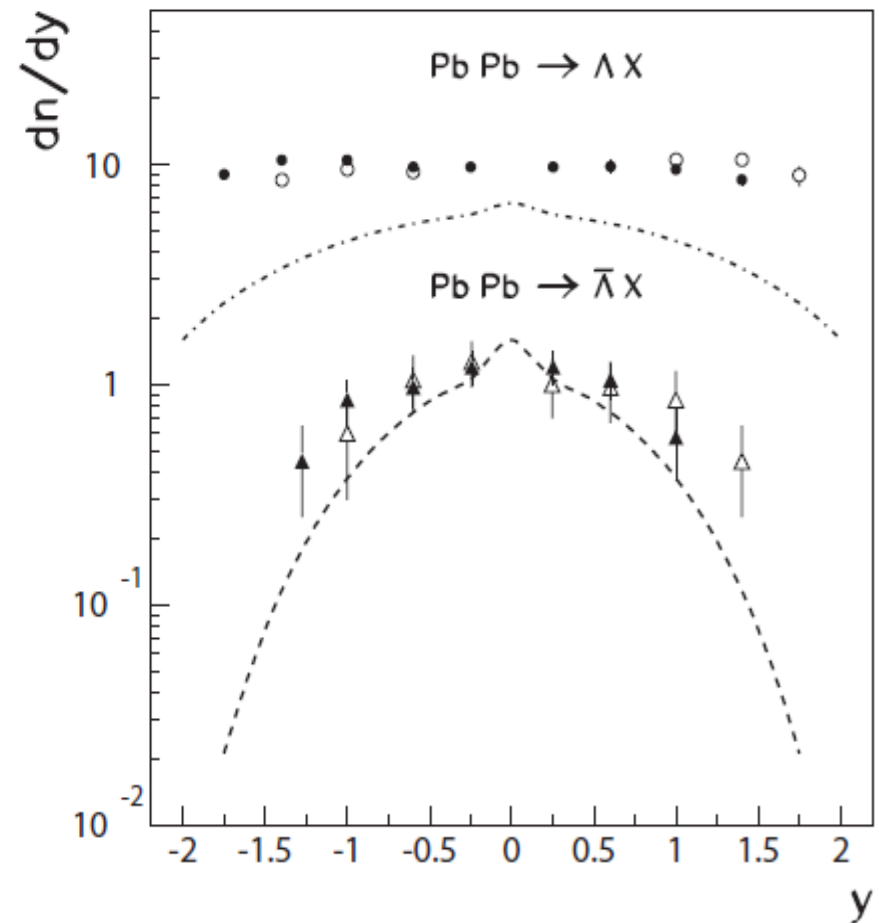
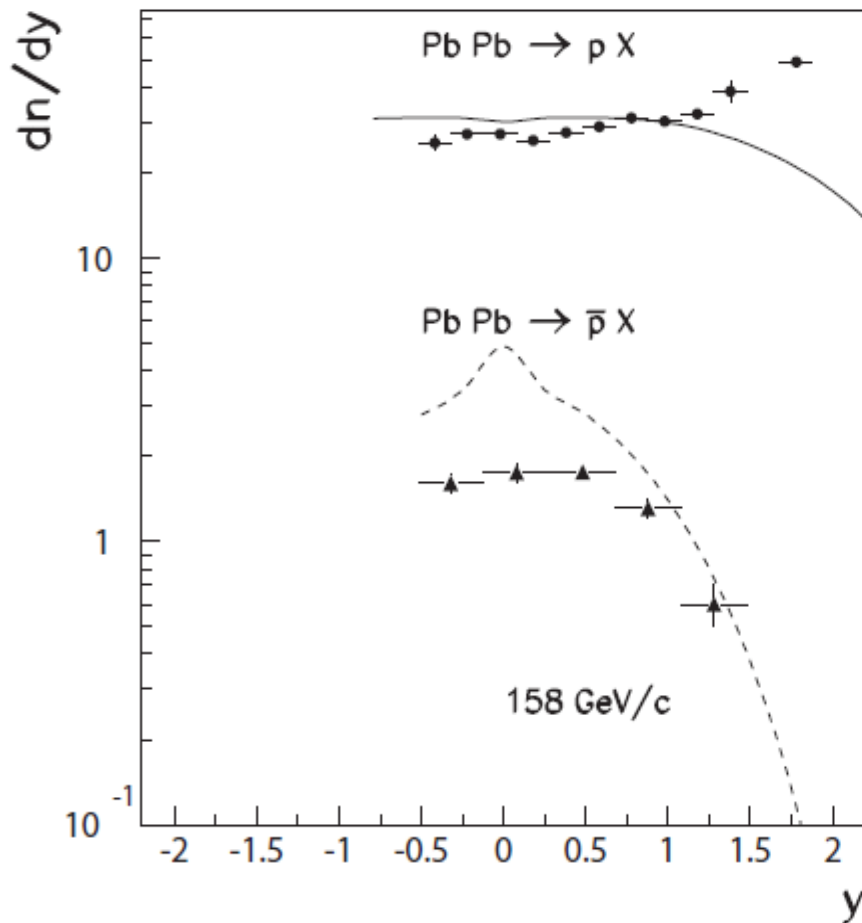
Carlos Merino at XQCD - 2023

19<sup>th</sup> International Conference on QCD in Extreme Conditions  
Dept. of Physics, Universidade de Coimbra, Portugal, July 28<sup>th</sup>, 2023

The **necessity** of using **different values** of the strangeness suppression factor  $\lambda_s$  to **correctly describe** the production, both of **strange**, and **multistrange**, hadrons at **SPS**, is made **evident** by the increase with centrality of the experimental ratios of the yields  $\bar{\Omega}^+/\bar{\Lambda}$  and  $\bar{E}^+/\bar{\Lambda}$ , measured in **Pb+Pb collisions**, since all other parameters in the model remain invariant.

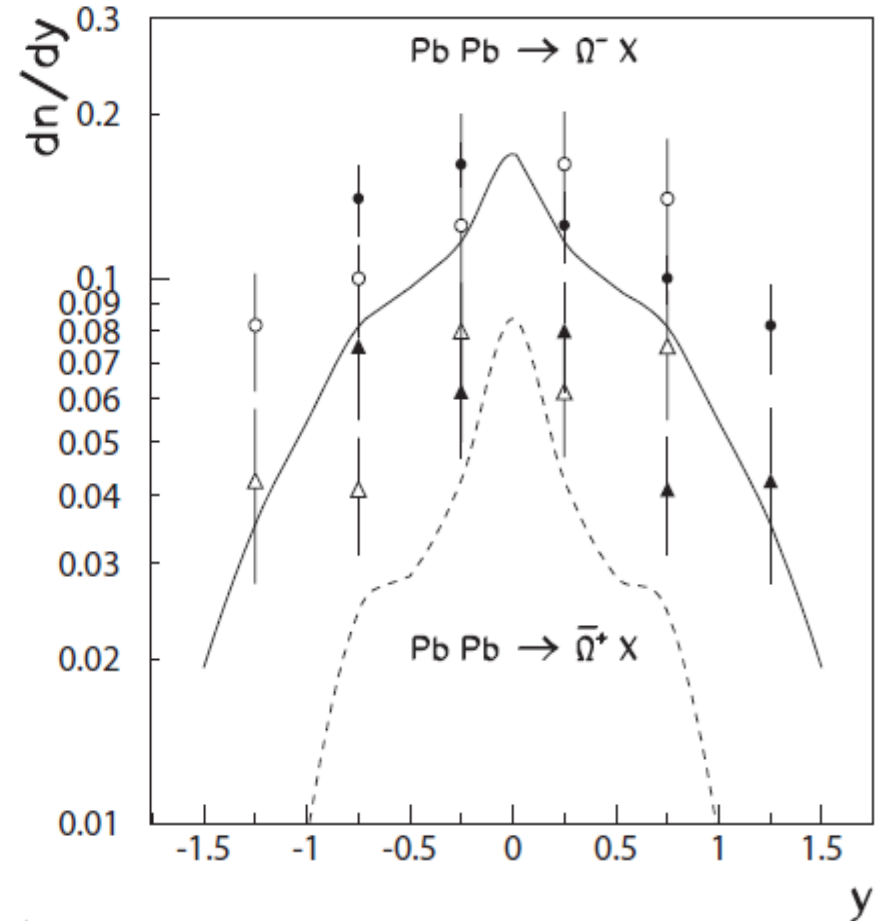
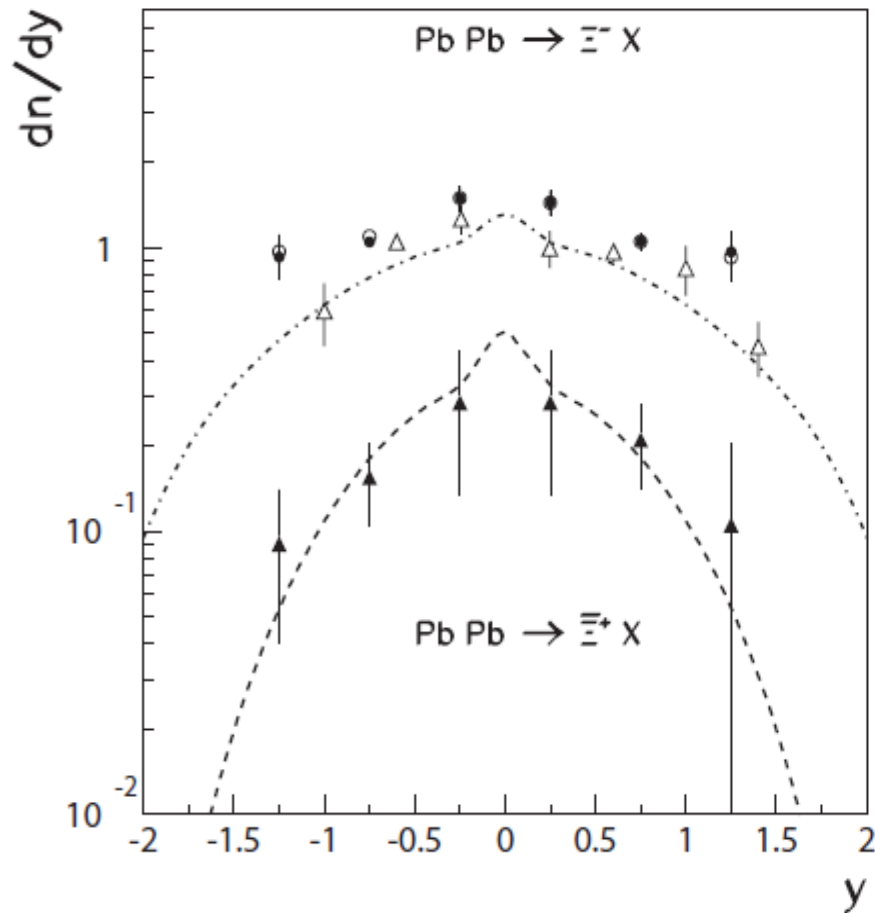
When  $N_w$  increases (**centrality increases**), the full line (increasing  $\lambda_s$ ) also increases **in agreement with the data**, while the dashed line (**constant  $\lambda_s$** ), is mainly constant, and it **shows a very significant disagreement with the experimental data**.

The **difference** between the full and dashed lines for the ratio  $\bar{\Omega}^+/\bar{\Lambda}$  in a very central event is of about **one order of magnitude**.



The rapidity distributions of  $dn/dy$  for  $p$ ,  $\bar{p}$  (left panel), and for  $\Lambda$ ,  $\bar{\Lambda}$  (right panel) productions. The experimental data for  $Pb+Pb$  collisions measured by the NA49 Collaboration at 158 GeV/c per nucleon, and compared with the corresponding QGSM predictions.

Carlos Merino at XQCD - 2023



The **rapidity distributions** of  $dn/dy$  for  $\Xi^-$ ,  $\Xi^+$  (left panel), and for  $\Omega^-$ ,  $\bar{\Omega}^+$  (right panel) productions. The **experimental data** for *Pb+Pb* collisions measured by the **NA49 Collaboration** at **158 GeV/c per nucleon**, and compared with the corresponding **QGSM predictions**.

Carlos Merino at XQCD - 2023

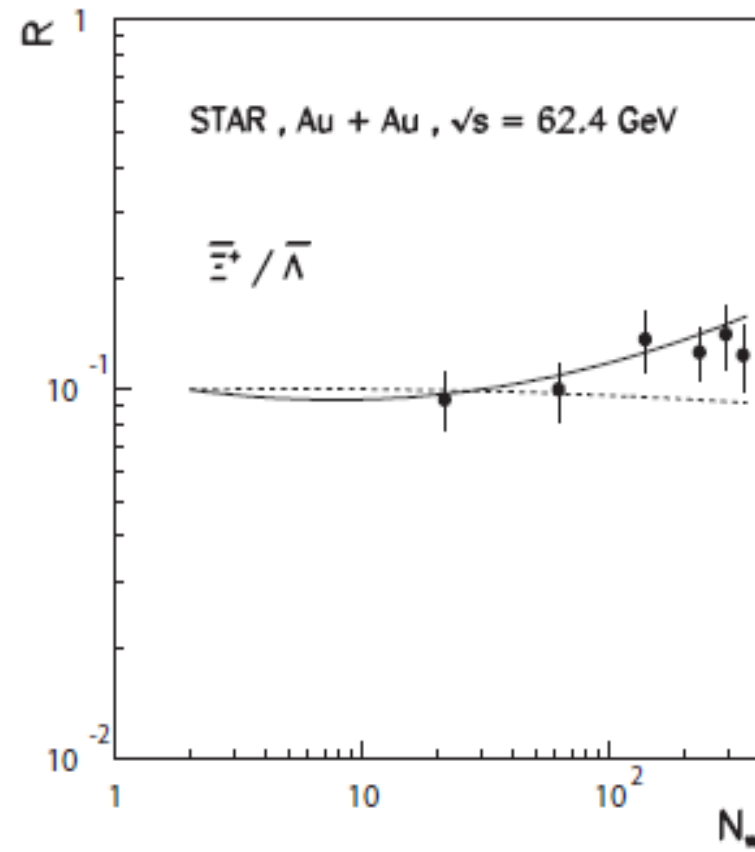
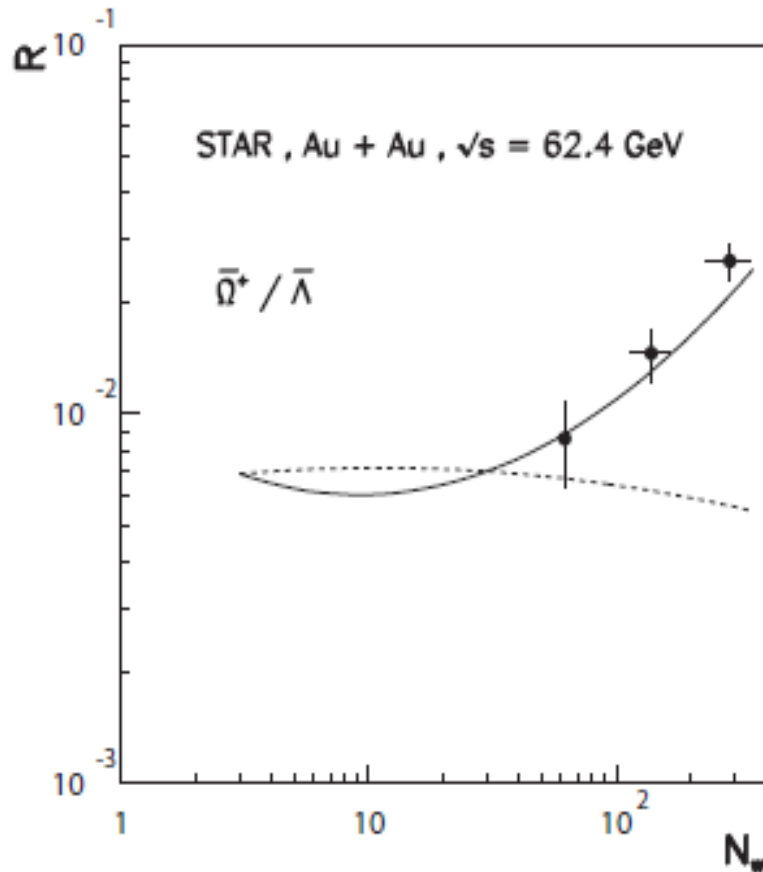
19<sup>th</sup> International Conference on QCD in Extreme Conditions  
 Dept. of Physics, Universidade de Coimbra, Portugal, July 28<sup>th</sup>, 2023

## 2. Star Collaboration Data

We consider the **experimental data** on **midrapidity densities** of **protons** and **hyperons** in **Au+Au** and **Cu+Cu collisions**, measured by the **STAR** (Phys. Rev. Lett. 108 (2012), 072301), and **PHENIX** (Phys. Rev. C69 (2004), 024904), **collaborations** at **RHIC** energies, and **compare** them **with** the corresponding **QGSM** results.

Process	$\sqrt{s}$ (GeV)	Centrality	dn/dy (Experimental Data)	dn/dy (QGSM)	$\lambda_s$
Au+Au $\rightarrow p$	62.4	0–5%	$29.0 \pm 3.8$ [86]	22.826	0.32
Au+Au $\rightarrow \bar{p}$	62.4	0–5%	$13.6 \pm 1.7$ [86]	15.115	
Au+Au $\rightarrow \Lambda$	62.4	0–5%	$15.7 \pm 0.3 \pm 2.3$ [87]	9.221	0.32
Au+Au $\rightarrow \bar{\Lambda}$	62.4	0–5%	$8.3 \pm 0.2 \pm 1.1$ [87]	6.258	
Au+Au $\rightarrow \Xi^-$	62.4	0–5%	$1.63 \pm 0.09 \pm 0.18$ [87]	1.406	0.4
Au+Au $\rightarrow \Xi^+$	62.4	0–5%	$1.03 \pm 0.00 \pm 0.11$ [87]	0.996	
Au+Au $\rightarrow \Omega^-$	62.4	0–20%	$0, 212 \pm 0.028 \pm 0.018$ [87]	0.222	0.55
Au+Au $\rightarrow \bar{\Omega}^+$	62.4	0–20%	$0, 167 \pm 0.027 \pm 0.015$ [87]	0.154	
Au+Au $\rightarrow p$	130.	0–5%	$28.2 \pm 3.1$ [86]	27.450	0.32
Au+Au $\rightarrow \bar{p}$	130.	0–5%	$28.7 \pm 0.9$ [90]	27.450	
Au+Au $\rightarrow \Lambda$	130.	0–5%	$20.0 \pm 2.2$ [86]	22.723	
Au+Au $\rightarrow \bar{\Lambda}$	130.	0–5%	$20.1 \pm 1.0$ [90]	22.723	
Au+Au $\rightarrow \Lambda$	130.	MB	$4.8 \pm 0.3$ [89]	3.379	0.32
Au+Au $\rightarrow \bar{\Lambda}$	130.	MB	$4.3 \pm 0.7$ [89]	2.861	
Au+Au $\rightarrow \Lambda$	130.	0–5%	$17.3 \pm 1.8 \pm 2.8$ [89]	13.070	0.32
Au+Au $\rightarrow \bar{\Lambda}$	130.	0–5%	$17.0 \pm 0.4 \pm 1.7$ [87]		
Au+Au $\rightarrow \bar{\Lambda}$	130.	0–5%	$12.7 \pm 1.82 \pm 2.0$ [89]	11.053	
Au+Au $\rightarrow \bar{\Lambda}$	130.	0–5%	$12.3 \pm 0.3 \pm 1.25$ [87]		
Au+Au $\rightarrow \Xi^-$	130.	0–10%	$2.0 \pm 0.14 \pm 0.2$ [84]	1.976	0.39
Au+Au $\rightarrow \Xi^+$	130.	0–10%	$1.70 \pm 0.12 \pm 0.17$ [84]	1.754	
Au+Au $\rightarrow \Omega^- + \bar{\Omega}^+$	130.	0–10%	$0.55 \pm 0.11 \pm 0.06$ [84]	0.544	0.48
Cu+Cu $\rightarrow \Lambda$	200	0–10%	$4.68 \pm 0.45$ [88]	4.200	0.32
Cu+Cu $\rightarrow \bar{\Lambda}$	200	0–10%	$3.79 \pm 0.37$ [88]	3.772	
Cu+Cu $\rightarrow \Xi^-$	200	0–10%	$0.62 \pm 0.08$ [88]	0.559	0.33
Cu+Cu $\rightarrow \Xi^+$	200	0–10%	$0.52 \pm 0.08$ [88]	0.507	
Cu+Cu $\rightarrow \Omega^- + \bar{\Omega}^+$	200.	0–10%	$0.141 \pm 0.017$ [88]	0.140	0.39
Au+Au $\rightarrow p$	200.	0–5%	$34.7 \pm 4.4$ [86]	31.450	0.32
Au+Au $\rightarrow \bar{p}$	200.	0–5%	$26.7 \pm 3.4$ [86]	27.765	
Au+Au $\rightarrow \Lambda$	200	0–5%	$14.8 \pm 1.5$ [88]	15.762	0.32
Au+Au $\rightarrow \bar{\Lambda}$	200	0–5%	$16.7 \pm 0.2 \pm 1.1$ [85]		
Au+Au $\rightarrow \bar{\Lambda}$	200	0–5%	$11.7 \pm 0.9$ [88]	14.152	
Au+Au $\rightarrow \bar{\Lambda}$	200	0–5%	$12.7 \pm 0.2 \pm 0.9$ [85]		
Au+Au $\rightarrow \Xi^-$	200	0–5%	$2.17 \pm 0.06 \pm 0.19$ [85]	2.173	0.34
Au+Au $\rightarrow \Xi^+$	200	0–5%	$1.83 \pm 0.05 \pm 0.20$ [85]	1.962	
Au+Au $\rightarrow \Omega^- + \bar{\Omega}^+$	200.	0–5%	$0.53 \pm 0.04 \pm 0.03$ [85]	0.525	0.4

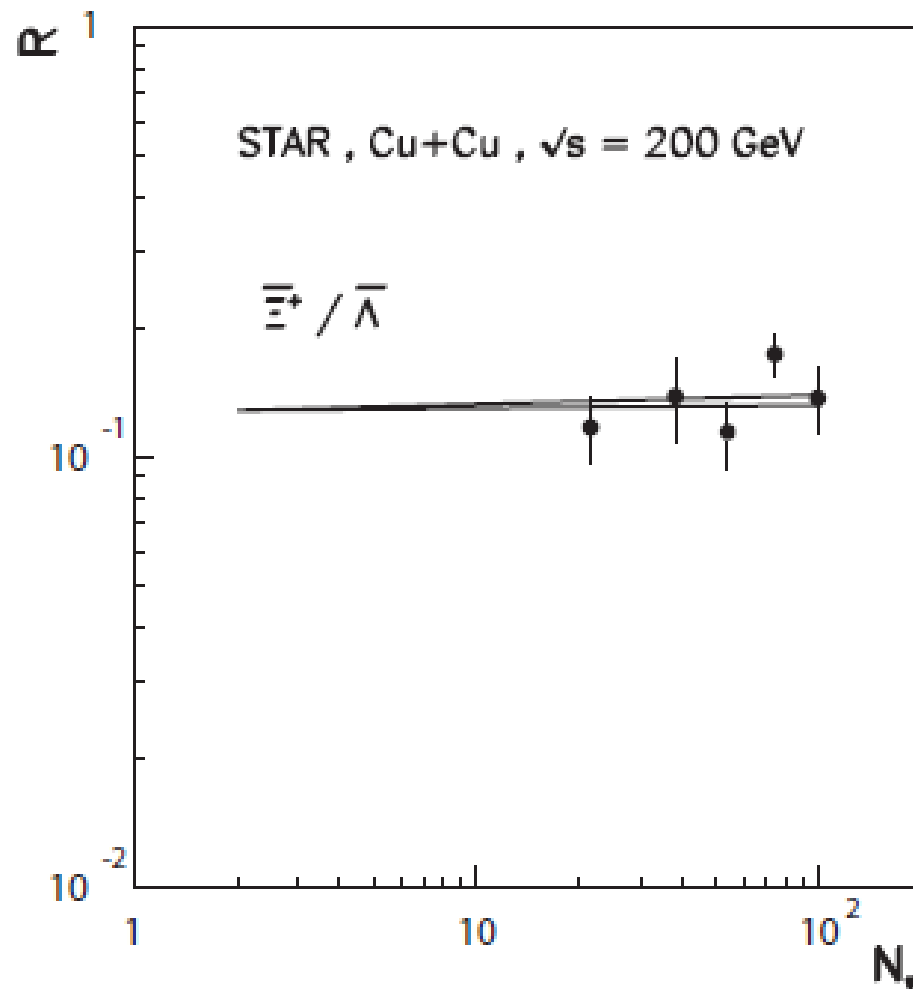
The experimental data on dn/dy by the STAR Collaboration, of  $p$ ,  $\bar{p}$ , strange  $\Lambda$ ,  $\bar{\Lambda}$ , and multistrange  $\Xi^-$ ,  $\Xi^+$ ,  $\Omega^-$ , and  $\bar{\Omega}^+$  yields, in central Au+Au and Cu+Cu collisions at RHIC energies, together with the results of the QGSM calculations.



The **experimental points** obtained by the **STAR Collaboration** on the ratios  $\bar{\Omega}^+ / \bar{\Lambda}$  (left panel) and  $\bar{\Xi}^+ / \bar{\Lambda}$  (right panel) in **Au+Au collisions**, at  $\sqrt{s} = 62.4 \text{ GeV}$ , at **different centralities**, as a function of the number of wounded nucleons,  $N_w$ , and compared with the corresponding **QGSM results**.

Carlos Merino at XQCD - 2023

19<sup>th</sup> International Conference on QCD in Extreme Conditions  
 Dept. of Physics, Universidade de Coimbra, Portugal, July 28<sup>th</sup>, 2023



The **experimental points** obtained by the **STAR Collaboration** on the ratio  $\bar{\Sigma}^+ / \bar{\Lambda}$  in **Cu+Cu collisions**, at  $\sqrt{s} = 200$  GeV, at **different centralities**, as a function of the number of wounded nucleons,  $N_w$ , and compared with the corresponding **QGSM results**.

Carlos Merino at XQCD - 2023

19<sup>th</sup> International Conference on QCD in Extreme Conditions  
 Dept. of Physics, Universidade de Coimbra, Portugal, July 28<sup>th</sup>, 2023



Again, we see here that **the value of the strangeness suppression factor  $\lambda_s$  for multistrange hyperon production is larger than for  $\Lambda$  and  $\bar{\Lambda}$  production**, though this difference is not so large as it is for collisions in the SPS energy range.

Moreover, it seems that **the difference in the value of  $\lambda_s$  decreases with the growing of the energy**, meaning that the violation of the quark combinatorial rules becomes less important for high energy collisions.

In particular, for the ratio  $\bar{\Xi}^+ / \bar{\Lambda}$  in ***Cu+Cu* collisions**, at  $\sqrt{s} = 200 \text{ GeV}$ , measured by the **STAR Collaboration**, the violation of the quark combinatorial rules decreases with the growth of the energy of the collision, the difference between the full (increasing  $\lambda_s$ ), and the dashed (constant  $\lambda_s$ ) lines being of the order of the experimental error bars.

### 3. LHC Data

We consider the **experimental data** on  $p$ ,  $\bar{p}$ , and  $\Xi^-$ ,  $\bar{\Xi}^+$ ,  $\Omega^-$ ,  $\bar{\Omega}^+$  production, in central Pb+Pb collisions at  $\sqrt{s} = 2.76 \text{ TeV}$ , and of  $p+\bar{p}$  production in central Pb+Pb collisions at  $\sqrt{s} = 5.02 \text{ TeV}$ , measured by the **ALICE Collaboration** (Phys. Rev. C88 (2013), 044910; Phys. Lett. B728 (2014), 216; Phys. Rev. C101 (2020), 044907), **at the CERN LHC**, and **compare them with the corresponding QGSM results**.

Process	$\sqrt{s}$ (TeV)	Centrality	dn/dy (Experimental Data)	dn/dy (QGSM)	$\lambda_s$
Pb+Pb $\rightarrow p$	2.76	0–5%	$34 \pm 3$ [91]	34.604	0,32
Pb+Pb $\rightarrow \bar{p}$	2.76	0–5%	$33 \pm 3$ [91]	33.898	
Pb+Pb $\rightarrow p + \bar{p}$	5.02	0–5%	$74.56 \pm 0.06 \pm 3.75$ [93]	77.71	0,32
Pb+Pb $\rightarrow \Xi^-$	2.76	0–10%	$3.34 \pm 0.06 \pm 0.24$ [92]	3.357	0,32
Pb+Pb $\rightarrow \bar{\Xi}^+$	2.76	0–10%	$3.28 \pm 0.06 \pm 0.23$ [92]	3.317	
Pb+Pb $\rightarrow \Omega^-$	2.76	0–10%	$0,58 \pm 0.04 \pm 0.09$ [92]	0.606	0.38
Pb+Pb $\rightarrow \bar{\Omega}^+$	2.76	0–10%	$0,60 \pm 0.05 \pm 0.09$ [92]	0,601	

The **experimental data on dn/dy** by the **ALICE Collaboration**, of **p,  $\bar{p}$**  central production at  $\sqrt{s} = 2.76$  TeV, of **p+ $\bar{p}$**  central production at  $\sqrt{s} = 5.02$  TeV, and of  **$\Xi^-$ ,  $\bar{\Xi}^+$ ,  $\Omega^-$ ,  $\bar{\Omega}^+$**  production in central Pb+Pb collisions at  $\sqrt{s} = 2.76$  TeV per nucleon, **together with the results of the QGSM calculations.**

Carlos Merino at XQCD - 2023

19<sup>th</sup> International Conference on QCD in Extreme Conditions  
 Dept. of Physics, Universidade de Coimbra, Portugal, July 28<sup>th</sup>, 2023

We can see that the value of the strangeness suppression factor  $\lambda_s$ , for  $\Xi^-$  and  $\bar{\Xi}^+$  production at LHC becomes smaller than at RHIC energies, taking at LHC the standard value  $\lambda_s = 0.32$ .

In the case of  $\Omega^-$  and  $\bar{\Omega}^+$  production, the value of  $\lambda_s$  also decreases with respect to the RHIC energy range.

Then, the unusually large values of  $\lambda_s$  for central Pb+Pb collisions at 158 GeV/c per nucleon (SPS), monotonically decrease with the growth of the initial energy of the collision (RHIC and LHC).

Thus, the experimental data seem to indicate a smaller increase of strangeness production at RHIC and LHC, when compared with that at SPS.

# Summary

By comparing the **QGSM** predictions for **strange and multistrange production in hadronic and nuclear collisions at high energies**, we observe the following **effect in the experimental data**:

The experimental dependence on centrality of the ratios  $\bar{\Omega}^+/\bar{\Lambda}$  and  $\bar{\Xi}^+/\bar{\Lambda}$ , in **nuclear collisions at SPS energies**, shows the **dependence of the strangeness suppression factor,  $\lambda_s$ , on centrality**.

On the contrary, the **strangeness suppression parameter  $\lambda_s$  is constant for pp and light-nuclei collisions**.

**This effect, observed for heavy-ion collisions at SPS energies, disappears at very high (RHIC and LHC) energies.**