



HEPscore Benchmarking Campaign

Gonzalo Menéndez Borge
IT-GOV-ENG



Contributing: old-schoolers

- Simply run our new script!
 - Download it from CERNbox
 - Or directly in your machine:
 - `wget https://cernbox.cern.ch/remote.php/dav/public-files/updRfyLhsHqciGE/run_HEPscore.sh`
- Now configurable with options:
 - `./run_HEPscore.sh -s SITE -p -c ./cert.pem -k ./key.pem`
 - Enhanced validation!
 - Don't worry about forgetting settings 😊

Validation

- Site is mandatory

```
[root@bmk-ironic-dev-e96a9ebafa tmp]# ./run_HEPscore.sh
Running script: ./run_HEPscore.sh
Creating the WORKDIR /root/tmp/workdir
The site name is not set. Please use the -s SITE option or set the SITE variable in the script.
```

- If publish is set, the certificate and key are mandatory

```
[root@bmk-ironic-dev-e96a9ebafa tmp]# ./run_HEPscore.sh -s SITE -p
Setting site to SITE
Publish results?
Running script: ./run_HEPscore.sh
Creating the WORKDIR /root/tmp/workdir
The certificate key is not set. Please set the CERTIFKEY variable in the script.
[root@bmk-ironic-dev-e96a9ebafa tmp]# ./run_HEPscore.sh -s SITE -p -k my-key.pem
Setting site to SITE
Publish results?
Option b used with: my-key.pem
Running script: ./run_HEPscore.sh
Creating the WORKDIR /root/tmp/workdir
The certificate is not set. Please set the CERTIFCRT variable in the script.
```

Contributing II

- You can always publish later if you prefer

```
The results were not sent to AMQ. In order to send them, you can run:  
/root/tmp/workdir/env_bmk/bin/python3 /root/tmp/workdir/env_bmk/lib/python3.6/site-packages/hepbenchmarksuite/plugins/send_queue.py --port=61123 --server=dashb-mb.cern.ch --topic /topic/vm.spec --key PATH_TO_CERT_KEY --cert PATH_TO_CERT --file /root/tmp/workdir/suite_results/run_2023-03-01_1449/bmkrun_report.json
```

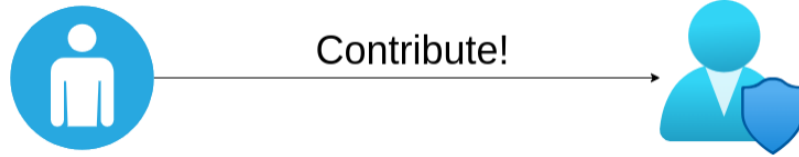
- Defaults can be changed to forget about options

```
#-----[Start of user editable section]-----  
SITE="${site}" # Replace somesite with a meaningful site name  
PUBLISH="${publish:-false}" # Set to true in order to publish results in AMQ  
CERTIFKEY="${key:-PATH_TO_CERT_KEY}"  
CERTIFCRT="${cert:-PATH_TO_CERT}"  
INSTALL_ONLY="${install_only:-false}"  
RUN_ONLY="${run_only:-false}"  
EXECUTOR="${executor:-singularity}"  
INSTALL_FROM_WHEELS="${install_from_wheels:-false}"  
#-----[End of user editable section]-----
```

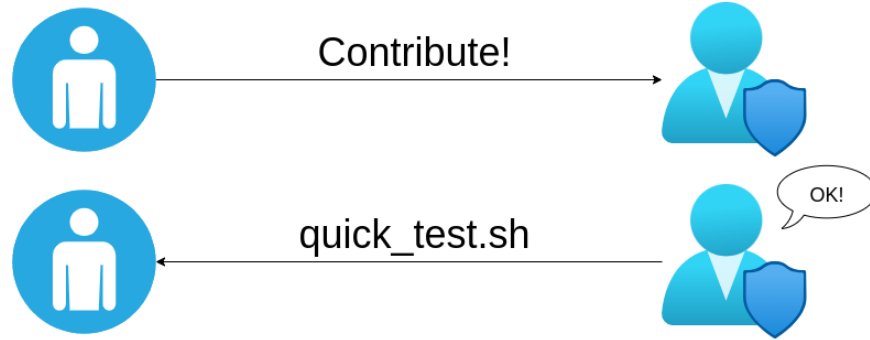
Contributing: newcomers

- Let us know!
 - Email Domenico and Gonzalo
 - Subject: TF Measurements
 - Information:
 - Your certificate DN
 - `openssl x509 -noout -in usercert.pem -subject -nameopt RFC2253`
 - Site
 - IP range
 - # servers (if > 1)
- We will reply acknowledging the request
 - Quick test script attached to be executed

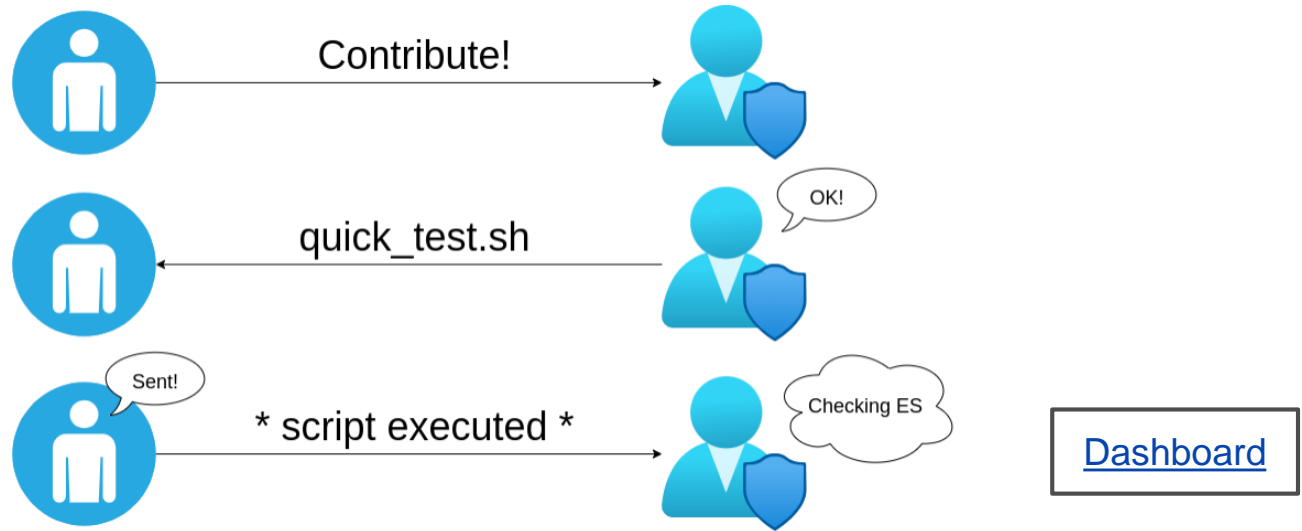
Data Collection Handshake I



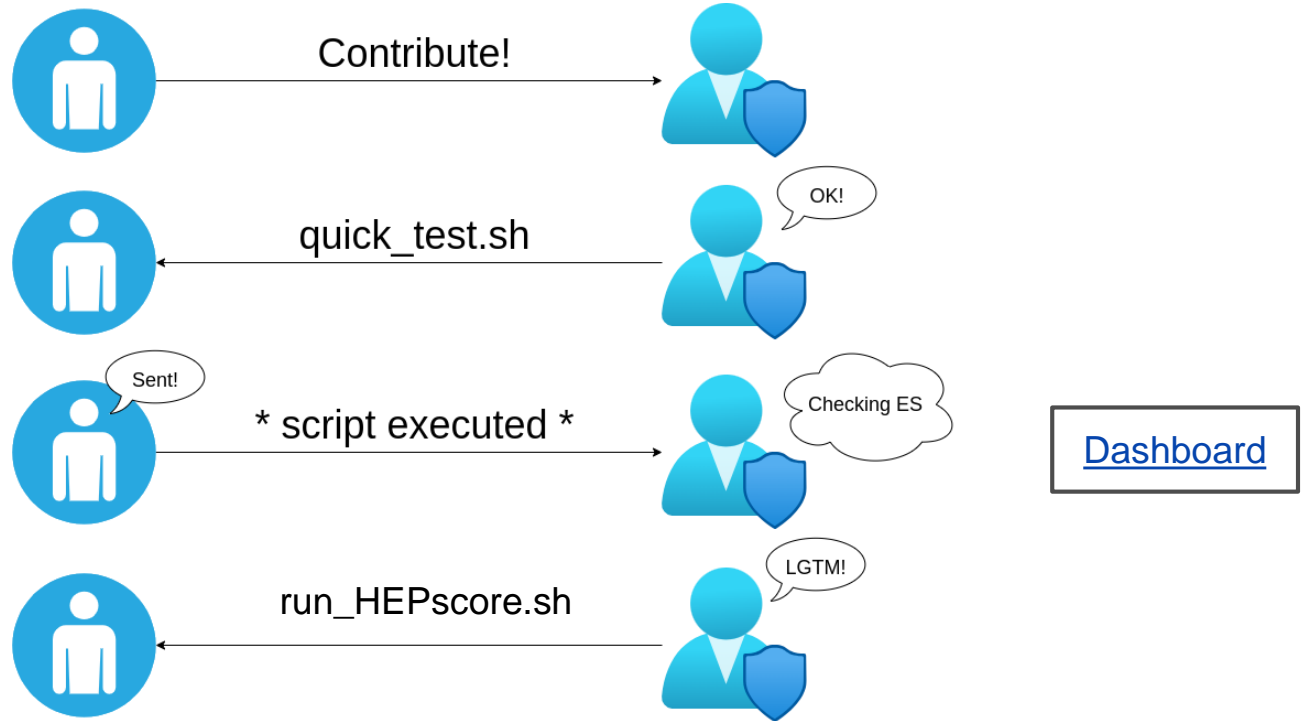
Data Collection Handshake II



Data Collection Handshake III



Data Collection Handshake IV



Data Collection

- Tests should be run several times
 - > 10
 - Can use cronjobs, loops, ...
- Authentication via certificate/key pair
 - If the key is password protected, password required at the end
 - Since it can take hours, better without a password
- Results can be checked on Elasticsearch & Grafana

Q&A