



New results for searches of exotic decays with NA62 in beam-dump mode



European Research Council
Established by the European Commission


Alina Kleimenova

(EPFL, Lausanne)

on behalf of NA62 Collaboration





CERN 2023, 21st June




Outline

- Overview of the NA62 experiment
- Dark Photon (A') searches in NA62
- Results for $A' \rightarrow l^+ l^-$ searches
- Summary





The NA62 experiment



~30 institutes, ~200 participants

NA62 is a fixed-target experiment at CERN SPS

Main goal: measure $\mathcal{B}(K^+ \rightarrow \pi^+ \nu \bar{\nu})$ with 10% precision using novel kaon-in-flight technique

Current theoretical prediction:

$$\mathcal{B}(K^+ \rightarrow \pi^+ \nu \bar{\nu}) = (8.4 \pm 1.0) \times 10^{-11}$$

[Buras et al., JHEP11(2015)033]

Experimental values:

$$\mathcal{B}(K^+ \rightarrow \pi^+ \nu \bar{\nu}) = (17.3_{-10.5}^{+11.5}) \times 10^{-11}$$

E949/E787[Phys. Rev D 79, 092004 (2009)]


$$\mathcal{B}(K^+ \rightarrow \pi^+ \nu \bar{\nu})$$

$$= (10.6_{3.4}^{+4.0} \text{stat} \pm 0.9_{\text{syst}}) \times 10^{-11}$$

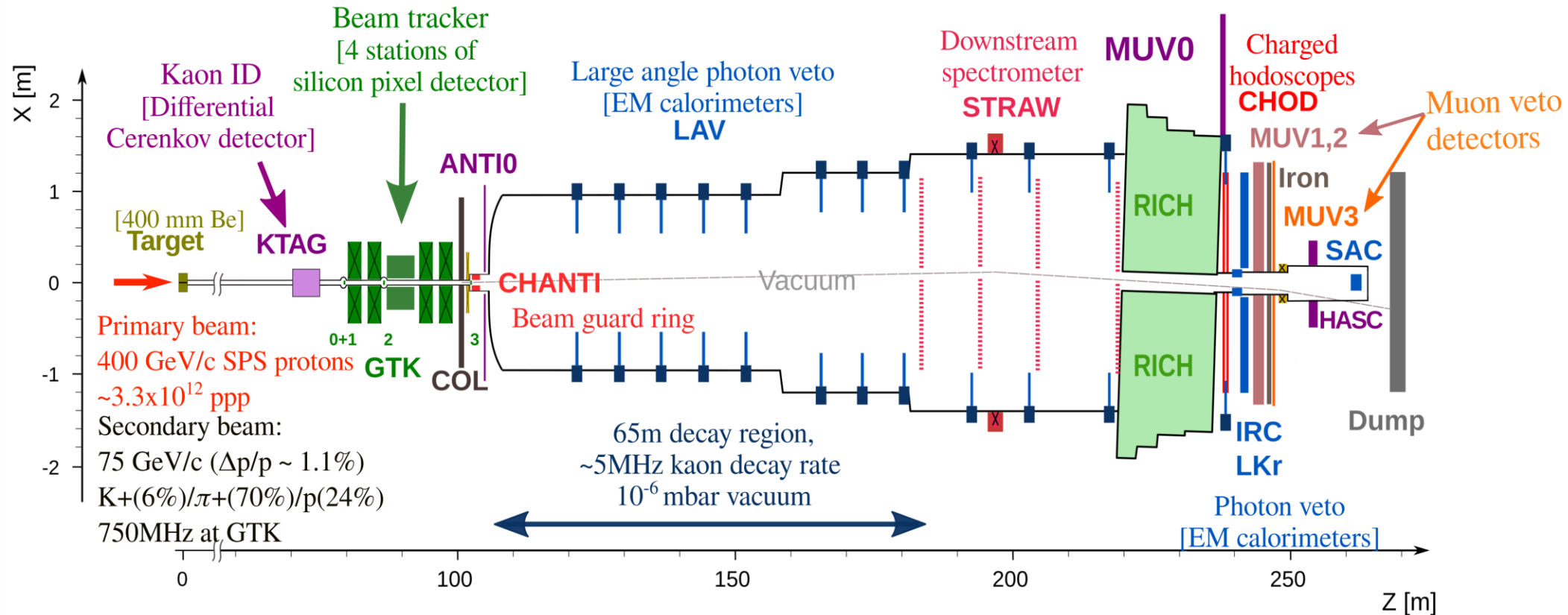
NA62[JHEP06(2021)093]

Broader physics programme:

- **Rare/forbidden** kaon decays
- Searches for **exotic particles** in kaon decays and in **beam dump** mode




Detector overview



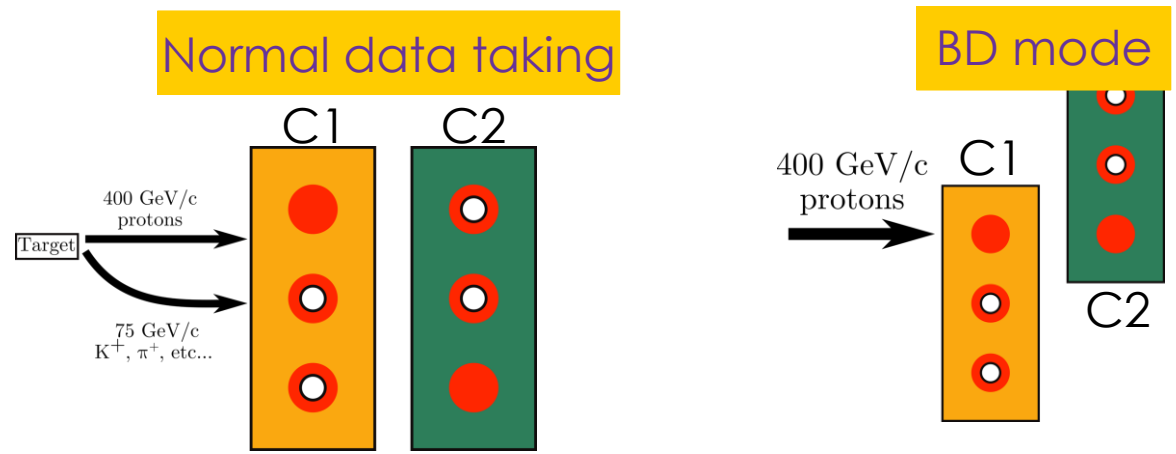

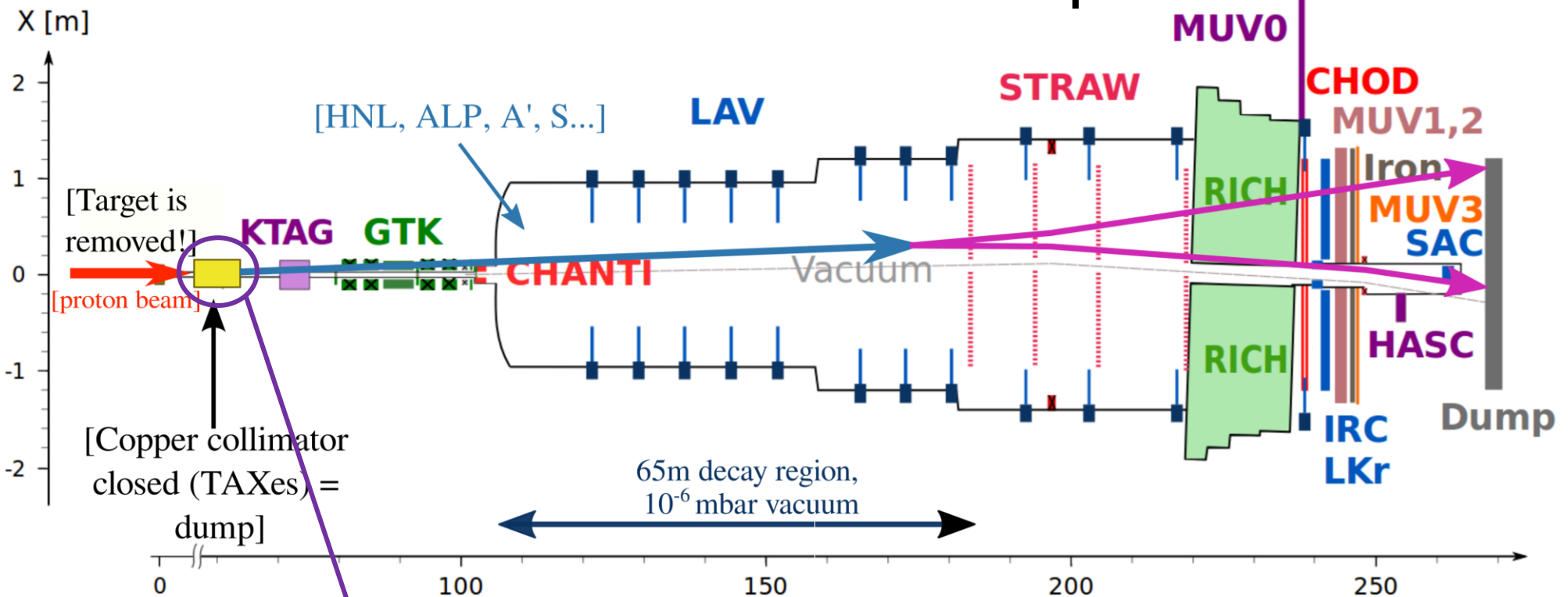
Performances:

- GTK-KTAG-RICH time resolution: $\mathcal{O}(100)$ ps
- $\mathcal{O}(10^4)$ background suppression from kinematics
- $\mathcal{O}(10^7)$ muon rejection for $15 < p(\pi^+) < 35$ GeV
- $\mathcal{O}(10^8)$ π^0 rejection of for $E(\pi^0) > 40$ GeV

[NA62 Detector Paper, JINST 12 (2017), P05025]



NA62 in beam dump mode



The NA62 experiment



Time scale:

2014 – Pilot run

2015 – Commissioning run: ~1% of design intensity, no beam tracker

2016 - Commissioning run + Physics run (30 days)

2017 – Physics run (161 days)

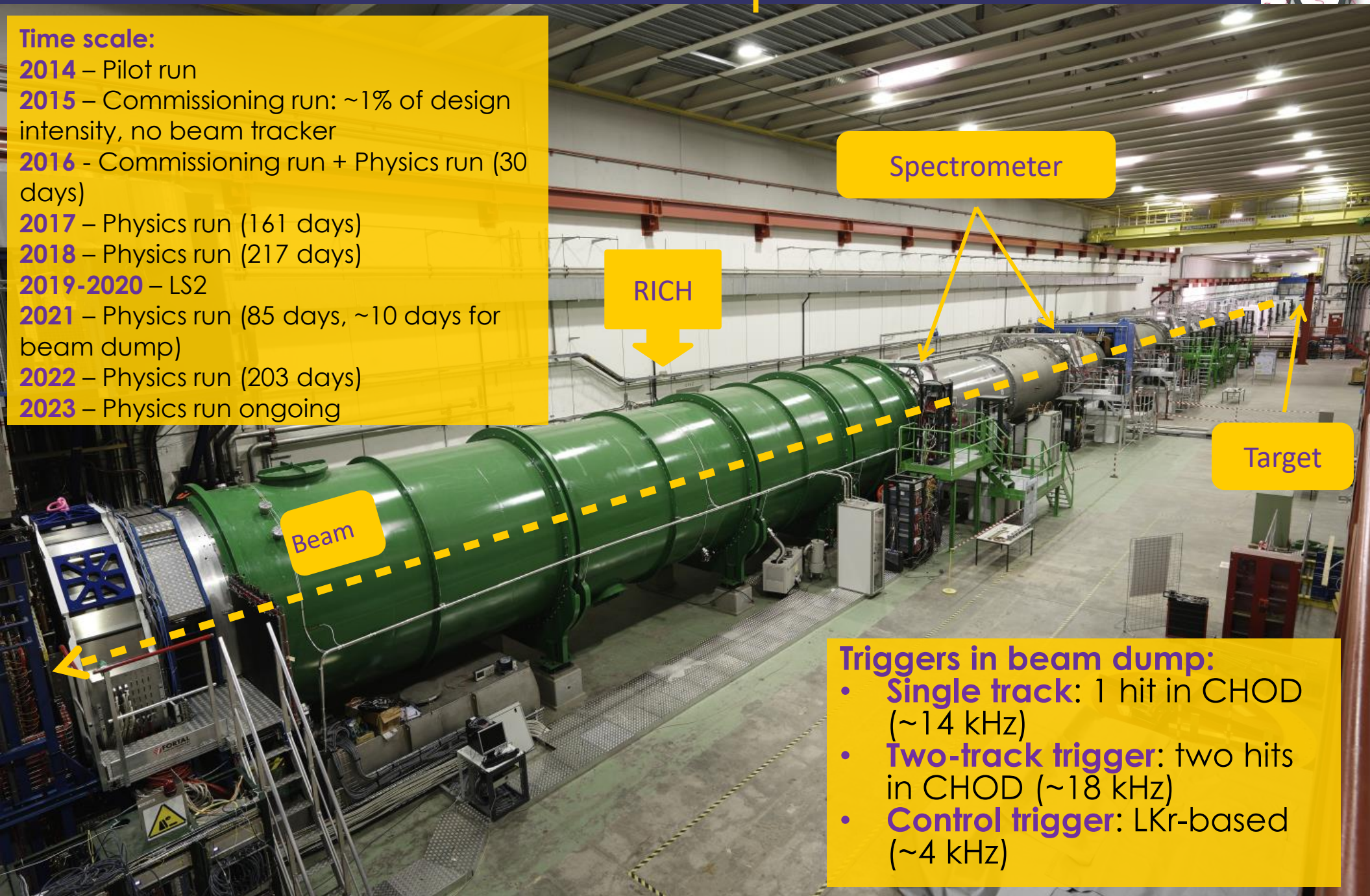
2018 – Physics run (217 days)

2019-2020 – LS2

2021 – Physics run (85 days, ~10 days for beam dump)


2022 – Physics run (203 days)

2023 – Physics run ongoing



Triggers in beam dump:

- **Single track:** 1 hit in CHOD (~14 kHz)
- **Two-track trigger:** two hits in CHOD (~18 kHz)
- **Control trigger:** LKr-based (~4 kHz)



Search motivation

Several New Physics models proposed for study:

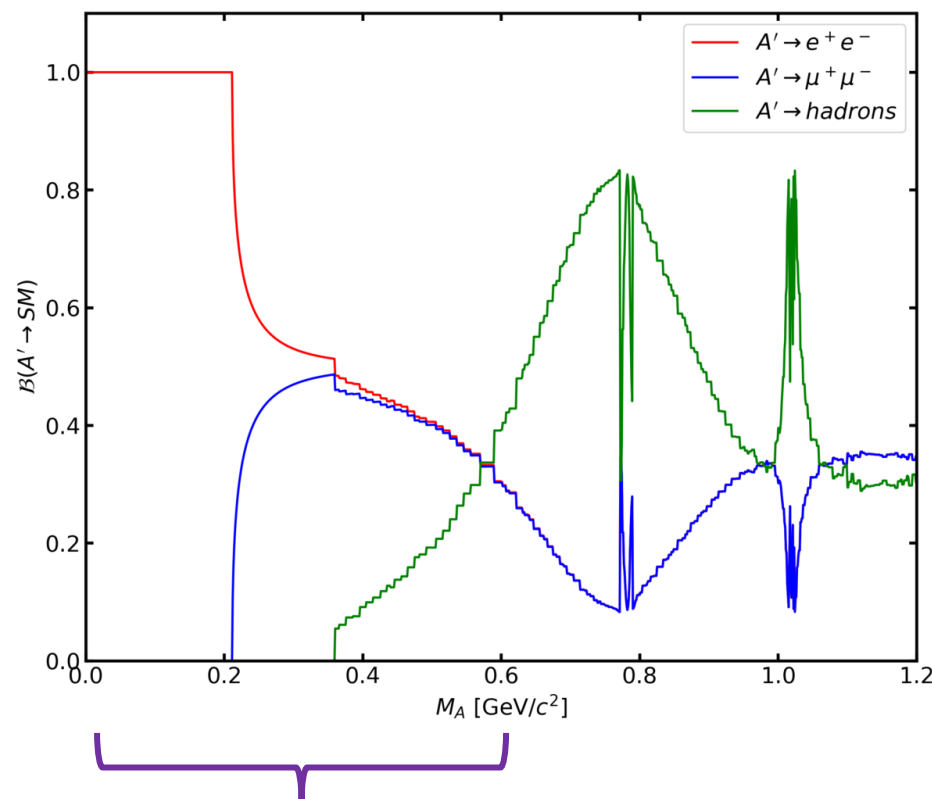
- Vector portal → Dark Photon
- Scalar Portal → Dark Scalar
- Neutrino portal → HNL
- Axion portal → ALP

Dark Photon (DP) model introduces a new vector field $F'_{\mu\nu}$ symmetric under U(1) transformation which feebly interacts with the SM fields.


Kinetic-mixing interaction with the SM field $B_{\mu\nu}$:

$$\mathcal{L} \supset -\varepsilon \frac{1}{2\cos\theta_W} F'_{\mu\nu} B_{\mu\nu}$$

Mass of DP and coupling are free parameters.



In the mass range <700 MeV, DP decay width is dominated by lepton-antilepton final states



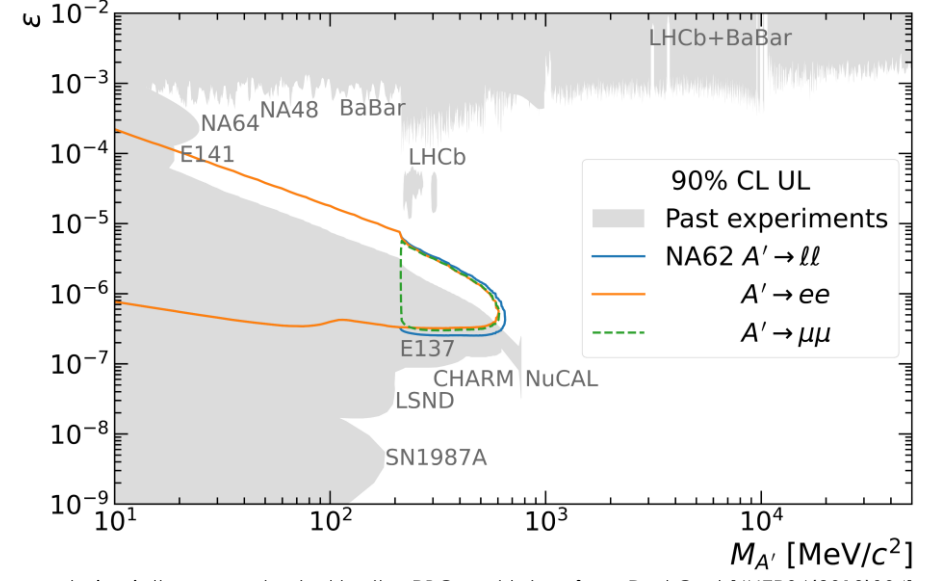
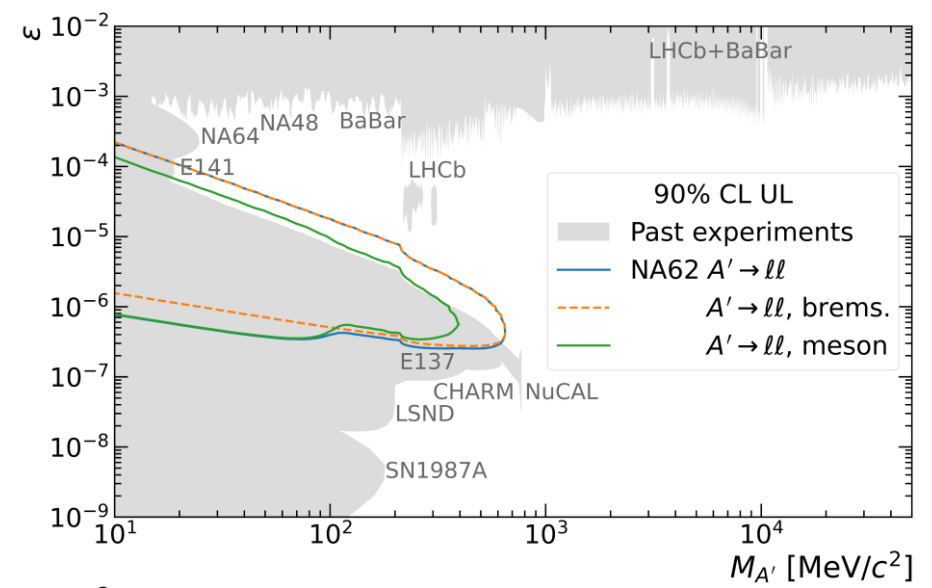
Sensitivity of NA62 to the DP

Two production mechanisms are in action in proton-nucleus interaction scenario:


- Bremsstrahlung production in $pN \rightarrow XA'$
- Production in meson decay as $pN \rightarrow XM, M \rightarrow A'\gamma(\pi^0)$, where $M = \pi^0, \omega, \rho$ etc.

In 2021, NA62 collected $(1.40 \pm 0.28) \times 10^{17}$ POT.

Assuming mass and coupling to be free parameters, lepton decay mode of DP, geometrical acceptance of NA62 and 0 events observed, evaluate expected 90%CL upper limits



*The grey underlying exclusion is the one adapted by the PBC and taken from DarkCast [JHEP06(2018)004]
Several limits may differ from PBC and are taken by DarkCast team from [Phys. Rev. Lett. 126, no.18, 181801 (2021)]



Analysis strategy for $A' \rightarrow \mu^+ \mu^-$ search

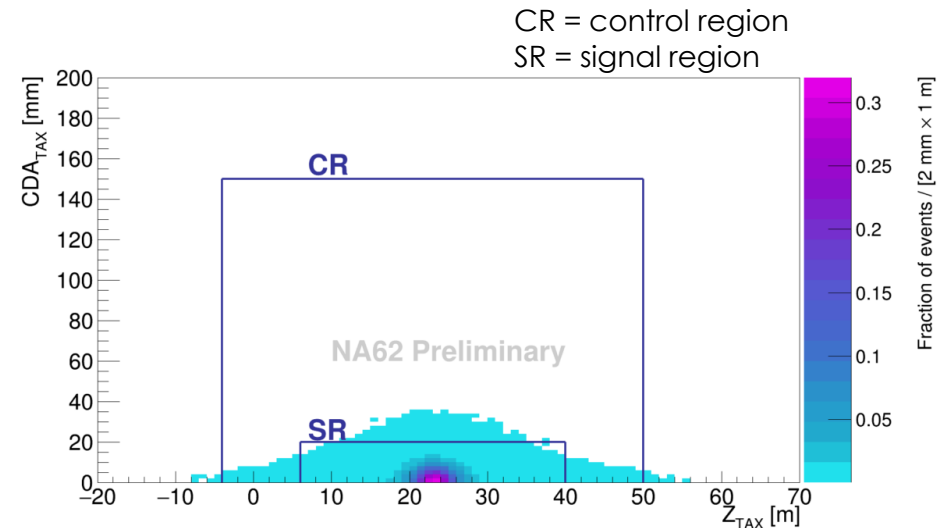
The signal signature:

- Lepton-antilepton vertex reconstructed within the NA62 decay region and pointing back to the proton beam interaction point at the TAXes.

Event selection:

- reconstructed track quality
- track timing coincidence with the trigger
- muon identification with calorimeter and muon detector
- no in-time activity at large angle veto detectors (LAV) to reduce possible selection of vertices derived by interaction of incoming muons with the material in the LAVs.
- Signal region (SR) selection


CR and SR kept masked until the analysis strategy is frozen



CDA_{TAX} – closest distance of approach between the beam direction at the TAX entrance and $\mu^+ \mu^-$ pair direction $\sigma_{CDA} = \sim 7$ mm

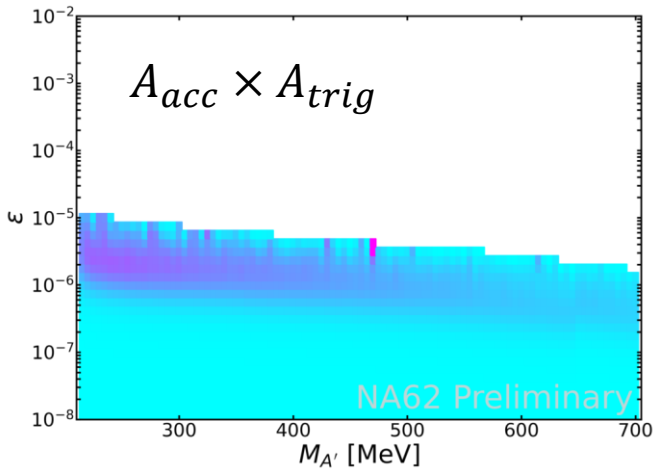
Z_{TAX} – longitudinal position, $\sigma_z = \sim 5.5$ m

Signal region:
 $6 < Z_{TAX} < 40$ m & $CDA_{TAX} < 20$ mm

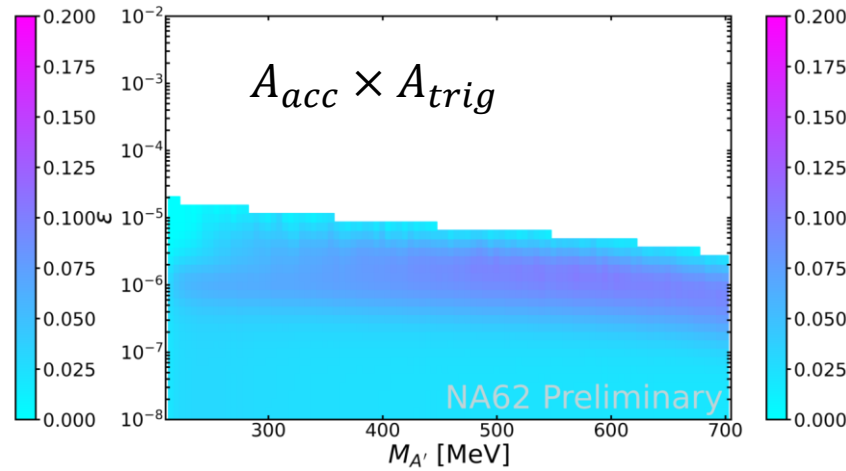


Signal efficiency and expected DP yield

$A' \rightarrow \mu\mu$, meson production



$A' \rightarrow \mu\mu$, Bremsstrahlung production



$$N_{exp} = \text{POT} \times \chi(pp \rightarrow A') \times \mathcal{B}(A' \rightarrow \mu\mu) \times P_{rd}(\epsilon) \times A_{acc} \times A_{trig}$$

$$\text{POT} = (1.40 \pm 0.28) \times 10^{17}$$

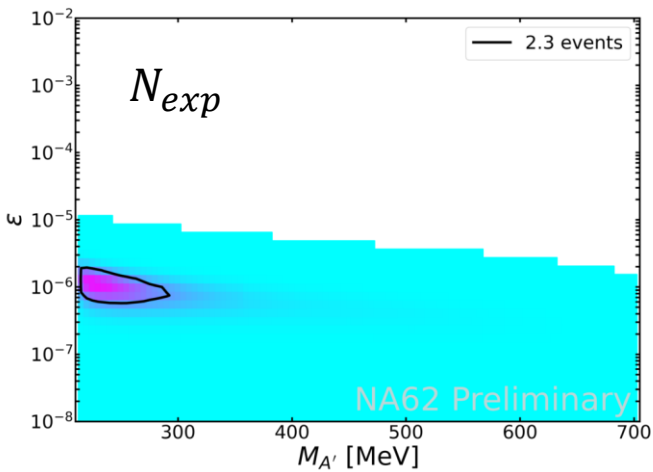
$\chi(pp \rightarrow A')$ - DP production probability

$\mathcal{B}(A' \rightarrow \mu\mu)$ - branching fraction

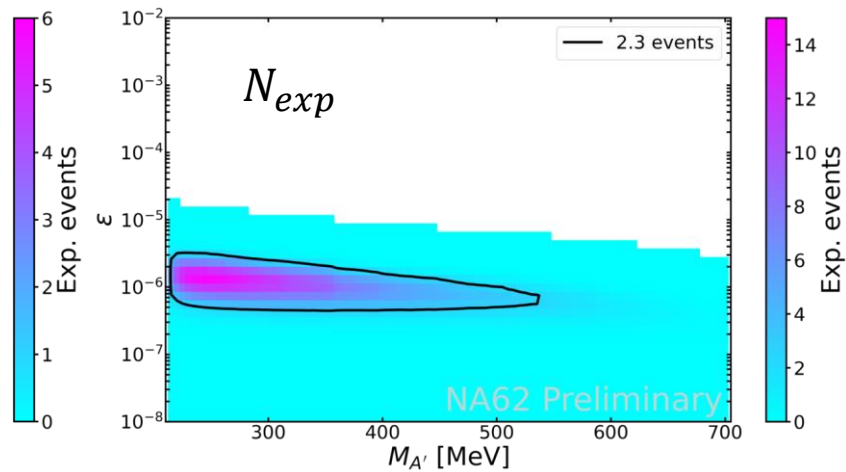
$P_{rd}(\epsilon)$ - probability to reach NA62 decay region and decay therein


$A_{acc} \times A_{trig}$ - signal selection and trigger efficiencies

N_{exp}



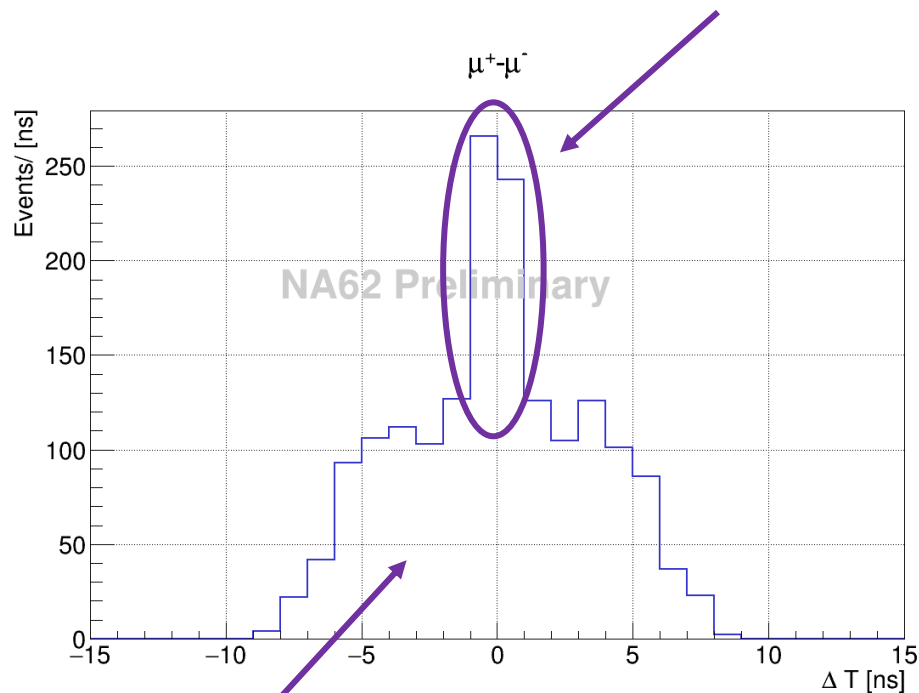
N_{exp}





Distribution of track time difference

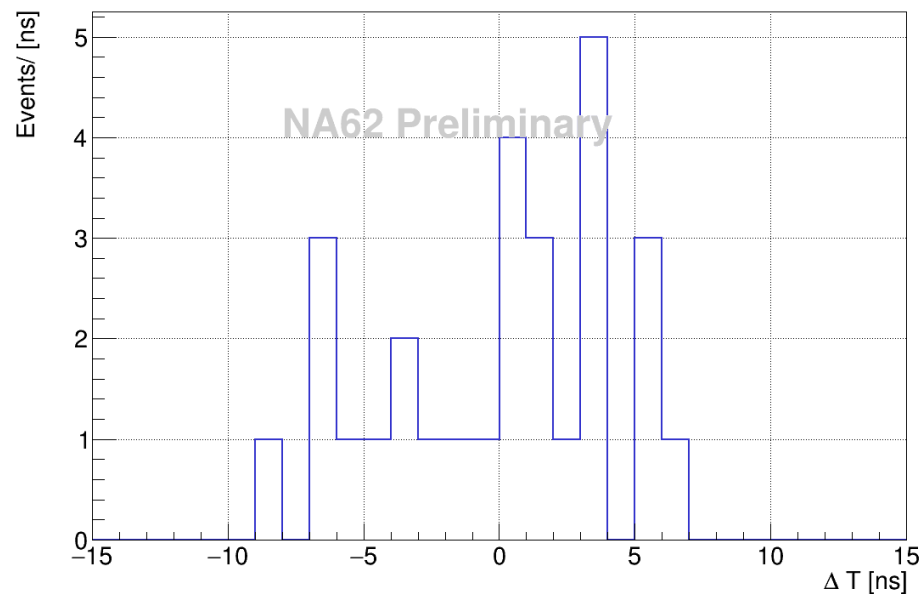
In-time background




Combinatorial background

Before LAV veto is applied
(CR&SR masked)

$\mu^+\mu^-$



Final events selected
(CR&SR masked)



Background studies

Combinatorial background

Background from random superposition of two uncorrelated “halo” muons

- Selected single tracks in a data sample orthogonal to the one used for the analysis
- Track pairs are artificially built to emulate a random superposition
- Apply same event selection criteria as in the analysis
- Each track pair has a weight independent on the rate to account for the 10 ns time window


Prompt background

Background from secondaries of a muon interaction with the traversed material

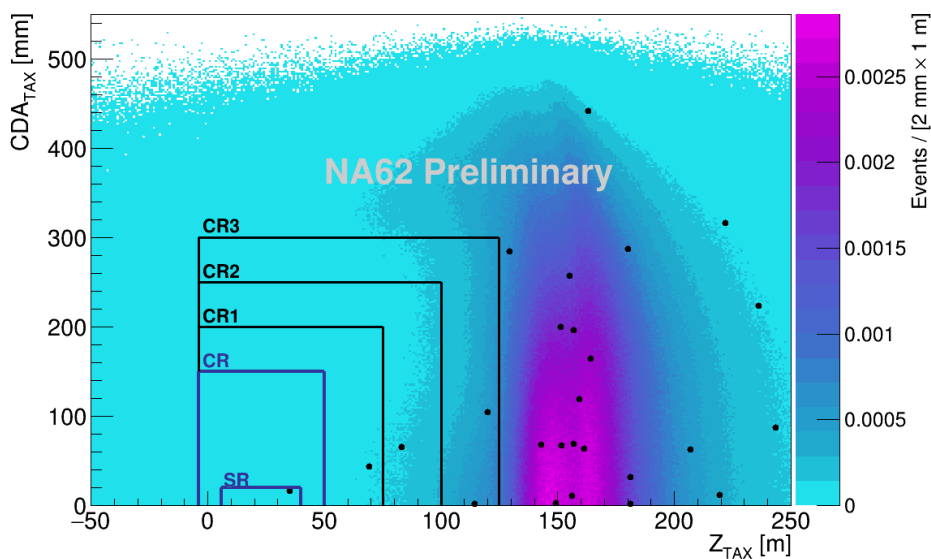
- Muon kinematic distributions extracted from selected single muons in data (backward MC)
- To correct the spread induced by the backward-forward process (straggling, multiple scattering) an unfolding technique is applied to better reproduce the data distributions.
- Relative uncertainty of MC expectation $\sim 100\%$

	Combinatorial	Prompt@90% CL	Upstream prompt@ 90%CL
CR	0.17 ± 0.02	< 0.033	< 0.052
SR	0.016 ± 0.002	< 0.003	< 0.005

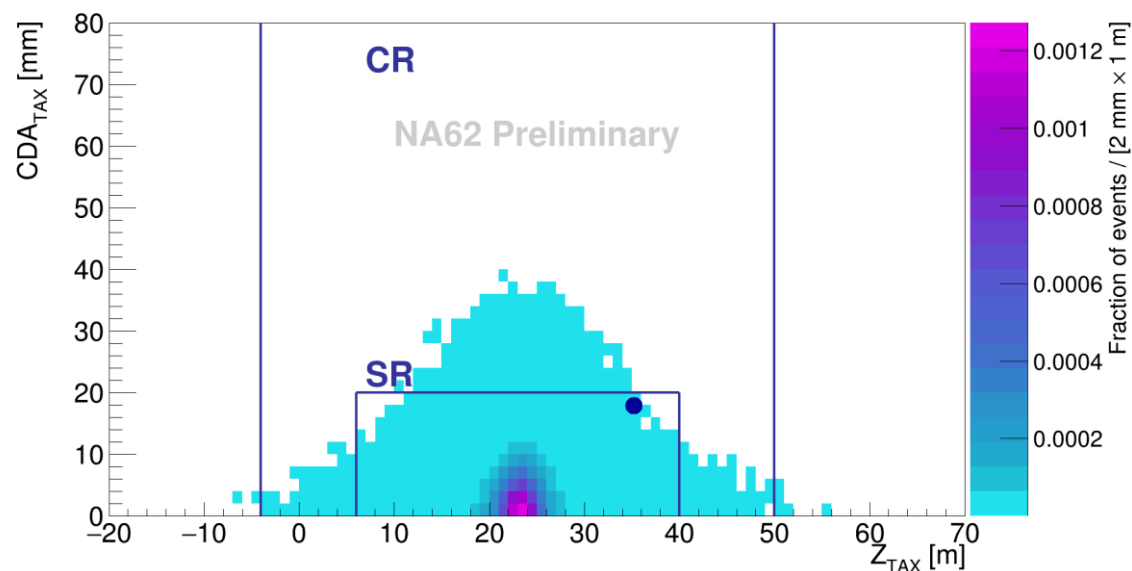
Prompt background negligible with respect to combinatorial (UL @ 90%CL is 30% of combinatorial)




Data-MC comparison: signal sample, SR open



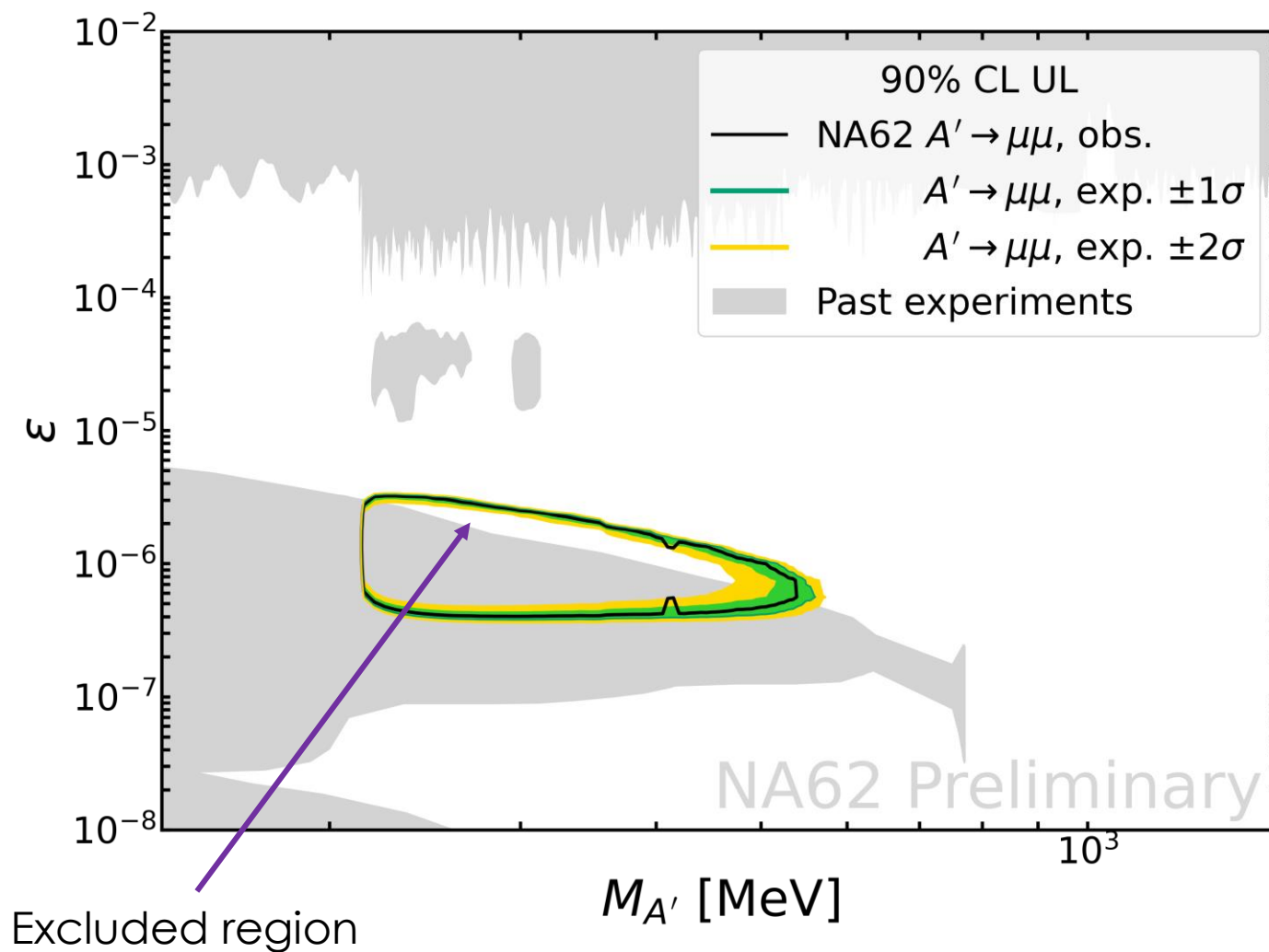
1 event observed
Counting experiment with 2.4σ
global significance




Signal shape was not taken into
account for the significance



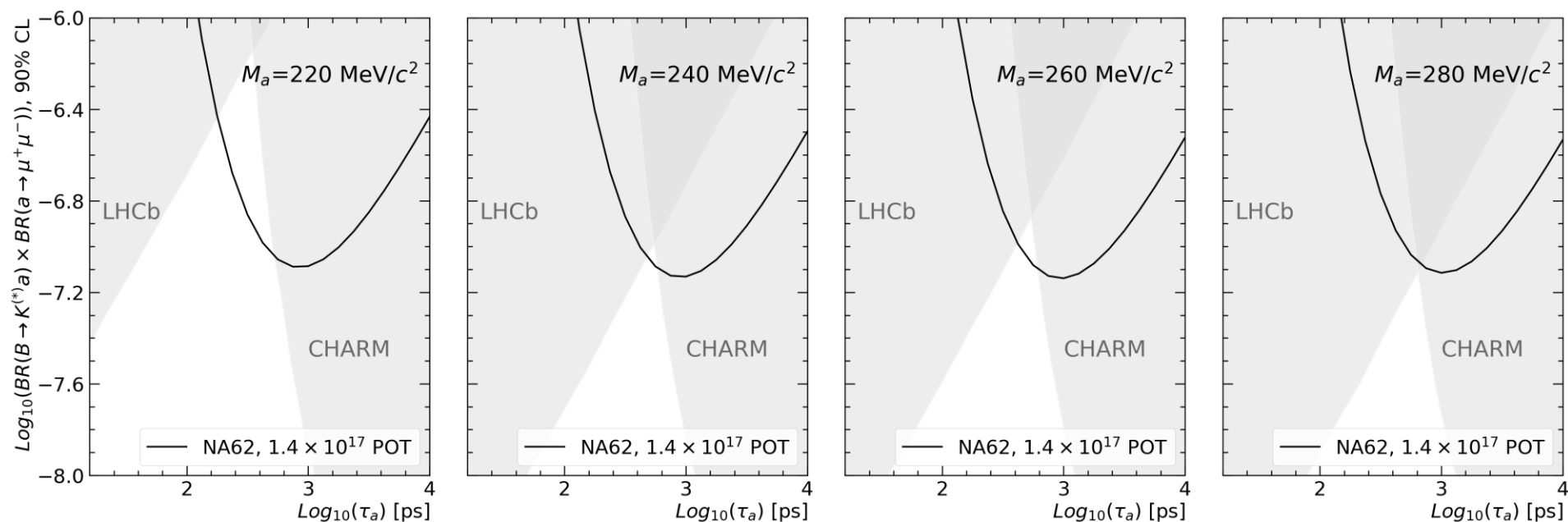
Final result for $A' \rightarrow \mu^+ \mu^-$






Model-independent limits on $a \rightarrow \mu^+ \mu^-$ process

- Assume that a is a pseudoscalar (scalar) particle [[Phys. Lett. B 790 \(2019\) 537](#)]
- Assume mass M_a , lifetime τ_a and coupling to be independent parameters
→ Set limits in $BR(B \rightarrow K^{(*)} a) \times BR(a \rightarrow \mu^+ \mu^-)$ vs τ_a parameter space for each mass separately



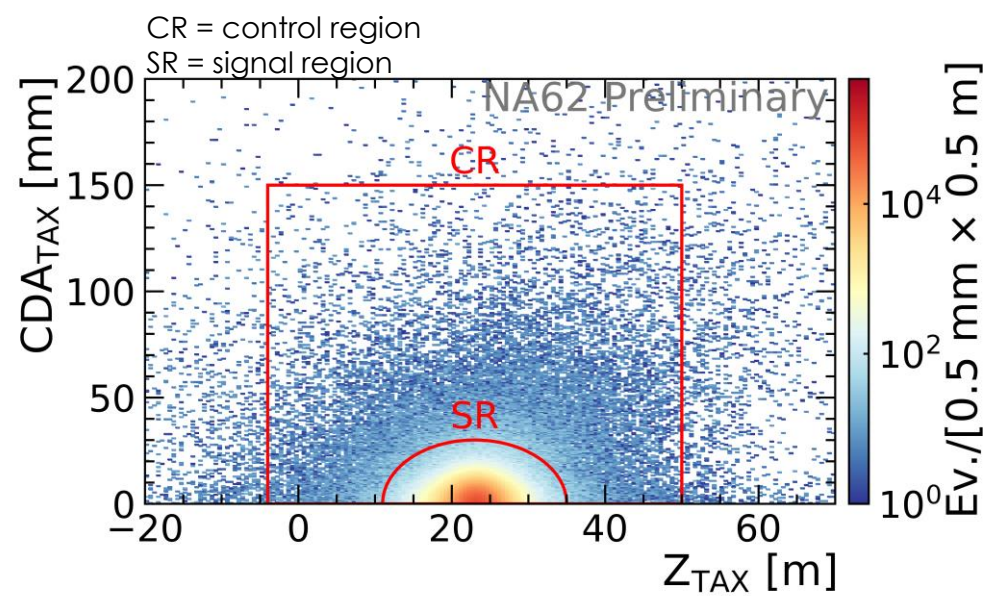


Analysis strategy for $A' \rightarrow e^+e^-$ search

Event selection:

- reconstructed track quality
- track timing coincidence with the trigger
- decay region & PID optimisation
- no in-time activity in muon veto detector MUV3
- no in-time activity at large angle veto detectors (LAV) and ANTI0 to reduce possible selection of vertices derived by interaction of incoming muons with the material in the LAVs.
- Signal region (SR) selection -> new signal region definition

CR and SR kept masked until the analysis strategy is frozen




CDA_{TAX} – closest distance of approach between the beam direction at the TAX entrance and e^+e^- pair direction $\sigma_{CDA} \sim 7$ mm

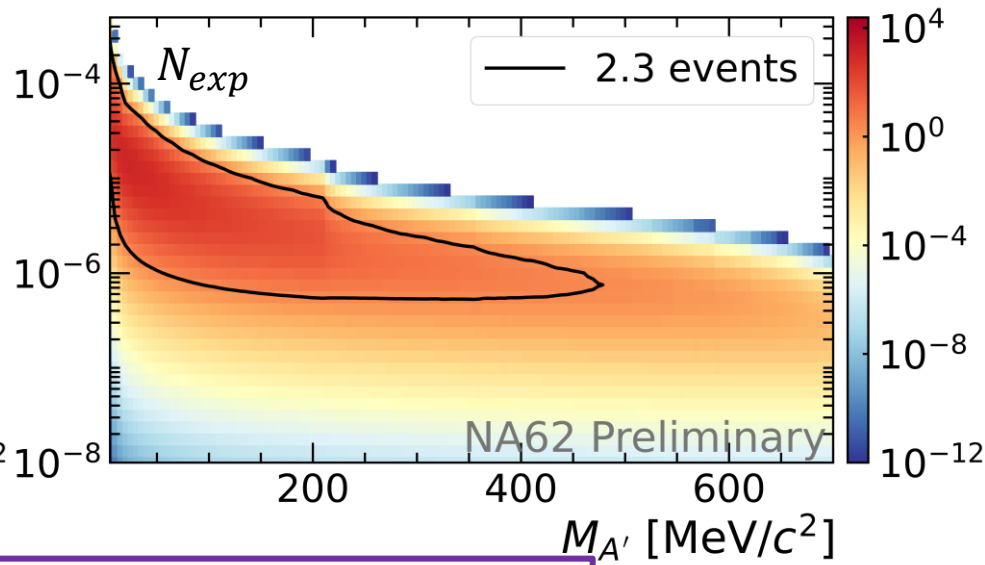
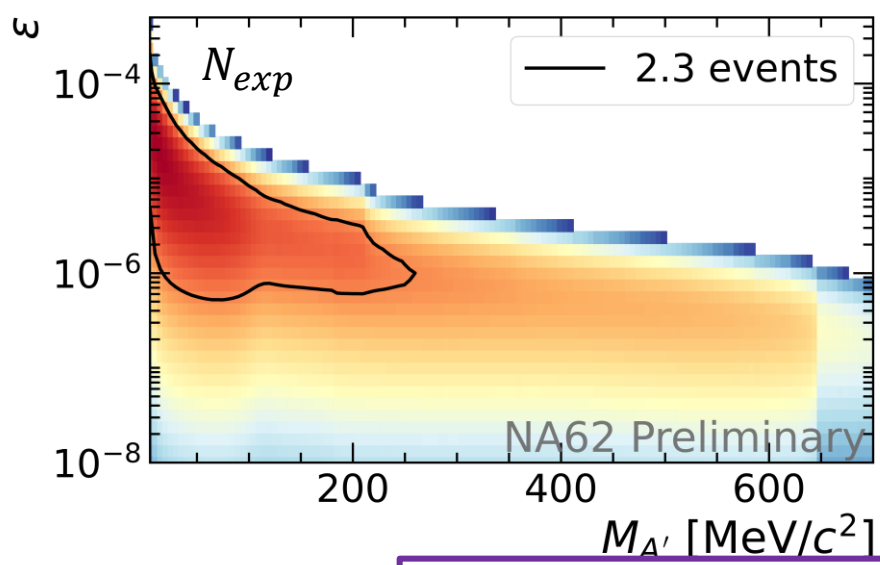
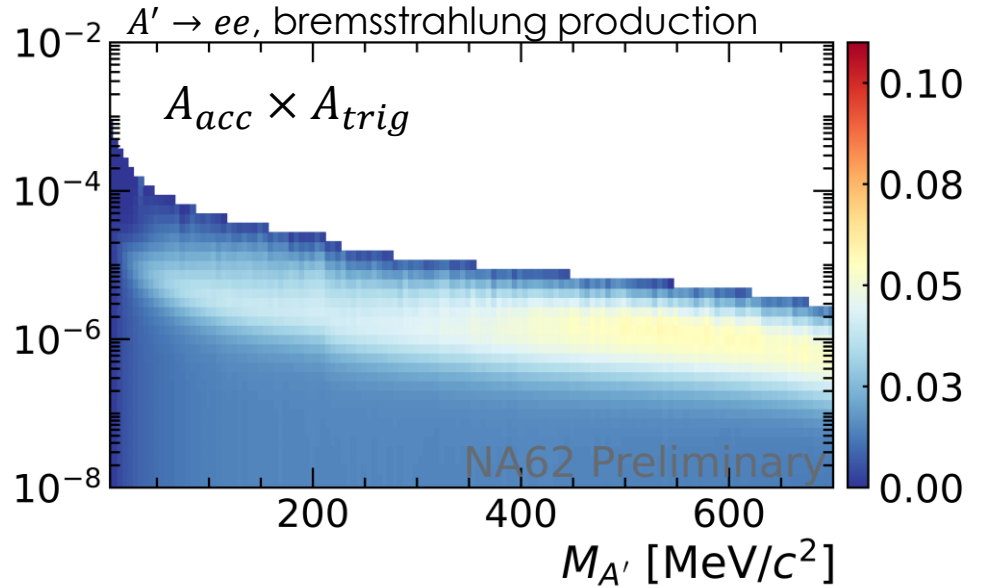
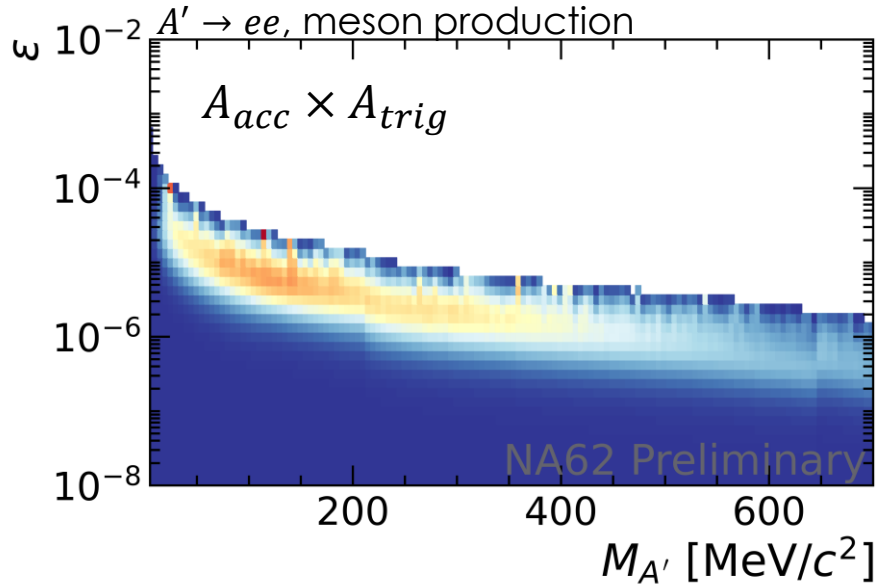
Z_{TAX} – longitudinal position, $\sigma_Z \sim 5.5$ m

Signal region:
 Ellipse centered around $Z_{TAX} = 23$ m and $CDA_{TAX} = 0$ mm


NEW



Signal efficiency and expected DP yield



$$N_{exp} = POT \times \chi(pp \rightarrow A') \times \mathcal{B}(A' \rightarrow ee) \times P_{rd}(\epsilon) \times A_{acc} \times A_{trig}$$



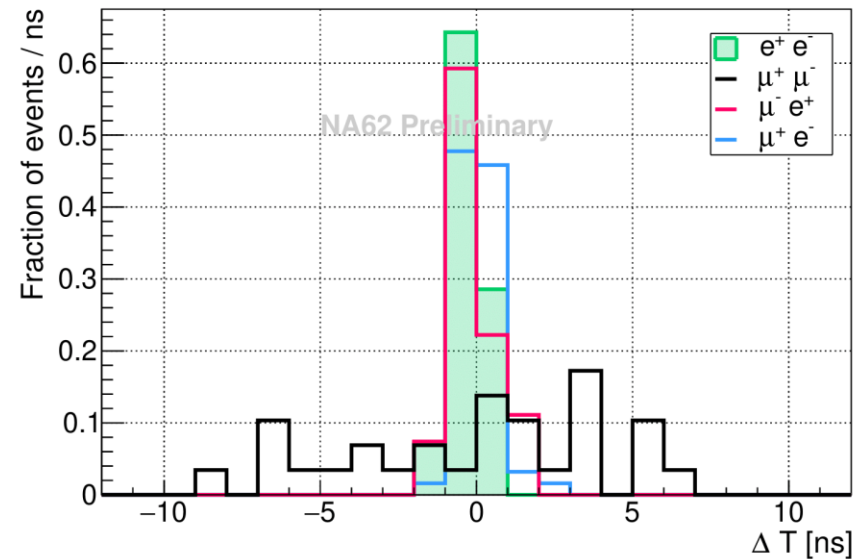
Background studies


- **Combinatorial** component estimated using the same technique as in the $\mu\mu$ analysis, now applying electron PID:

$$N_{\text{exp}} < 9 \times 10^{-4}$$

- **Prompt background** is the dominant component in this analysis \rightarrow use dedicated MC developed for the $\mu\mu$ analysis. Expected number of events estimated using rejection factors η of LAV, ANTI0, SR and CR cuts obtained from MC.

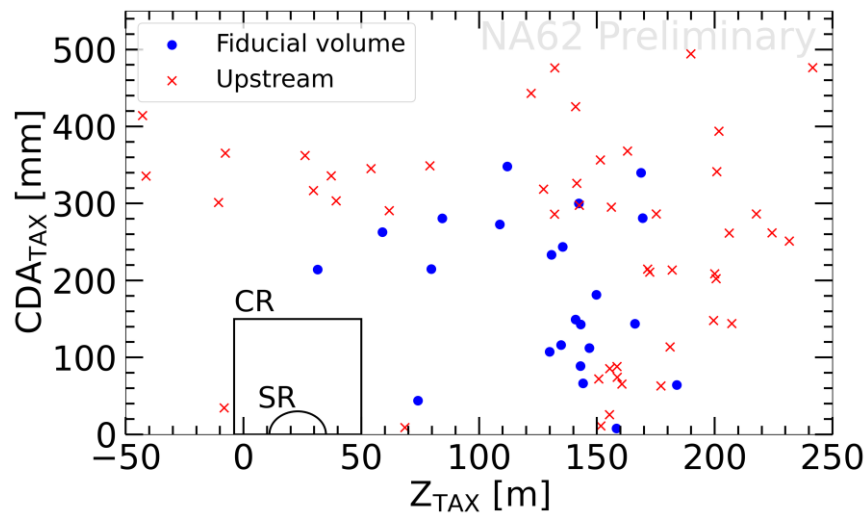
Data, SR and CR masked





Evaluation of expected background

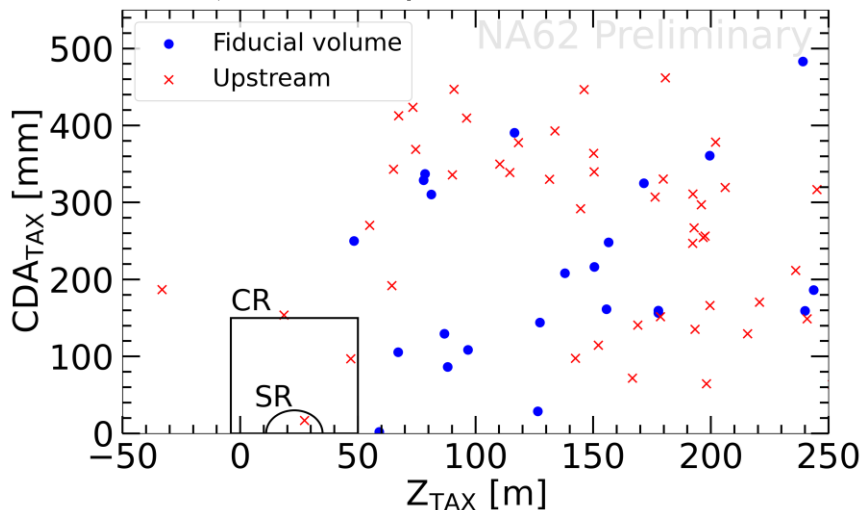
Data, no LAV/ANTI0 cuts, SR&CR masked



Fraction of events in CR/SR ~ 0.01

Condition	$N_{exp} \pm \delta N_{exp}$	$1 - \eta$
e^+e^- PID	59.9 ± 6.7	—
e^+e^- PID, LAV-ANTI0	0.72 ± 0.72	$0.012^{+0.020}_{-0.008}$
e^+e^- PID, CR	0.51 ± 0.51	$0.009^{+0.018}_{-0.006}$
e^+e^- PID, SR	0.47 ± 0.47	$0.008^{+0.018}_{-0.006}$

MC, no LAV/ANTI0 cuts




$$\begin{aligned}
 N_{bkg}^{CR(SR)} &= N_{bkg}^{FV} \Big|_{CR\&SR\ masked} \times \\
 &\times \frac{1}{\eta_{CR} + \eta_{SR} - 1} \times \\
 &\times (1 - \eta_{LAV-ANTI0}) \times \\
 &\times (1 - \eta_{CR(SR)})
 \end{aligned}$$

Expected events in CR and SR:

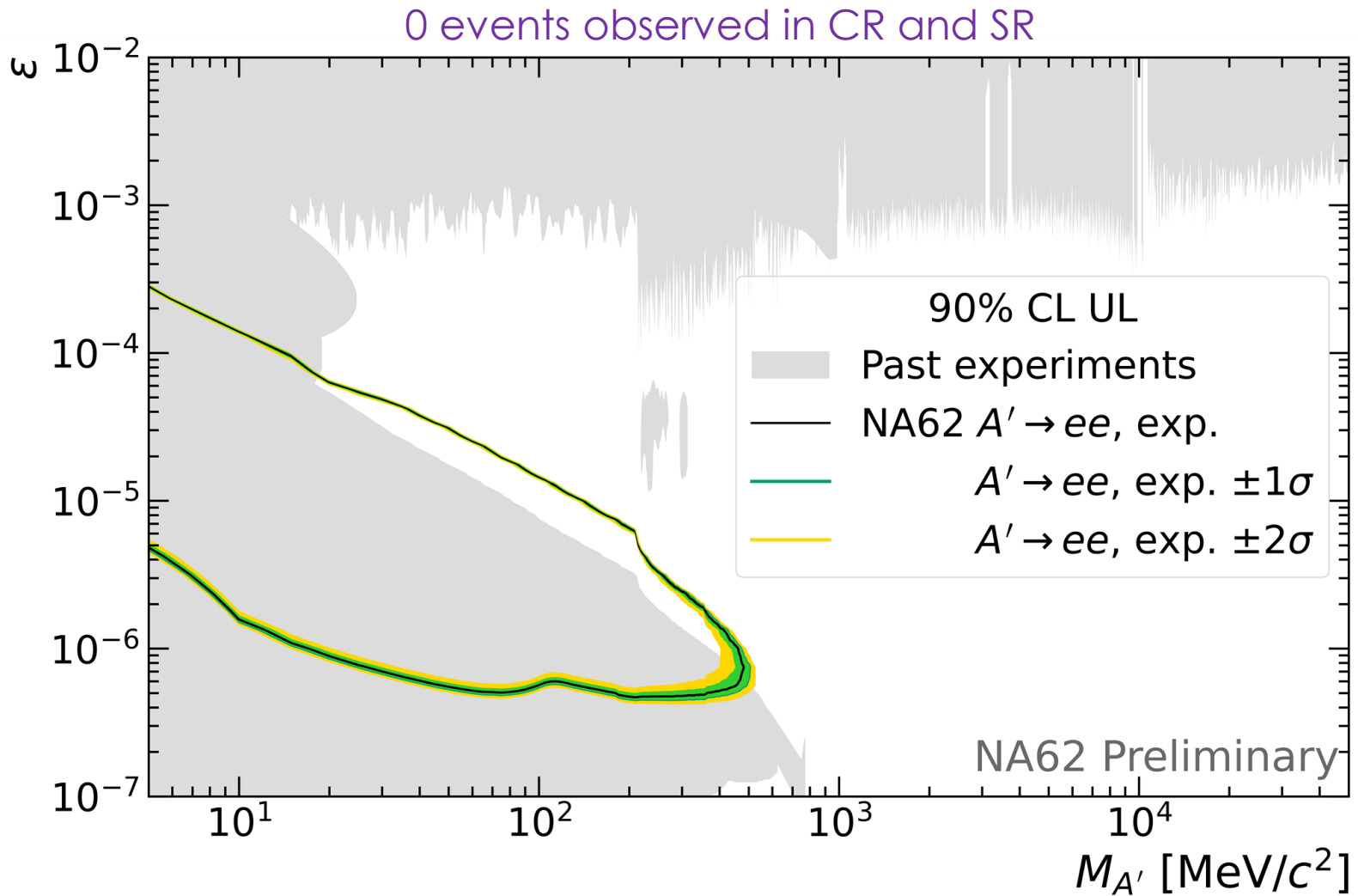
$$N_{bkg}^{CR} = 0.0097^{+0.049}_{-0.009} @ 90\% CL$$


$$N_{bkg}^{SR} = 0.0094^{+0.049}_{-0.009} @ 90\% CL$$

NEW

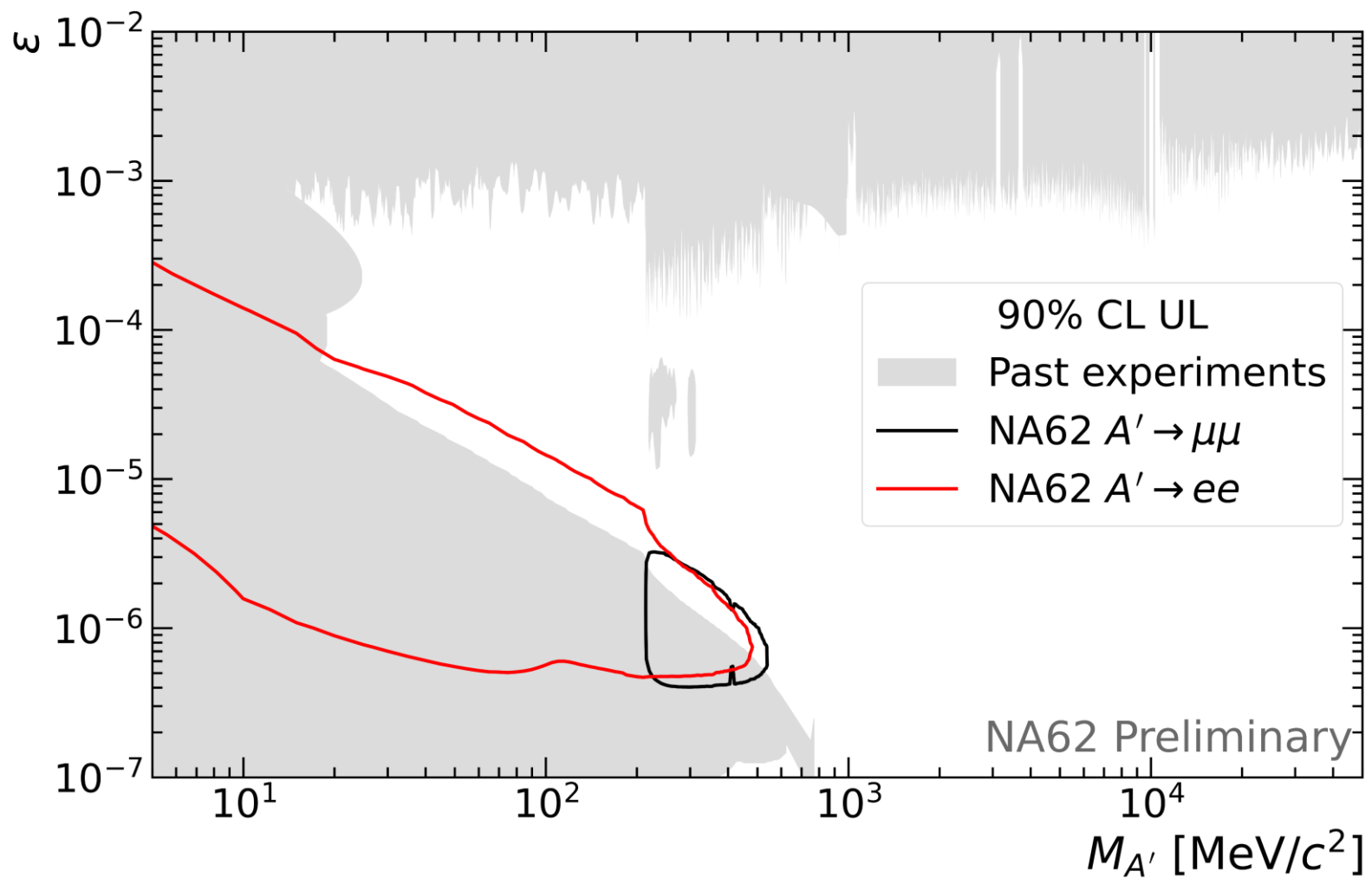


Final result for $A' \rightarrow e^+ e^-$






Results for $A' \rightarrow l^+ l^-$




To be continued...




Summary

- The preliminary result on search for production and decay of an exotic particle from data collected by the NA62 experiment in beam-dump mode has been presented
- A cut-based counting experiment blind analysis to search for $A' \rightarrow l^+l^-$ has been performed on the data collected in 2021.
- With $(1.4 \pm 0.28) \times 10^{17}$ POT a 90% CL upper limits have been set, exploring new regions of the parameter space.
- Searches for decays of exotic particles to $\gamma\gamma, \pi^+\pi^-\gamma$ final states, using the data collected in 2021, are ongoing.
- NA62 intends to take 10^{18} POT in beam dump in 2022-2025 with interesting perspectives on dark photons, ALPs, dark scalars and HNLs






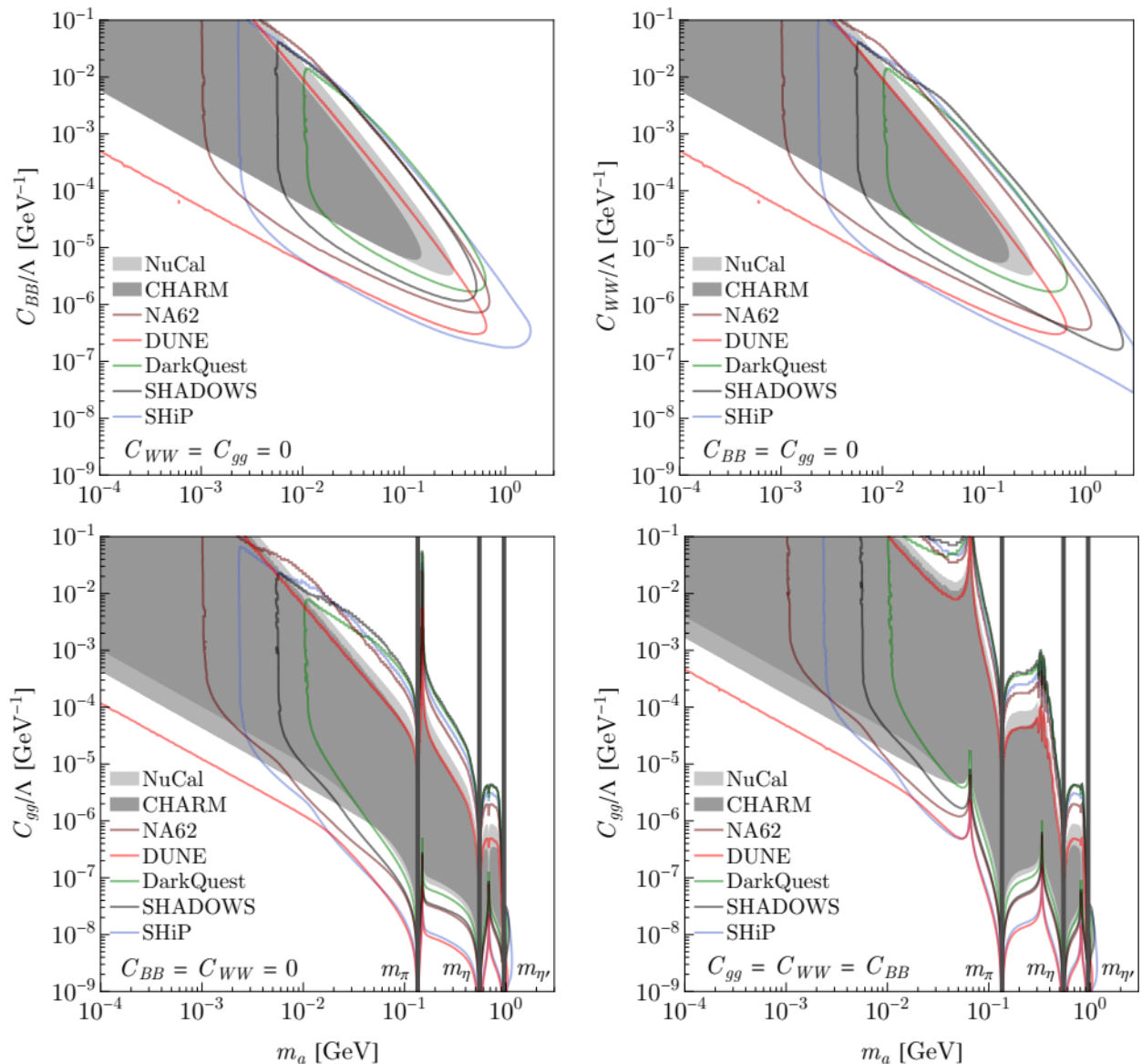
Thank you!




Backup slides



ALPs in beam dump (projections)



[JHEP07(2022)094]



Observed event

$$M_{\mu\mu} = 411 \text{ MeV}/c^2$$

$$\Delta T = -1.69 \text{ ns}$$

$$P(\mu^+) = 99.5 \text{ GeV}/c$$

$$P(\mu^-) = 39.5 \text{ GeV}/c$$

$$Z_{FV} = 157.8 \text{ m}$$

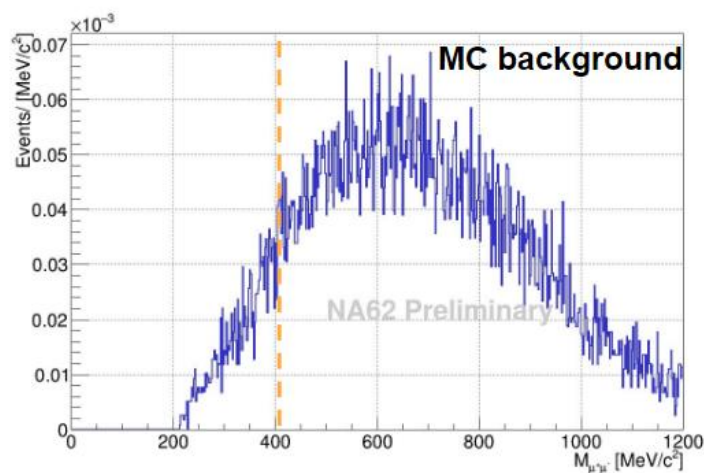
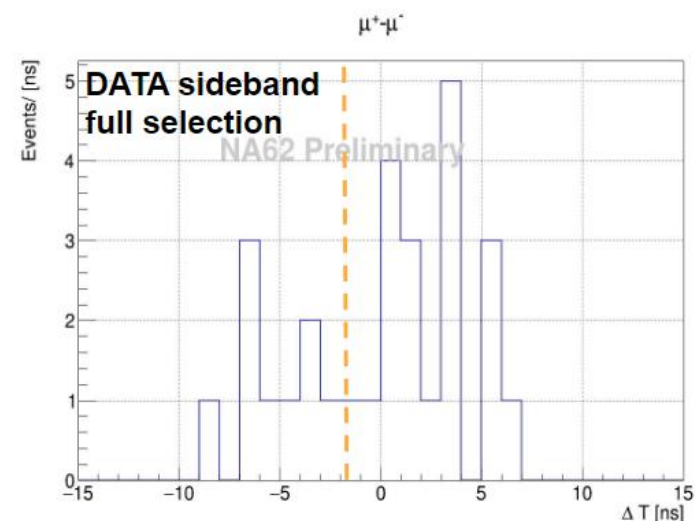
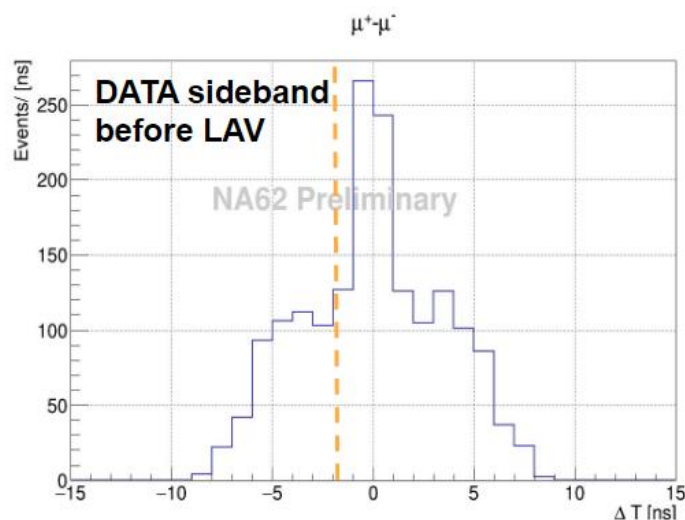
$$CDA_{FV} = 382 \text{ mm}$$


$$Z_{TAX} = 35.3 \text{ m}$$

$$CDA_{TAX} = 17 \text{ mm}$$

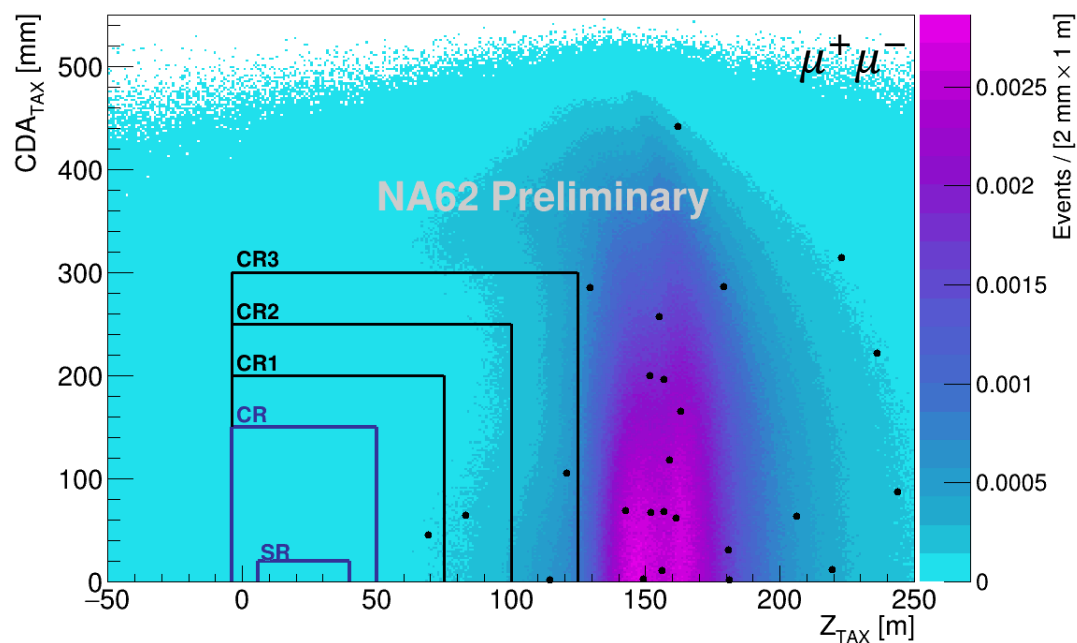
$$E/P(\mu^+) = 0.008$$

$$E/P(\mu^-) = 0.018$$






Data-MC comparison: signal sample, CRs open

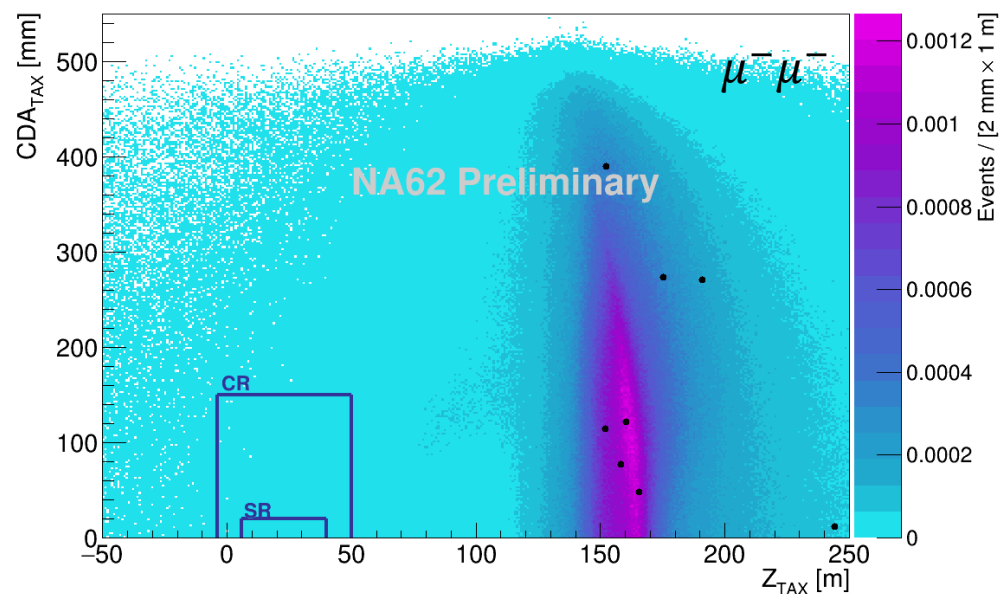
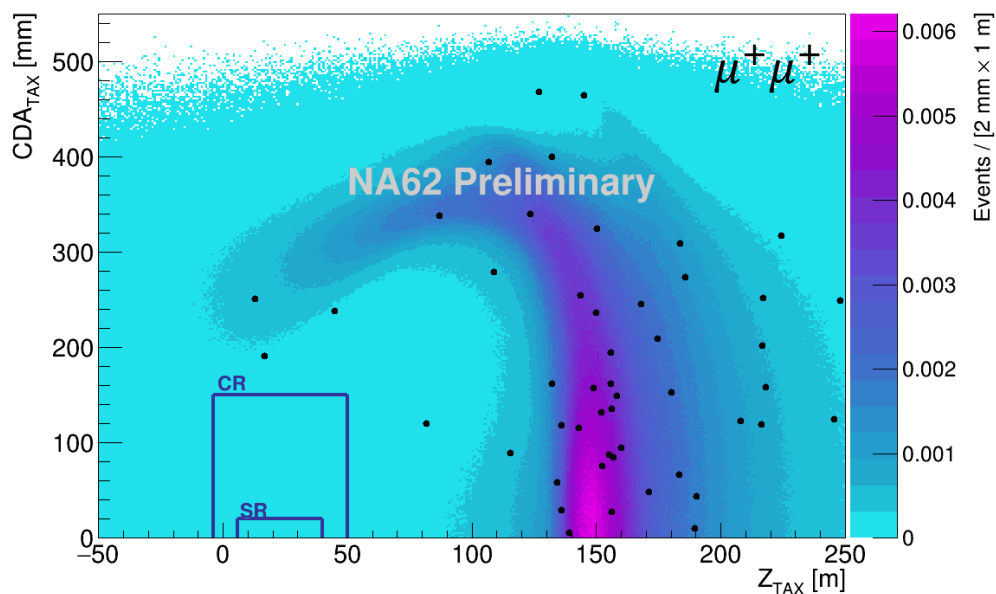


Probability to observe 1 or more events in the SR is 1.59%

	$N_{exp} \pm \delta N_{exp}$	N_{obs}	$p(N \geq N_{obs})$	$p(L \leq L_{obs})$
Outside CR	26.3 ± 3.4	28	0.47	0.74
CR1	0.29 ± 0.04	1	0.25	0.25
CR2	0.58 ± 0.07	1	0.44	0.44
CR3	1.70 ± 0.22	2	0.50	0.68
CR1+2+3	2.57 ± 0.33	4	0.26	0.24
CR	0.17 ± 0.02	0	1.0	1.0
SR	0.016 ± 0.02	-	-	-




Data-MC comparison: control samples

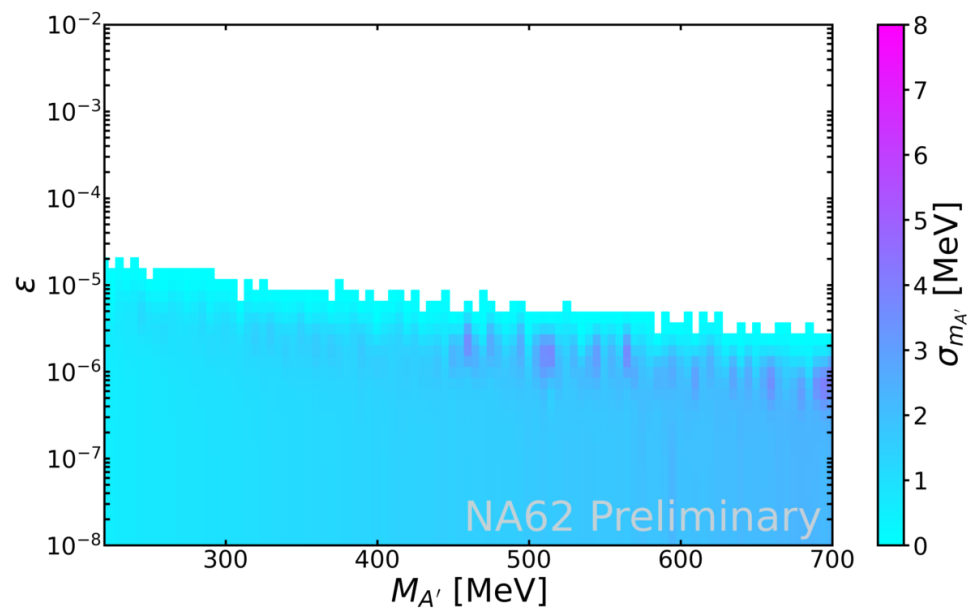


	$N_{exp} \pm \delta N_{exp}$	N_{obs}	$p(N \geq N_{obs})$	$p(L \leq L_{obs})$
Outside CR	62.5 ± 9.4	53	0.79	0.46
CR	0.46 ± 0.07	0	1.0	1.0
SR	0.040 ± 0.006	0	1.0	1.0

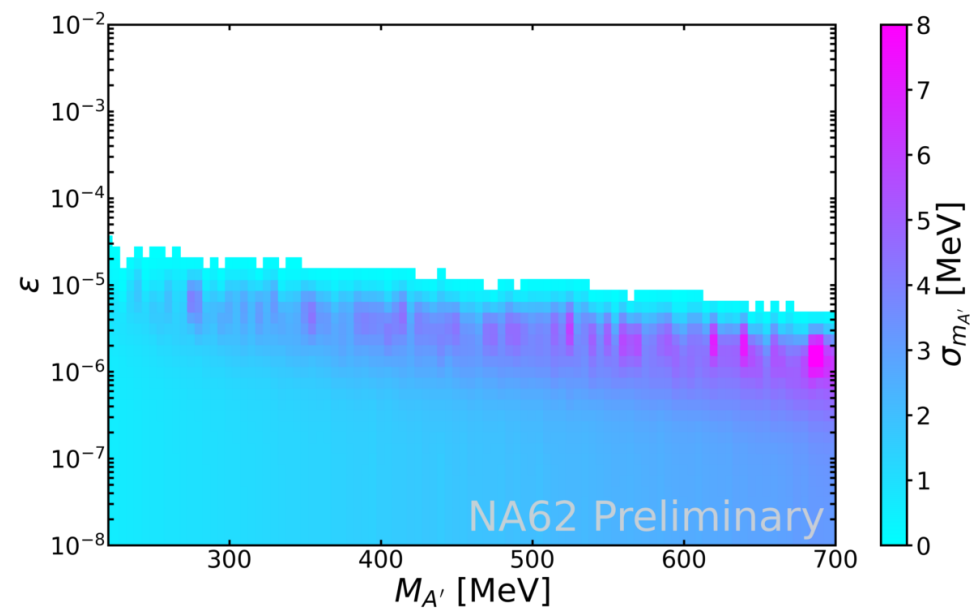
	$N_{exp} \pm \delta N_{exp}$	N_{obs}	$p(N \geq N_{obs})$	$p(L \leq L_{obs})$
Outside CR	9.1 ± 1.4	8	0.67	0.88
CR	0.050 ± 0.007	0	1.0	1.0
SR	0.005 ± 0.001	0	1.0	1.0




Invariant mass resolution $M_{\mu\mu}$



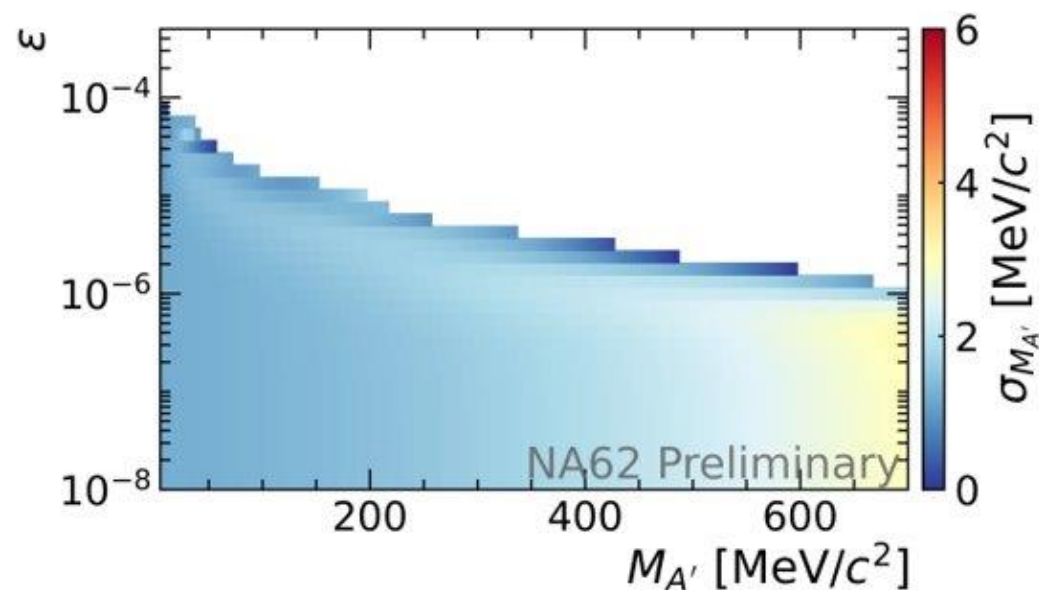
Meson production



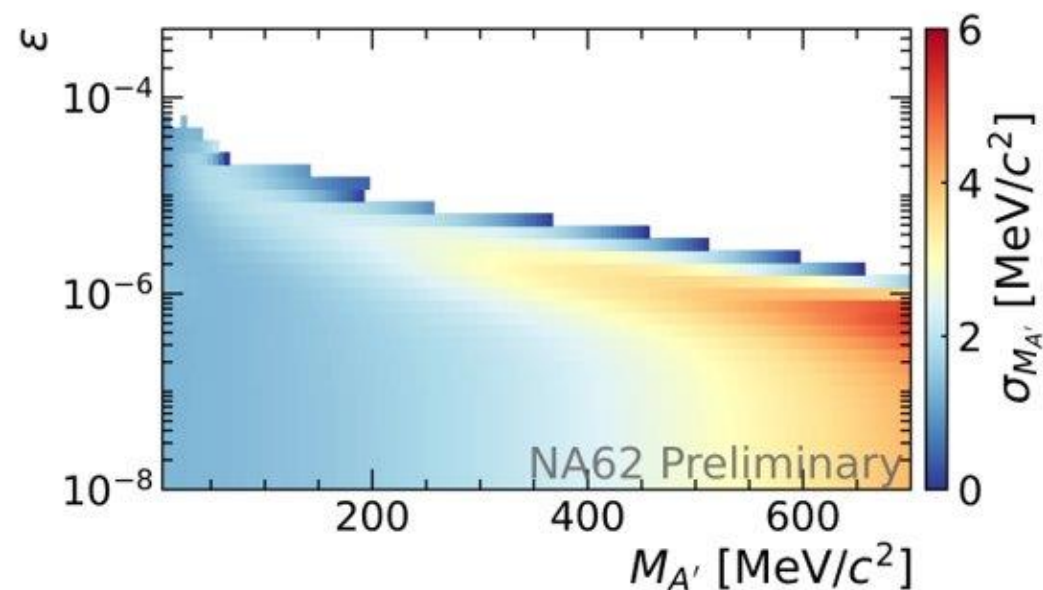
Bremsstrahlung production



Invariant mass resolution M_{ee}



Meson production



Bremsstrahlung production