

# Towards a deeper understanding of heavy-ion collisions with flow harmonics in LHC

Dong Jo Kim<sup>1</sup>

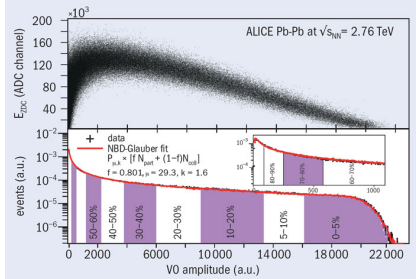
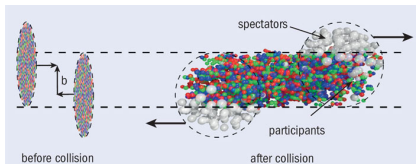
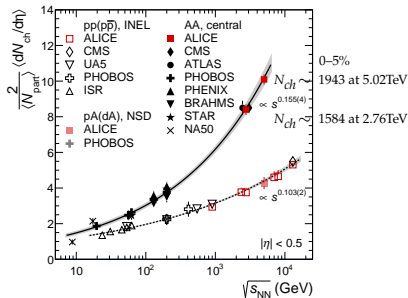
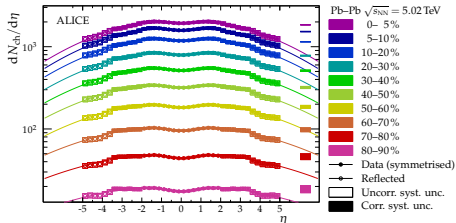
<sup>1</sup>University of Jyväskylä & Helsinki Institute of Physics, Finland

May. 24th, 2019

HIM 2019, Seoul, Korea

# HEAVY-ION COLLISIONS, CENTRALITY AND PARTICLE PRODUCTIONS

Beomkyu Kim (Yonsei and Inha Univ.)

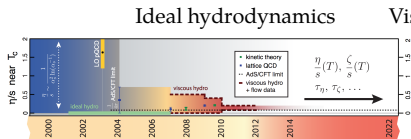
 $b = 11.4\text{--}12.5 \text{ fm}$ 
 $N_{part} \sim 53$   
 $N_{coll} \sim 100$ 
 $b = 0\text{--}3.5 \text{ fm}$ 
 $N_{part} \sim 382$   
 $N_{coll} \sim 1685$ 


## SPACE-TIME HISTORY OF HEAVY-ION COLLISIONS

Initial geometry fluctuations

→ Transport  $\delta_\mu T^{\mu\nu} = 0$  ( $\eta/s$ ) →

final-state particles



Ideal hydrodynamics

Viscous hydrodynamics( $\eta/s=0.16$ )

LO pQCD: F. Arnold, G. D. Moore, L. G. Yaflis, JHEP 0305 (2003) 051  
 AdS/CFT: P. Kovtun, D. T. Son, A. O. Starinets, Phys.Rev.Lett. 94 (2005) 111501  
 Lattice QCD: A. Nakamura, S. Sakai, Phys.Rev.Lett. 94 (2005) 072305  
 Ideal hydro: H. B. Meyer, Phys.Rev. D76 (2007) 101701; Nucl.Phys. A830 (2009) 641C-648C  
 P. F. Kolb, J. Sollfrank, U. W. Heinz, Phys.Rev. C62 (2000) 054909  
 P. F. Kolb, P. Huovinen, U. W. Heinz, H. Heiselberg, Phys.Lett. B500 (2001) 232-240  
 pQCD/kin. theory: Z. Xu, C. Greines, H. Stöcker, Phys.Rev.Lett. 101 (2008) 082302  
 J.-W. Chen, H. Dang, K. Christak, Q. Wang, Phys.Lett. B665 (2010) 277-282  
 Viscous hydro: P. Romatschke, U. Romatschke, Phys.Rev.Lett. 99 (2007) 172301  
 M. Luzum, P. Romatschke, Phys.Rev. C78 (2008) 034915  
 H. Song, U. W. Heinz, J.Phys. G36 (2009) 064033  
 H. Song, S. A. Bass, U. Heinz, T. Hirano, C. Shen, Phys.Rev.Lett. 106 (2011) 192301

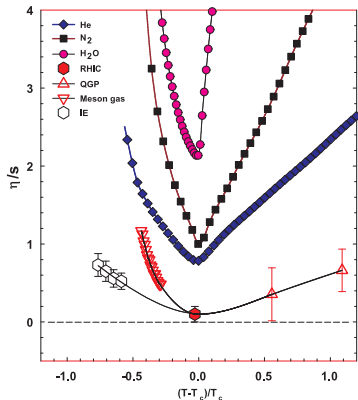
“String theory (AdS/CFT correspondence) finds  $\eta/s \sim 1/4\pi$  a strongly coupled conformal theory → hints at a lower bound of that order.”

## CAN WE MEASURE OR ESTIMATE TRANSPORT PROPERTY OF QGP ?

Initial geometry fluctuations

Transport  $\delta_\mu T^{\mu\nu} = 0$  ( $\eta/s(T)$ )

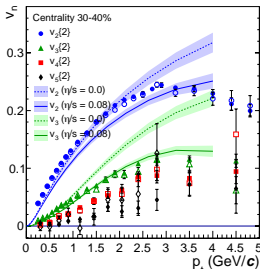
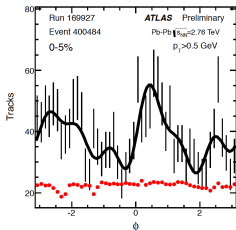
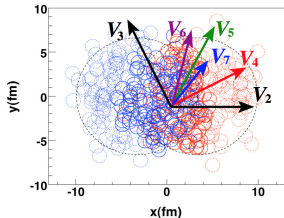
final-state particles



- He, N<sub>2</sub> and H<sub>2</sub>O : taken from L. P. Csernai, J. I. Kapusta, and L. D. McLerran, Phys.Rev.Lett. 97, 152303 (2006)
- $T < T_c$  : chiral perturbation theory with free cross sections, J.-W. Chen and E. Nakano, Phys.Lett.B647:371-375,2007
- $T > T_c$  and  $T_c \approx 170$  MeV : lattice QCD simulations, A. Nakamura and S. Sakai, Phys.Rev.Lett. 94, 072305(2005)

“It is argued that such a low value is indicative of thermodynamic trajectories for the decaying matter which lie close to the QCD critical end point.”, R. A. Lacey et al., Phys. Rev. Lett. 98, 092301 (2007).

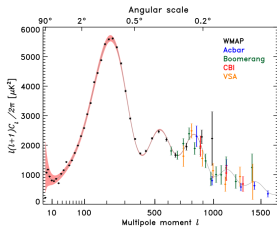

## HIGHER FLOW HARMONICS SEEN BY ALL EXPERIMENTS



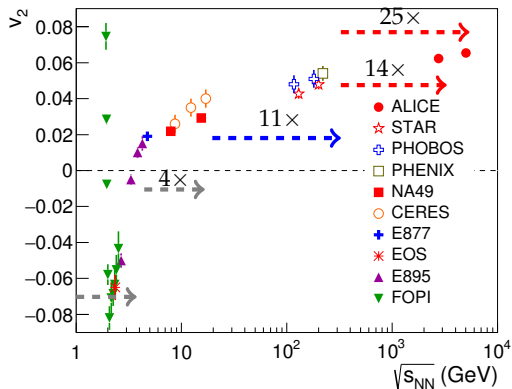
$$P(\varphi) \propto \frac{1}{2\pi} \sum_{n=-\infty}^{+\infty} V_n e^{-in\varphi}$$

$$V_n \equiv v_n \{ \psi_n \} e^{in(\psi_n - \phi)}$$

$$v_n \equiv v_n \{ \psi_n \} = \sqrt{\langle |V_n|^2 \rangle}$$



- Fourier and Real Taylor series are particular cases of complex Taylor series.
- Like measurements of early universe sound harmonics
- Sensitive to initial state geometry and properties of the expanding QGP (viscosity( $\eta/s$ ), equation of state)

$v_2$  vs  $\sqrt{s_{NN}}$ 

2015 LHC 5.02TeV CERN

2010 LHC 2.76TeV CERN

2000 RHIC 200GeV USA

90s SPS 17GeV CERN

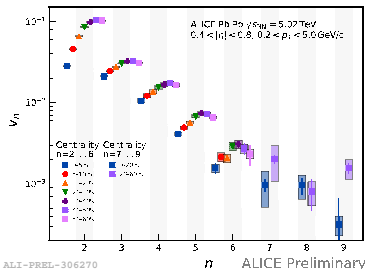
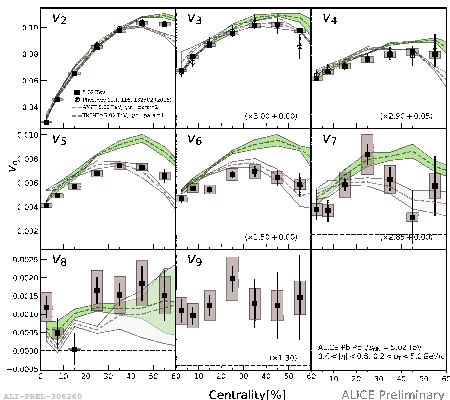
80s AGS 4GeV USA

- The results of 5.02TeV shown here are based on small statistics from a low intensity run.
- Many flow analyses with Run2 Pb-Pb data with the full statistics ( $\approx \times 100$  Minimum bias data).

**ALICE has measured the largest flow so far!!!**

HIGHER ORDER  $v_n$ 

Jasper Parkkila (Jyväskylä Univ.)



ALICE-PREL-306270

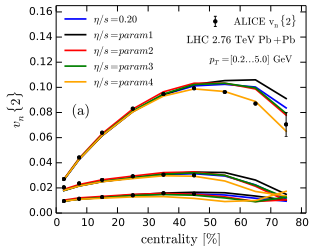
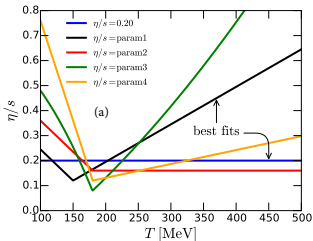
ALICE Preliminary

- better constraints on hydrodynamic models, i.e.  $\eta/s(T)$  and initial conditions.

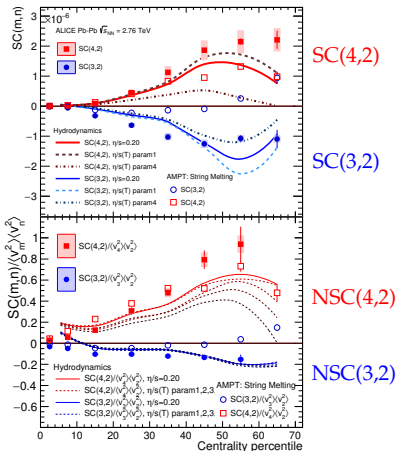
- Up to  $n=8$ , nonlinear hydrodynamic response ( $n > 3$ ) and searches for acoustic peak (E.Shuryak (arXiv:1710.03776), P. Sorensen et al (arXiv:1008.3381)).
- $v_n (n > 3)$  are quantified as nonlinear flow mode.

# CORRELATIONS OF $v_m$ AND $v_n$ , $SC(m,n) = \langle v_m^2 v_n^2 \rangle - \langle v_m^2 \rangle \langle v_n^2 \rangle$

$$NSC(m,n) = SC(m,n) / \langle v_m^2 \rangle \langle v_n^2 \rangle$$



ALICE Phys. Rev. Lett. 117, 182301 (2016)

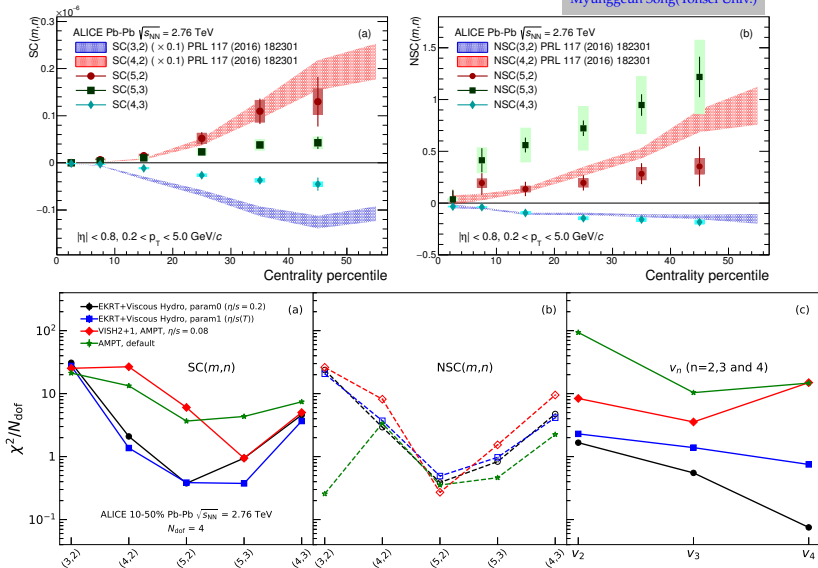


- Strong constraint on the  $\eta/s(T)$  in hydrodynamic models.

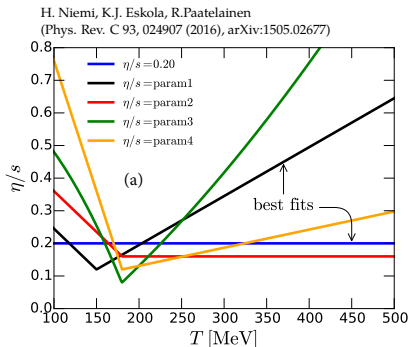


# STRONG CONSTRAINTS FOR $\eta/s(T)$ AND THE INITIAL CONDITIONS.

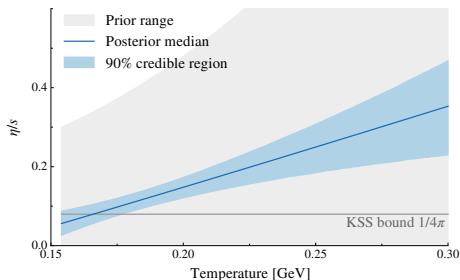
Myunggeun Song (Yonsei Univ.)



# IMPLICATIONS OF THE FLOW AND SPECTRA MEASUREMENTS



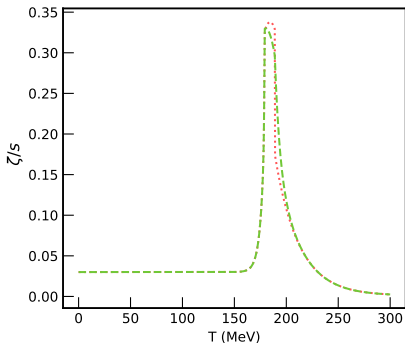
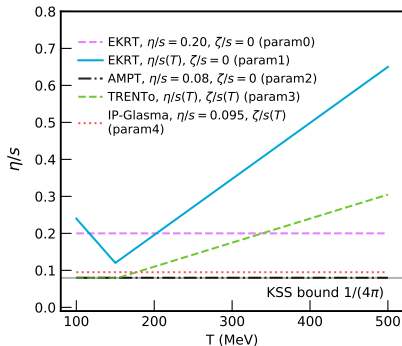
Steffen A. Bass et. al, Global Bayesian Analysis  
(Nucl.Phys. A967 (2017) 67-73 , arXiv:1704.07671)



- ALICE data on multiplicity, spectra and flow are key inputs to estimate the properties of the QGP, i.e Global Bayesian Analysis and other theory groups.
- Best fit seems to indicate  $\eta/s \approx 0.12$  around  $T_c \approx 150$  MeV, very close to  $1/4\pi (\approx 0.08)$  from string theory<sup>1</sup> (AdS/CFT correspondence).
- $\eta/s(T)$  can be constrained further, new observables (SC and flow modes) with  $v_n$  : separate the effects of  $\eta/s(T)$  from the initial conditions.

<sup>1</sup>D. T. Son et. al. Phys. Rev. Lett. 94 (2005) 111601

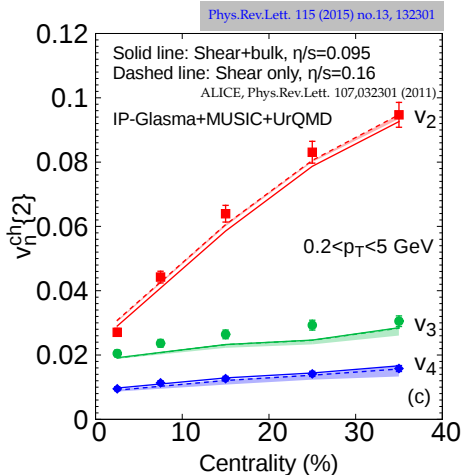
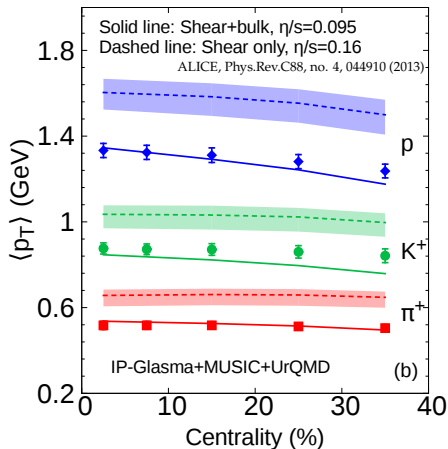
## HOWEVER...



$$T_{\mu\nu}^{\text{hyd}} = T_{\mu\nu}^{\text{ideal}} - \eta\sigma_{\mu\nu} - \zeta\Pi\Delta_{\mu\nu} + \Pi_{\mu\nu}^{(2)}$$

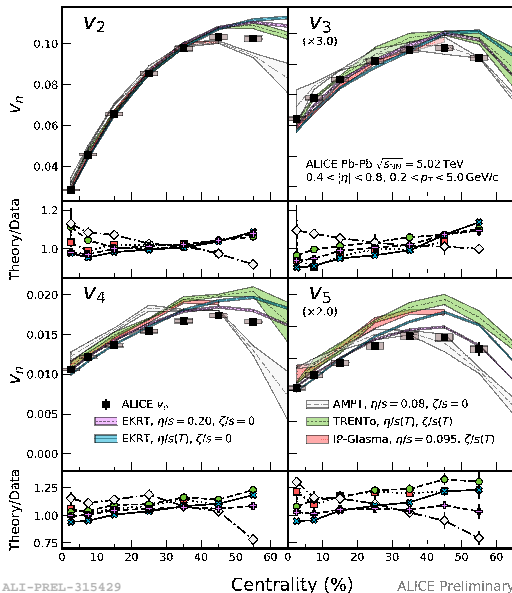
- Initial conditions ?
- There is also a contribution from  $\zeta/s(T)$ .
- Relative contributions from the initial conditions,  $\eta/s(T)$  and  $\zeta/s(T)$ ?

## EFFECTS OF BULK VISCOSITY



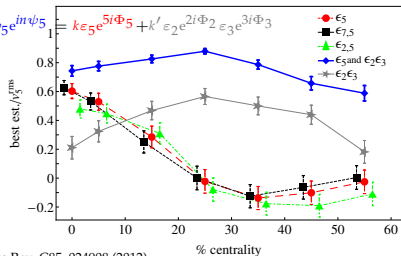
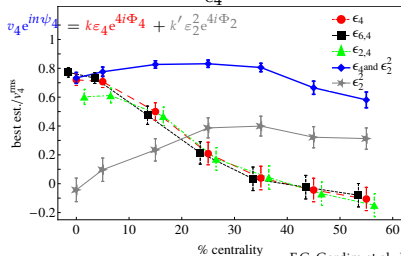
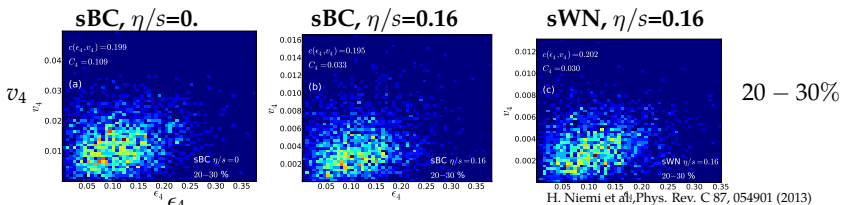
- There is also a contribution from  $\zeta/s(T)$  (S. Ryu, J. -F. Paquet, C. Shen, G.S. Denicol (McGill U.), B. Schenke (Brookhaven), S. Jeon, C. Gale (McGill U.)).
- Relative contributions from the initial conditions,  $\eta/s(T)$  and  $\zeta/s(T)$ ?

## HOWEVER MODEL PARAMETERS NEED TO BE BETTER CONSTRAINED



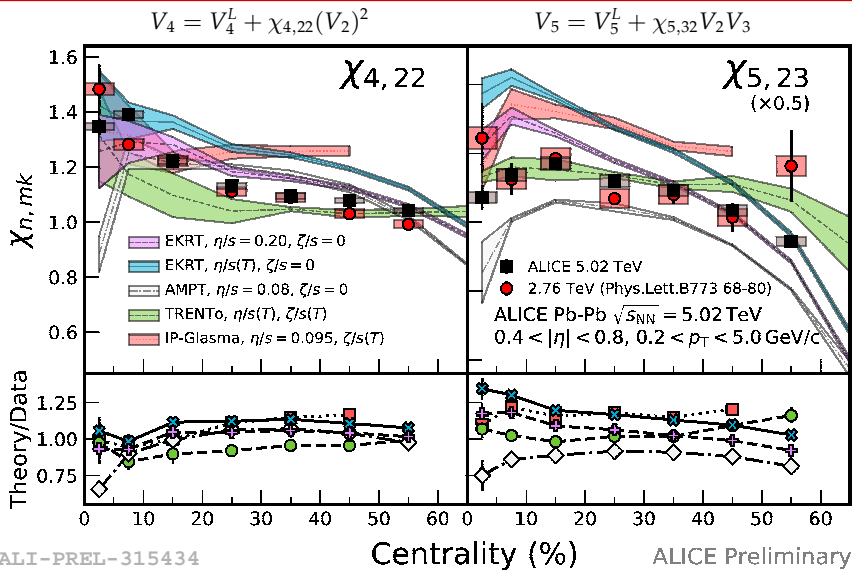
- Hydrodynamic calculations show the sensitivity to various parameters
- Theory/Data ratio gets larger for high harmonics.

# $v_n \propto \varepsilon_n$ FOR $n = 2, 3$ , NONLINEARITY FOR $n \geq 4$



The relative importance depends significantly on the properties of the medium.

- For increasing  $\eta/s$ , the linear response is more dominant and the relative weight of higher non-linear orders decreases.
- For a rather minimal value of  $\eta/s = 1/4\pi$ , larger contributions from non-linear corrections. D.Teaney, L Yan Phys.Rev. C86 (2012) 044908

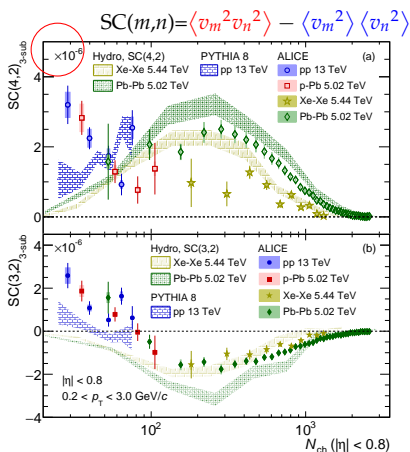
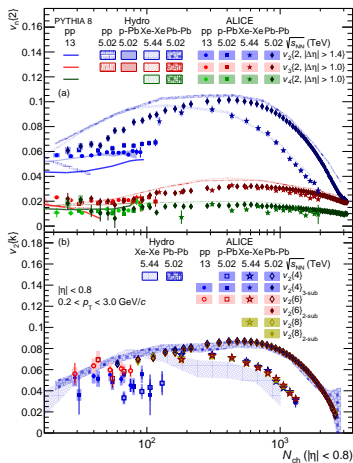
NONLINEAR RESPONSE OF HIGH ORDER HARMONICS ( $n > 3$ )

ALI-PREL-315434

- Clear separation of the model calculations

Jasper Parkilla (Jyväskylä Univ.)

# $v_n$ AND FLOW CORRELATIONS IN SMALL AND LARGE SYSTEMS



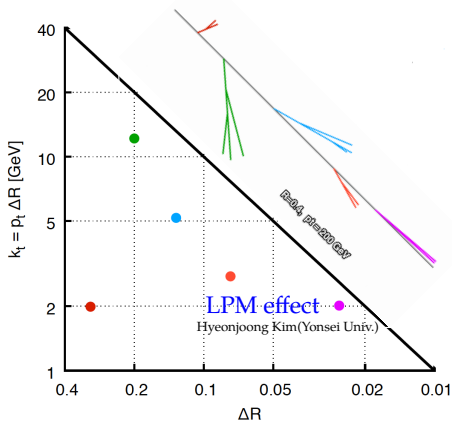
- Higher harmonics, mostly due to fluctuations in the initial geometry, show weak multiplicity dependence.
- The origin of the flow in small system, initial conditions, collectivity or non-flow?

- Extensive studies on Symmetric cumulant up to  $n=5$ .

- Phys. Rev. Lett. 117, 182301 (2016)(arXiv:1604.07663)
- Phys. Rev. C 97 (2018) 024906(arXiv:1709.01127)

- Measured now in small systems.



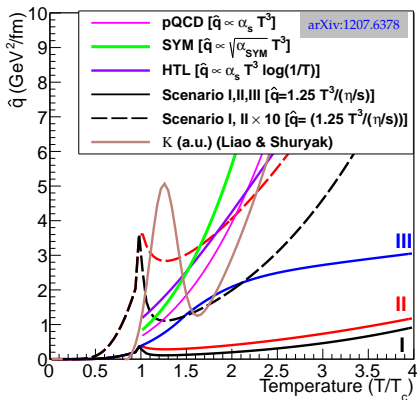
RELATING  $\eta/s$  AND JET QUENCHING( $\hat{q}$ )

Gavin P. Salam, Dreyer, Soyeur, GPS, in progress

$$\langle p_{\perp}^2 \rangle = \hat{q}L,$$

$$\Delta E \sim \alpha_s C_F \hat{q} L^2.$$

$$C_F = 3(\text{gluon}) \text{ and } 4/3(\text{quark})$$



- How do T or scale dependent features translate to final state ?
- An unambiguous determination of both sides of [the equation] from experimental data ? (Phys. Rev. Lett., 99:192301, 2007)

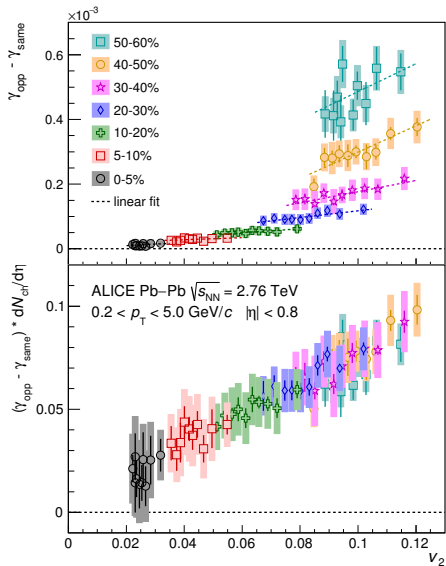
$$\frac{\eta}{s} \left\{ \begin{array}{l} \approx \\ \gg \end{array} \right\} 1.25 \frac{T^3}{\hat{q}} \quad \left\{ \begin{array}{l} \text{for weak coupling,} \\ \text{for strong coupling.} \end{array} \right.$$

## SUMMARY

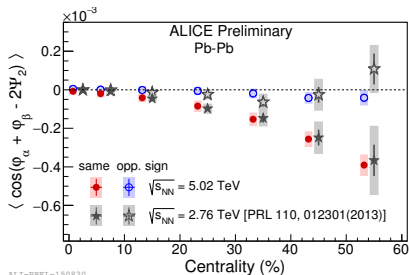
- Precision measurements on soft observables
  - Higher precision data on  $\langle dN_{\text{ch}}/d\eta \rangle$ , spectra and  $v_n$  become “Run”-ly routine.
  - $\langle v_m v_n \rangle$  correlations and the nonlinear response of  $v_n (n > 3)$  → Strong constraint on the  $\eta/s(T)$
  - IP-Glasma/EKRT/AMPT Initial Condition based hydrodynamic models are favored by the data.
  - $\zeta/s(T)$  should be better constrained with new observables.
- No one thought that Temperature dependence of the medium properties would be accessible with the experimental data.
- Significant pioneering contributions from Yonsei, Jyvaskyla and McGill (Thanks to the collaborative efforts).
- LHC is being prepared for the future.
  - Pb-Pb 2018 run goals were achieved.
  - Upgrade will be prepared during Long Shutdown 2 to fully exploit the higher rate and to improve the physics performance.
    - x 3 more precise tracking
    - x 100 statistics increase for Run3 and Run4



## EXTENSIVE CME SEARCHES

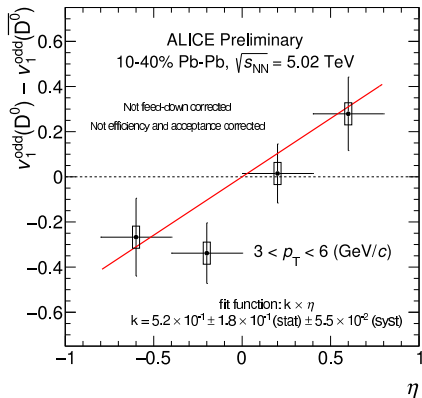


Phys. Lett. B 777 (2018) 151-162, arXiv:1709.04723

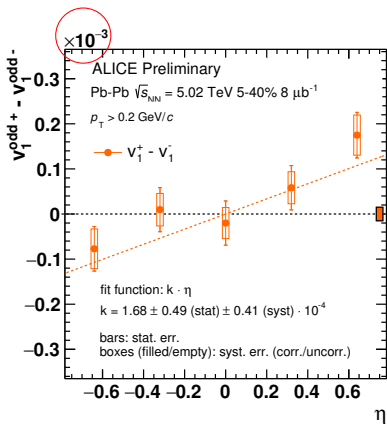


ALI-PREL-150830

- Estimated CME fraction based on linear dependence of backgrounds to elliptic flow, the upper limit 16-33%, at 95% confidence level.
- 5TeV results in QM18.
- CME analyses in various collisions system XeXe, 5TeV PbPb and pPb are ongoing.

HEAVY FLAVOR AND CHARGED PARTICLE  $v_1$ 

ALI-PREL-307073

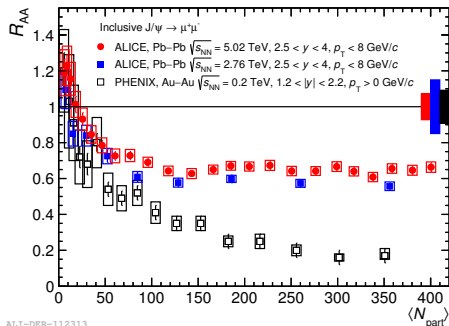


ALI-PREL-129689

- Charge dependent directed flow is sensitive to the EM fields in the early stages of the collision.
- First measurement on D meson, hint of positive slope with a significance of  $2.7\sigma$ (HP2018,talk).
- Similar trend observed for charged particles, but different magnitude.
- Large effect expected for heavy flavor due to the shorter formation time  $\approx$  the time scale when B is maximum (K. Das et. al, Phys.Lett. B768 (2017) 260-264)

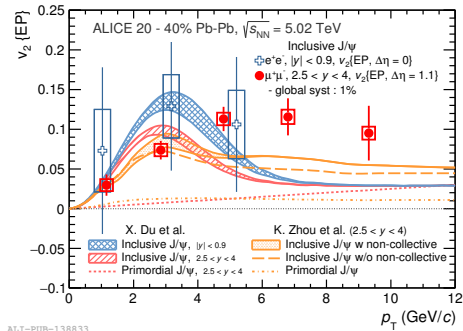
# J/ $\psi$ SUPPRESSION AND REGENERATION

Bound states of  $c\bar{c}$  and  $b\bar{b}$  can be Debye color screened in the QGP as one increases the temperature (melting)



ALI-DER-112313

ALICE, Phys.Lett. B766 (2017) 212-224

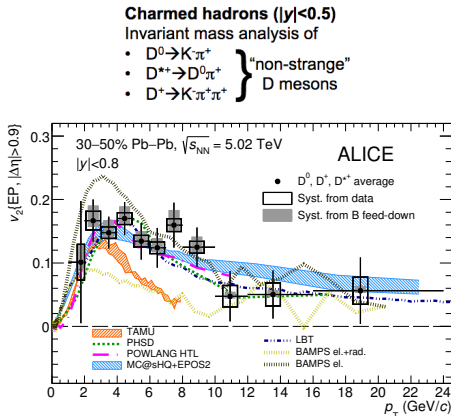
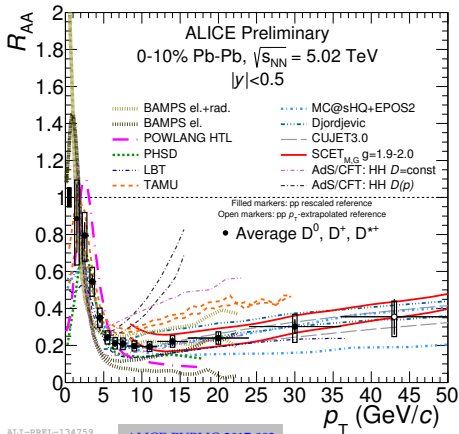


ALI-PUB-138833

ALICE, Phys. Rev. Lett. 119 (2017) 242301 arXiv:1709.05260

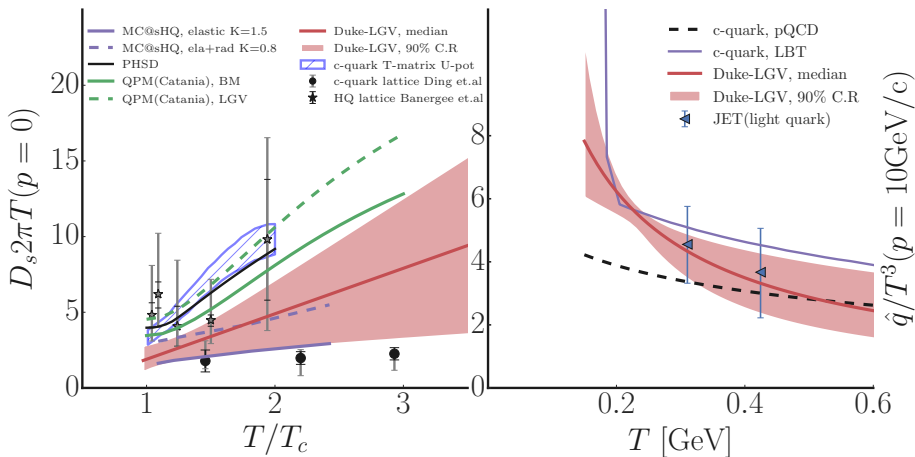
- Regeneration is more dominant in LHC energies.
- Regeneration gives rise a significant  $v_2$  while primordial  $J/\psi$  give minimal effect (high  $p_T$  not explained by models).
- -Precision run 2 data allow us to measure  $v_3$  and  $v_2$  in fine centrality bins, submitted to JHEP, arXiv:1811.12727.
- $J/\psi$   $v_2$  in p-Pb, ALICE, Phys. Lett. B 780 (2018) 7-20 arXiv:1709.06807.

# SIMULTANEOUS FIT OF $R_{AA}$ AND $v_2$ FOR D-MESONS : CONSTRAINING MODELS



- Strong suppression of high  $p_T$  D-meson production in central Pb-Pb collisions.
- Similar for 2.76 TeV and 5 TeV.
- Challenging models with simultaneous fit of  $R_{AA}$  and  $v_2$ .
- Run1 2.76 TeV data were used for a Bayesian model-to-data analysis.

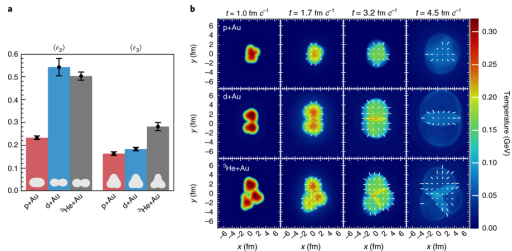
## GLOBAL ANALYSIS AND UNCERTAINTY IN THEORY, UTILIZING HEAVY FLAVOR DATA



M. Nahrgang, S. A. Bass et. al., Phys. Rev. C 97, 014907 (2018)(arXiv:1710.00807)



## SMALL SYSTEM FLOW AT RHIC



- $n=2$  and 3
- Creation of quark gluon plasma droplets with three distinct geometries?

- Hydro works better than MSTV.
- It doesn't mean that MSTV is wrong, need initial conditions(MSTV) + final state effects as same as larger systems.
- The relative contributions matter, initial state dominant in smaller system than larger systems.

Nature Physics vol 15, 214-220(2019)

