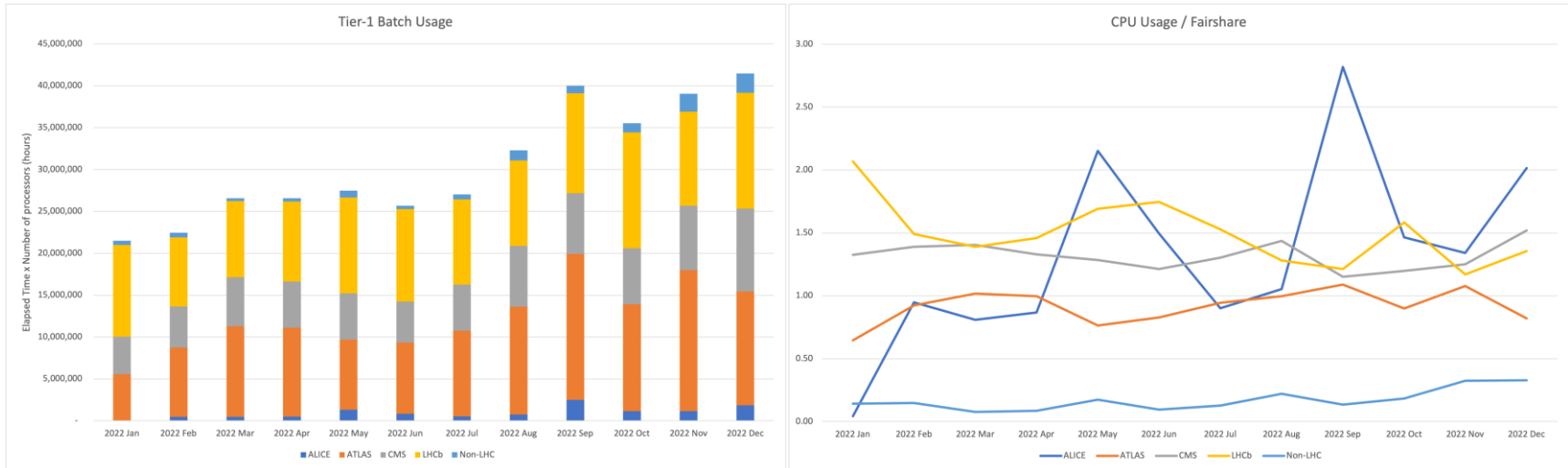


# Experiment Resource Usage 2022 Q4

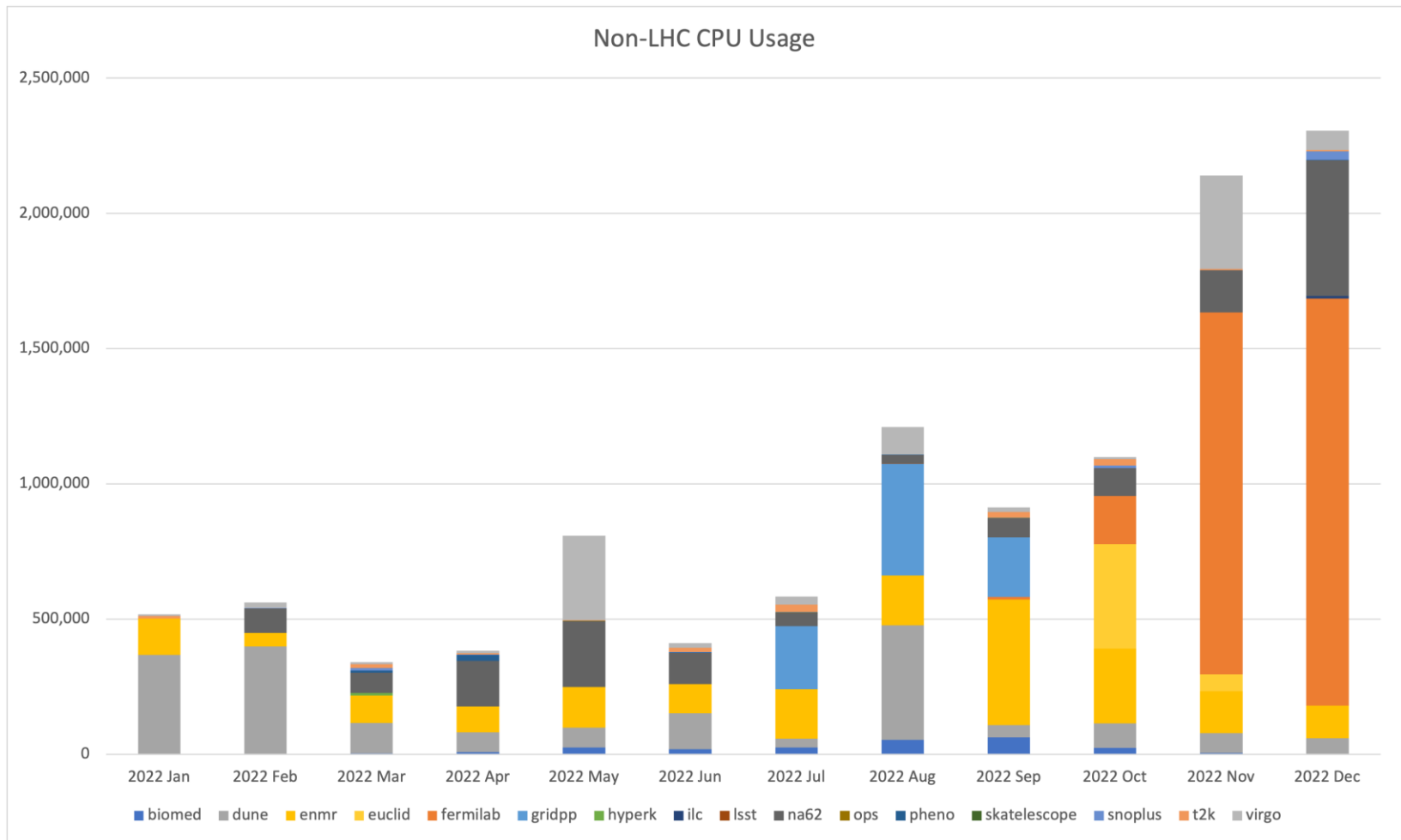
# CPU usage



	2022 Jan	2022 Feb	2022 Mar	2022 Apr	2022 May	2022 Jun	2022 Jul	2022 Aug	2022 Sep	2022 Oct	2022 Nov	2022 Dec
ALICE	20,384	470,775	475,125	508,616	1,306,835	847,543	537,957	751,436	2,492,315	1,149,485	1,156,058	1,846,612
ATLAS	5,555,291	8,291,809	10,819,888	10,595,218	8,382,842	8,494,204	10,209,689	12,862,164	17,432,041	12,781,651	16,837,853	13,607,899
CMS	4,477,596	4,895,996	5,856,050	5,542,688	5,535,987	4,889,481	5,529,832	7,283,400	7,236,257	6,677,228	7,667,243	9,887,457
LHCb	10,938,509	8,233,643	9,076,404	9,536,431	11,433,841	11,034,076	10,167,051	10,173,143	11,937,854	13,827,872	11,243,776	13,828,134
Non-LHC	517,007	561,296	341,042	382,945	808,889	411,148	582,603	1,209,365	913,505	1,098,670	2,140,517	2,305,060
Total	21,508,787	22,453,520	26,568,509	26,565,898	27,468,394	25,676,451	27,027,132	32,279,508	40,011,972	35,534,905	39,045,447	41,475,162

- Mistake in last quarters non-LHC accounting corrected.

# Non-LHC CPU Usage

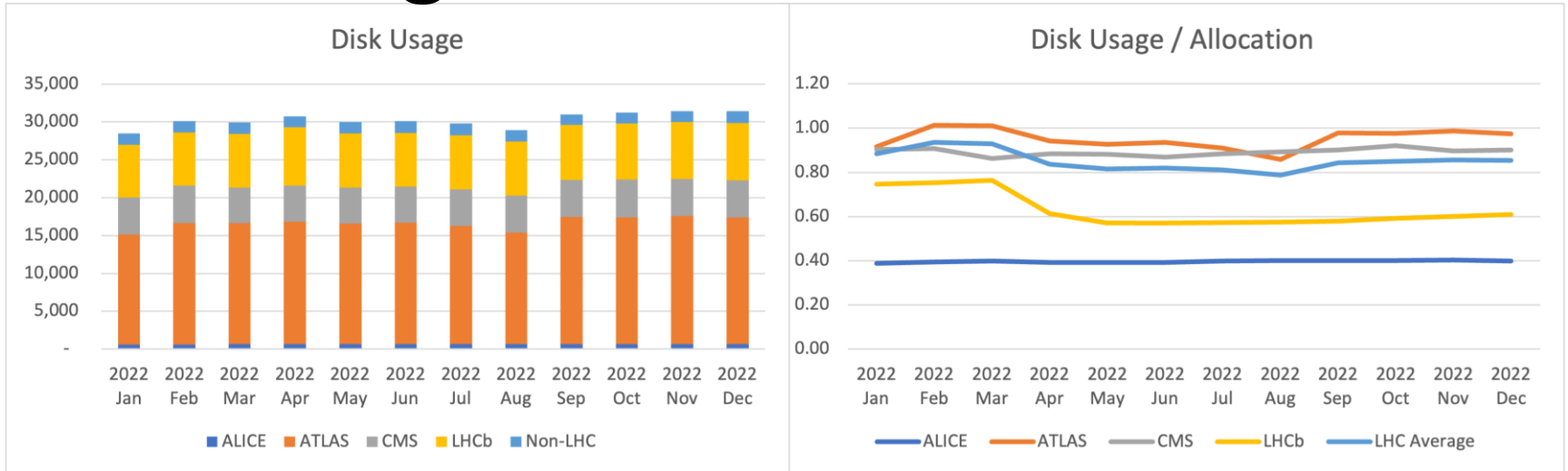


# Non-LHC CPU Usage (2)

	2022 Jan	2022 Feb	2022 Mar	2022 Apr	2022 May	2022 Jun	2022 Jul	2022 Aug	2022 Sep	2022 Oct	2022 Nov	2022 Dec
dune	365,987	397,738	111,597	73,039	73,170	133,094	32,827	422,509	44,928	90,986	73,230	58,158
enmr	133,613	49,858	102,320	95,345	150,096	108,751	183,780	185,394	463,273	276,764	155,228	121,425
euclid										386,230	61,317	20
fermilab							-	-	9,329	177,164	1,339,019	1,504,720
gridpp	10	11	15	15	17	6	232,172	412,391	220,782	105	17	11
hyperk	5	207	9658	0	-	0	-	-	-			
ilc	169	16	123	4	34	-	-	-	-		83	8,810
lsst	32	28	37	20	54	14	617	1,402	38	67	29	19
na62	208	89,788	74,060	168,586	243,996	115,583	50,246	30,739	71,130	103,783	155,409	502,590
ops	158	175	275	189	424	171	235	234	263	352	383	380
pheno	10	77	7,999	22,707	297	812	664	1,214	18	41	13	7
skatelescope	0	0	0	-	-	-	-	-	-			
snoplus	7	1,674	9,741	466	120	1,504	736	1,079	1,766	8,634	20	32,502
t2k	8,240	0	13,434	5,259	1,207	14,996	27,662	114	20,733	23,444	4,707	3,816
virgo	6,233	20,138	7,852	9,087	313,649	17,694	28,708	100,389	17,662	7,407	345,716	71,719

- Fermilab VO added in September 2022
- Euclid started using Tier-1 in October 2022

# Disk usage

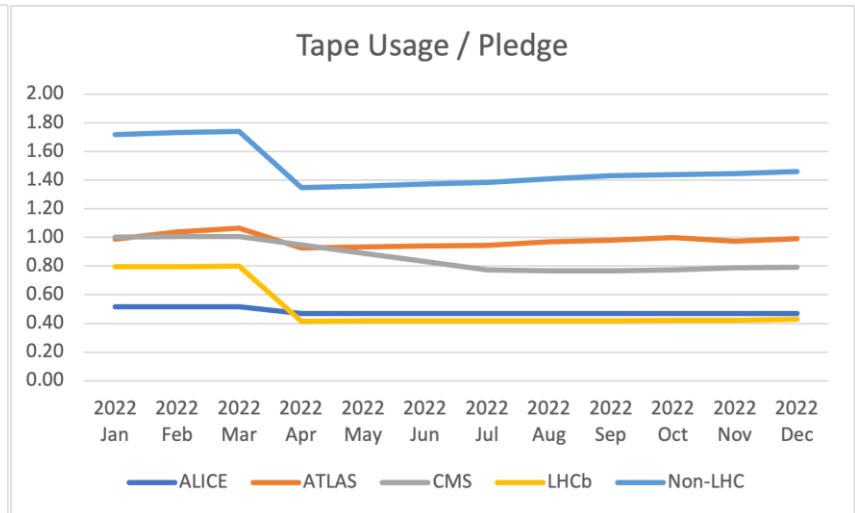
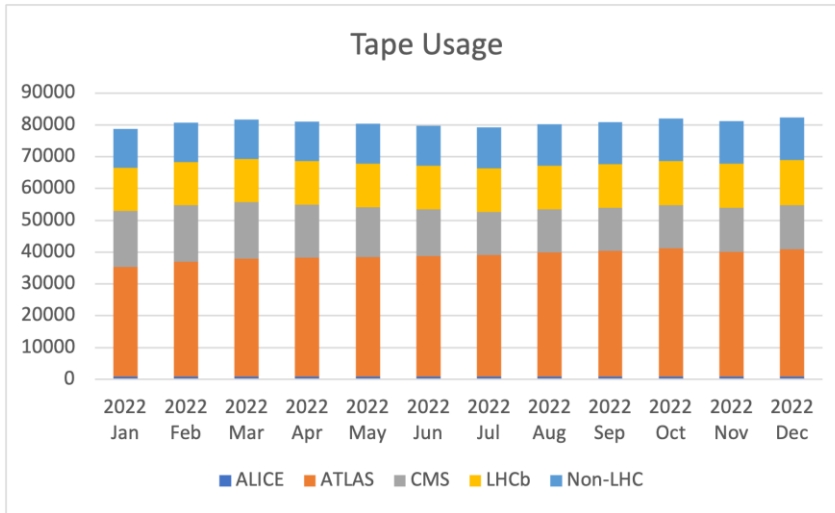


Usage	2022 Jan	2022 Feb	2022 Mar	2022 Apr	2022 May	2022 Jun	2022 Jul	2022 Aug	2022 Sep	2022 Oct	2022 Nov	2022 Dec
ALICE	622	632	638	645	645	647	656	659	658	660	662	657
ATLAS	14,518	16,045	16,000	16,167	15,913	16,080	15,631	14,732	16,804	16,757	16,941	16,744
CMS	4,918	4,936	4,698	4,809	4,802	4,726	4,812	4,860	4,903	5,011	4,878	4,906
LHCb	6,956	7,018	7,116	7,654	7,108	7,122	7,147	7,180	7,234	7,387	7,492	7,588
Non-LHC	1,468	1,491	1,453	1,463	1,505	1,526	1,535	1,499	1,373	1,419	1,450	1,508
Total	28482	30122	29905	30738	29973	30101	29781	28930	30972	31234	31423	31403

- Recently (Feb 23) identified and solved a performance issue introduced in XrootD 5.5 upgrade preventing ALICE from increasing usage.



# Tape usage



Usage	2022 Jan	2022 Feb	2022 Mar	2022 Apr	2022 May	2022 Jun	2022 Jul	2022 Aug	2022 Sep	2022 Oct	2022 Nov	2022 Dec
ALICE	882	882	882	882	882	882	882	882	882	882	882	882
ATLAS	34412	36081	37054	37321	37587	37854	38120	39,050	39450	40290	39160	39940
CMS	17678	17708	17729	16704	15680	14655	13630	13470	13520	13620	13860	13970
LHCb	13597	13618	13630	13650	13670	13690	13710	13760	13750	13800	13840	14090
Non-LHC	12214	12327	12375	12482	12589	12695	12820	13033	13258	13323	13392	13520
Total	78783	80616	81670	81039	80407	79776	79162	80195	80860	81915	81134	82402

- Manual accounting for Antares currently.

