

Modern programming languages for HEP

Sébastien Ponce

sebastien.ponce@cern.ch

CERN

Thematic CERN School of Computing 2023

Goal of this course

- Make a tour of latest improvements in HEP programming languages
 - C++ and python
- Understand
 - the use cases of each language
 - the evolution of C++
 - how this impacts performances
- Make a quick tour of python 3 changes
 - and help migrating

Outline

- 1 Why python and C++
 - Pros and Cons of each language
 - Respective usecases
- 2 C++ getting usable
 - Language “simplifications”
 - Making bad code harder to write
- 3 Performant C++
 - New performance related features
 - Templates
 - Avoiding virtuality when possible
- 4 Migrating from Python 2 to python 3
 - Tour of python 3 changes
 - How to support both versions
 - How to migrate
- 5 Conclusion

Why python and C++

- 1 Why python and C++
 - Pros and Cons of each language
 - Respective usecases
- 2 C++ getting usable
- 3 Performant C++
- 4 Migrating from Python 2 to python 3
- 5 Conclusion

Why python and C++

- 1 Why python and C++
 - Pros and Cons of each language
 - Respective usecases
- 2 C++ getting usable
- 3 Performant C++
- 4 Migrating from Python 2 to python 3
- 5 Conclusion

C++ pros and cons

Adapted to large projects

- strongly typed, object oriented
- widely used (and taught) with many available libraries

C++ pros and cons

Adapted to large projects

- strongly typed, object oriented
- widely used (and taught) with many available libraries

Fast

- compiled (unlike Java or C#)
- allows to go close to hardware when needed

C++ pros and cons

Adapted to large projects

- strongly typed, object oriented
- widely used (and taught) with many available libraries

Fast

- compiled (unlike Java or C#)
- allows to go close to hardware when needed

What we get

- the most powerful language
- the most complicated one
- the most error prone ?

python pros and cons

Adapted to large projects

- multi-paradigm language (object oriented, functional ...)
- widely used (and taught) with many available libraries

python pros and cons

Adapted to large projects

- multi-paradigm language (object oriented, functional ...)
- widely used (and taught) with many available libraries

Easy to use and ubiquitous

- interpreted, supported on all platforms
- versatile : usages from ML to web dev or numeric code
- smooth learning curve, integrated with online tools (SWAN)
- compatible with C++, critical code can be written in C++ in the back

python pros and cons

Adapted to large projects

- multi-paradigm language (object oriented, functional ...)
- widely used (and taught) with many available libraries

Easy to use and ubiquitous

- interpreted, supported on all platforms
- versatile : usages from ML to web dev or numeric code
- smooth learning curve, integrated with online tools (SWAN)
- compatible with C++, critical code can be written in C++ in the back

The price to pay

- not suitable for performance
- error prone (no strong typing)

Evolving languages

C++ got 4 major releases in 10 years

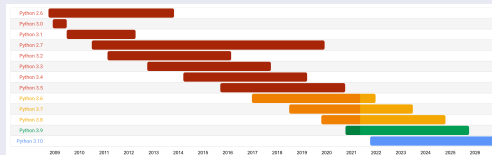
- one every 3 years
- major changes and improvements
- almost a new language

C++ standards

Year	C++ Standard	Informal name
1998	ISO/IEC 14882:1998 ^[29]	C++98
2003	ISO/IEC 14882:2003 ^[30]	C++03
2011	ISO/IEC 14882:2011 ^[31]	C++11, C++0x
2014	ISO/IEC 14882:2014 ^[32]	C++14, C++1y
2017	ISO/IEC 14882:2017 ^[33]	C++17, C++1z
2020	ISO/IEC 14882:2020 ^[12]	C++20, C++2a

python went to version 3

- major, backward incompatible changes
- initial release in 2008
- latest release 3.11
- widely adopted only after 2015



Why python and C++

- 1 Why python and C++
 - Pros and Cons of each language
 - Respective usecases
- 2 C++ getting usable
- 3 Performant C++
- 4 Migrating from Python 2 to python 3
- 5 Conclusion

A language for each task

C++

- The definite winner for performance critical code
- Also to be used for large, complex frameworks

python

- The definite winner for configuration
- Also to be used for “glue code”
- In general end-user facing code

C++ getting usable

- 1 Why python and C++
- 2 C++ getting usable
 - Language “simplifications”
 - Making bad code harder to write
- 3 Performant C++
- 4 Migrating from Python 2 to python 3
- 5 Conclusion

C++ getting usable

- 1 Why python and C++
- 2 C++ getting usable
 - Language “simplifications”
 - Making bad code harder to write
- 3 Performant C++
- 4 Migrating from Python 2 to python 3
- 5 Conclusion

C++ is becoming “simpler”

With the C++ conception of “simpler”

- new and much nicer ways to write code
- backward compatibility insured
 - so the language is overall (much) more complex

Most noticable features

- range based loops
- auto keyword
- lambdas
- ranges
- `<=>`

Range based loops

Reason of being

- simplifies loops tremendously
- especially with STL containers

Syntax

```
for ( type iteration_variable : container ) {  
    // body using iteration_variable  
}
```

Example code

```
std::vector<int> v{1,2,3,4};  
int prod = 1;  
for (int a : v) { prod *= a; } // pls use std::accumulate
```

Auto keyword

Reason of being

- many type declarations are redundant
- and lead to compiler error if you mess up

```
std::vector<int> v;  
int a = v[3];  
int b = v.size(); // bug ? unsigned to signed
```

Auto keyword

Reason of being

- many type declarations are redundant
- and lead to compiler error if you mess up

```
std::vector<int> v;  
int a = v[3];  
int b = v.size(); // bug ? unsigned to signed
```

Practical usage

```
std::vector<int> v;  
auto a = v[3];  
auto b = v.size();  
int sum{0};  
for (auto n : v) { sum += n; }
```

Lambdas

Definition

a lambda is a function with no name

Syntax

[captures] (args) -> type { code; }

The type specification is optional

Usage example

```
int sum = 0, offset = 1;
std::vector<int> data{1,9,3,8,3,7,4,6,5};
for_each(begin(data), end(data),
         [&sum, offset](int x) {
             sum += x + offset;
         });
```

Ranges (C++20)

Reason of being

- provide easy manipulation of sets of data via views
- simplify the horrible iterator syntax

Syntax

Based on Unix like pipes, and used in range based loops

Example code - godbolt

```

std::vector<int> numbers{...};
auto results =
    numbers | filter([](int n){ return n % 2 == 0; })
           | transform([](int n){ return n * 2; });
for (auto v: results) std::cout << v << " ";
  
```

So far essentially syntactic sugar

Range based loops

```
for (int a : v) { sum *= a; }
```

Translate to iterators

```
for (auto it = begin(v); it != end(v); it++) {  
    sum *= *it;  
}
```

So far essentially syntactic sugar

Lambdas

```
[&sum, offset](int x) { sum += x + offset; }
```

Are just functors

```
struct MyFunc {  
    int& m_sum;  
    int m_offset;  
    MyFunc(int& s, int o) : m_sum(s), m_offset(o) {}  
    void operator(int x) { m_sum += x + m_offset; }  
};  
MyFunc(sum, offset)
```

By the way, as lambdas are functors, they can inherit from each other !
And this can be super useful.

C++ getting usable

- 1 Why python and C++
- 2 C++ getting usable
 - Language “simplifications”
 - Making bad code harder to write
- 3 Performant C++
- 4 Migrating from Python 2 to python 3
- 5 Conclusion

What makes C++ hard ?

The many pitfalls you can fall in

- ugly C syntax, inherited
- pointers, memory management
- thread safety issues
- and locking
- horrible metaprogramming
- lack of modularity

All this has been corrected

Each pitfall is being “solved”

- ugly C syntax → enum class, std::variant, std::any
- pointers, memory management → “smart” pointers
- thread safety issues → constness
- dead locks → “smart” locks
- horrible metaprogramming → concepts
- bad code modularity → modules

Notes :

- constness is covered in next talk
- I won't cover concepts and modules
 - we would need (much) more time

enum class, aka scoped enum

Same syntax as enum, with scope

```
enum class VehicleType { Bus, Car };  
VehicleType t = VehicleType::Car;
```

enum class, aka scoped enum

Same syntax as enum, with scope

```
enum class VehicleType { Bus, Car };
VehicleType t = VehicleType::Car;
```

Only advantages over enums

- scoping avoids name clashes
- strong typing, no automatic conversion to int

```
enum VType { Bus, Car }; enum Color { Red, Blue };
VType t = Bus;
if (t == Red) { // We do enter ! }
int a = 5 * Car; // Ok, a = 5
```

```
enum class VT { Bus, Car }; enum class Col { Red, Blue };
VT t = VT::Bus;
if (t == Col::Red) { // Compiler error }
int a = t * 5; // Compiler error
```

std::variant, std::any

Purpose

- type safe union and “void*”
- with visitor pattern

std::variant, std::any

Purpose

- type safe union and “void*”
- with visitor pattern

Example code - godbolt

```
using Message = std::variant<int, std::string>;
Message createMessage(bool error) {
    if (error) return "Error"; else return 42;
}
int i = std::get<int>(createMessage(false));
struct Visitor {
    void operator()(int n) const {
        std::cout << "Int " << n << std::endl;
    }
    void operator()(const std::string &s) const {
        std::cout << "String \"" << s << "\"" << std::endl;
    }
};
std::visit(Visitor{}, createMessage(true));
```

std::variant, std::any

Or you use lambdas and their inheritance - godbolt

```
template <class ... P> struct Combine : P... {
    using P::operator()...;
};

template <class ... F> Combine<F...> combine(F... fs) {
    return { fs ... };
}

using Message = std::variant<int, std::string>;
Message createMessage(bool error) {
    if (error) return "Error"; else return 42;
}

auto f = combine(
    [](int n) { std::cout << "Int " << n << std::endl; },
    [](string const &s) {
        std::cout << "String \"" << s << "\"" << std::endl;
    });

std::visit(f, createMessage(true));
```


Pointer management : RAI

Resource Acquisition Is Initialization

Practically

Use object semantic to acquire/release resources (e.g. memory)

- wrap the resource inside an object (e.g. a smart pointer)
- acquire resource via object constructor (call to new)
- release resource in destructor (call to delete)
- create this object on the stack so that it is automatically destructed when leaving the scope, including in case of exception

RAII in practice

File class

```

class File {
public:
    File(const char* filename) :
        m_file_handle(std::fopen(filename, "w+")) {
        if (m_file_handle == NULL) { throw ... }
    }
    ~File() { std::fclose(m_file_handle); }
    }
private:
    FILE* m_file_handle;
};

void foo() {
    // file opening, aka resource acquisition
    File logfile("logfile.txt") ;
    ...
    // file is automatically closed by the call to
    // its destructor, even in case of exception !
}
  
```

std::unique_ptr

an RAI pointer

- wraps a regular pointer
- has move only semantic
 - the pointer is only owned once
- in <memory> header

std::unique_ptr

an RAII pointer

- wraps a regular pointer
- has move only semantic
 - the pointer is only owned once
- in <memory> header

Usage

```

void f(std::unique_ptr<Foo> ptr) {}
{
    auto uptr = make_unique<Foo>(); // calling constructor
    std::cout << uptr->someMember << std::endl;
    std::cout << "Points to : " << uptr.get() << std::endl;
    f(std::move(uptr)); // transfer of ownership
    // memory is deallocated when f exits
}
  
```

std::shared_ptr

shared_ptr : a reference counting pointers

- wraps a regular pointer like unique_ptr
- has move and copy semantic
- uses internally reference counting
 - "Would the last person out, please turn off the lights ?"
- is thread safe, thus the reference counting is costly

make_shared : creates a shared_ptr

```

{
  auto sp = std::make_shared<Foo>(); // #ref = 1
  vector.push_back(sp);               // #ref = 2
  set.insert(sp);                     // #ref = 3
} // #ref 2
  
```

Modern C++ and pointers

Main rules

- use references rather than pointers
- no more calls to `new` or `delete`
 - only `make_unique`
 - exceptionally `make_shared`

```
void f(Foo const& arg);
auto p = std::make_unique<Foo>();
f(*p);
```

Consequences

- Forget seg faults due to null pointers
- Forget memory leaks

RAII applied to locking

Wrappers around `std::mutex`

`std::scoped_lock` for any number of locks

`std::lock_guard` for a single regular lock

- lock taken on construction
- released on destruction
- `scoped_lock` includes deadlock management

`std::unique_lock` same as `lock_guard` and can be released/relocked

Practically

```
int a = 0;
std::mutex m;
void inc() {
    std::scoped_lock guard{m};
    a++;
}; // Horribly inefficient code !!!
```

Performant C++

- 1 Why python and C++
- 2 C++ getting usable
- 3 **Performant C++**
 - New performance related features
 - Templates
 - Avoiding virtuality when possible
- 4 Migrating from Python 2 to python 3
- 5 Conclusion

Performant C++

- 1 Why python and C++
- 2 C++ getting usable
- 3 **Performant C++**
 - New performance related features
 - Templates
 - Avoiding virtuality when possible
- 4 Migrating from Python 2 to python 3
- 5 Conclusion

Features related to performance

Main improvements in C⁺⁺11 and later

- noexcept
- around memory allocation
 - reserve, emplace, ... See next talk
- move semantic and copy elision
- templating and variadic templating

C++ exception support

After a lot of thinking and experiencing, the conclusions of the community on exception handling are :

- Never write an exception specification
- Except possibly an empty one

C++ exception support

After a lot of thinking and experiencing, the conclusions of the community on exception handling are :

- Never write an exception specification
- Except possibly an empty one

one of the reasons : performance

- does not allow compiler optimizations
- on the contrary forces extra checks

C++ exception support

After a lot of thinking and experiencing, the conclusions of the community on exception handling are :

- Never write an exception specification
- Except possibly an empty one

one of the reasons : performance

- does not allow compiler optimizations
- on the contrary forces extra checks

Introducing noexcept

```
int f() noexcept;
```

- somehow equivalent to throw()
- meaning no exception can go out of the function
- but is checked at compile time
- thus allowing compiler optimizations

Impact on generated code - exceptions

```
struct MyExcept{};
int f(int a); // may throw

int foo() {
    try {
        int a = 23;
        return f(a) + f(-a);
    } catch (MyExcept& e) {
        return 0;
    }
}
```

Generated code
(godbolt , gcc13, -O3)

```
1  foo():
2      push    rbx
3      mov     edi, 23
4      call   f(int)
5      mov     edi, -23
6      mov     ebx, eax
7      call   f(int)
8      add     eax, ebx
9
10     .L1:
11     pop     rbx
12     ret
13     mov     rdi, rax
14     mov     rax, rdx
15     jmp     .L2
16     foo() [clone .cold]:
17     .L2:
18     sub     rax, 1
19     jne     .L8
20     call    __cxa_begin_catch
21     call    __cxa_end_catch
22     xor     eax, eax
23     jmp     .L1
24     .L8:
25     call    _Unwind_Resume
```

Impact on generated code - noexcept

```
struct MyExcept{};
int f(int a) noexcept;

int foo() {
    try {
        int a = 23;
        return f(a) + f(-a);
    } catch (MyExcept& e) {
        return 0;
    }
}
```

Generated code
([godbolt](#) , gcc13, -O3)

```
1  foo():
2      push    rbx
3      mov     edi, 23
4      call    f(int)
5      mov     edi, -23
6      mov     ebx, eax
7      call    f(int)
8      add     eax, ebx
9      pop     rbx
10     ret
```

Move semantics

The idea

- a new type of reference : rvalue references
 - used for “moving” objects
 - denoted by &&
- 2 new members in every class, with move semantic :
 - a **move constructor** similar to copy constructor
 - a **move assignment operator** similar to assignment operator (now called copy assignment operator)
 - used when original object can be reused

Move semantics

The idea

- a new type of reference : rvalue references
 - used for “moving” objects
 - denoted by &&
- 2 new members in every class, with move semantic :
 - a **move constructor** similar to copy constructor
 - a **move assignment operator** similar to assignment operator (now called copy assignment operator)
 - used when original object can be reused

Practically

```
T(const T& other); // copy construction
T(T&& other); // move construction
T& operator=(const T& other); // copy assignment
T& operator=(T&& other); // move assignment
```

Move semantics

A few important points concerning move semantic

- the whole STL can understand the move semantic
- move assignment operator is allowed to destroy source
 - so do not reuse source afterward
- if not implemented, move falls back to copy version
- move is called by the compiler whenever possible
 - e.g. when passing temporary

Move semantics

A few important points concerning move semantic

- the whole STL can understand the move semantic
- move assignment operator is allowed to destroy source
 - so do not reuse source afterward
- if not implemented, move falls back to copy version
- move is called by the compiler whenever possible
 - e.g. when passing temporary

Practically

```

T a;
T b = a;           // 1. Copy assign
T c = T(2);        // 2. Move assign
T d = func();      // 3. Move assign
  
```

Move semantics gains

Essentially targetting containers or fat classes

- “moving” the content of a vector avoids copying
- only copies the underlying pointer to the data
- and is thus essentially as efficient as copying an integer !

Move semantics gains

Essentially targetting containers or fat classes

- “moving” the content of a vector avoids copying
- only copies the underlying pointer to the data
- and is thus essentially as efficient as copying an integer !

Zero gain for plain structs

- all members still have to be “copied”
- move can only help if a member “points” to some other data

Transform

float x,y,z; float rot[9];

TransVec

Transform* trs;

```
Transform( Transform&& o ) :
    x(o.x), y(o.y), z(o.z),
    rot(o.rot) {}
```

```
TransVec( TransVec&& o ) :
    trs(o.trs) { o.trs = nullptr; }
```

Guaranteed copy elision

What is copy elision

```

struct Foo { ... };

Foo f() {
    return Foo();
}

int main() {
    // compiler was authorised to elude the copy
    Foo foo = f();
}
  
```

From C++17 on

The elision is guaranteed.

- superseeds move semantic in some cases
- so do not hesitate anymore to return plain objects in generators
 - and ban pointers for good

Performant C++

- 1 Why python and C++
- 2 C++ getting usable
- 3 **Performant C++**
 - New performance related features
 - **Templates**
 - Avoiding virtuality when possible
- 4 Migrating from Python 2 to python 3
- 5 Conclusion

Templates

Concept

- The C++ way to write reusable code
 - aka macros on steroids
- Applicable to functions and objects

```

template<typename T>
const T & max(const T &A, const T &B) {
    return A > B ? A : B;
}
  
```

```

template<typename T>
struct Vector {
    int m_len;
    T* m_data;
};
  
```


Templates

Warning

These are really like macros

- they need to be defined before used
 - so all templated code has to be in headers
- they are compiled n times
- and thus each version is optimized individually !

```
template<typename T>
T func(T a) {
    return a;
}
```

func(3)

```
int func(int a) {
    return a;
}
```

func(5.2)

```
double func(double a) {
    return a;
}
```

Templates

Specialization

templates can be specialized for given values of their parameter

```
template<typename F, unsigned int N> struct Polygon {
    Polygon(F radius) : m_radius(radius) {}
    F perimeter() {return 2*N*sin(PI/N)*m_radius;}
    F m_radius;
};
```

```
template<typename F>
struct Polygon<F, 6> {
    Polygon(F radius) : m_radius(radius) {}
    F perimeter() {return 6*m_radius;}
    F m_radius;
};
```

The Standard Template Library

What it is

- A library of standard templates
- Everything you need, or ever dreamed of
 - strings, containers, iterators
 - algorithms, functions, sorters
 - functors, allocators
 - ...
- Portable
- Reusable
- Efficient

The Standard Template Library

What it is

- A library of standard templates
- Everything you need, or ever dreamed of
 - strings, containers, iterators
 - algorithms, functions, sorters
 - functors, allocators
 - ...
- Portable
- Reusable
- Efficient

Just use it

and adapt it to your needs, thanks to templates

Performant C++

- 1 Why python and C++
- 2 C++ getting usable
- 3 **Performant C++**
 - New performance related features
 - Templates
 - Avoiding virtuality when possible
- 4 Migrating from Python 2 to python 3
- 5 Conclusion

Virtuality in a nutshell

Principle

- a base class (aka interface) declares some method virtual
- children can overload these methods (as any other)
- for these method, late binding is applied
- that is most precise type is used

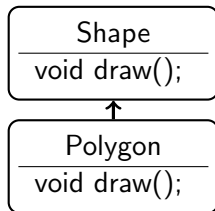
Virtuality in a nutshell

Principle

- a base class (aka interface) declares some method virtual
- children can overload these methods (as any other)
- for these method, late binding is applied
- that is most precise type is used

```
Polygon p;
p.draw(); // Polygon.draw
```

```
Shape & s = p;
s.draw(); // Shape.draw
```



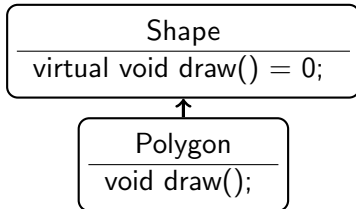
Virtuality in a nutshell

Principle

- a base class (aka interface) declares some method virtual
- children can overload these methods (as any other)
- for these method, late binding is applied
- that is most precise type is used

```
Polygon p;
p.draw(); // Polygon.draw
```

```
Shape & s = p;
s.draw(); // Polygon.draw
```



The price of virtuality

Actual implementation

- each object has an extra pointer
- to a “virtual table” object in memory
- where each virtual function points to the right overload

Cost

- extra virtual table in memory, per type
- each virtual call does
 - retrieve virtual table pointer
 - load virtual table into memory
 - lookup right call
 - effectively call
- and is thus much more costful than standard function call
- up to 20% difference in terms of nb of instructions

Actual price of virtuality

Comparison with templates - godbolt / godbolt

```

struct Interface {
    virtual void tick(float n) = 0;
};
struct Counter : Interface {
    float sum{0};
    void tick(float v) override
        { sum += v; }
};
void foo(Interface& c) {
    for (int i = 0; i < 80000; ++i) {
        for (int j = 0; j < i; ++j) {
            c.tick(j);
        }
    }
}
int main() {
    auto obj = std::make_unique<Counter>();
    foo(*obj);
    // ... print ...
}

struct Counter {
    float sum{0};
    void tick(float v) { sum += v; }
};
template<typename CounterType>
void foo(CounterType& c) {
    for (int i = 0; i < 80000; ++i) {
        for (int j = 0; j < i; ++j) {
            c.tick(j);
        }
    }
}
  
```

Actual price of virtuality

Comparison with templates - godbolt / godbolt

```

struct Interface {
    virtual void tick(float n) = 0;
};
struct Counter : Interface {
    float sum{0};
    void tick(float v) override
        { sum += v; }
};
void foo(Interface& c) {
    for (int i = 0; i < 80000; ++i) {
        for (int j = 0; j < i; ++j) {
            c.tick(j);
        }
    }
}
int main() {
    auto obj = std::make_unique<Counter>();
    foo(*obj);
    // ... print ...
}
  
```

```

struct Counter {
    float sum{0};
    void tick(float v) { sum += v; }
};
template<typename CounterType>
void foo(CounterType& c) {
    for (int i = 0; i < 80000; ++i) {
        for (int j = 0; j < i; ++j) {
            c.tick(j);
        }
    }
}
  
```

Timing	Time(s)	Nb instr(G)
virtual	10.8	35.2
templ	2.97	8.9

● measured on EPYC 7552, with gcc 9.1 and perf

A few explanations

Some consequences of virtuality

- more branching, killing the pipeline
 - here 6.4M vs 0.8M branches !
 - as virtual calls are branches
- lack of inlining possibilities
- lack of optimizations after inlining
 - e.g. auto vectorization

Note that the compiler is trying hard to help

- when it can, when it knows so give it all the knowledge !
- typical on my example

A few explanations

Some consequences of virtuality

- more branching, killing the pipeline
 - here 6.4M vs 0.8M branches !
 - as virtual calls are branches
- lack of inlining possibilities
- lack of optimizations after inlining
 - e.g. auto vectorization

Note that the compiler is trying hard to help

- when it can, when it knows so give it all the knowledge !
- typical on my example
 - declare obj on the stack and the compiler will “drop” virtuality
 - again : drop pointers !
 - gcc 10/12 does much better : 22/16G instructions and 3s

Should I use virtuality ?

Yes, when you cannot know anything at compile time

Typical cases

- you have no knowledge of the implementations of an interface
 - new ones may even be loaded dynamically via shared libraries
- you mix various implementations in a container
 - e.g. `std::vector<MyInterface>`
 - and there is no predefined set of implementations

Should I use virtuality ?

Yes, when you cannot know anything at compile time

Typical cases

- you have no knowledge of the implementations of an interface
 - new ones may even be loaded dynamically via shared libraries
- you mix various implementations in a container
 - e.g. `std::vector<MyInterface>`
 - and there is no predefined set of implementations

Typical alternatives

- templates when everything is compile time
 - allows full optimization of each case
 - and even static polymorphism through CRTP
 - *Curiously recurring template pattern*
- `std::variant`, `std::any` and visitor
 - when type definitions are known at compile type
 - but not necessary their usage

A Visitor example - godbolt

```
struct Point { virtual float getR() = 0; };
struct XYZPoint : Point {
    float x, y, z;
    float getR() override { return std::sqrt(x*x+y*y+z*z); }; };
struct RTPPoint : Point {
    float r, theta, phi;
    float getR() override { return r; } };
float sumR(std::vector<std::unique_ptr<Point>>& v) {
    return std::accumulate(begin(v), end(v), 0.0f,
        [&](float s, std::unique_ptr<Point>& p) { return s + p->getR();} );
}

struct XYZPoint { float x,y,z; }; struct RTPPoint { float r, theta, phi; };
using Point=std::variant<XYZPoint, RTPPoint>;
float sumR(std::vector<Point>& v) {
    auto getR = combine(
        [](XYZPoint& p) { return std::sqrt(p.x*p.x+p.y*p.y+p.z*p.z); },
        [](RTPPoint& p) { return p.r; });
    return std::accumulate(begin(v), end(v), 0.0f,
        [&](float s, Point& p) { return s + std::visit(getR, p);} );
}
```


A Visitor example - godbolt

```

struct Point { virtual float getR() = 0; };
struct XYZPoint : Point {
    float x, y, z;
    float getR() override { return x*x+y*y+z*z; }; };
struct RTPPoint : Point {
    float r, theta, phi;
    float getR() override { return r*r; }; };
float sumR(std::vector<std::unique_ptr<Point>>& v) {
    return std::accumulate(begin(v), end(v), 0.0f,
        [&](float s, std::unique_ptr<Point>& p) { return s + p->getR();} );
}
    
```

took 3500 μ s

```

struct XYZPoint { float x,y,z; }; struct RTPPoint { float r, theta, phi; };
using Point=std::variant<XYZPoint, RTPPoint>;
float sumR(std::vector<Point>& v) {
    auto getR = combine(
        [](XYZPoint& p) { return p.x*p.x+p.y*p.y+p.z*p.z; },
        [](RTPPoint& p) { return p.r*p.r; });
    return std::accumulate(begin(v), end(v), 0.0f,
        [&](float s, Point& p) { return s + std::visit(getR, p);} );
}
    
```

took 2050 μ s

Migrating from Python 2 to python 3

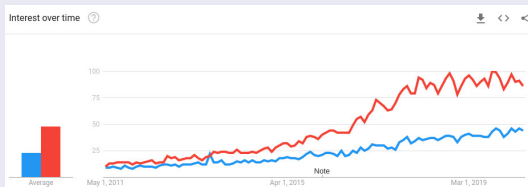
- 1 Why python and C++
- 2 C++ getting usable
- 3 Performant C++
- 4 Migrating from Python 2 to python 3
 - Tour of python 3 changes
 - How to support both versions
 - How to migrate
- 5 Conclusion

Why python 3 ? Should we migrate ?

Reasons for python 3

- rectify fundamental design flaws in python2
- allow for non backward compatible changes

Reasons to migrate



- python3 has clearly taken over
- python 2 is no more maintained
 - official end of life : December 31st 2019
- most libraries have dropped support for python2
 - pip, numpy, matplotlib, jupyter, pytorch, ...

Migrating from Python 2 to python 3

- 1 Why python and C++
- 2 C++ getting usable
- 3 Performant C++
- 4 Migrating from Python 2 to python 3
 - Tour of python 3 changes
 - How to support both versions
 - How to migrate
- 5 Conclusion

Backward incompatible changes

print statement became a function

```
# python 2  
print "this is python", 2
```

```
# python 3  
print("this is python", 3)
```

integer division has changed

```
# python 2  
assert( 3 / 2 == 1 )  
assert( 3 // 2 == 1 )
```

```
# python 3  
assert( 3 / 2 == 1.5 )  
assert( 3 // 2 == 1 )
```

strings are now unicode

```
# python 2  
s = 'string, aka str'  
bs = b'string, aka str'  
us = u'unicode object'
```

```
# python 3  
s = 'unicode, aka str'  
bs = b'bytes'  
us = u'unicode, aka str'
```

Removed legacy syntax

Exceptions syntax has changed

```
# python 2
try:
    raise ValueError, "msg"
except ValueError, e:
    ...
```

```
# python 2 or 3
try:
    raise ValueError("msg")
except ValueError as e:
    ...
```

looping on dictionary changed

```
# python 2
d = {1:1, 2:2}
for k in d.keys(): ...
```

```
# python 2 or 3
d = {1:1, 2:2}
for k in d: ...
```

Many other small points

- ranges, metaclasses, backticks, imports, input, ...

Migrating from Python 2 to python 3

- 1 Why python and C++
- 2 C++ getting usable
- 3 Performant C++
- 4 Migrating from Python 2 to python 3
 - Tour of python 3 changes
 - How to support both versions
 - How to migrate
- 5 Conclusion

Supporting both python2 and python3

Best strategy

- migrate to python 3
- make python 3 code compatible with python 2, only if needed !
 - by modernizing code
 - “modern” python code is compatible with both 2 and 3
 - by extending python2 so that it understands python3 constructs
 - through the use of `__future__`

Practically

```
# valid both in python 2 and 3
from __future__ import division, print_function
a = 3 / 2
print(a)
# outputs 1.5
```


Migrating from Python 2 to python 3

- 1 Why python and C++
- 2 C++ getting usable
- 3 Performant C++
- 4 Migrating from Python 2 to python 3
 - Tour of python 3 changes
 - How to support both versions
 - How to migrate
- 5 Conclusion

Migrating code

Use 2to3 or futurize tool

- provided in python3 distribution
- “turns code into valid Python 3 code, and then adds `__future__` and future package imports to re-enable compatibility with Python 2”

Revalidate every single line by hand...

- very often generated code is too verbose
- from time to time, it does not work
- and python lose type checking does not help

The essential point

Have a damn good test suite with high coverage

Conclusion

- 1 Why python and C++
- 2 C++ getting usable
- 3 Performant C++
- 4 Migrating from Python 2 to python 3
- 5 Conclusion

Conclusion

Key messages of the day

- C++ and python are complementary and compatible
 - together they allow for full performance and easiness of use
 - they are both evolving
- When looking for performance, C++ is a must
 - and some latest features are key
- python 3 is now the de factor standard
 - convert your code is not yet done