

Introduction to Physics Computing

Arnulf Quadt

CERN School of Computing 2023

University of Tartu, Estonia

Tartu, Estonia



GEORG-AUGUST-UNIVERSITÄT
GÖTTINGEN

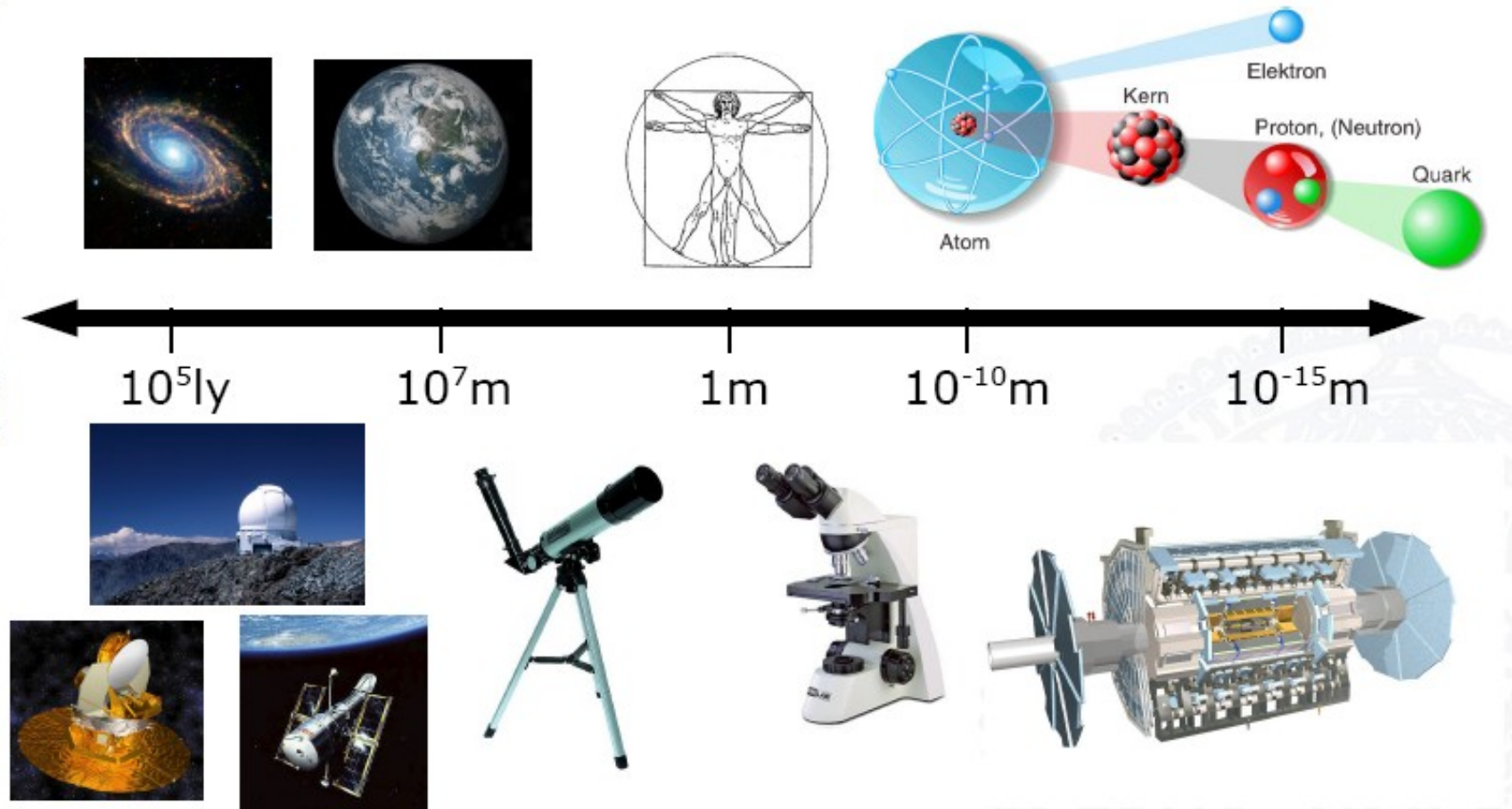
Outline of the lecture

- **Introduction**
- **Various aspects of Physics Computing:**
 - Event Filtering
 - Calibration and alignment
 - Event Reconstruction
 - Event Simulation
 - Physics Analysis
 - Data Flow and Computing Resources

Introduction

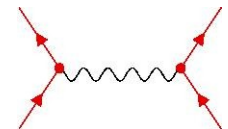
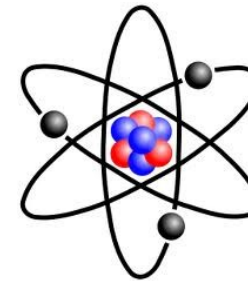

Powers of Ten

- Goal: understand fundamental structures and forces



Fundamental structures & forces

- From largest to smallest dimensions
- Reduction principle
 - few fundamental building blocks
 - few fundamental forces

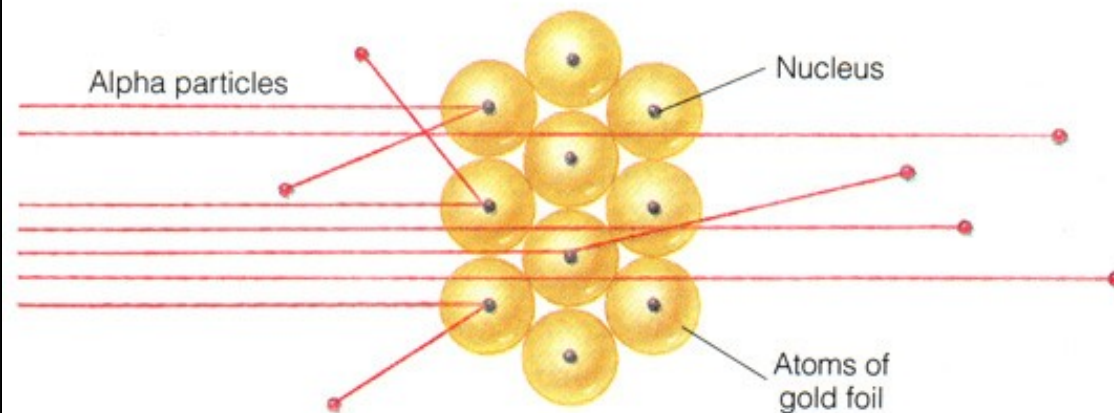
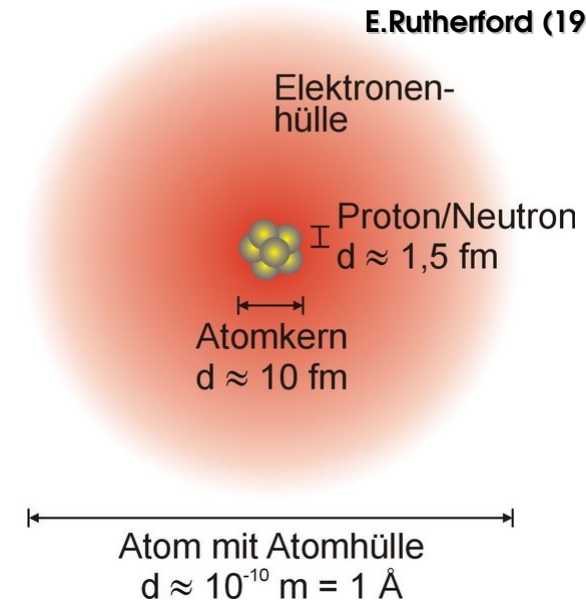
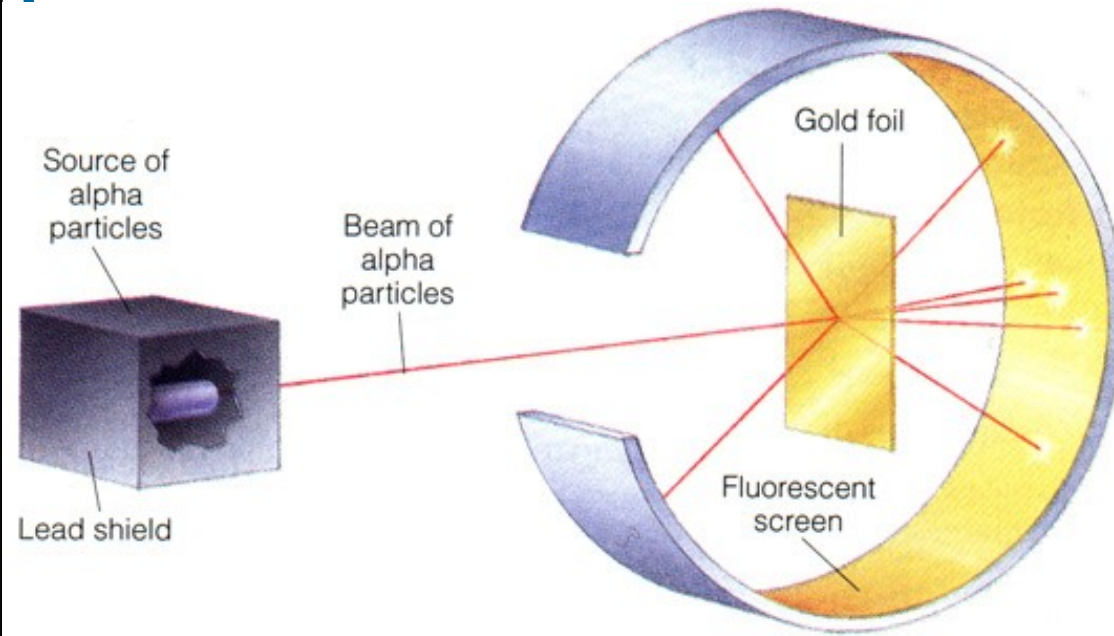


... erforschen was die Welt
im Innersten zusammenhält ...

Rutherford scattering



E. Rutherford (1912)



■ **Need particles source & detectors**

(sub) structure - atoms

Periodensystem der Elemente

1																	18	
1	1.01 H Wasserstoff																	4.00 He Helium
2	6.94 Li Lithium	9.01 Be Beryllium											10.81 B Bor	12.01 C Kohlenstoff	14.01 N Stickstoff	15.999 O Sauerstoff	18.998 F Fluor	20.18 Ne Neon
3	22.99 Na Natrium	24.31 Mg Magnesium											26.98 Al Aluminium	28.09 Si Silicium	30.97 P Phosphor	32.07 S Schwefel	35.45 Cl Chlor	39.95 Ar Argon
4	39.10 K Kalium	40.08 Ca Calcium	44.96 Sc Scandium	47.88 Ti Titan	50.94 V Vanadium	52.00 Cr Chrom	54.94 Mn Mangan	55.85 Fe Eisen	58.93 Co Cobalt	58.70 Ni Nickel	63.55 Cu Kupfer	65.38 Zn Zink	69.72 Ga Gallium	72.61 Ge Germanium	74.92 As Arsen	78.96 Se Selen	79.90 Br Brom	83.80 Kr Krypton
5	85.47 Rb Rubidium	87.52 Sr Strontium	88.91 Y Yttrium	91.22 Zr Zirkonium	92.91 Nb Niobium	95.94 Mo Molybdän	(98) Tc Technetium	101.07 Ru Ruthenium	102.91 Rh Rhodium	106.42 Pd Palladium	107.87 Ag Silber	112.41 Cd Cadmium	114.82 In Indium	118.71 Sn Zinn	121.76 Sb Antimon	127.60 Te Tellur	126.90 I Iod	131.29 Xe Xenon
6	132.91 Cs Cäsium	137.33 Ba Barium	La-Lu	178.49 Hf Hafnium	180.95 Ta Tantal	183.84 W Wolfram	186.21 Re Rhenium	190.23 Os Osmium	192.22 Ir Iridium	195.08 Pt Platin	196.97 Au Gold	200.59 Hg Quecksilber	204.38 Tl Thallium	207.2 Pb Blei	208.98 Bi Bismut	(209) Po Polonium	(210) At Astat	(222) Rn Radon
7	(223) Fr Francium	(226) Ra Radium	Ac-Lr	(261) Rf Rutherfordium	(262) Db Dubnium	(263) Sg Seaborgium	(262) Bh Bohrium	(265) Hs Hassium	(266) Mt Meitnerium	(269) Ds Darmstadtium								

©Peter Wich - Experimentalchemie.de - Chemie erleben!

138.91 La Lanthan	140.12 Ce Cer	144.24 Pr Praseodym	144.24 Nd Neodym	(145) Pm Promethium	150.36 Sm Samarium	151.97 Eu Europium	157.25 Gd Gadolinium	158.93 Tb Terbium	162.50 Dy Dysprosium	164.93 Ho Holmium	167.26 Er Erbium	168.93 Tm Thulium	173.04 Yb Ytterbium	174.97 Lu Lutetium
227.03 Ac Actinium	232.04 Th Thorium	231.04 Pa Protactinium	238.03 U Uran	(237) Np Neptunium	(244) Pu Plutonium	(243) Am Americium	(247) Cm Curium	(247) Bk Berkelium	(251) Cf Californium	(252) Es Einsteinium	(257) Fm Fermium	(258) Mt Meitnerium	(259) Lr Lawrencium	(260) Uu Ununhexium

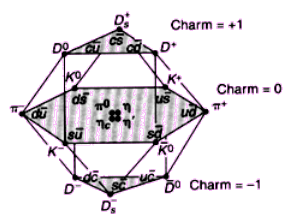
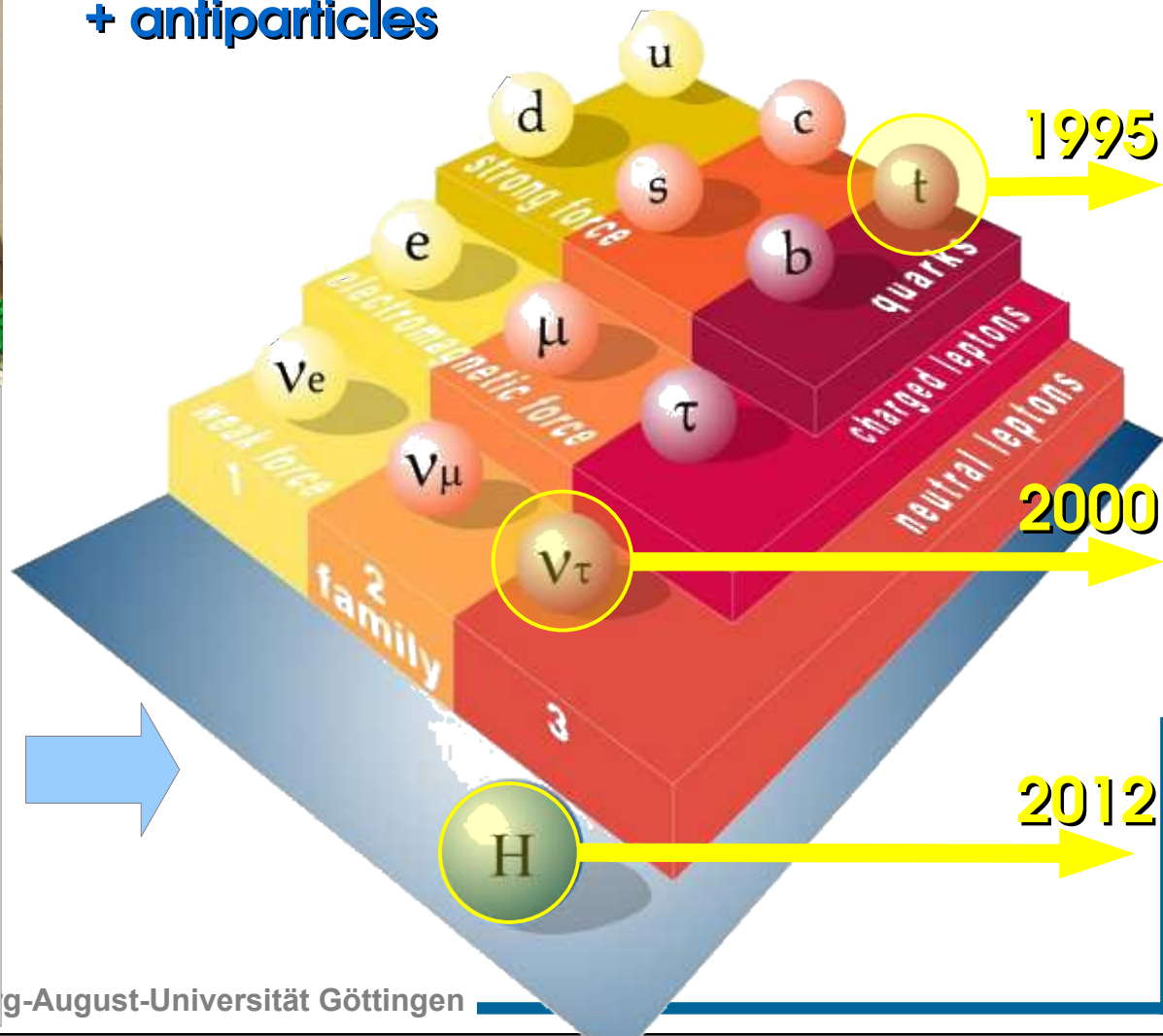
Rutherford, 1908
Entdeckung des Atomkerns

α - Teilchen

Elementary building blocks

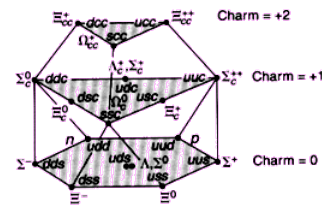


'LEGO bricks' of Spin-1/2 quarks & leptons + antiparticles



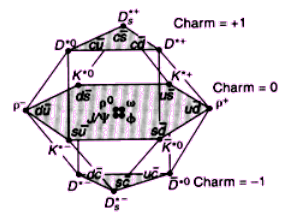
0⁻ Mesons

(a)



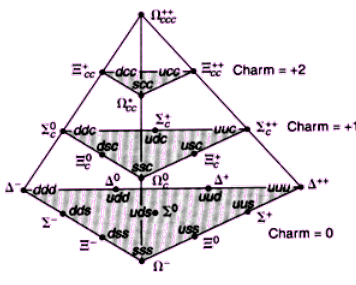
$\frac{1}{2}$ Baryons

(c)



1⁻ Mesons

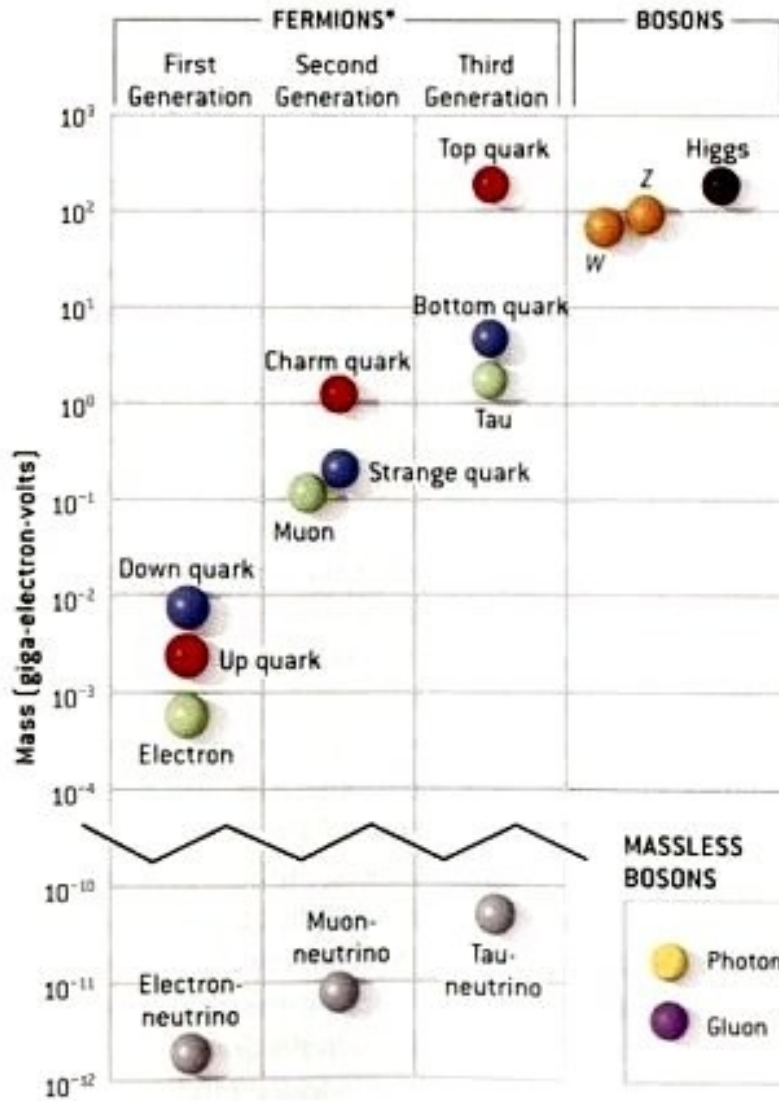
(b)



$\frac{3}{2}$ Baryons

(d)

Elementary building blocks (ctd)



Open questions:

- Properties and role of fermions?
- Really only three generations?
- Relation between leptons & quarks?
- Mass and role of neutrinos?
- Origin of mass and hierarchy?
- Is there only ONE Higgs?
- Quark mixing and CP-violation




Physics Nobel Prize
2008

- What is dark matter?
- ...

Symmetries in Nature

Symmetry



Natur is full of symmetries \Rightarrow **simple description**
symmetry \Leftrightarrow **conservation law**

physics laws independent of

origin of time axis

\Rightarrow **conservation of energy**

origin of space axis


\Rightarrow **conservation of momentum**

direction of space axis

\Rightarrow **conservation of angular momentum**



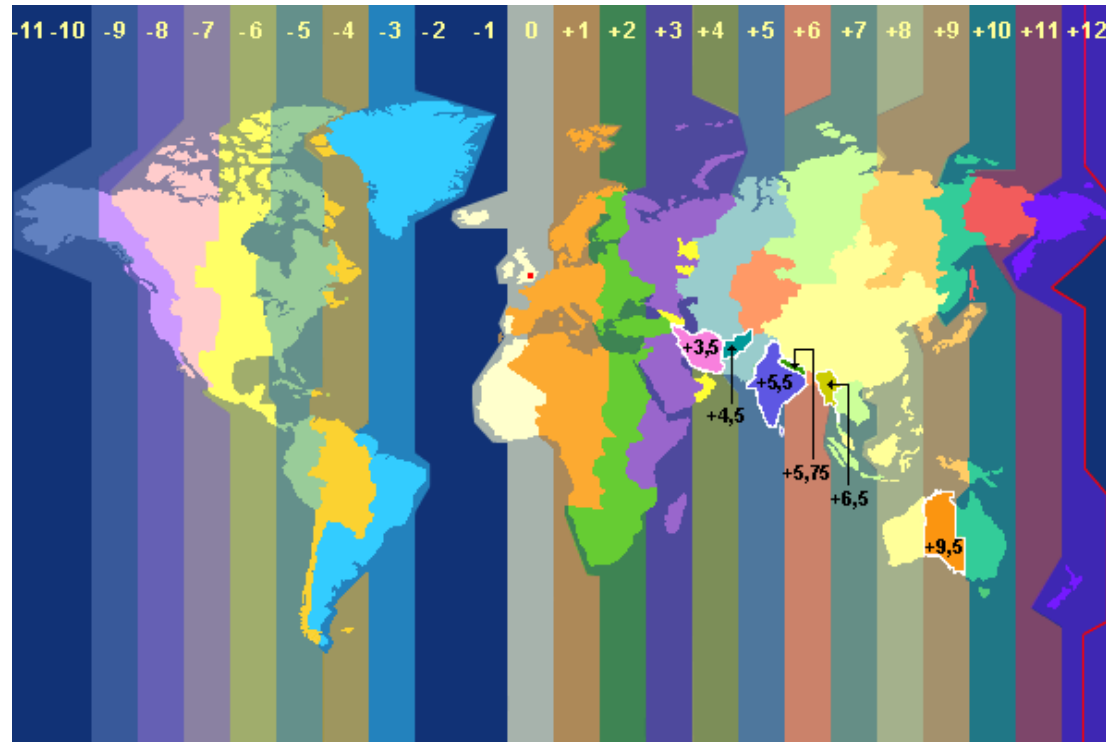
Symmetry breaking

\Rightarrow **new physical phenomena**



Example: gauge symmetries


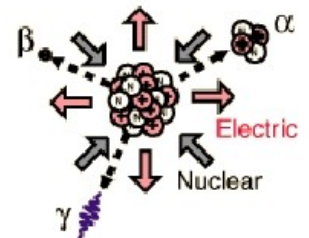
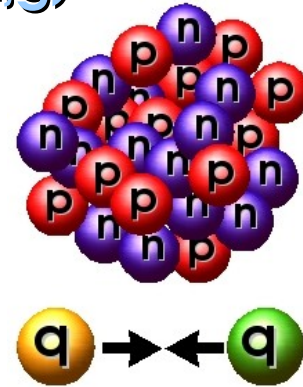
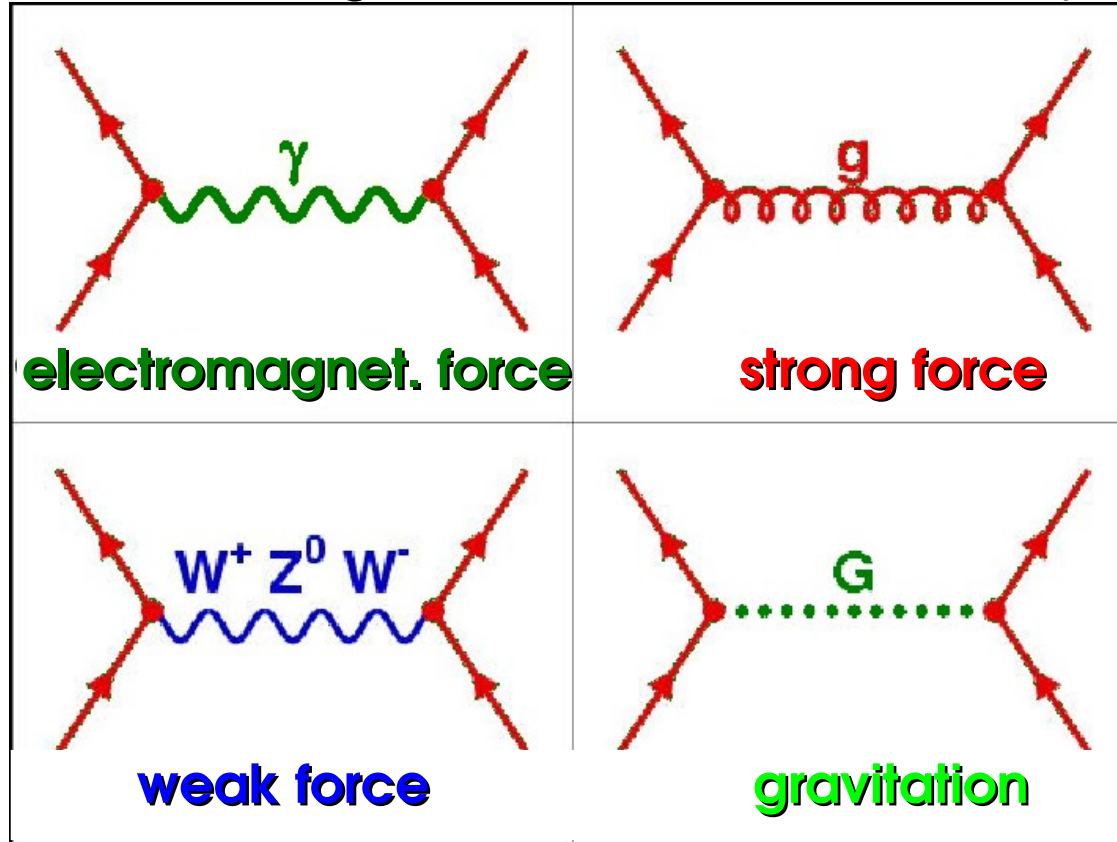
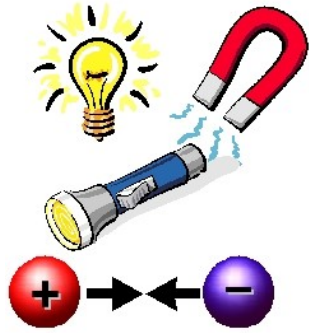
local (time) gauge symmetry: time zones



... physics laws (and every day live) do not depend on
 Choice of time = zero ...

Fundamental interactions


- Quantum field theory, local gauge symmetry
- Interaction between spin-1/2 fermions via exchange of spin-1 vector bosons (γ, W, Z, g)




Sun flowers

... look rotationally
and mirror
symmetric

A closer look





**34 spirals clock-w,
21 spirals counter
clock-wise !**


Examples for symmetry breaking



**13 spirals cw,
8 spirals
counter-cw!**



**21 spirals cw,
13 spirals
counter cw!**



**34 spirals cw,
21 spirals
counter-cw!**

Particle masses – Higgs mechanics

Initially in Standard Model \rightarrow massless particles
 BUT we know that they have mass !?

One possible explanation: **The Higgs Mechanism**
 (electroweak symmetry breaking)



Higgs fields fills space



... a particle in
 Higgs field ...




... couples to field ...
 inertia = mass

Particle masses – Higgs mechanism

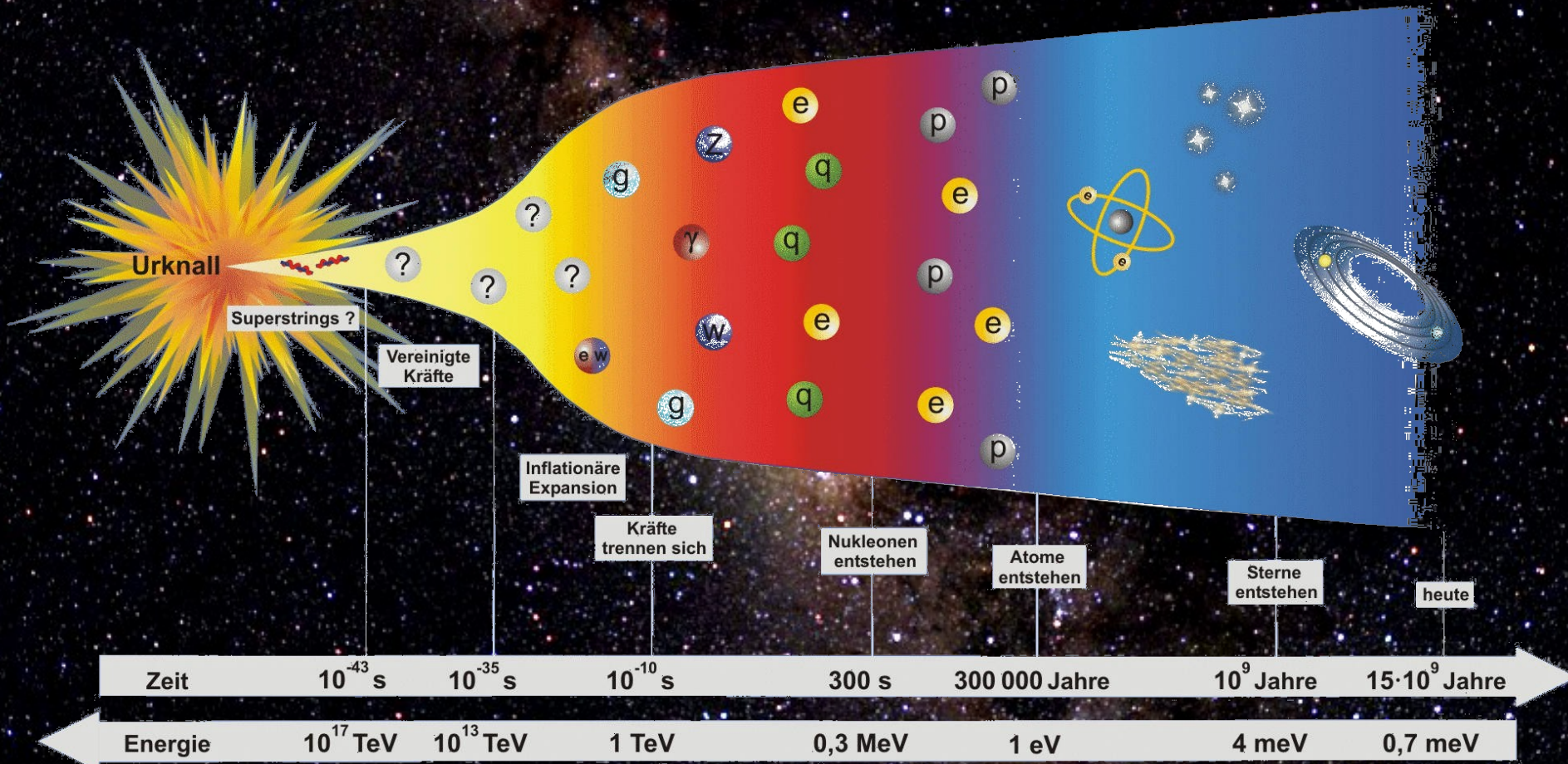


**Excitation of
Higgs field**



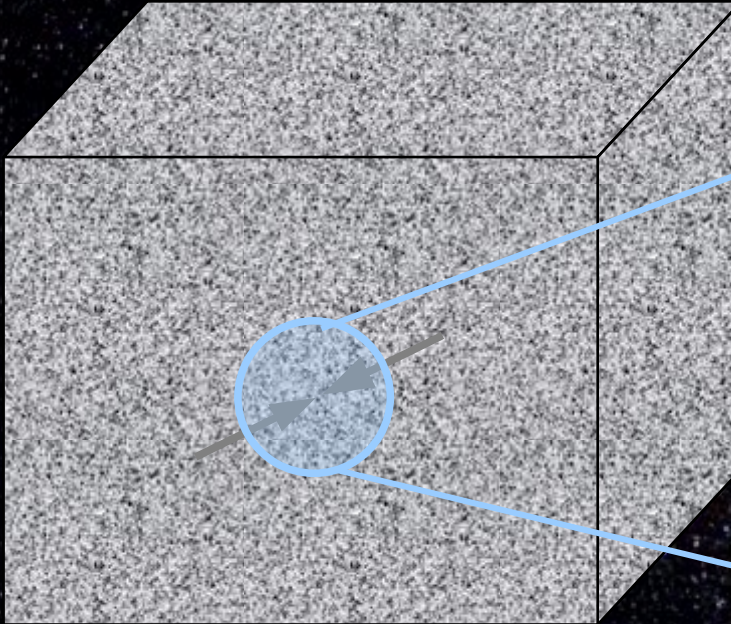
**Excited Higgs field
 $\hat{=}$ massive Higgs-boson**

History of the universe

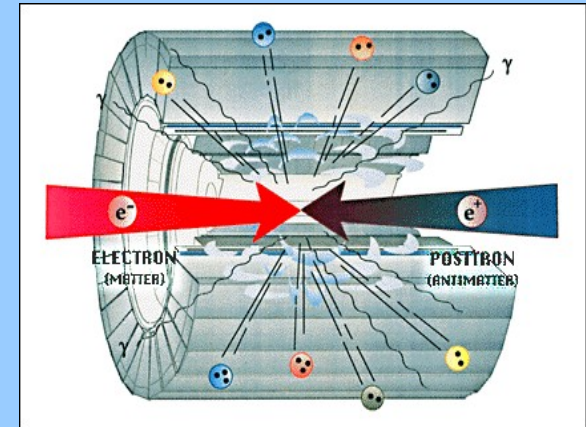


Big bang in laboratory

Matter-antimatter collisions
At high energy (=temperature)



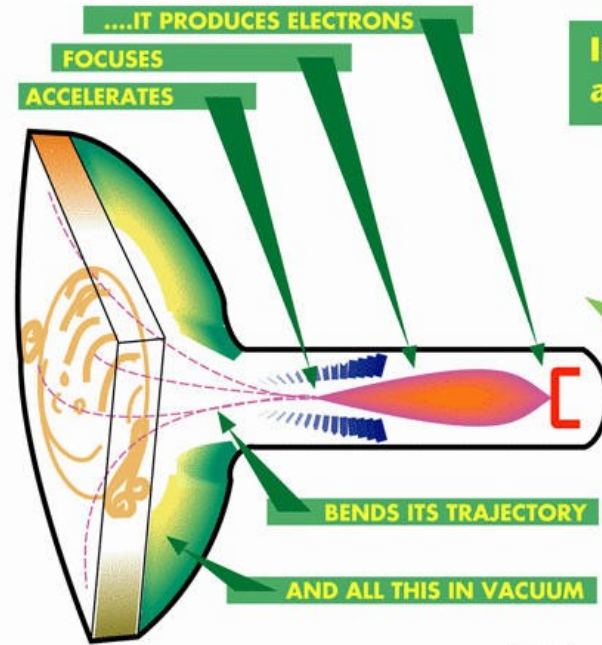
All particles have high energy
(temperature) and collide
uncontrolled



Individual collisions
controlled, selected and
recorded

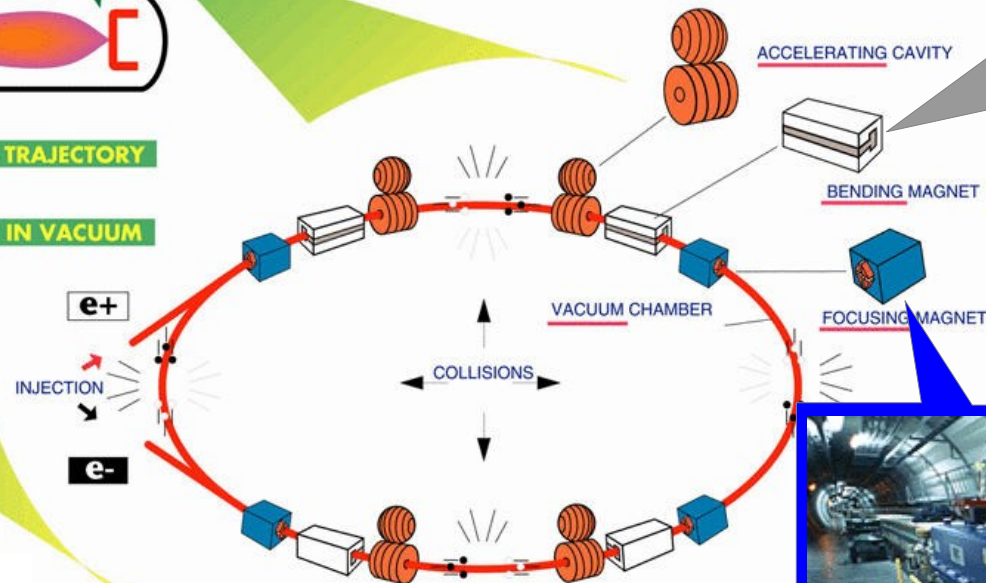
Particle Accelerators

Particle Accelerators I



In your TV set, the electrons are accelerated to 20000 volts.

In LEP, they are accelerated to 100 000 000 000 volts.



Particle Accelerators II

studies of **small structures** or **Heavy particles**

requires

Particles accelerated to **high energies**

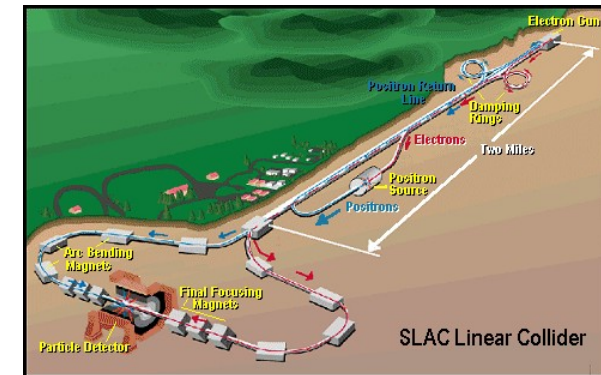
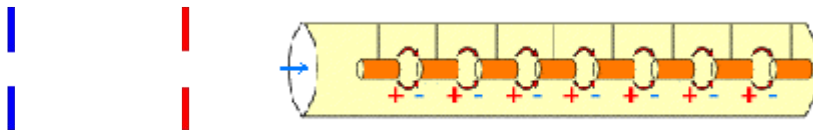
Heisenbergs uncertainty relation

$$\Delta x \cdot \Delta p \geq \hbar$$

$$E = m c^2$$

Einstein

linear accelerator:

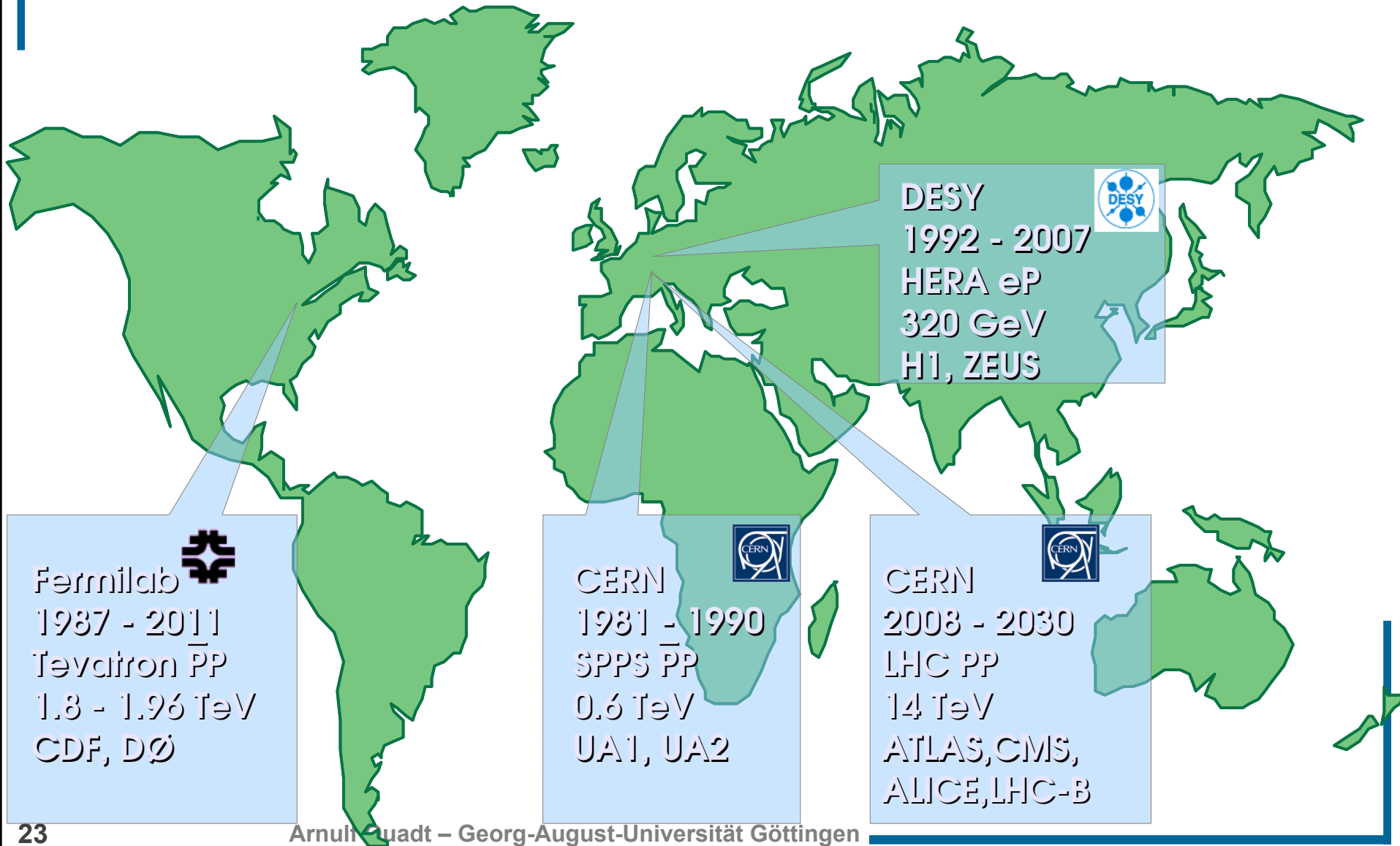



repeated acceleration : 1, 2, ... 1 000 eV =
 1 000 000 eV =
 1 000 000 000 eV =
 1 000 000 000 000 eV =

10³ eV = 1 keV
 10⁶ eV = 1 MeV
 10⁹ eV = 1 GeV
 10¹² eV = 1 TeV

'Tevatron' = TeV beam energy

Particle Accelerators III



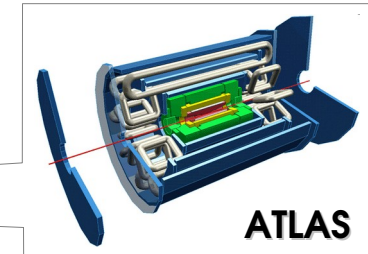

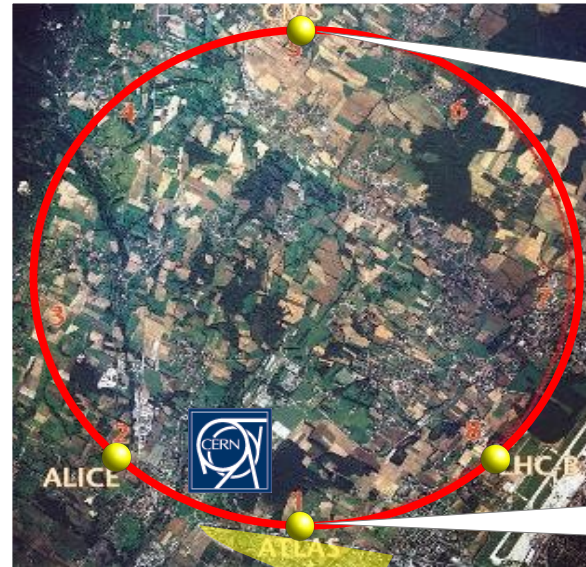
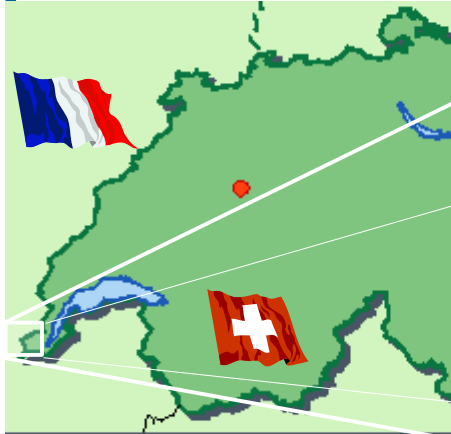


LEP/LHC

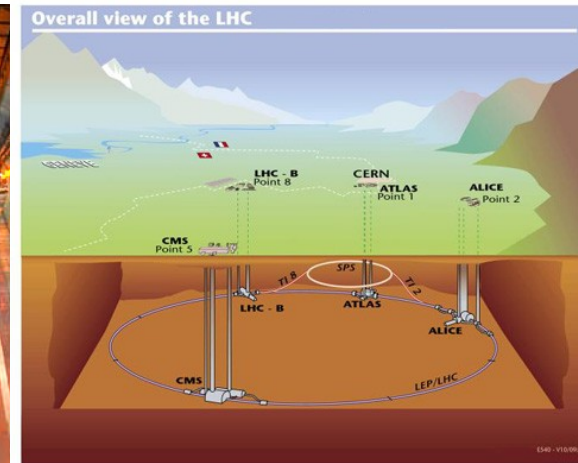
SPPS

PS

Large Hadron Collider - LHC

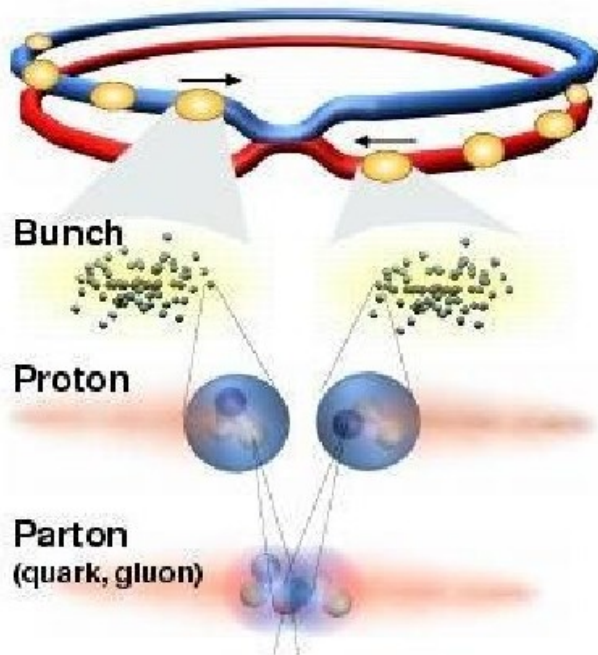


- CERN: europ.center for particle physics
- Founded 1954
- LHC: PP collider
- High energies: $\sqrt{s} = 7$ (14) TeV
- 40 Mio. collisions / sec
- 1st beam: 10.Sept. 2008
- 1st collisions in Nov. 2009
- physics at 7 TeV since 31.3.2010
- Phys. at 13 TeV since 20.5.2015
- Phys. At 13.6 TeV since July 2022
- 4 Expts:
ATLAS, CMS, ALICE, LHC-B

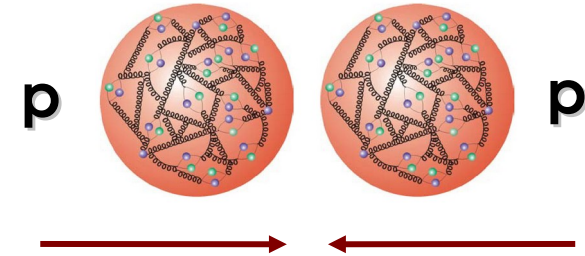


Detectors / Experiments

Proton-Proton Collisions

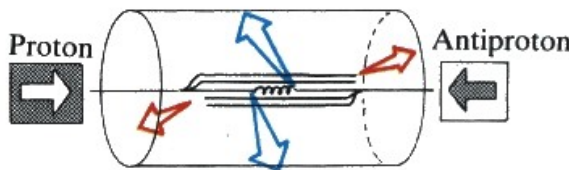
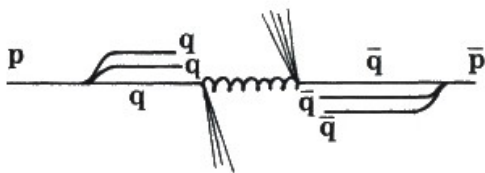


Large **H**adron **C**ollider
@ CERN, Switzerland



pp collider at $\sqrt{s} = 14 \text{ TeV}$


Luminosity $L = 10^{34} \text{ cm}^{-2}\text{s}^{-1}$




Caverns 100m underground



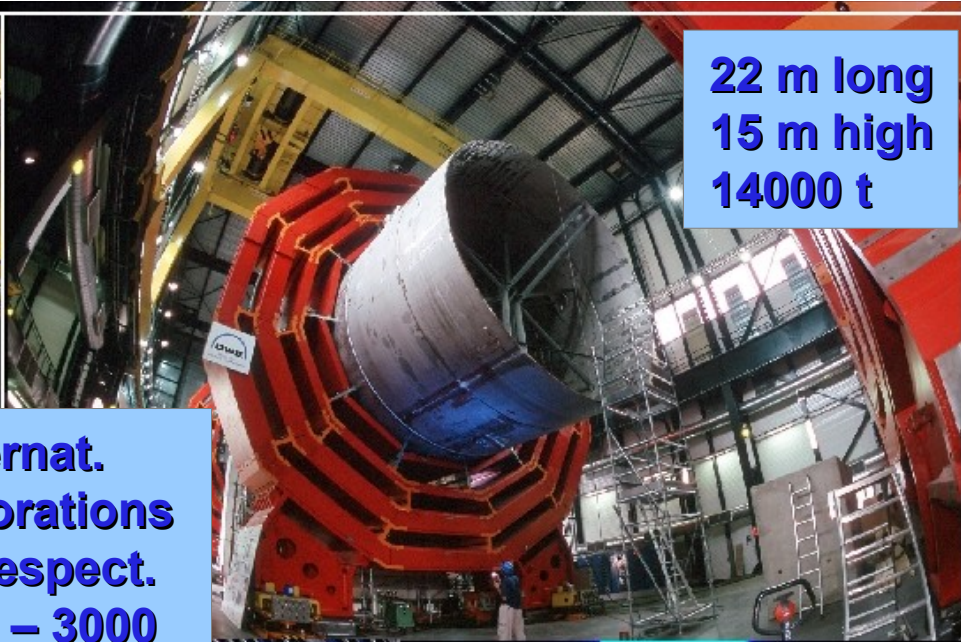
Built like a bottle ship



ATLAS and CMS experiments




45 m long
23 m high
7000 t



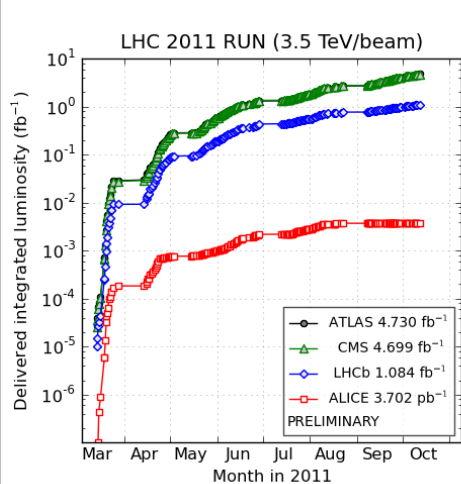
22 m long
15 m high
14000 t



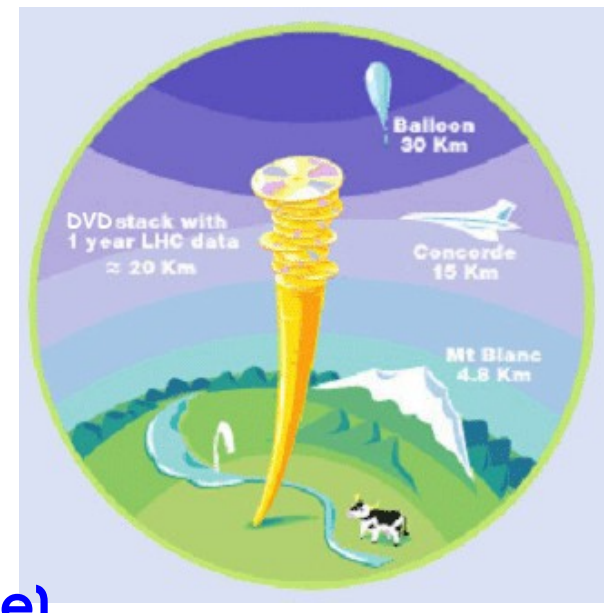
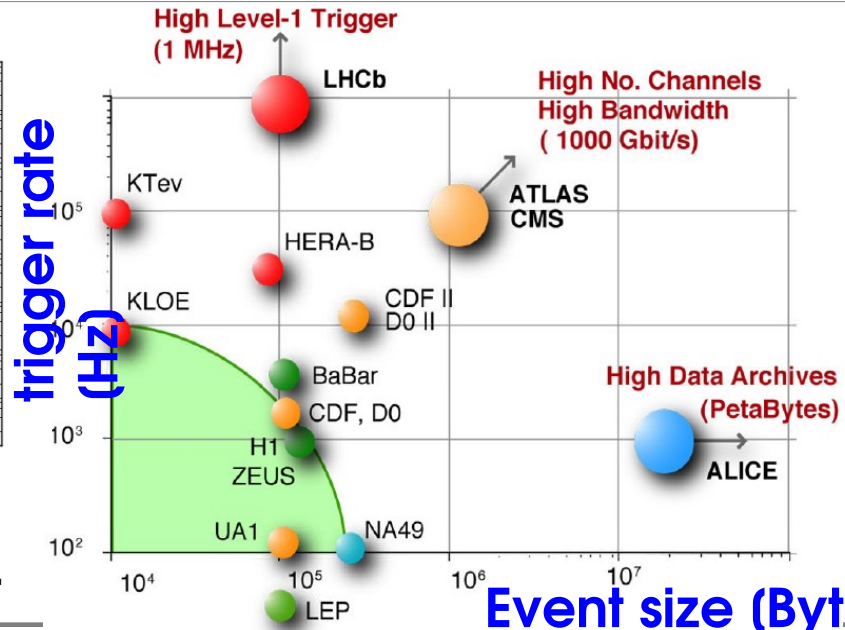
internat.
collaborations
with respect.
~2000 – 3000
physicists



Date rate and size



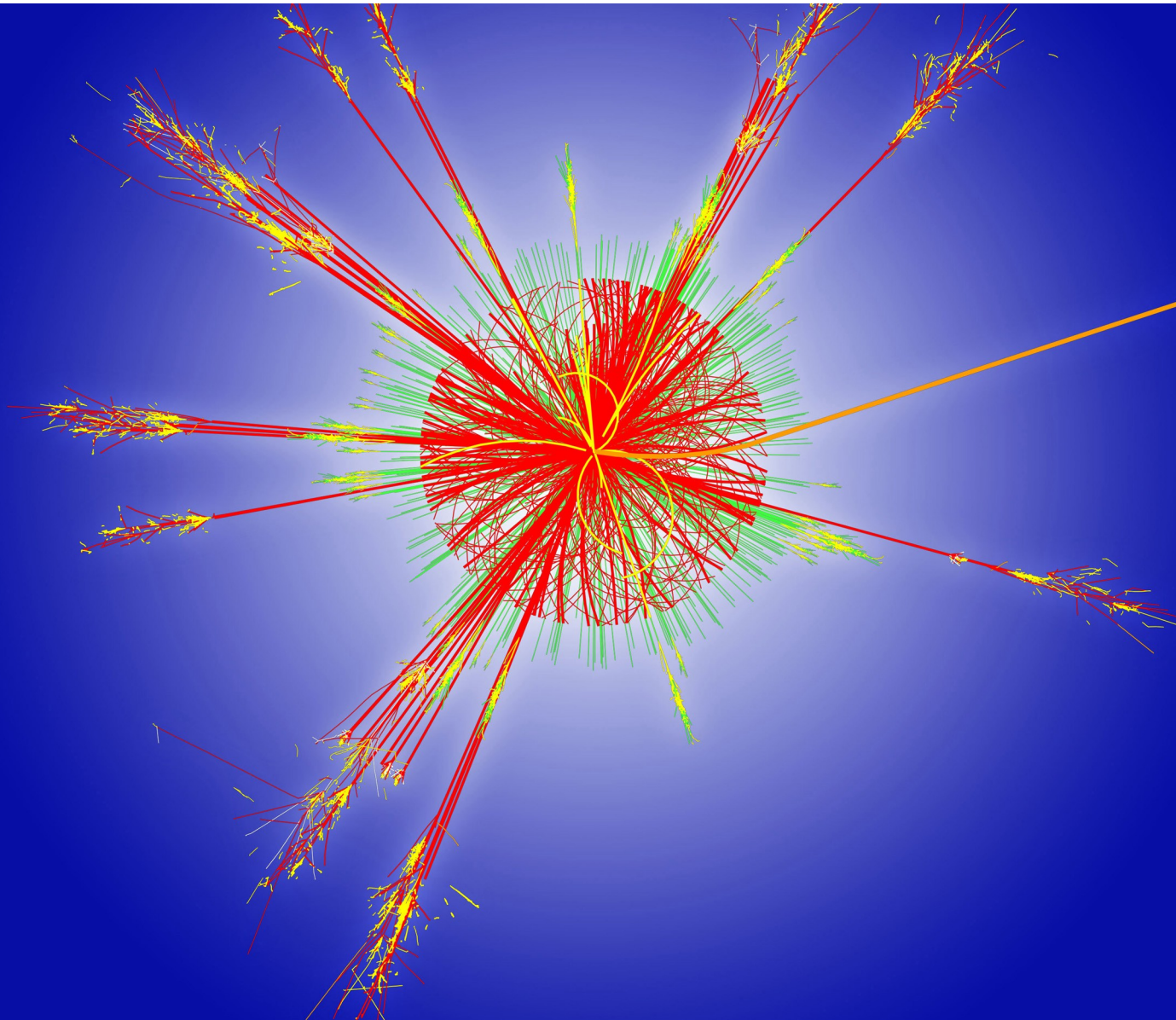
**data at LHC:
15 PetaByte /year**



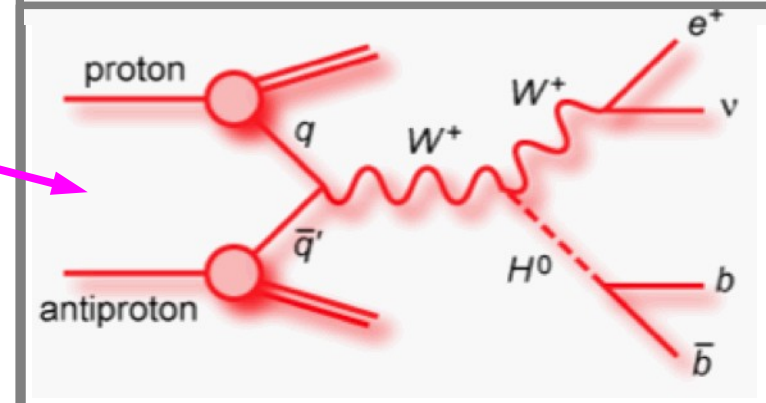
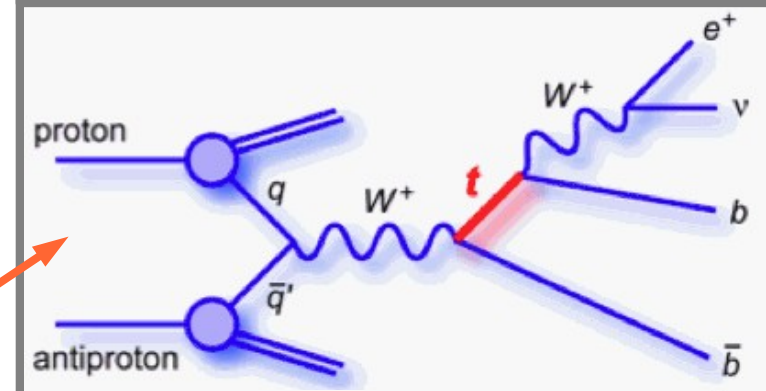
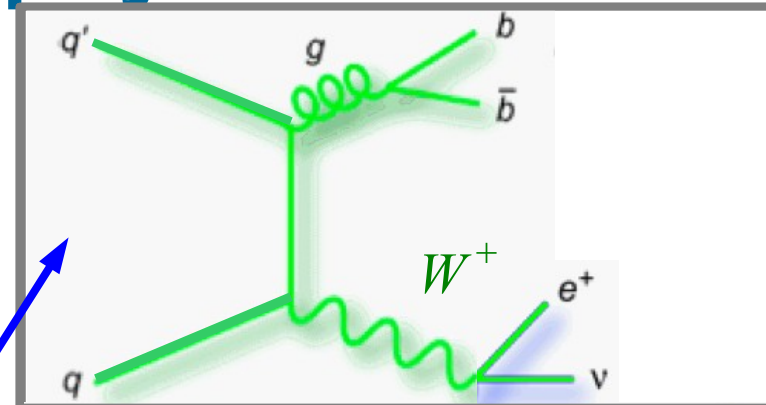
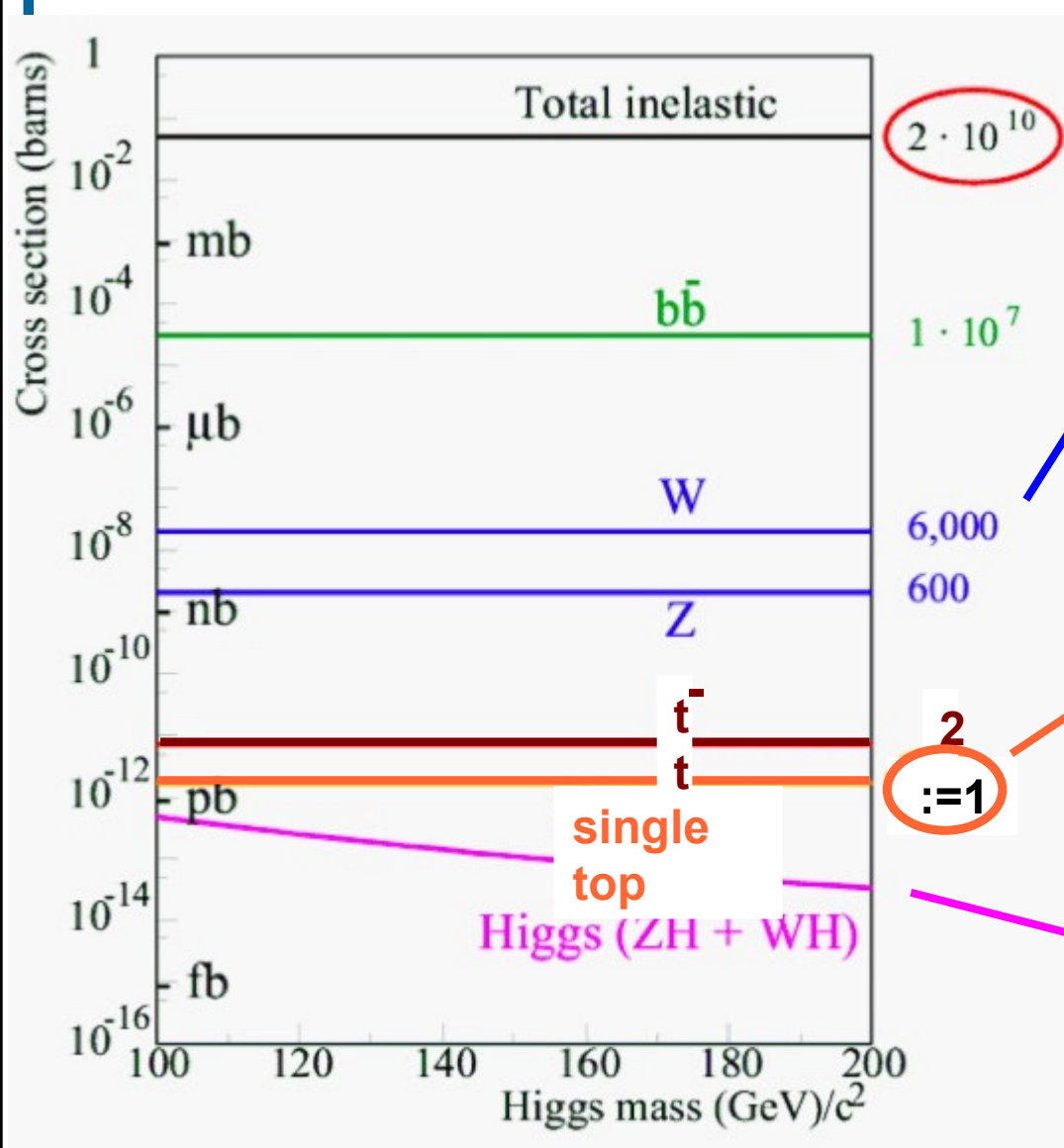
	Rate [Hz]	RAW [MB]	ESD rDST RECO [MB]	AOD [kB]	Monte Carlo [MB/evt]	Monte Carlo % of real
ALICE HI	100	12.5	2.5	250	300	100
ALICE pp	100	1	0.04	4	0.4	100
ATLAS	200	1.6	0.5	100	0.5	100
CMS	150	1.5	0.25	100	0.25	100
LHCb	2000	0.025	0.025	100	0.025	100

ATLAS/CMS LVL1 triggerl :
input > 22.000 DVDs per sec.
output > 22 DVDs per sec.

Expected pictures: Higgs decay



Search for new physics



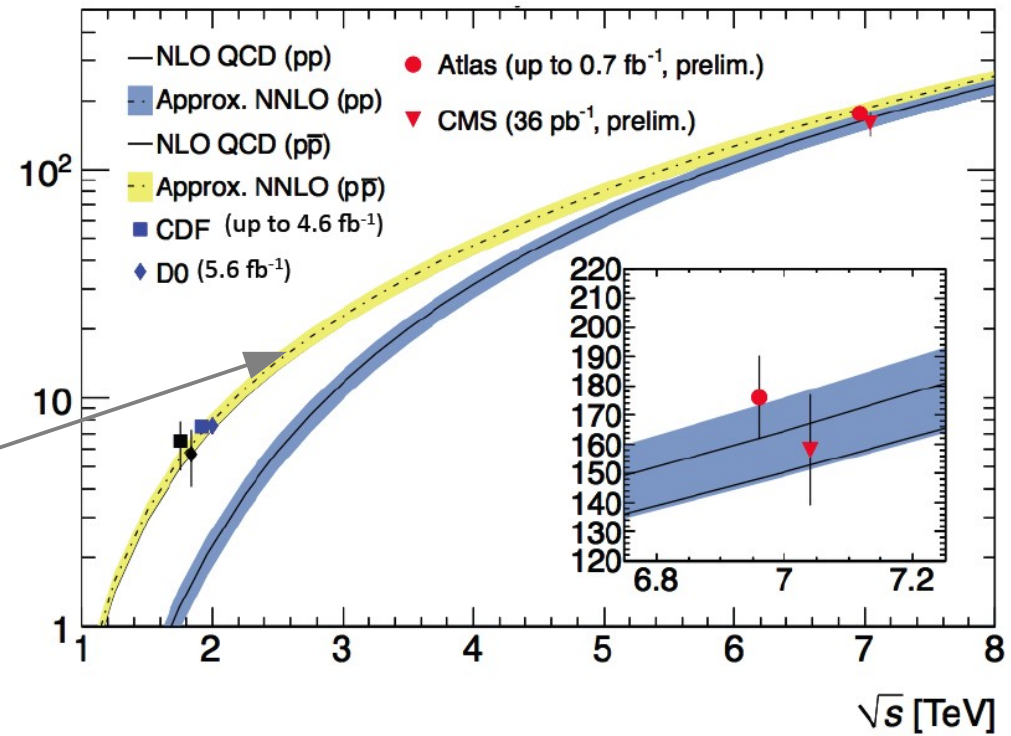
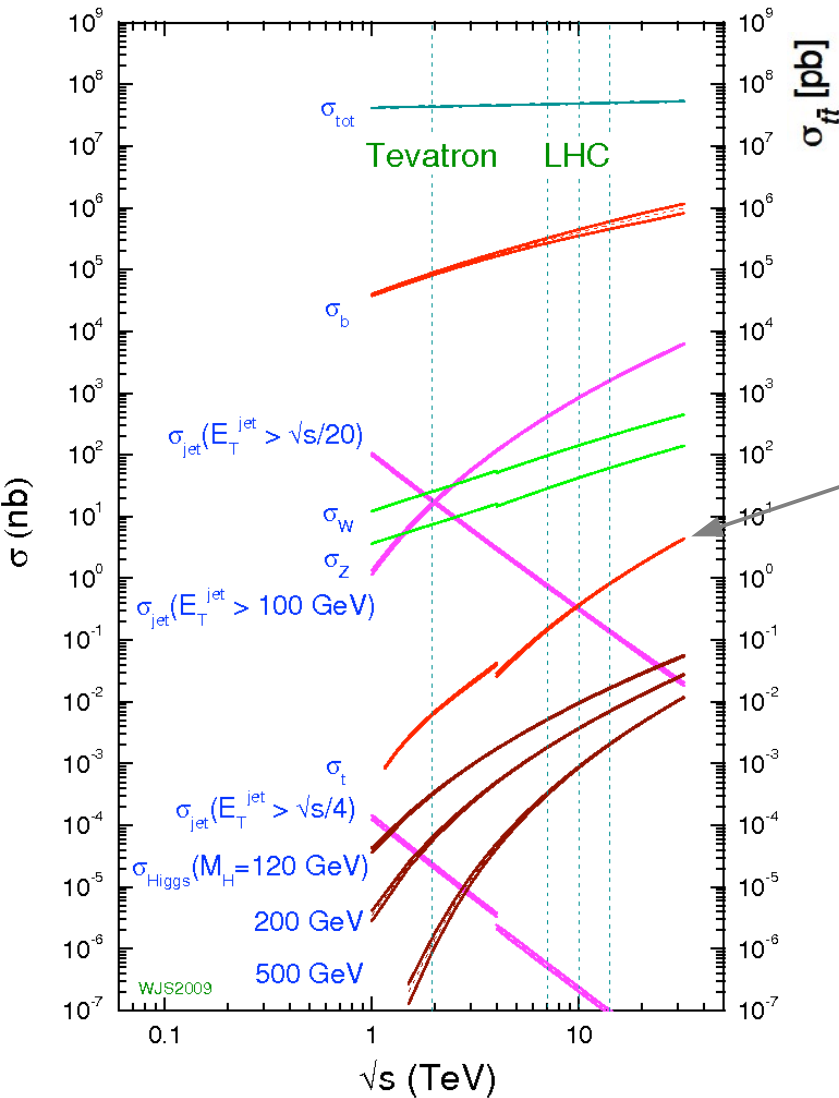
Search for needle in the hay stack



Physics

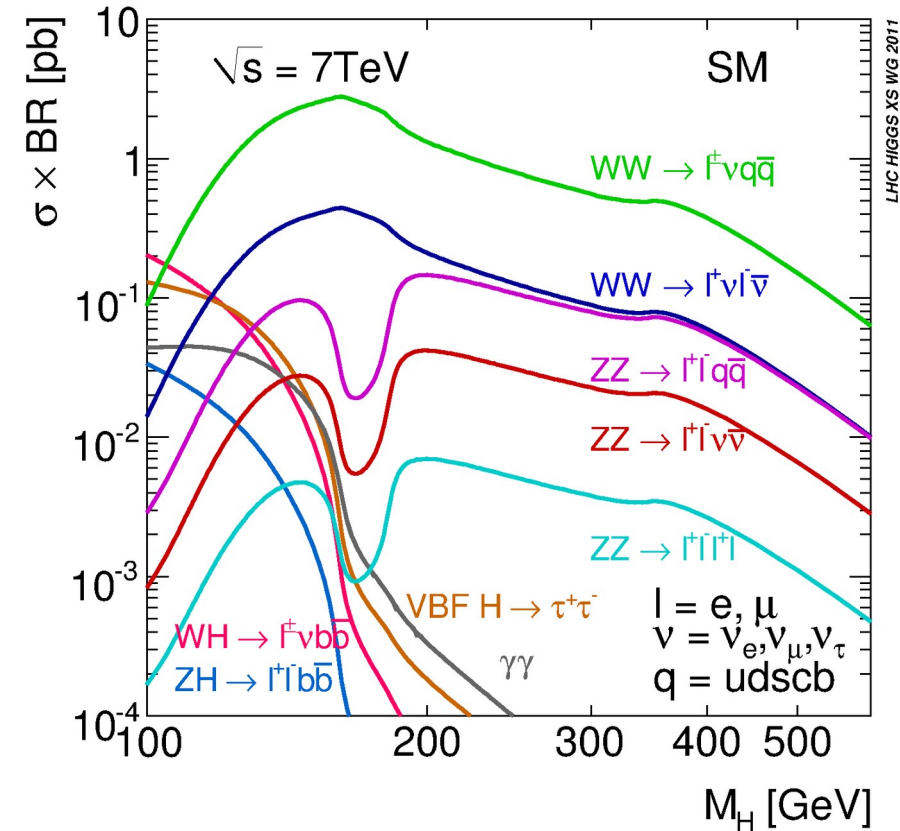
Expectations and measurements

proton - (anti)proton cross sections



Higgs production at the LHC

- $H \rightarrow \gamma\gamma$:
 - rare channel
 - best for low Higgs masses
- $H \rightarrow WW(*)$:
 - $lvlv$: very important for intermed. masses
 - $lvqq$: high rate, important at high mass
- $H \rightarrow ZZ(*)$:
 - $4l$: golden channel
 - $llvv$: good for high masses
 - $llbb$: also at high masses
- $H \rightarrow \tau\tau$:
 - good signal-background ratio
 - important at low masses, rare channel
 - very important for Higgs properties

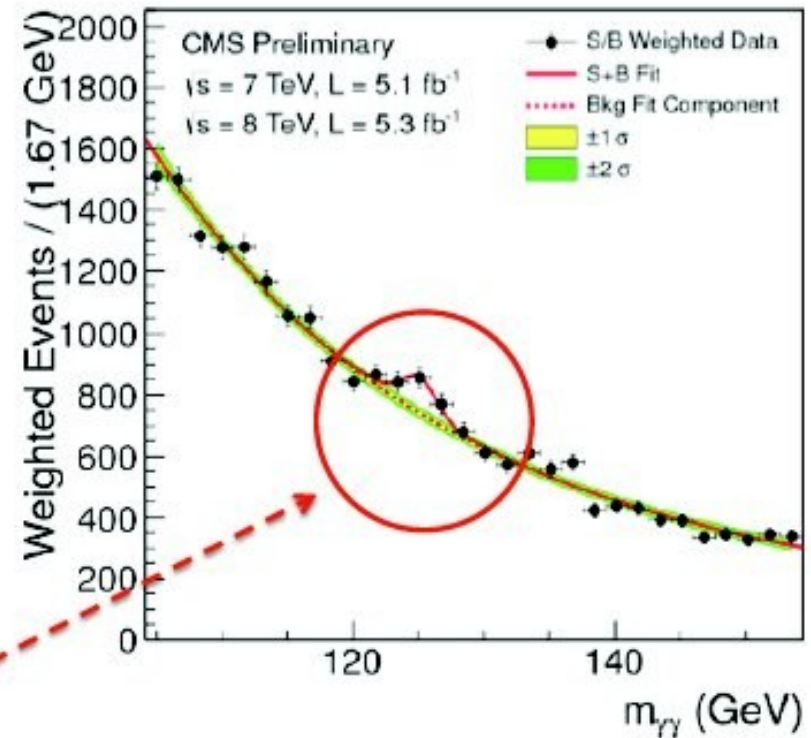
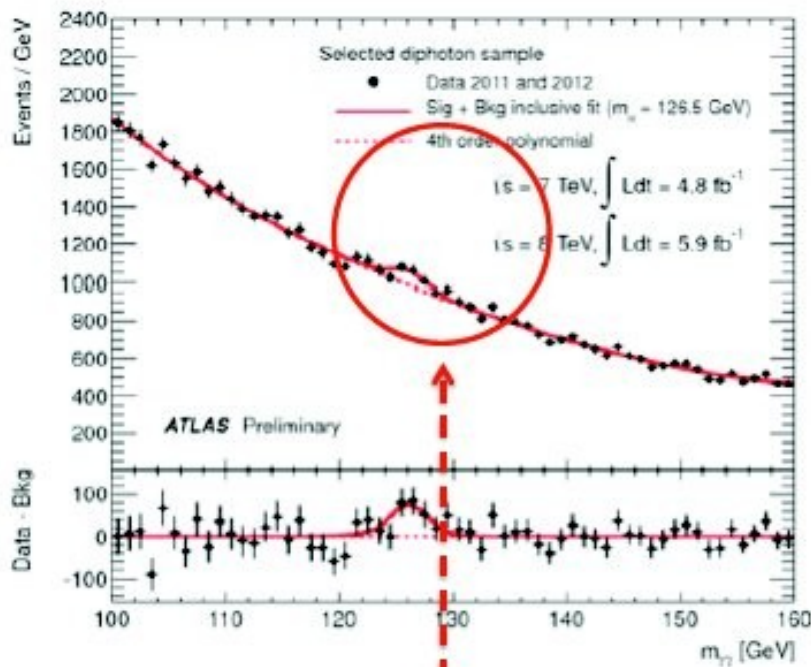


Expected nr. events

$M_H [\text{GeV}]$	$\rightarrow WW \rightarrow l'lv$	$\rightarrow ZZ \rightarrow 4l$	$\rightarrow \gamma\gamma$
120	127	1.5	43
150	390	4.6	16
300	89	3.8	0.04

Higgs $\rightarrow \gamma\gamma$

Inclusive/Weighted Mass Spectra

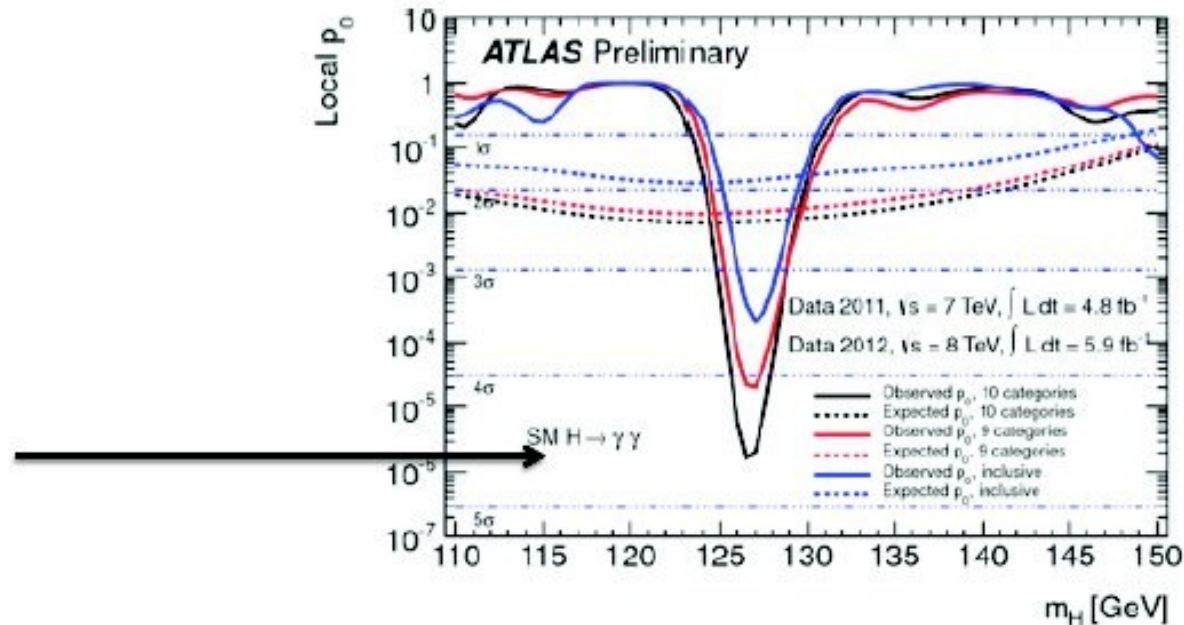


CMS has a slightly wider fit range

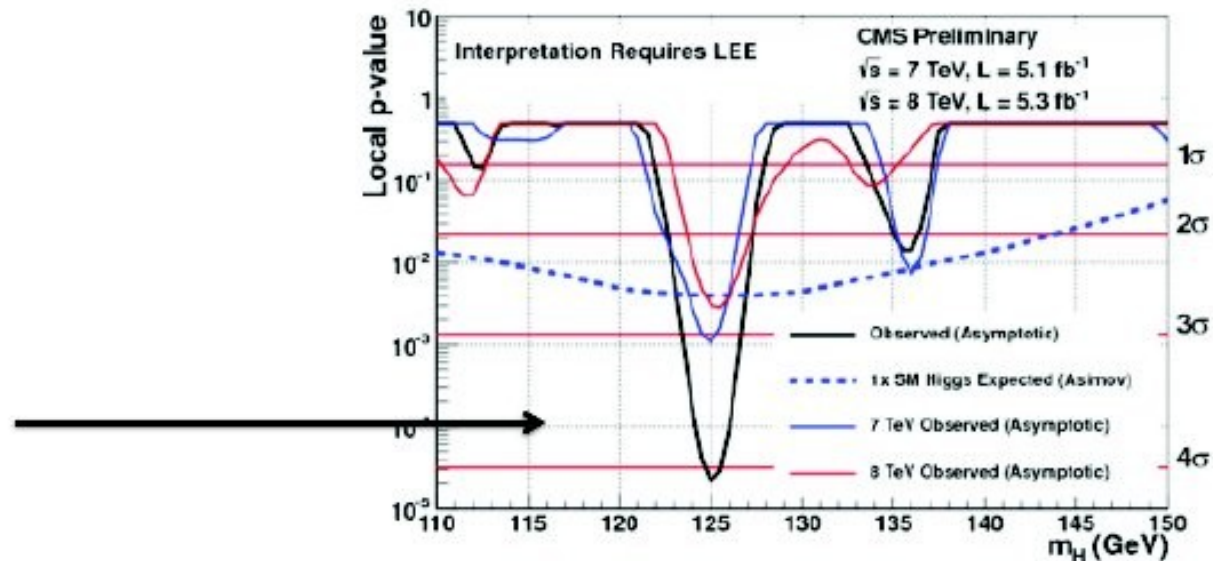
Excesses visible in the inclusive mass spectra

Higgs production at the LHC

ATLAS
Excess of
 4.5σ



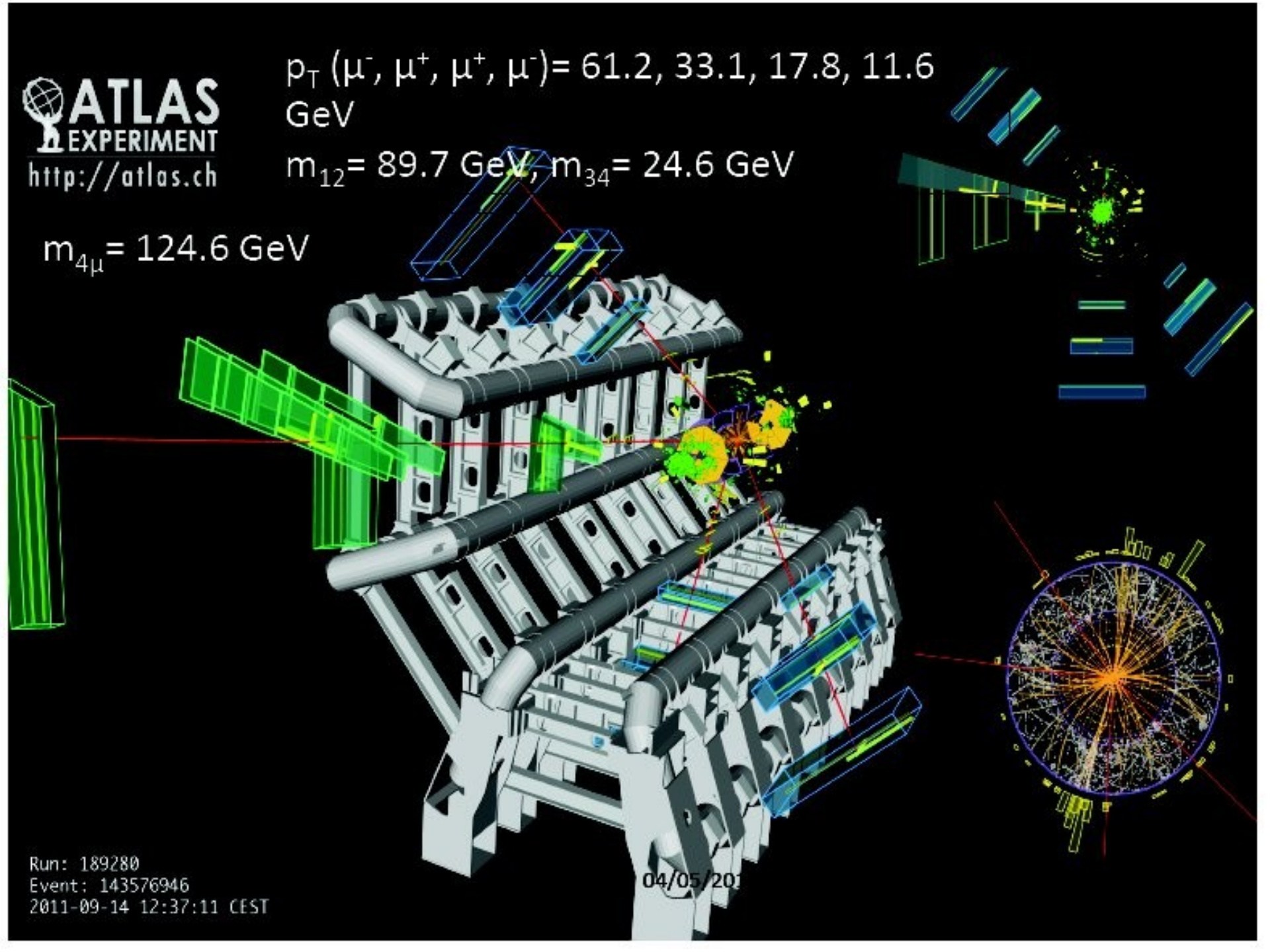
CMS
Excess of
 4.1σ




$p_T (\mu^-, \mu^+, \mu^+, \mu^-) = 61.2, 33.1, 17.8, 11.6$
GeV

$m_{12} = 89.7$ GeV, $m_{34} = 24.6$ GeV

$m_{4\mu} = 124.6$ GeV




$m_{2e2\mu} = 124.3 \text{ GeV}$





4e Candidate




$$M_{Z1} = 92 \text{ GeV}/c^2$$

$$M_{Z2} = 27 \text{ GeV}/c^2$$

$$\underline{M_{4e}} = \underline{126 \text{ GeV}/c^2}$$



4μ Candidate

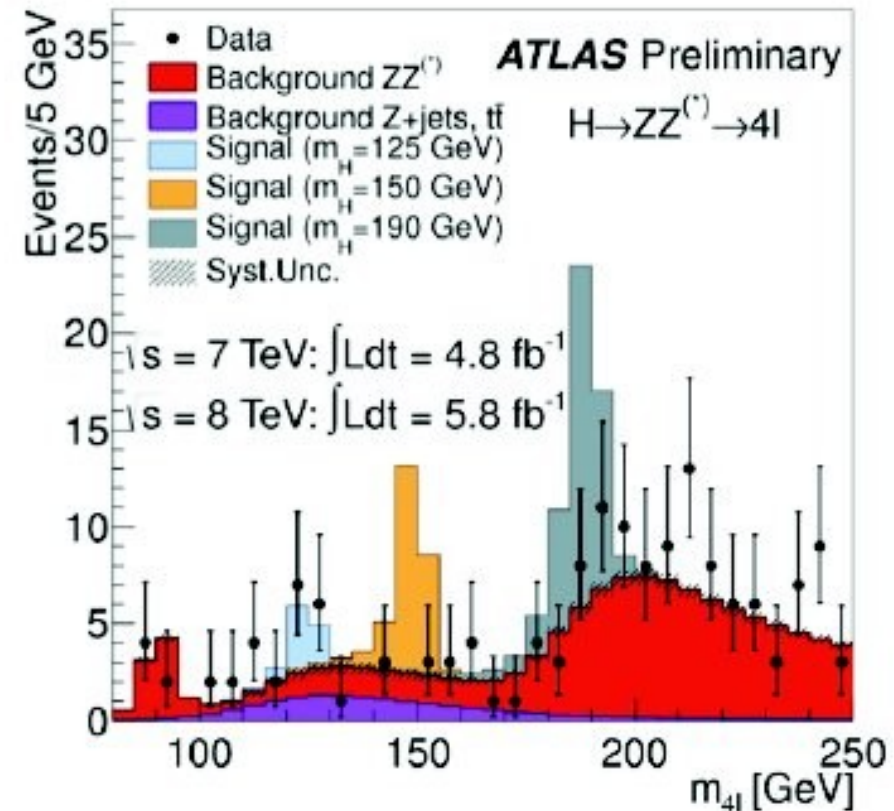
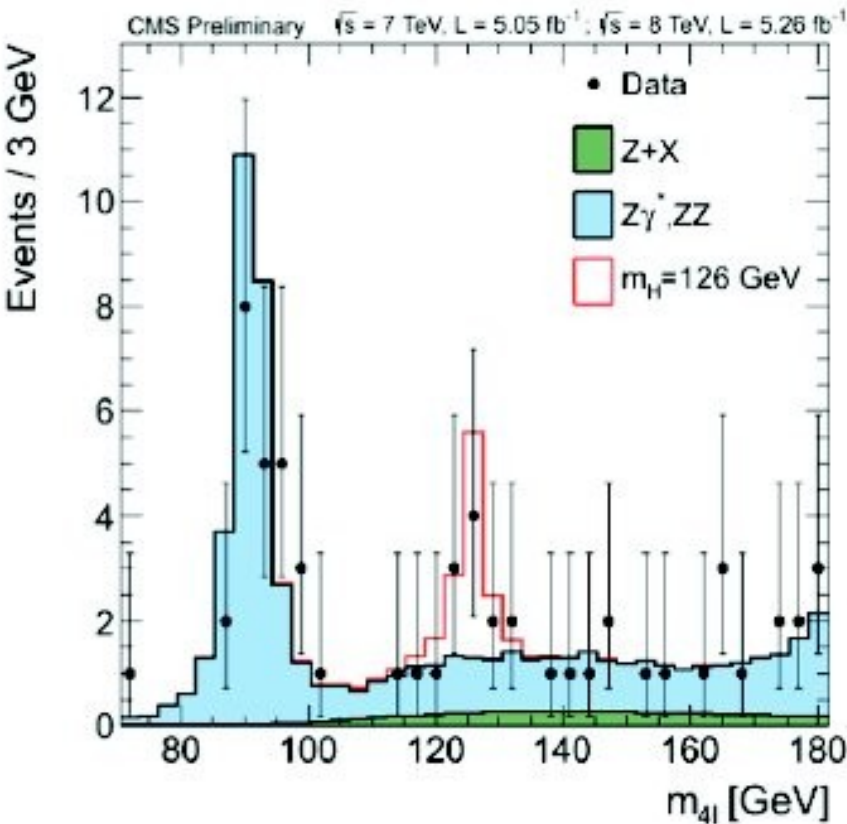


$$M_{Z1} = 90 \text{ GeV}/c^2$$

$$M_{Z2} = 25 \text{ GeV}/c^2$$

$$\underline{M_{4\mu} = 119 \text{ GeV}/c^2}$$

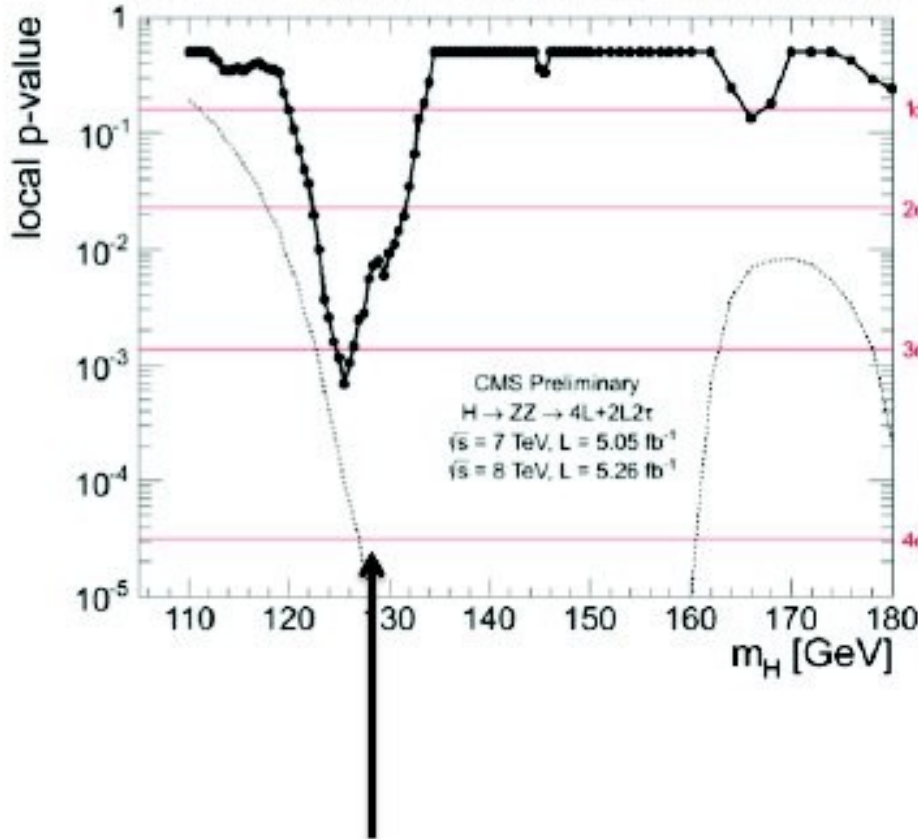
Higgs production at the LHC



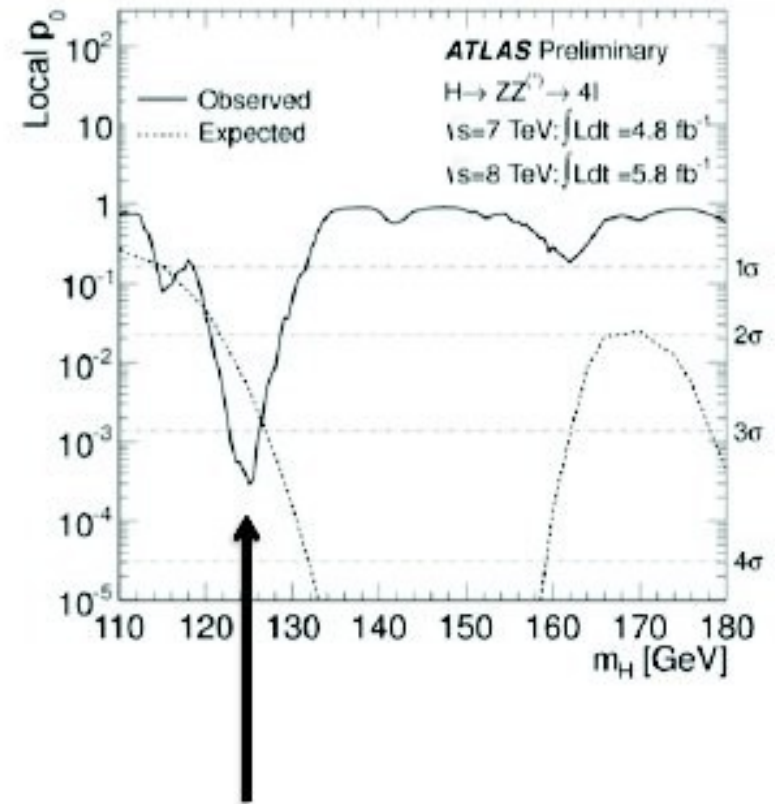
Somewhat better S/B in CMS
 (for instance lower reducible background)
 (also 7 TeV ATLAS analysis does not have latest improvements in electron reconstruction)

Higgs production at the LHC

CMS better sensitivity from use of angular variables (20%) + better S/B at low mass (~20%)



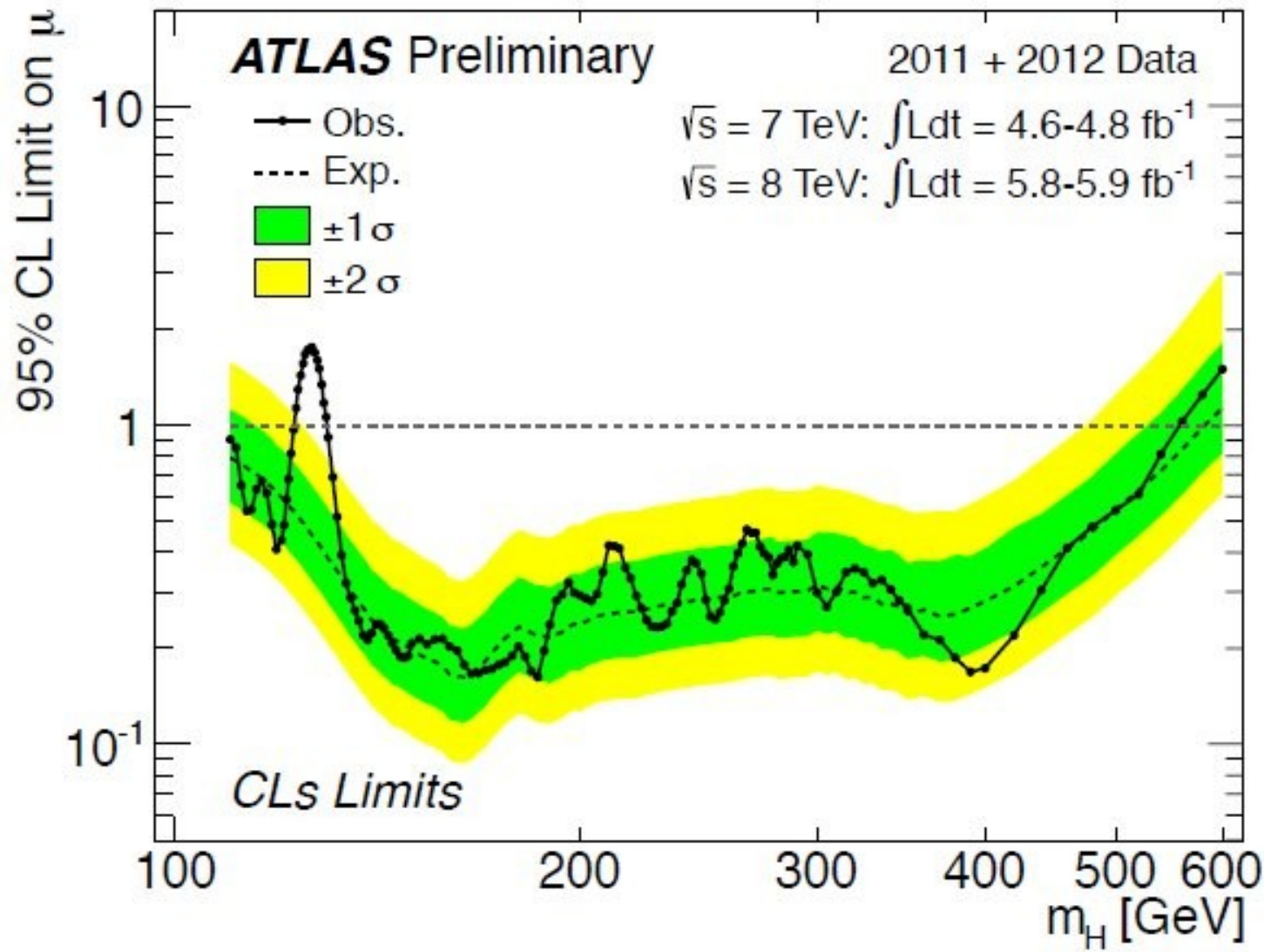
CMS
Excess of
3.2σ



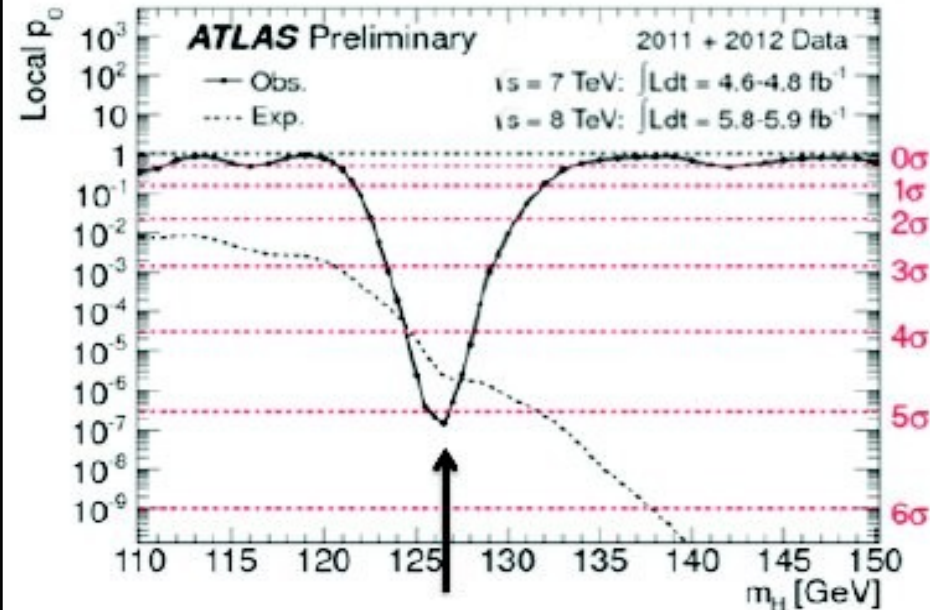
ATLAS
Excess of
3.4σ

Higgs exclusion

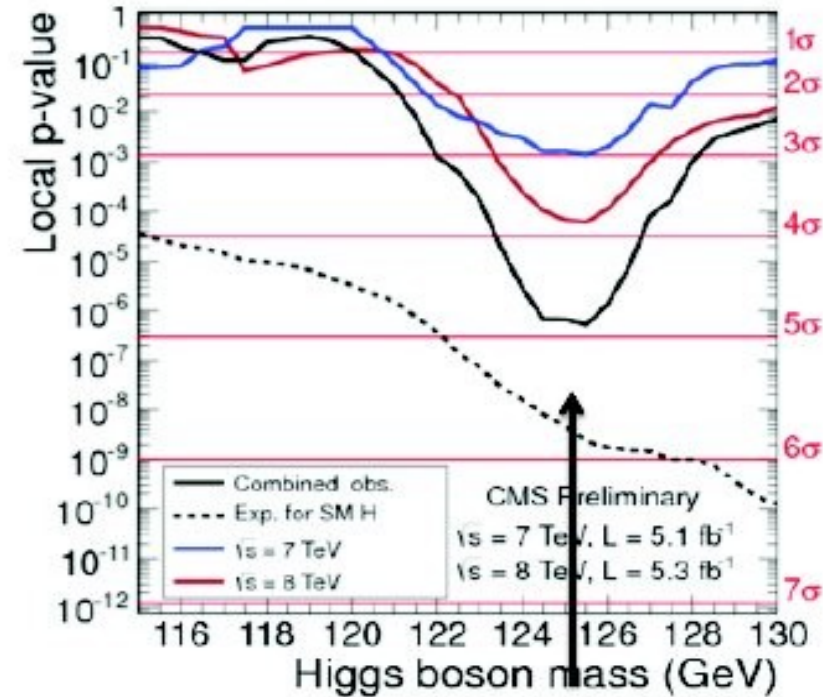
Impressive Exclusion Range for both ATLAS and CMS



Higgs combination (4th July 2012)



ATLAS
Excess of
5.0 σ




ATLAS
Excess of
4.9 σ

As a Layman: **We have it!**



Computing

The technical challenge at LHC



**Everything in
LHC
computing is
connected to
processing
such data !!**

The technical challenge at LHC (ctd)

- **Very high (design) event rate: 40 MHz**
- **Large event size: $O(1)$ MB**
- **Large background of uninteresting events**
- **Large background in each event**
 - many interactions in each beam crossing
 - pile-up from adjacent beam crossing
 - many low-momentum particles

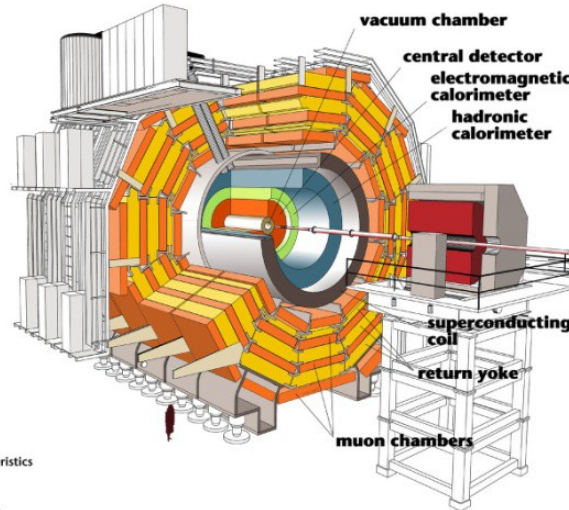
The technical challenge at LHC (ctd)

- **Large number of physicists doing analysis**
 - ATLAS and CMS experiments at the LHC: both consist of 170-180 institutes in about 40 countries
 - Distribution of data and programs
 - Bookkeeping is crucial
- **High pressure, competitive spirit**
 - Important discoveries to be (and have been) made
 - Computing has to be as fast as possible

What is Physics Computing?

- **Yearly input: A few petabytes of data**
- **Yearly output: A few hundred physics papers**
- **Data reduction factor of 10^7 to 10^8 !!**
- **How is it done?**
- **Will try to answer this question in this and tomorrow's lectures**

It's simple ... is it?



Detector characteristics

Width: 22m
 Diameter: 15m
 Weight: 14500t

```

Paper paper15
Data higgsdata
...
paper15=make_paper(higgsdata)
...
    
```



INSTITUTE OF PHYSICS PUBLISHING JOURNAL OF PHYSICS G: NUCLEAR AND PARTICLE PHYSICS
 J. Phys. G: Nucl. Part. Phys. M (2005) 857-871 doi:10.1088/0954-3889/31/8/017

Electroweak phase transition in an extension of the standard model with a real Higgs singlet

S W Ham¹, Y S Jeong² and S K Oh^{1,2}

¹ Center for High Energy Physics, Kyungpook National University Daegu 702-701, Korea
² Department of Physics, Konkuk University, Seoul 143-701, Korea

Received 1 December 2004
 Published 24 June 2005
 Online at stacks.iop.org/JPhysG/31/857

Abstract
 The Higgs potential of the standard model with an additional real Higgs singlet is studied in order to examine if it may allow the strongly first-order electroweak phase transition. It is found that there are parameter values for which this model at the one-loop level with a finite-temperature effect may allow the desired phase transition. Those parameter values also predict that the masses of the neutral scalar Higgs bosons of the model are consistent with the present experimental bound, and that their production in e^+e^- collisions may be searched at the proposed ILC with $\sqrt{s} = 500$ GeV in the near future.

1. Introduction

The possibility of baryogenesis by means of electroweak phase transition has recently been widely examined, since the electroweak baryogenesis can, in principle, be tested in the future accelerator experiments [1]. If the electroweak phase transition is strongly first order, it can fulfil the departure from thermal equilibrium which is one of the three conditions required by Sakharov that are necessary for the dynamic generation of the baryon asymmetry during the evolution of the universe [2]. It has already been observed that in the standard model (SM) the electroweak phase transition cannot be strongly first order unless the mass of the scalar Higgs boson is smaller than its lower bound set experimentally by LEP [3]. The sufficient strength of the first-order electroweak phase transition is essential for preserving the generated baryon asymmetry at the electroweak scale. In the literature, a number of articles have been devoted to study the possibility of accommodating the strongly first-order electroweak phase transition in various models beyond the SM [4].

Among them, an interesting possibility has been investigated several years ago, where an extension of the SM with a real Higgs singlet field has been adopted within the context of the electroweak phase transition [5]. We consider that the model is inspiring, because adding a real Higgs singlet field is the simplest extension of the Higgs sector of the SM. In that model, the strength of the first-order electroweak phase transition has been stronger than that in the case of the SM. Due to the presence of cubic terms in the tree-level Higgs potential, a strongly

0954-3889/05/080857-15\$30.00 © 2005 IOP Publishing Ltd Printed in the UK 857

Actually, at LHC we need...

- **Millions of lines of code (C++,Python, ...)**
- **Hundreds of neural networks (BNNs, not ANNs)**
- **Large infrastructure**
 - Customized hardware
 - PC farms
 - Database and storage systems
 - Distributed analysis facilities
 - The grid

What happens to the data?

- **Event filtering, tagging and storage**
- **Calibration, alignment**
- **Event reconstruction**
- **Storage**
- **Event simulation**
- **Physics analyses**

Step by step

- **Each step involves some data reduction**
 - data are discarded (online)
 - data are compressed (offline)
- **In each step the data get closer to be interpretable in physical terms**
- **Some steps are repeated many times until the output is satisfactory (offline reprocessing)**

Online vs Offline computing

- **Online**
 - In real time, fast!
 - Decisions are irreversible
 - Data cannot be recovered

- **Offline**
 - From almost real time to long delays
 - Decisions can be reconsidered
 - Data can be reprocessed

Online processing

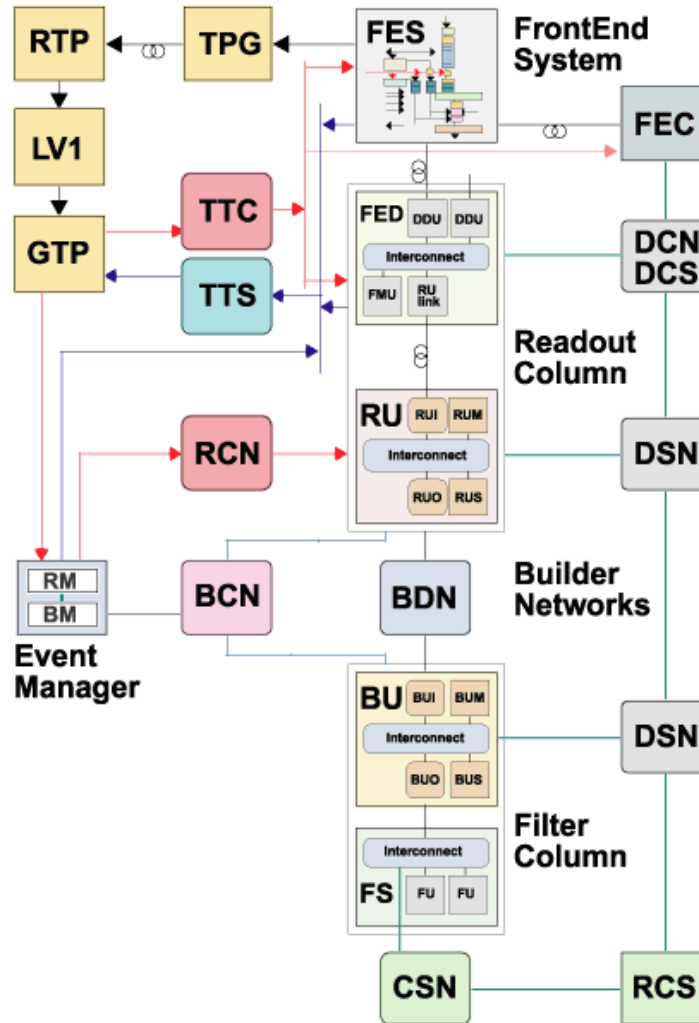
- **Trigger: event selection**
 - Needs only a (small) subset of the detector data
 - Fast, as little dead-time (time period when triggering system is insensitive to new data) as possible
 - Gives “green” or “red” light to the data acquisition



Online processing (ctd)

- **Data acquisition**
 - Interfaces to detector hardware
 - Builds complete events from fragments
 - Sends them to the higher level event filter(s)
 - Writes accepted events to mass storage
 - Very complex system

Complexity of Data acquisition



- FLT** FIRST LEVEL TRIGGER
- TPG** Trigger Primitive Generator
- TDL** Trigger Data Link
- RTP** Regional Trigger Processor
- LV1** Calo & Trigger Processors
- GTP** Global Trigger Processor
- TTC** Timing, Trigger & Control
- TTS** Trigger & Throttle System

- EVB** EVENT BUILDER
- BN** Builder Networks
- BDN** Builder Data Network
- RCN** Readout Control Network
- BCN** Builder Control Network
- EVM** Event Manager
- RM** Readout Manager
- BM** Builder Manager
- FES** Front End System
- DDL** Detector Data Link
- RC** Readout Column
- FED** FrontEnd Driver
- FMU** Fast Monitoring Unit
- DDU** Detector Dependent Unit
- RDL** Readout Data Link
- RU** Readout Unit
- RUI** Readout Unit Input
- RUM** Readout Unit Memory
- RUO** Readout Unit Output
- RUS** Readout Unit Supervisor
- FC** Filter Column
- BU** Builder Unit
- BUI** Builder Unit Input
- BUM** Builder Unit Memory
- BUO** Builder Unit Output
- BUS** Builder Unit Supervisor
- FS** Filter Subfarm
- FU** Filter Unit
- HLT** High Level Trigger

- RCS** RUN CONTROL SYSTEM
- DCM** DAQ operation control and monitor
- ddb** DAQ data bases
- DCS** Detector Control System
- DCN** Detector Control Network
- FEC** FrontEnd Control
- CDL** Control Data Link

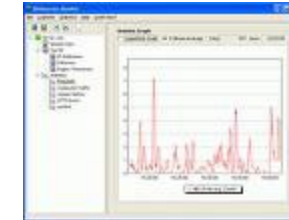
- CS** COMPUTING SERVICES
- CSN** Computing and Services Network
- DSN** DAQ Services Network
- DA** Data archives

Computing and Communication main subsystems

Online processing (ctd)

■ Monitoring

- Detector status
- Data acquisition performance
- Trigger performance
- Data quality check



■ Control

- Configure systems
- Start/stop data taking
- Initiate special runs (calibration, alignment)
- Upload trigger tables, calibration constants, ...



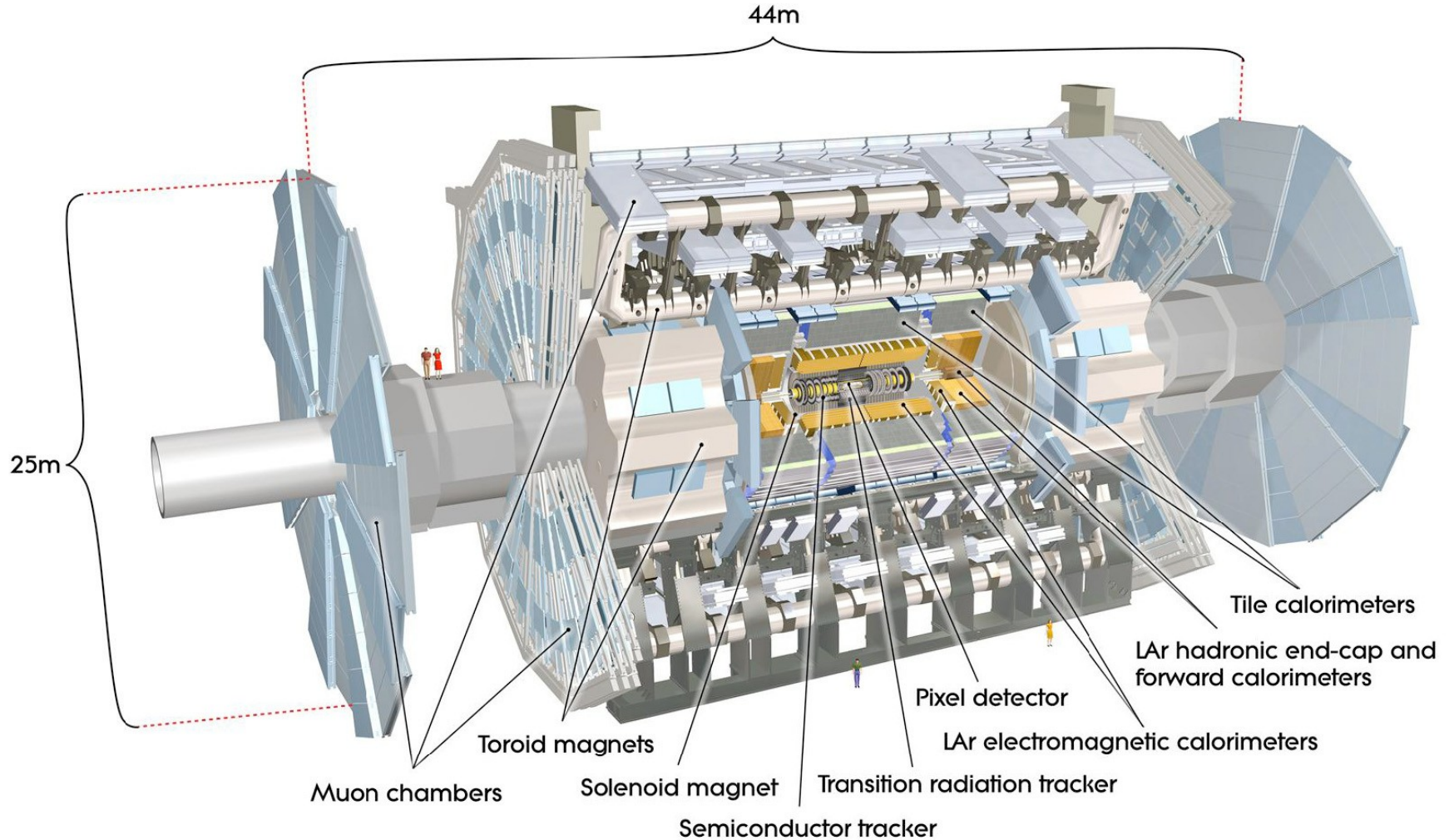
Event selection

- **Primary (design) collision rate: 40 MHz**
- **Recording rate: a few hundred Hz to kHz**
- **How is this achieved?**
 - Multi-level trigger – chain of yes/no decisions
 - Very fast first level: (Programmable) hardware
 - Slower higher level(s): Software on specialized or commodity processors

Event selection (ctd)

- **Has to be reliable**
- **Rejected data are lost forever**
- **Continuous monitoring**
- **Do not lose new physics**
- **Must therefore be open to many different signatures of potentially new physics in the detector system**


Example: ATLAS



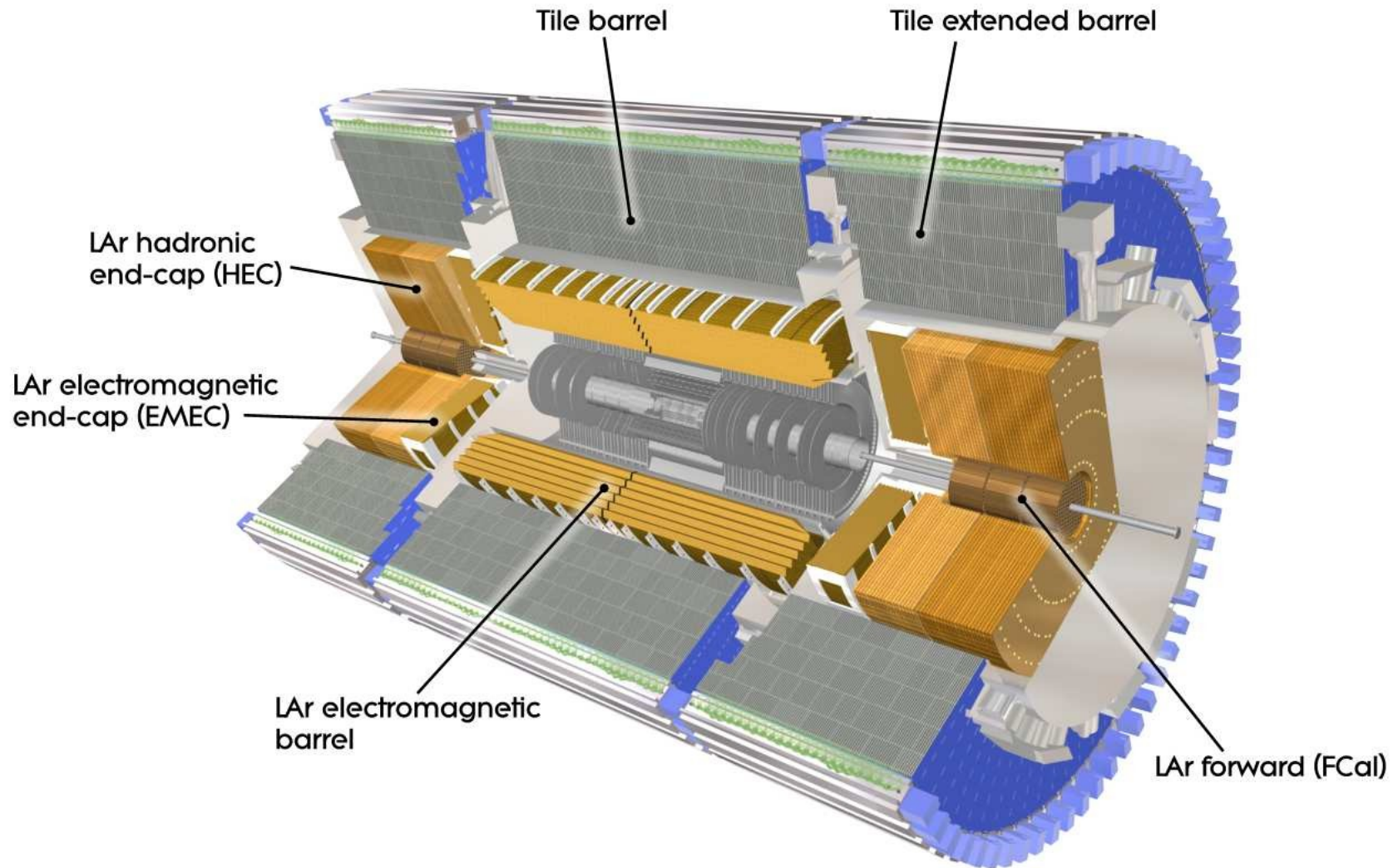
What ATLAS subdetectors measure

- **Inner detector**
 - Momentum and position of charged particles
- **Electromagnetic calorimeter**
 - Energy of photons, electrons and positrons
- **Hadron calorimeter**
 - Energy of charged and neutral hadrons
- **Muon system**
 - Momentum and position of muons

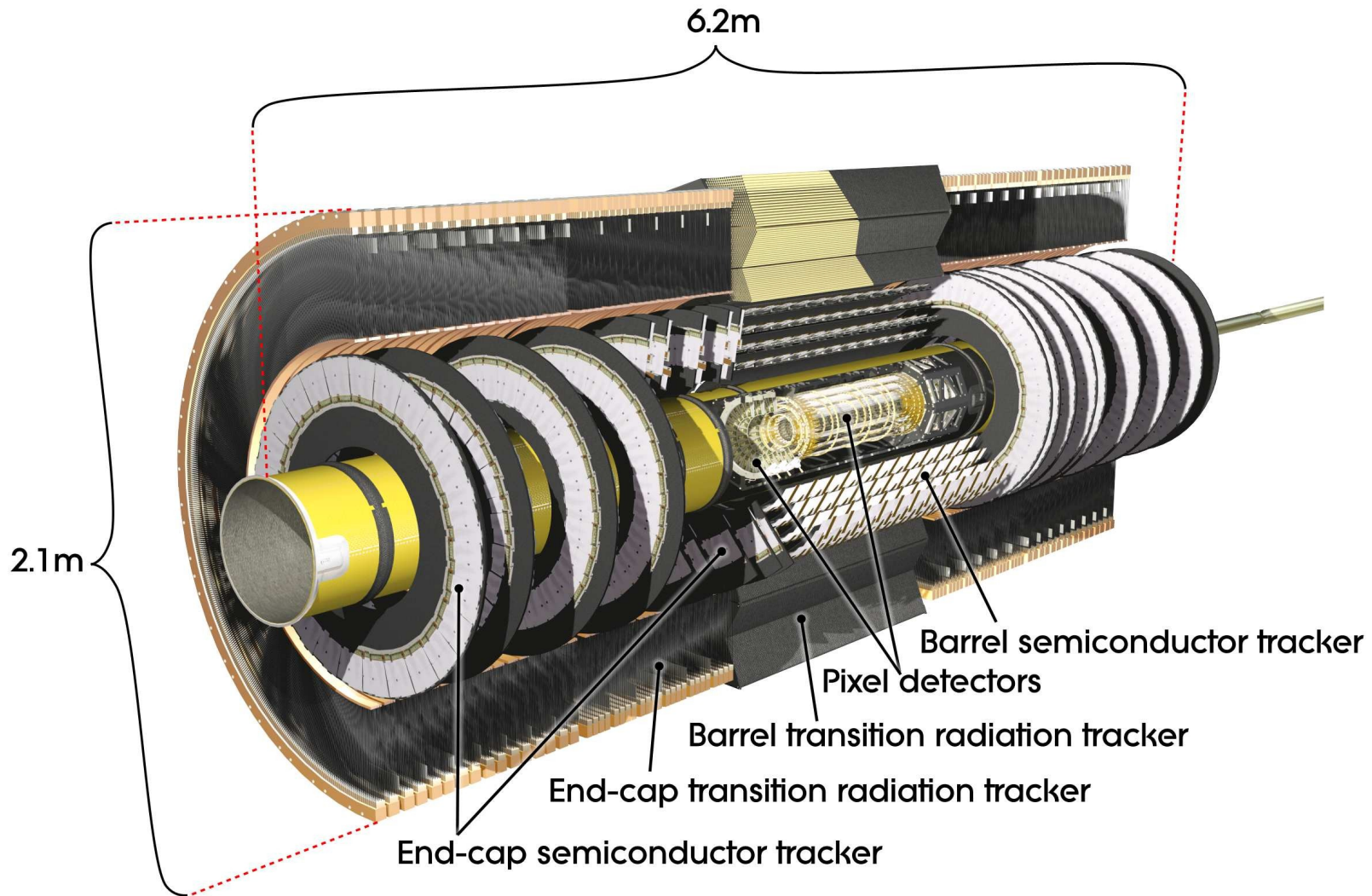
ATLAS detector



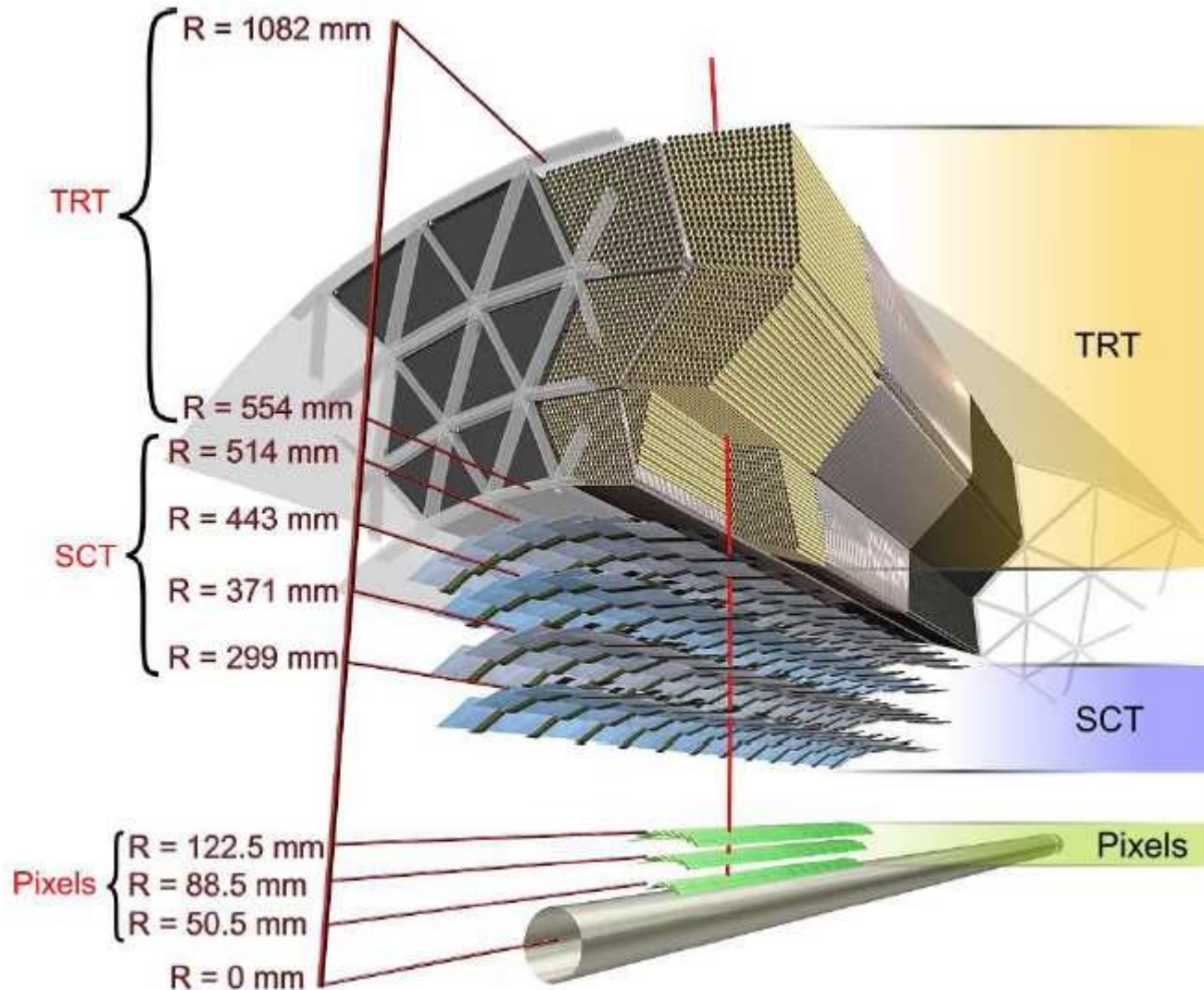
ATLAS detector, calorimeter



ATLAS detector, inner tracker



ATLAS detector, inner tracker



Event selection (ctd)

- **Overall guideline in designing trigger system: what are the essential features of interesting physics in the detectors?**
 - Typically high-energy particles moving transversely to the beam direction
 - Results in large energy deposits in the calorimetric systems, high-energy muons in the muon system, etc.
- **Multi-level trigger explores such features in various degrees of detail**

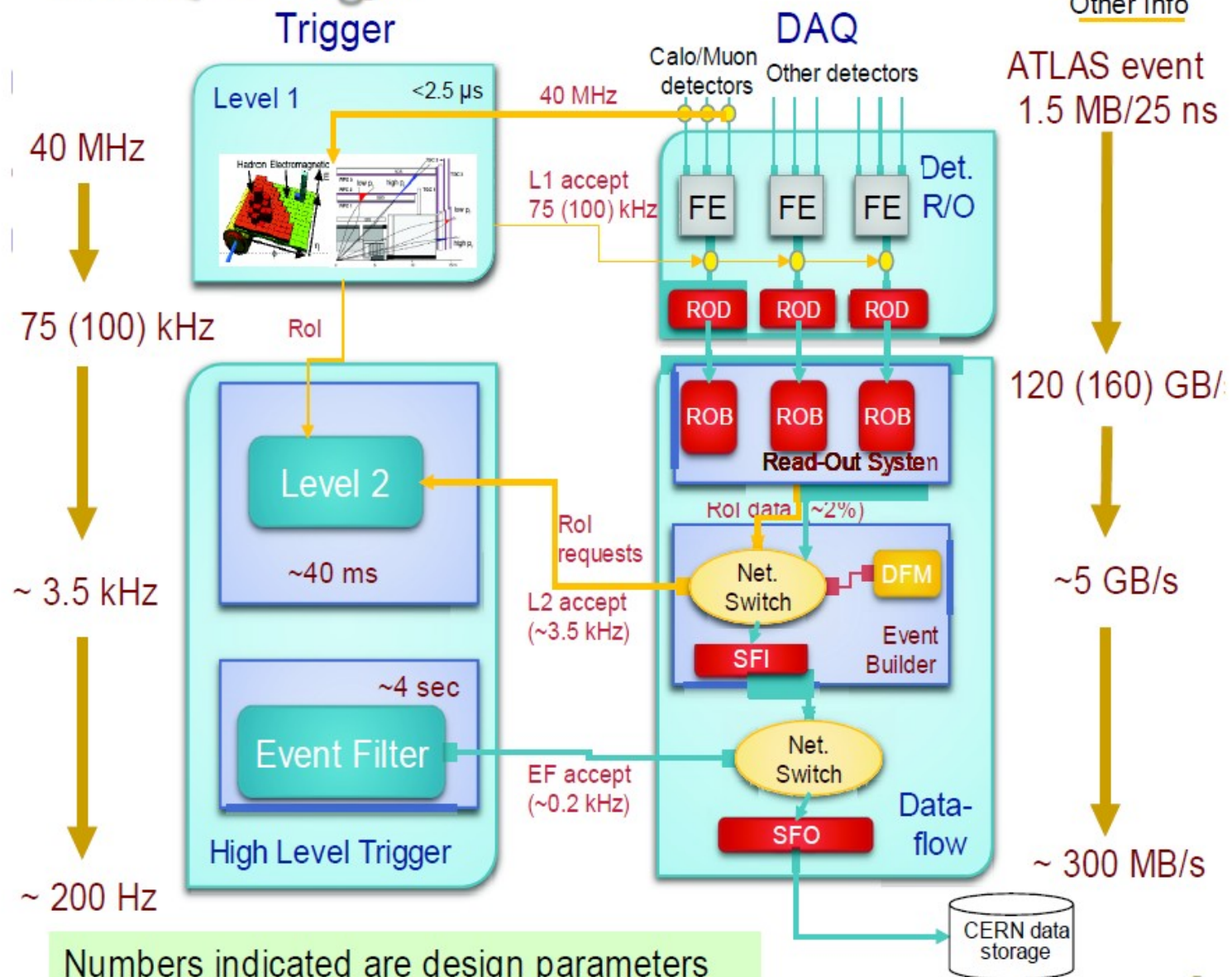
Multi level selection

- **Many events can be discarded very quickly – fast level-1 trigger**
- **Only the surviving ones are scrutinized more carefully – high-level filter(s)**
- **Triggers are tailored to specific physics channels (Higgs, top, WW, ZZ, ...)**
 - Many such hypotheses are investigated in parallel

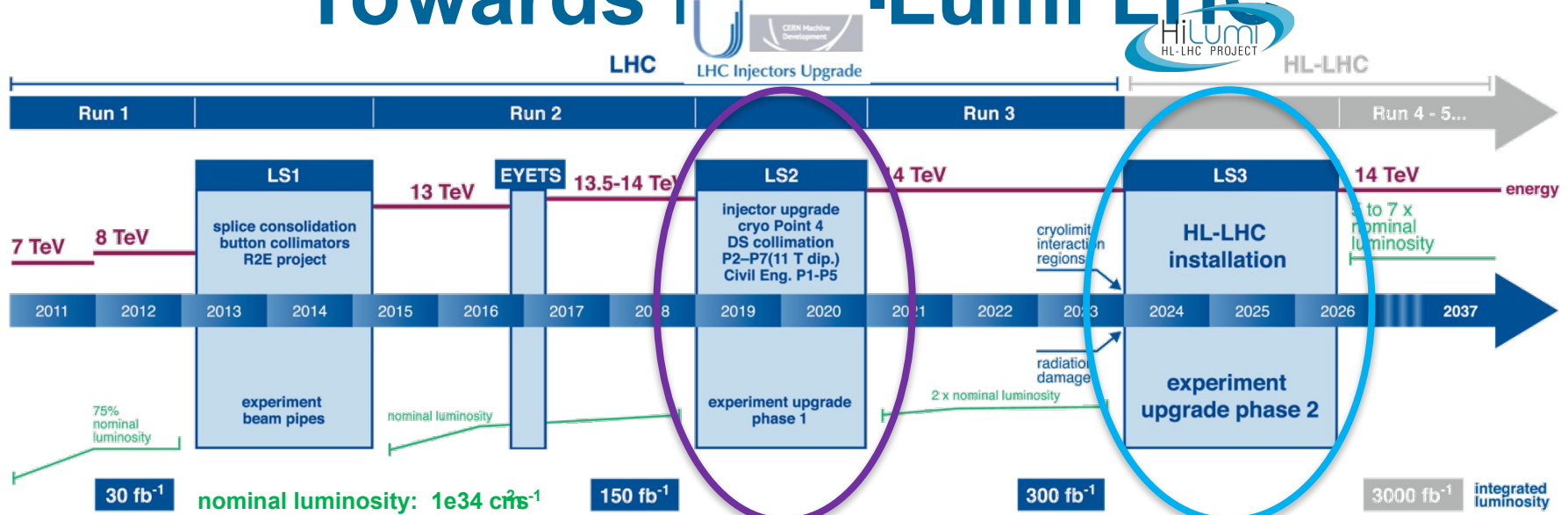
ATLAS triggering system

- **ATLAS has three-level trigger system**
 - Level 1 purely hardware-based (ASICs and FPGAs)
 - High-level trigger (level 2 and Event Filter (EF)) softwarebased
- **Level 1 uses information mainly from calorimeters and muon system**
- **Level 2 also includes information from Inner Detector, uses data from Regions of Interest (RoI) identified by level 1**
- **EF has access to complete set of data and uses same algorithms as offline event reconstruction**

TDAQ Design



Towards High-Lumi LHC





Run	Energy	Peak lumi	Peak $\langle\mu\rangle$	L1 peak rate	HLT av. rate
Run 1	7-8 TeV	$0.8e34 \text{ cm}^2\text{s}^{-1}$	40	70 kHz	400 Hz
Run 2	13 TeV	$2.2e34 \text{ cm}^2\text{s}^{-1}$	65	100 kHz	1 kHz
Run 3	14 TeV	$2.0e34 \text{ cm}^2\text{s}^{-1}$	60	100 kHz	1 kHz
Run 4 - 6	14 TeV	$5-7.5e34 \text{ cm}^2\text{s}^{-1}$	140-200	1 MHz	10 kHz

Two upgrade steps towards HL-LHC

- Ø LHC injector upgrade (LIU) during LS2
- Ø Upgrade to HL-LHC upgrade during LS3
- Ø Both upgrades are needed to reach the ultimate luminosity of $5-7.5 \times 10^{34} \text{ cm}^{-2}\text{s}^{-1}$

ATLAS upgrades, including TDAQ and Trigger, match the LHC upgrades

Towards High-Lumi LHC



nominal luminosity: $1e34 \text{ cm}^{-2}\text{s}^{-1}$

Run 1

Energy: 7-8 TeV
Peak lumi: $0.8e34 \text{ cm}^{-2}\text{s}^{-1}$
Peak $\langle\mu\rangle$: 40

L1 peak rate: 70 kHz
HLT av. rate: 400 Hz

Run 2

Energy: 13 TeV
Peak lumi: $2.2e34 \text{ cm}^{-2}\text{s}^{-1}$
Peak $\langle\mu\rangle$: 65

L1 peak rate: 100 kHz
HLT av. rate: 1 kHz

Run 3

Energy: 14 TeV
Peak lumi: $2.0e34 \text{ cm}^{-2}\text{s}^{-1}$
Peak $\langle\mu\rangle$: 60

L1 peak rate: 100 kHz
HLT av. rate: 1 kHz

Run 4 - 6

Energy: 14 TeV
Peak lumi: $5-7.5e34 \text{ cm}^{-2}\text{s}^{-1}$
Peak $\langle\mu\rangle$: 140-200

L1 peak rate: 1 MHz
HLT av. rate: 10 kHz

Two upgrade steps towards HL-LHC

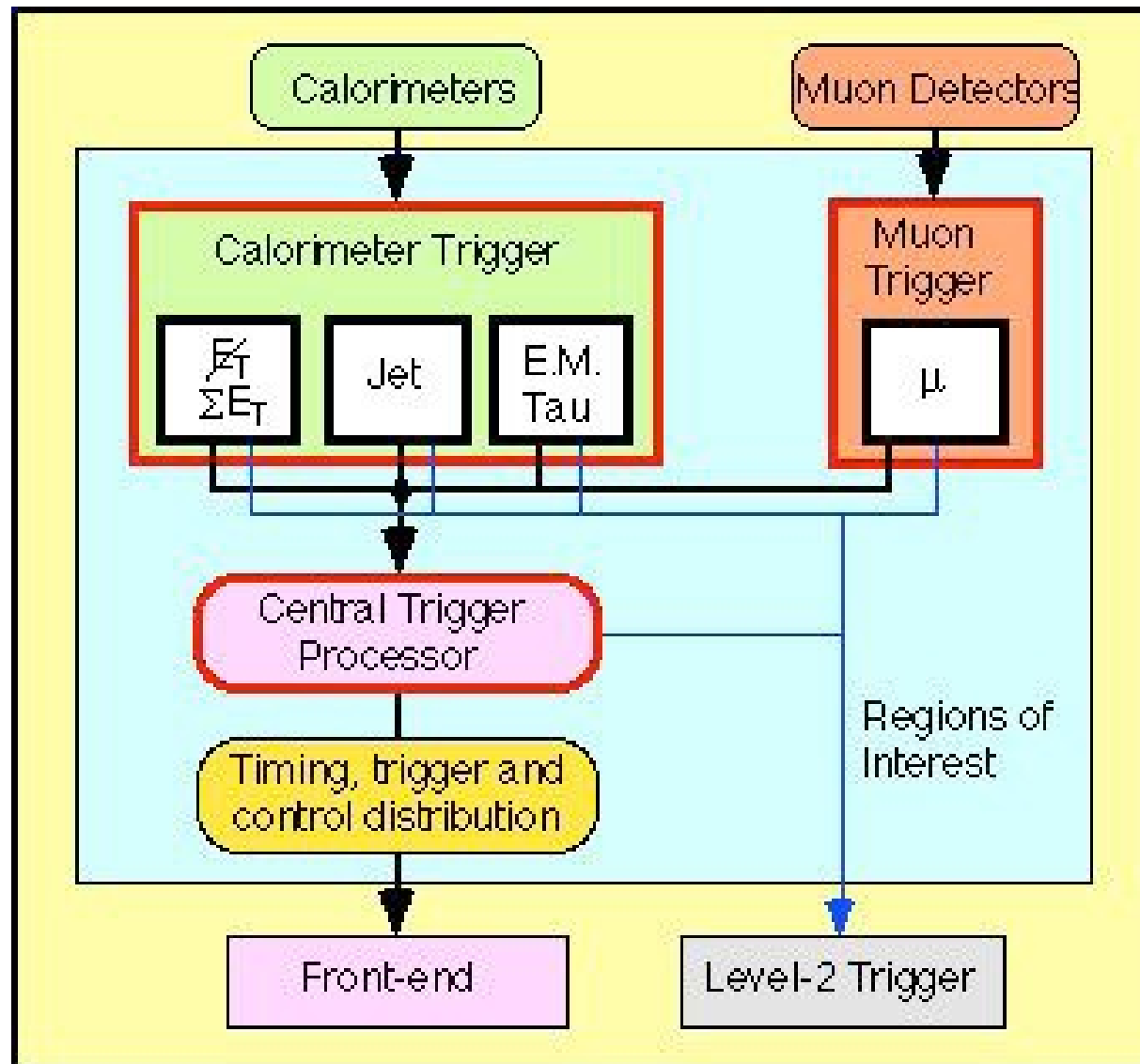
- ∅ LHC injector upgrade (LIU) during LS2
- ∅ Upgrade to HL-LHC upgrade during LS3
- ∅ Both upgrades are needed to reach the ultimate luminosity of $5-7.5 e34 \text{ cm}^{-2}\text{s}^{-1}$

ATLAS upgrades, including TDAQ and Trigger, match the LHC upgrades

ATLAS L1 trigger

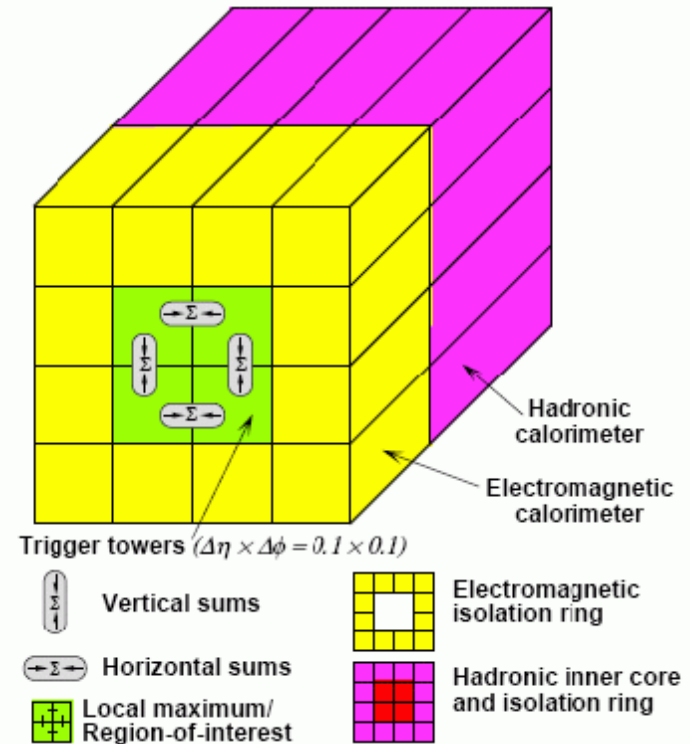
- **Input (design) rate: 40 MHz**
- **Output rate: up to 100 kHz**
- **Latency (time to reach trigger decision):**
 $O(1 \mu\text{s})$
- **Data pipelined until trigger decision can be made**
- **Mainly 2 detector systems:**
muons/calorimeters

ATLAS L1 trigger



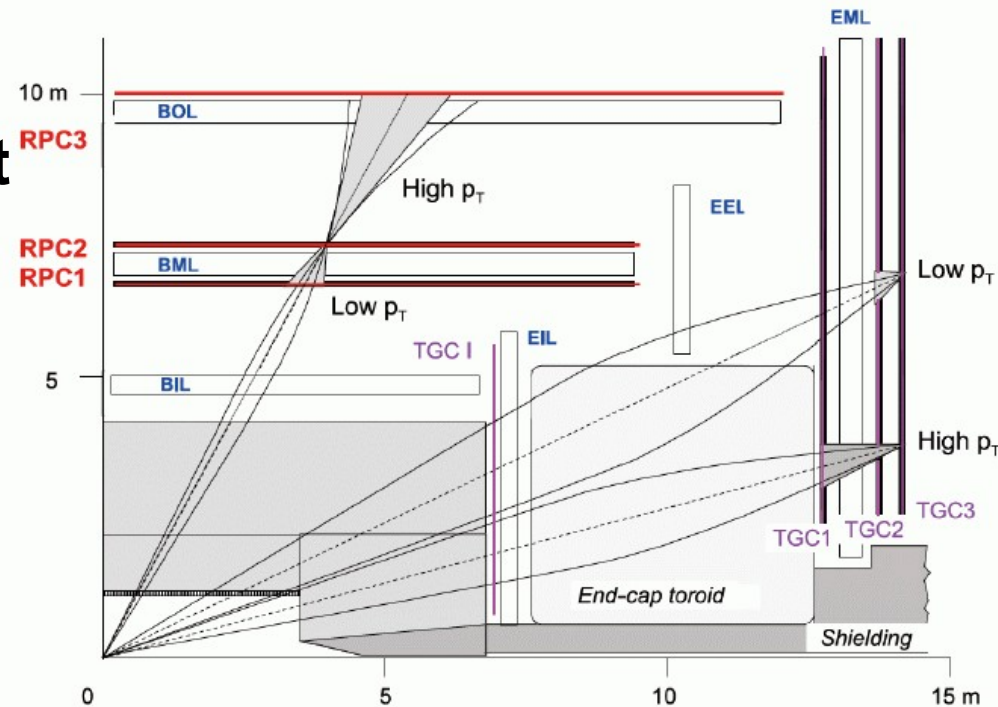
ATLAS L1 calorimeter trigger

- **High-energy objects in an event:**
 - Electrons/photons
 - Hadronic decays of tau lepton
 - Jet candidates
- **Global event properties:**
 - Total transverse energy (ET)
 - Missing ET
 - Jet sum ET
- **Sends to Central trigger:**
 - Multiplicity of electrons/photons and jets passing thresholds
 - Thresholds passed by total and missing ET



ATLAS L1 muon trigger

- Dedicated muon trigger chambers with good time resolution:
 - RPCs (barrel region)
 - TGCs (endcap regions)
- Search for patterns of measurements consistent with high momentum muons coming from collision point



ATLAS L1 CTP

- **Central Trigger Processor**
- **L1 inputs are combined to form L1 items**
 - e.g. an input EM10 (electromagnetic cluster above 10 GeV) can be used in the generation of several L1 items:
 - L1_EM10: At least one EM cluster above 10 GeV
 - L1_2EM10: At least two EM clusters, each above 10 GeV
 - L1_EM10_MU6: An EM cluster above 10 and a muon above 6 GeV.
- **A L1 Accept is generated and sent to the detector readout electronics only if at least one L1 item survives.**

High-Level Filter

- **Further data selection:**
 - Up to 100 kHz input rate
 - A few hundred Hz output rate
- **Event tagging:**
 - Reconstruct physics objects
 - Mark events having interesting features
 - Facilitates quick access later



○ **Run 347, Event 2566**
Higgs candidate

High-Level Filter (ctd)

- **More detailed analysis of event and underlying physics**
- **Runs on standard processors (commodity PCs)**
- **CMS: 1 stage (in contrast to ATLAS two-stage solution)**

CMS high-level trigger

- **Has to keep pace with the L1 Output (up to 100 kHz)**
- **Solution: massive parallelism**
- **Filter farm**
 - $O(10000)$ cores
 - Decision time: $O(100)$ ms

CMS high-level trigger (ctd)

- **Same software framework as in offline reconstruction**
- **Transparent exchange of algorithms with offline code**
- **Regional reconstruction**
 - Concentrates on region(s) found by Level 1
- **Partial reconstruction**
 - Stop as soon specific questions are answered

Output of CMS high-level trigger

- **Raw data are sent to Tier-0 farm (at CERN)**
 - Detector data (zero compressed)
 - Trigger information + some physics objects
 - $O(50)$ physics datasets, depending on trigger history, $O(10)$ online streams (calibration/monitoring/alignment)
- **Physics: $O(1)$ MB @ a few hundred Hertz = a few hundred MB/sec**
- **Alignment/Calibration: $O(50)$ MB/sec**

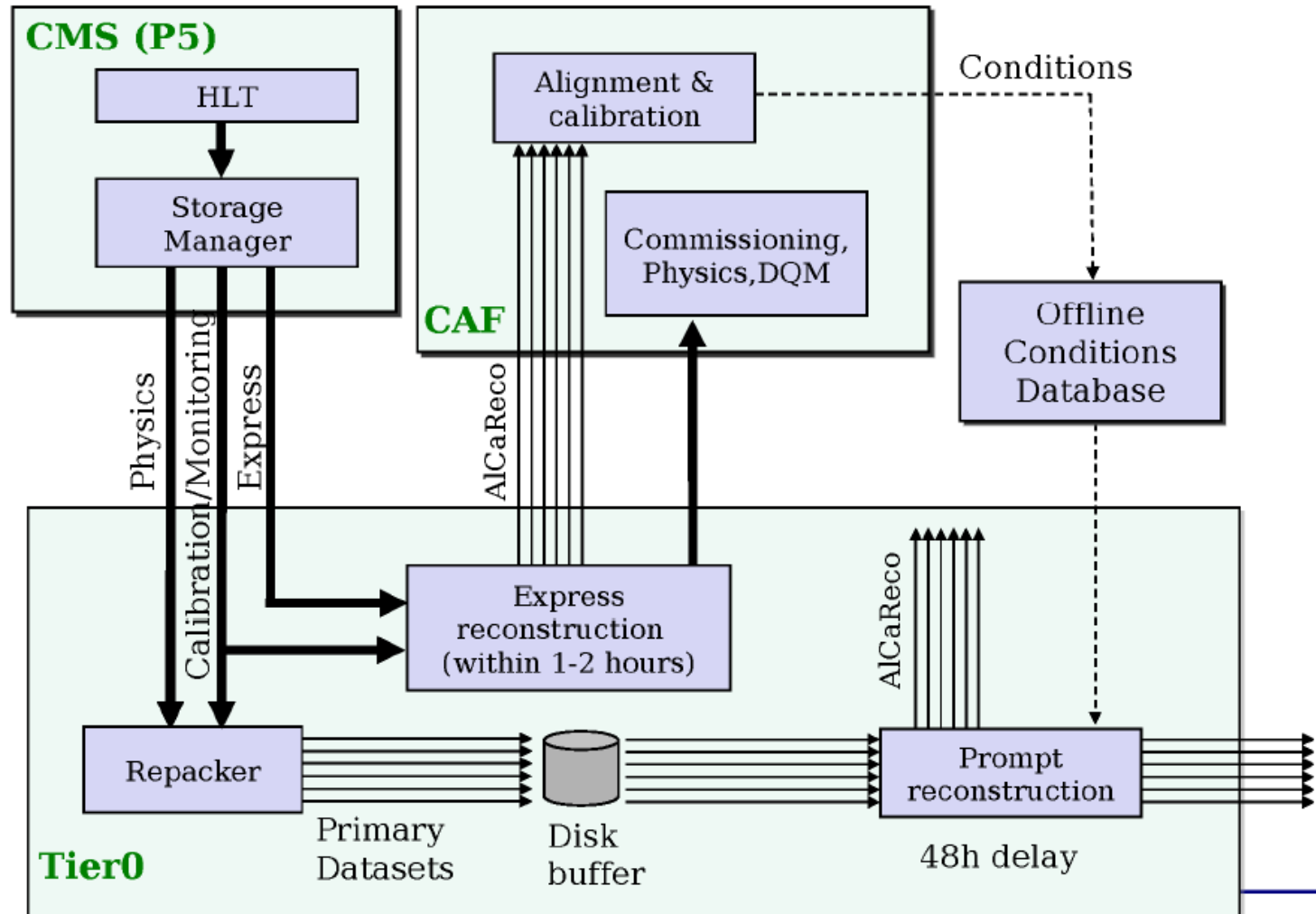
Output of CMS high-level trigger (ctd)

- LHC runs for $\sim 10^7$ sec/year
- A few PB per year at design luminosity

Tier-0 processing

- **Archive raw data on mass storage**
- **First event reconstruction without or with a small delay**
- **Archive reconstructed data on mass storage**
 - A few hundred kByte/event, depending on physics
 - Reconstructed objects (hits/clusters, tracks, vertices, jets, electrons, muons)
- **Send raw and processed data to Tier-1**

Tier-0 processing (ctd)



Summary, event selection

- **Selecting a small subset of all collision events for offline analyses**
 - Reducing from 40 MHz collision rate to recording rate of a few hundred Herz
- **Multi-level triggering system**
 - Looking for signatures of potentially interesting physics in detectors
 - First level purely hardware-based with pipelined data
 - Higher level(s) software-based, massively parallelized on filter farms

Offline Processing

- **Calibration**
 - Convert raw data to physical quantities
- **Alignment**
 - Find out precise detector positions
- **Event reconstruction**
 - Reconstruct particle tracks and vertices (interaction points)
 - Identify particle types and decays
 - Impose physics constraints (energy and momentum conservation)

Offline Processing (ctd)

- **Simulation**
 - Generate artificial events resembling real data as closely as possible
 - Needed for background studies, corrections, error estimation, ...

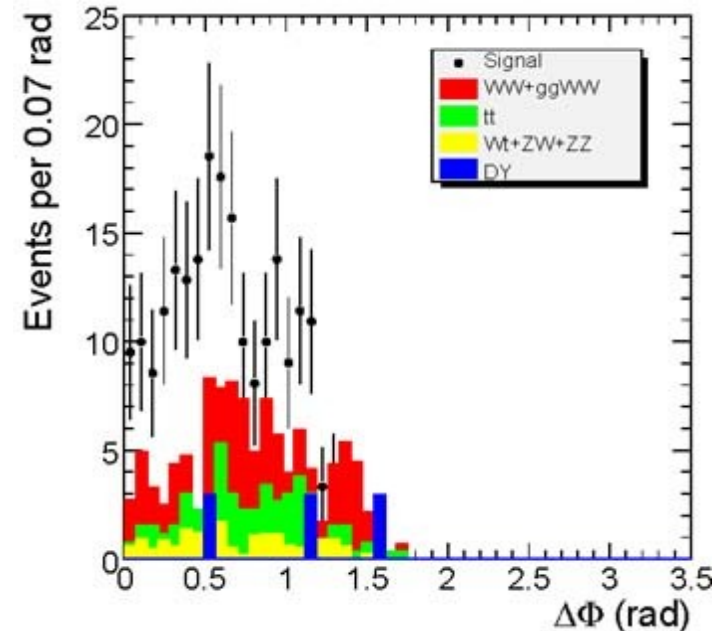


**Monte Carlo
Method**

Offline Processing (ctd)

- **Physics analysis**

- Extract physics signals from background
- Compute masses, cross-sections, branching ratios, discovery limits, ...
- Requires sophisticated multivariate techniques
- Series of lectures and exercises on data analysis methods later in this theme

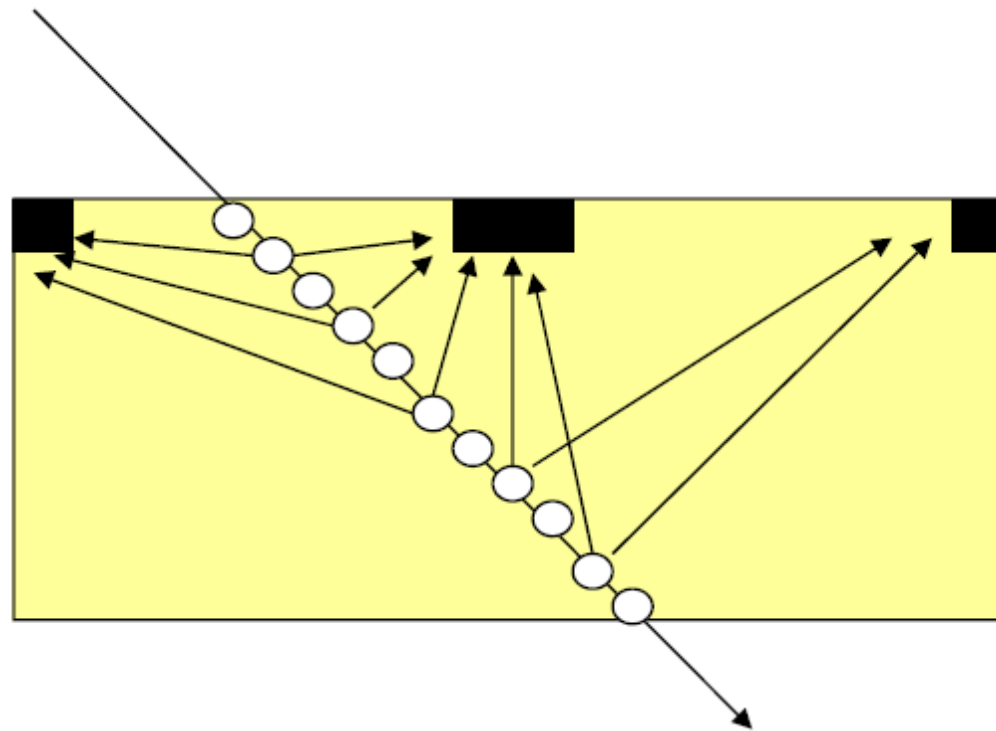


Calibration: From bits to GeV and cm

- Raw data are mostly ADC or TDC counts
- They have to be converted to physical quantities such as energy or position
- Very detector dependent
- Every detector needs calibration
- Calibration constants need to be updated and stored in a database

Silicon Tracker calibration

- Incoming particle creates electric charge in strips or pixels

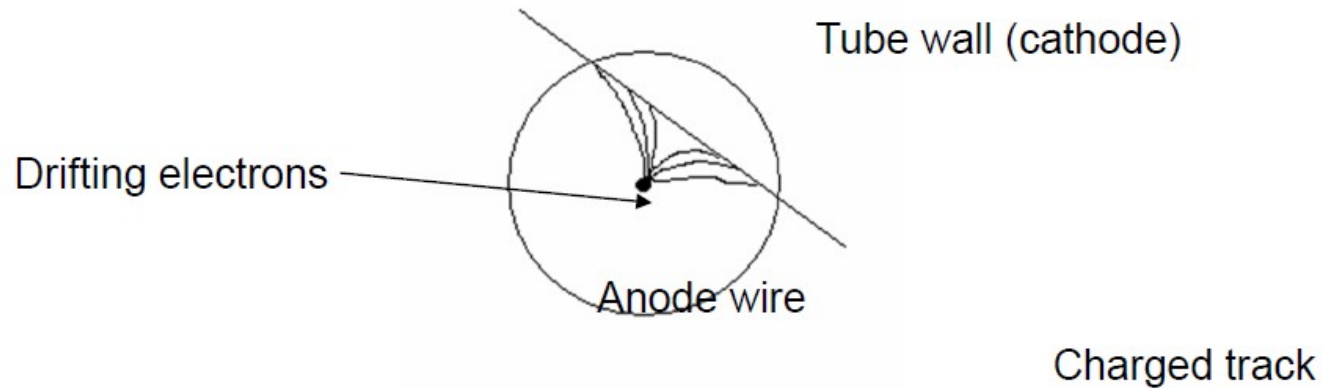


Incoming particle

Silicon Tracker calibration (ctd)

- **Charge distribution depends on location of crossing point and crossing angle**
- **Solve inverse problem: reconstruct crossing point from charge distribution and crossing angle**
- **Test beam, real data**

Drift tube calibration



Drift tube calibration (ctd)

- **Incoming particle ionizes gas in tube**
- **Electrons/ions drift to anode/cathode**
- **Drift time is measured**
- **Must be converted to drift distance**
- **Time/distance relation must be determined (not always linear)**
- **Test beam, real data**

Alignment: Where are the detectors?

- Tracking detectors are very precise instruments
- Silicon strip detector: $\sim 50 \mu\text{m}$
- Pixel detector: $\sim 10 \mu\text{m}$
- Drift tube: $\sim 100 \mu\text{m}$
- Positions of detector elements need to be known to a similar or better precision



Example: CMS tracker



Alignment

- **Mechanical alignment**
- **Measurements taken before assembly**
- **Switching on the magnetic field**
- **Laser alignment**
- **Alignment with charged tracks from collisions, beam halo and cosmic rays**

Alignment (ctd)

- **Difficult because of huge number of parameters to be estimated (~ 100000)**
- **Continuous process**
- **Alignment constants need to be updated and stored in a database**

Event reconstruction


- **Find out which particles have been created where and with which momentum**
- **Many can be observed directly**
- **Some are short-lived and have to be reconstructed from their decay products**
- **Some (neutrinos) escape without leaving any trace**

Event reconstruction (ctd)

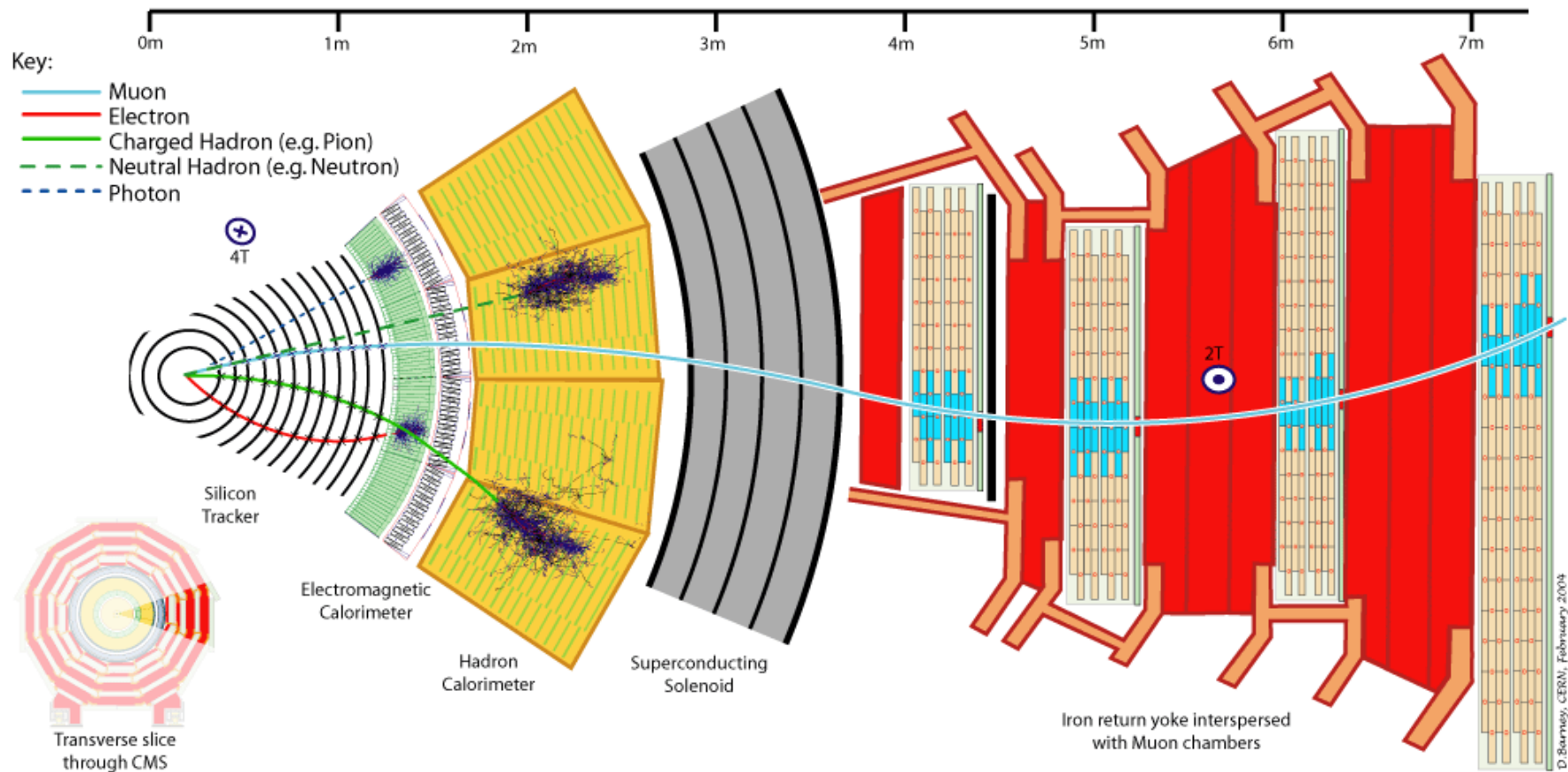
- **Reconstruct charged particles**
- **Reconstruct neutral particles**
- **Identify type of particles**
- **Reconstruct vertices (interaction points)**
- **Reconstruct kinematics of the interaction**
- **Not trivial, very time-consuming ...**

Event reconstruction (ctd)

CMS: Higgs decay into two jets



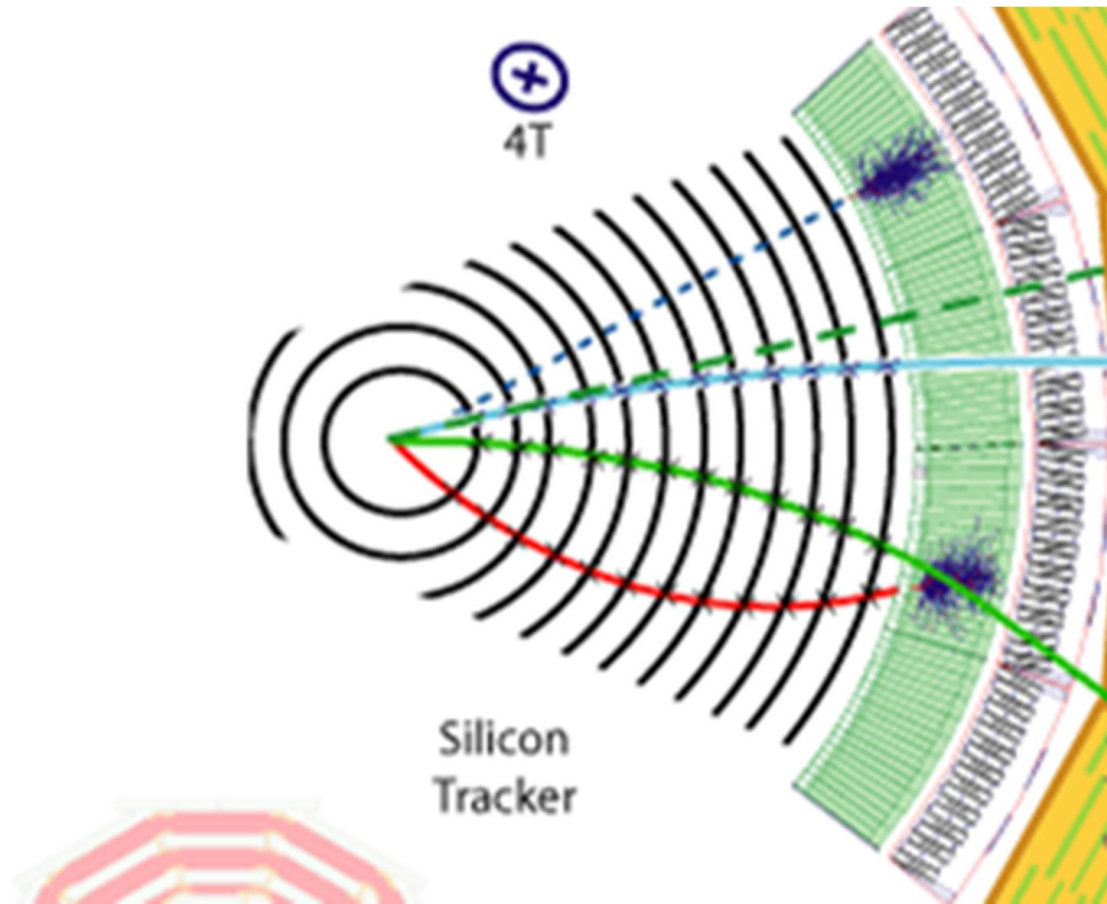
What CMS subdetectors measure



Charged particles

- **Charged particles are detected by tracker and calorimeters**
- **Muons also reach the muon system**
- **Very high number of low-momentum charged particles**
- **Select by threshold on transverse momentum**

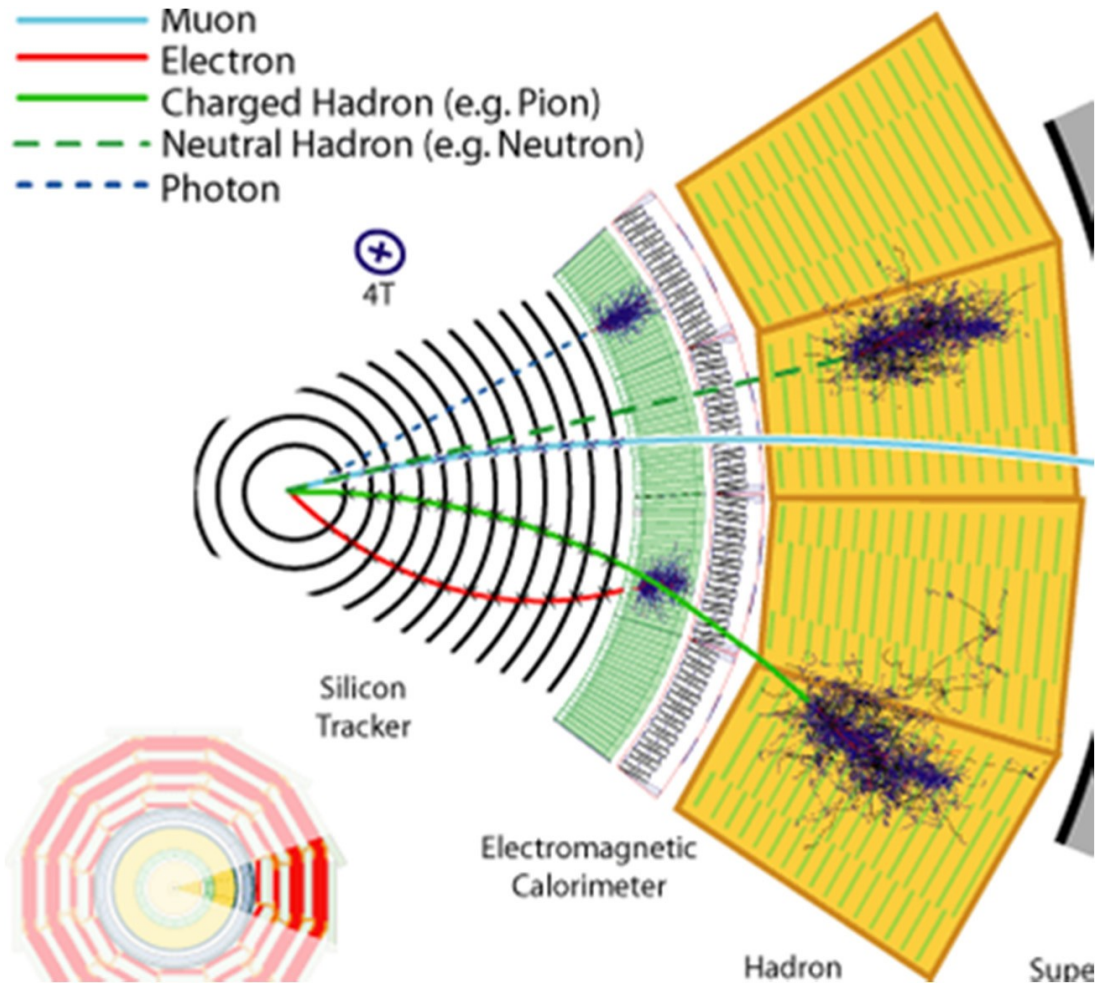
Charged particles (ctd)



Neutral particles

- **Neutral particles are detected mainly by calorimeters (e.g. photons, neutrons)**
- **They should deposit their entire energy**
- **Some of them decay into charged particles which are detected by the tracker (e.g. K^0)**
- **Neutrinos escape without leaving a trace (missing energy)**

Neutral particles (ctd)



Reconstruction of charged particles

- **Trajectory is curved because of the magnetic field**
- **Position is measured in a number of places –“hits”**
- **Determine track parameters (location, direction, momentum) plus their estimated uncertainties from the position measurements**
- **Data compression**

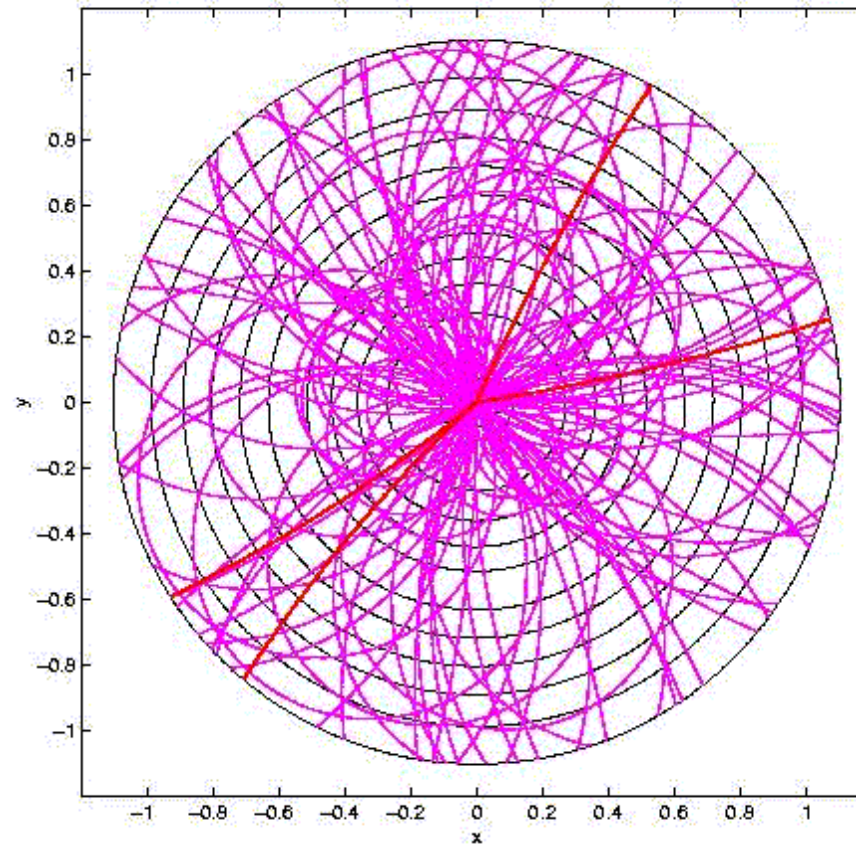
The difficulties

- **Assignment of hits to particles is unknown**
- **Huge background from low-momentum tracks**
- **Additional background from other interactions in the same beam crossing, from adjacent beam crossings and from noise in the electronics**

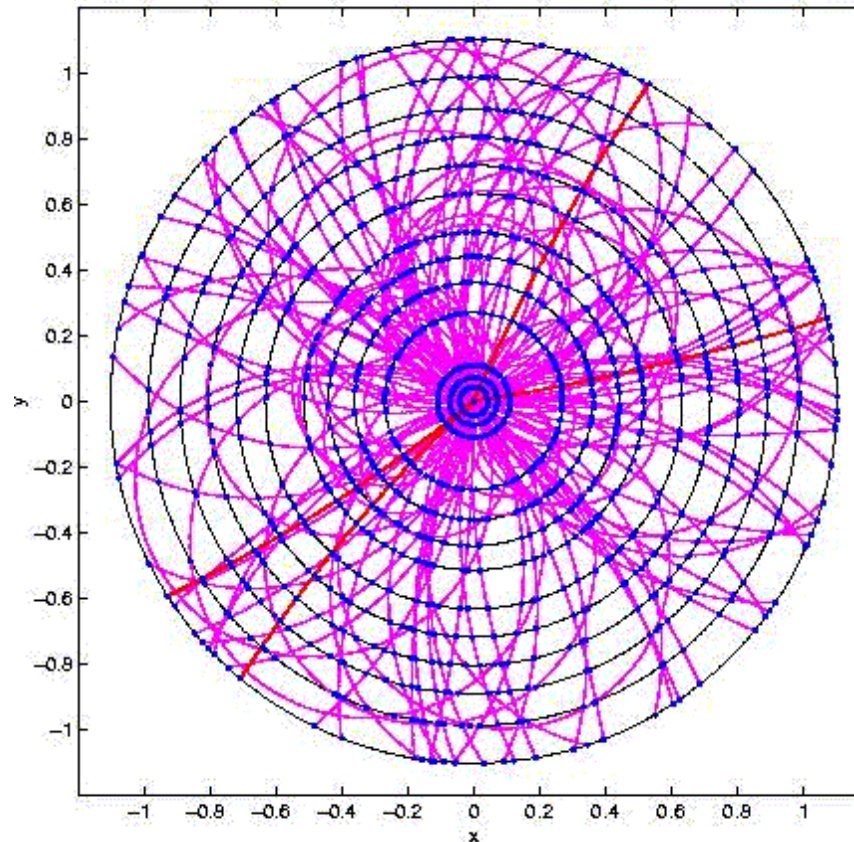
More difficulties

- **Charged particles interact with all the material, not only the sensitive parts**
 - **Multiple Coulomb scattering**
 - Changes direction, but not momentum
 - **Energy loss by ionization**
 - All charged particles, changes momentum
 - **Energy loss by bremsstrahlung**
 - Electrons and positrons, changes momentum

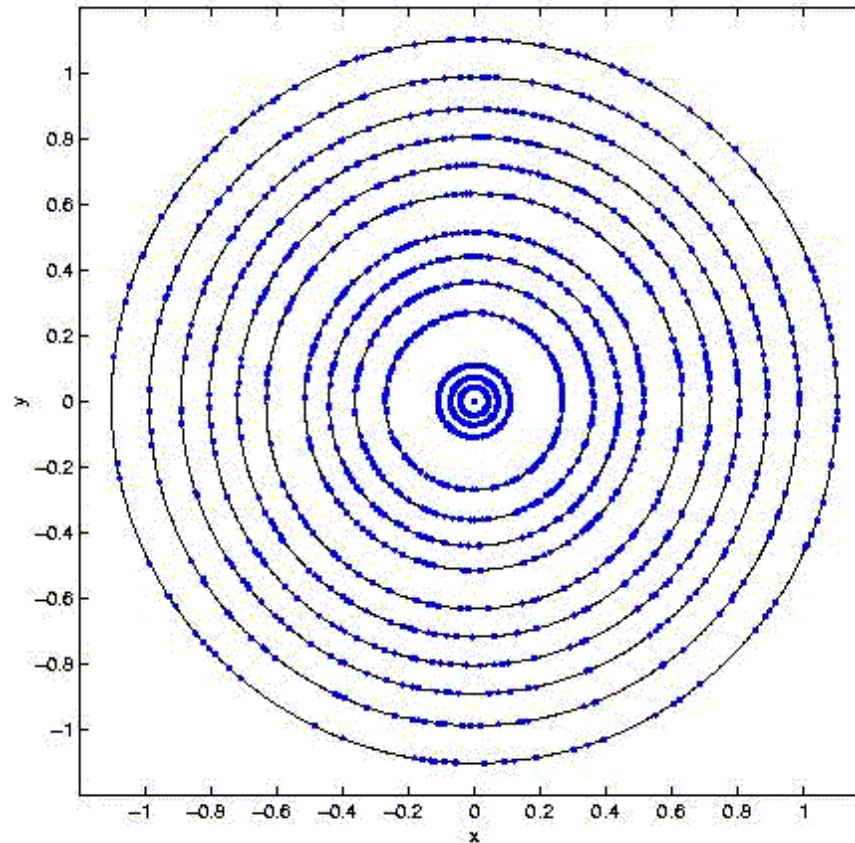
Tracks only



Tracks with hits



Hits only



Decomposition of the problem

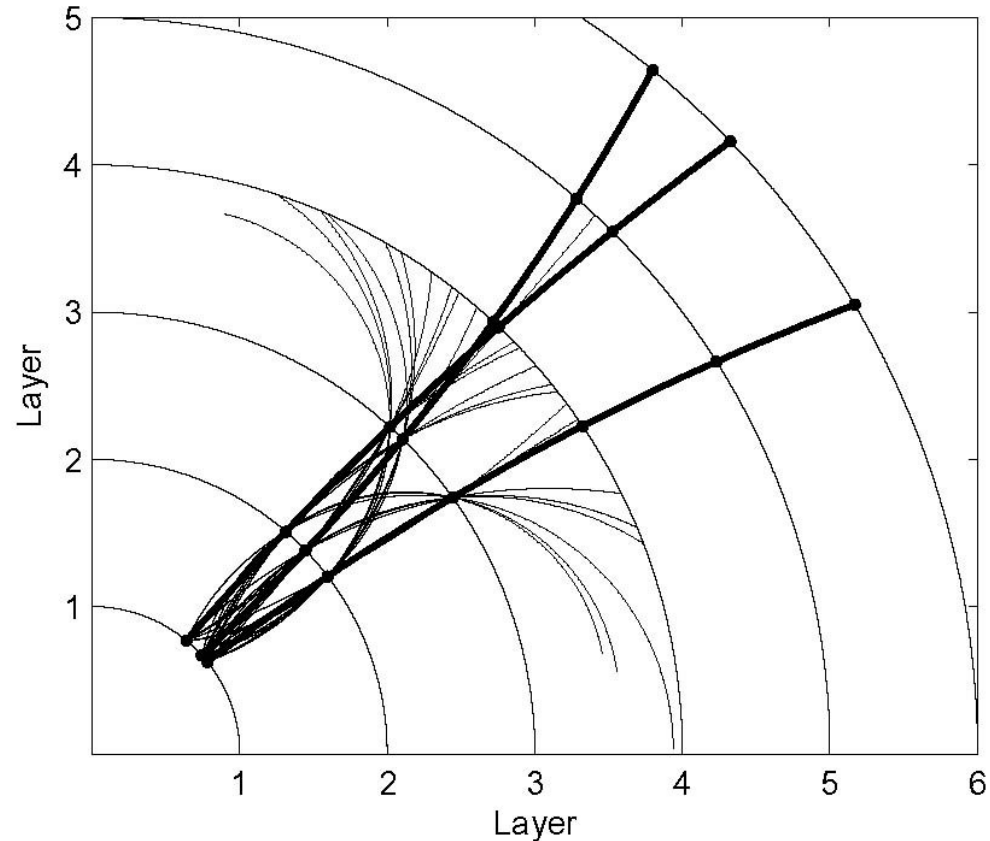
- **Pattern Recognition or Track Finding**
 - Assign detector hits to track candidates (collection of hits all believed to be created by the same particle)
- **Parameter estimation or Track Fit**
 - Determine track parameters + their estimated uncertainties (covariance matrix)
- **Test of the track hypothesis**
 - Is the track candidate the trace of a real particle?

Track finding

- **Depends a lot on the properties of the detector:**
 - Geometry, configuration
 - Magnetic field
 - Precision
 - Occupancy
- **Many solutions available**
- **No general recipe**

A few track finding algorithms

- Track following ►
- Kalman filter
- Combinatorial
- Kalman filter
- Hough transform
- Artificial neural network



Track Fit

- **Determine (estimate) track parameters**
- **Determine uncertainties of estimated track parameters (covariance matrix)**
- **Test track hypothesis**
- **Reject outliers**
 - Distorted hits
 - Extraneous hits
 - Electronic noise hits

Ingredients

- **Magnetic field**
 - Constant or variable

- **Track model**
 - Solution of the equation of motion
 - Analytic (explicit) or numerical

- **Error model**
 - Observation errors
 - Process noise

Estimation of track parameters


- **Most estimators minimize a least-squares objective function**
 - Linear regression
 - Kalman filter
- **Robust estimation**
 - Adaptive filter
 - Automatic suppression of outlying hits

Reconstruction of neutral particles

- **Neutral particles are only seen by the calorimeters**
- **Photons are absorbed in the electromagnetic calorimeter**
- **Neutral hadrons are absorbed in the hadronic calorimeter**
- **Neutrinos are not detected directly**

Shower finding

- An incident particle produces a shower in the calorimeter
- A shower is a cluster of cells with energy deposit above threshold

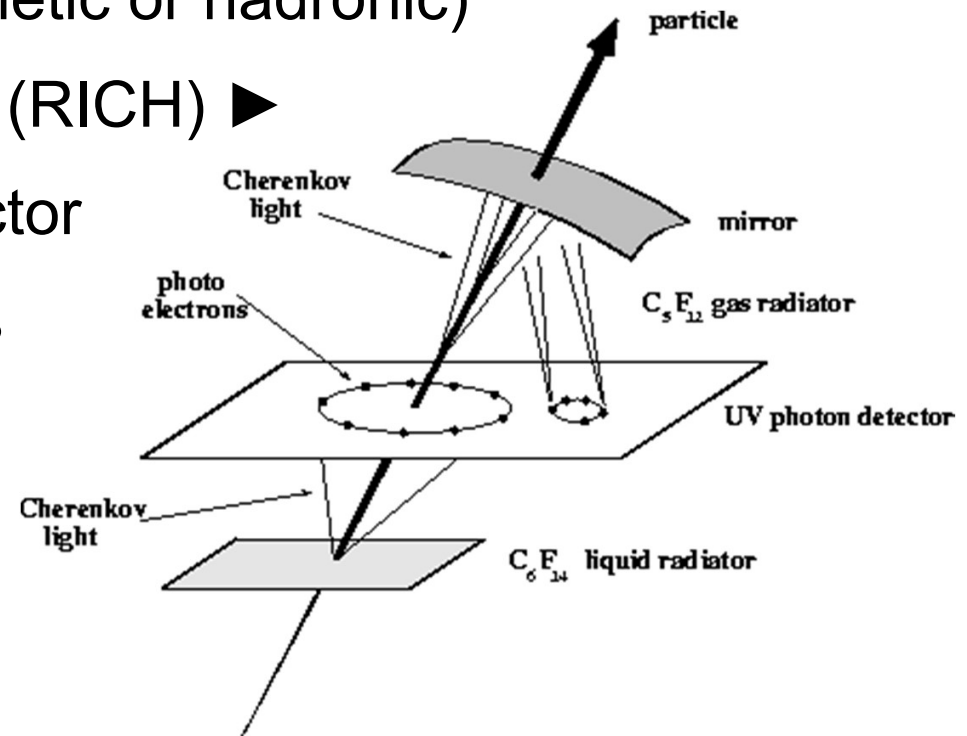


Shower finding (ctd)

- **Overlapping clusters must be separated**
- **Various clustering techniques are used to find showers**
- **The algorithms depend on various characteristics of the calorimeter**
 - Type (electromagnetic or hadronic)
 - Technology (homogeneous or sampling)
 - Cell geometry, granularity

Particle identification

- Determining the type of a particle
- Dedicated detectors
 - Calorimeter (electromagnetic or hadronic)
 - Ring imaging Cherenkov (RICH) ►
 - Transition radiation detector
 - Ionization measurements



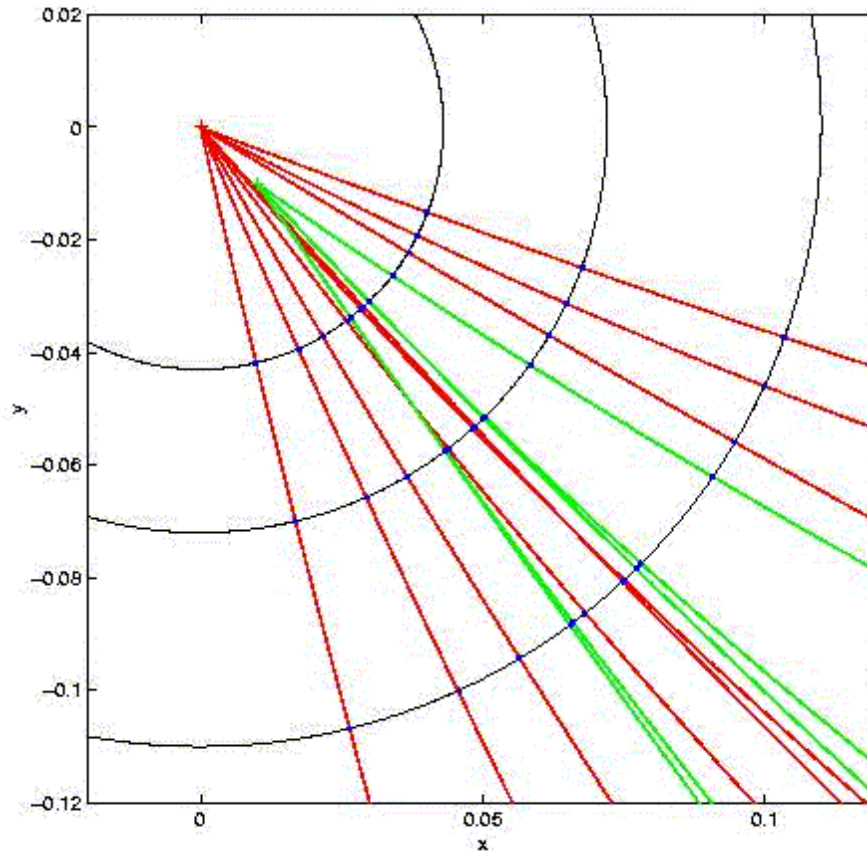
Particle identification (ctd)

- **Combining information from several detectors**
 - Shower in electromagnetic calorimeter + no matching track in tracker → photon
 - Shower in electromagnetic calorimeter + matching track in tracker → electron/positron
 - Shower in hadronic calorimeter + matching track in tracker → charged hadron
 - Track in muon system + matching track in tracker → muon

Vertex reconstruction

- **Primary vertex: interaction of the two beam particles – easy**
- **Secondary vertices: decay vertices of unstable particles – difficult**
- **Emphasis on short-lived unstable particles which decay before reaching the tracker**
- **Data compression**

Primary and secondary tracks



Primary tracks
Secondary tracks

The difficulties

- **Association of tracks to vertices is unknown**
- **Secondary tracks may pass very close to the primary vertex (and vice versa)**
 - Especially if decay length is small
- **Track reconstruction may be less than perfect**
 - Outliers, distortions, incorrect errors

Decomposition of the problem

- **Pattern Recognition or Vertex Finding**
 - Assign tracks to vertex candidates
- **Parameter estimation or Vertex Fit**
 - Determine vertex location + covariance matrix, update track parameters
- **Test of the vertex hypothesis**
 - Is the vertex candidate a real vertex?

Vertex finding

- **Almost independent of the detector geometry**
- **Secondary vertex finding may depend on the physics channel under investigation**
- **Essentially a clustering problem**
- **Many solutions available**

A few vertex finding algorithms

- **Hierarchical clustering**
 - Single linkage, complete linkage, ...
- **Machine learning**
 - k-means, competitive learning, deterministic annealing, ...
- **Estimation based**
 - robust location estimation, iterated vertex fit

Vertex fitting

- **Most estimators minimize a least-squares objective function**
 - Linear regression
 - Kalman filter
- **Robust estimation**
 - Adaptive filter
 - Automatic suppression of outlying tracks

Kinematical fitting

- **Impose physical constraints**
 - Momentum conservation
 - Energy conservation
- **Test mass hypotheses**
 - See whether kinematics are compatible with the decay of a certain particle
- **Reconstruct invisible particles**

Storage

- **Event reconstruction produces physics objects**
 - Tracks
 - Vertices
 - Identified particles
 - Jets
 - Tags
- **Need to be stored**

Storage (ctd)

- **Preferred tool for event data: ROOT**
- **Physics objects depend on**
 - Alignment
 - Calibration
 - Version of the reconstruction program
 - Algorithm parameters
- **Must be stored as well (database)**

Summary, event reconstruction

- **Track reconstruction**
 - Charged: determine track parameters from hits
 - Neutral: find showers in calorimeters
- **Particle identification**
- **Vertex reconstruction**
 - Determine number of production points and their positions from the set of reconstructed tracks
- **Kinematic fitting**
 - Refine estimates by e. g. imposing physical constrain

Simulation

- **Why do we need simulation?**
 - Optimization of detector in design phase
 - Testing, validation and optimization of trigger and reconstruction algorithms
 - Computation of trigger and reconstruction efficiency
 - Computation of geometrical acceptance corrections
 - Background studies
 - Systematic error studies

Simulation steps

- **Physics generation**
 - Generate particles according to physics of the collision
 - General-purpose and specialized generators
- **Event simulation**
 - Track particles through the detector, using detector geometry and magnetic field
 - Simulate interaction of particles with matter
 - Generate signals in sensitive volumes
 - Simulate digitization process (ADC or TDC)
 - Simulate trigger response

Simulation steps (ctd)

- **Reconstruction**
 - Treat simulated events exactly as real events
 - Keep (some) truth information: association of hits to tracks, association of tracks to vertices, true track parameters, true vertex parameters, ...
 - Store everything

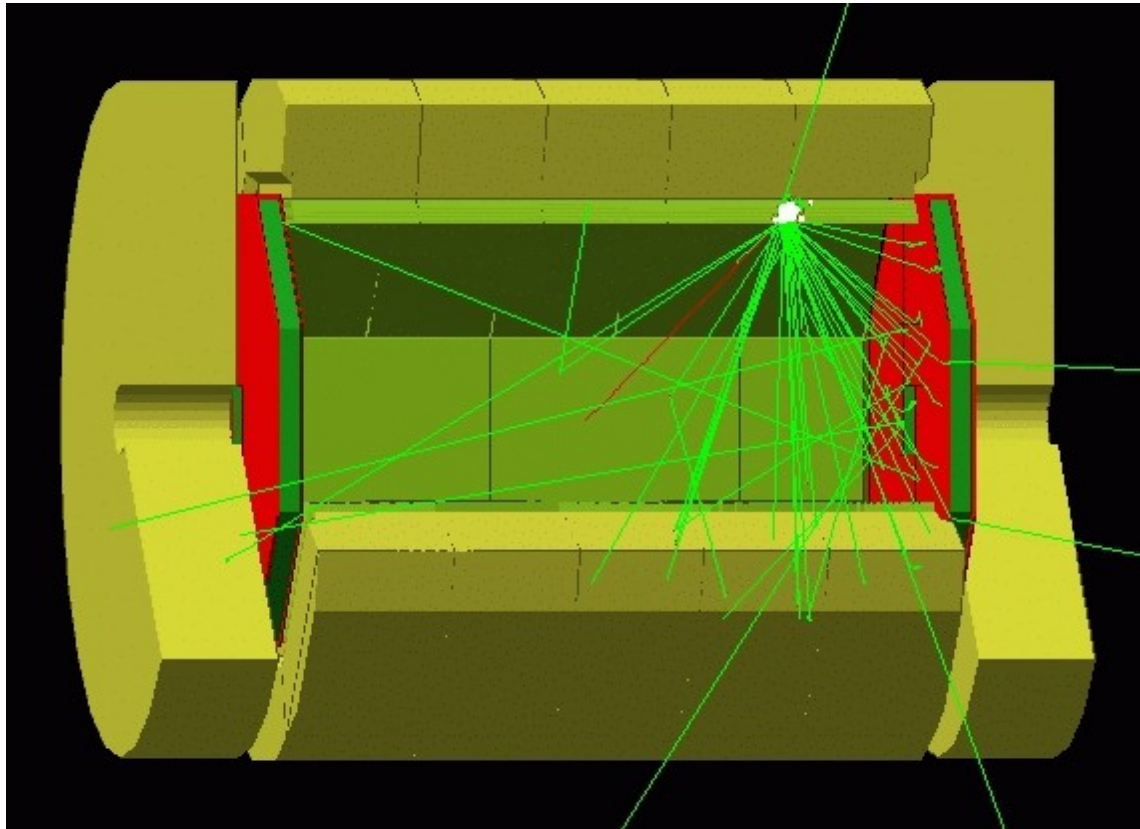
Event simulation

- **Was frequently (and still sometimes is) experiment-specific**
- **Now there is a widely used standard:**
- **GEANT4**
 - Object oriented, C++
 - Extremely general and versatile
- **Needs detailed description of the apparatus (sensitive and insensitive parts)**

Detector description

- **Geometry**
 - Partition the detector into a hierarchy of volumes
 - Describe their shape and their position relative to a mother volume
 - Use possible symmetries
- **Material**
 - Chemical composition, density
 - Physical properties: radiation length, interaction length, ...

An example detector model



Physics analysis

- **Event selection**
 - Multidimensional criteria
 - Statistics, neural networks, genetic algorithms, ...
- **Signal extraction**
 - Study background
 - Determine significance of signal
- **Corrections**
 - Detector acceptance, reconstruction efficiency, ...
 - From simulated and from real data

Physics analysis (ctd)

- **Computation of physical quantities ...**
 - Cross sections, branching ratios, masses, lifetimes, ...
- **... and of their errors**
 - Statistical errors: uncertainty because of limited number of observations
 - Systematic errors: uncertainty because of limited knowledge of key assumptions (beam energy, calibration, alignment, magnetic field, theoretical values, background channels, ...)

Analysis tools

- **Need versatile tools for**
 - Multidimensional selection, event display and interactive reprocessing
 - Histogramming, plotting, fitting of curves and models
 - Point estimation, confidence intervals, limits
- **Main tool currently used: ROOT**
 - Data analysis and storage, but also detector description, simulation, data acquisition, ...

And finally ...

Transverse-momentum and pseudorapidity distributions of charged hadrons in pp collisions at $\sqrt{s} = 0.9$ and 2.36 TeV

CMS Collaboration

ABSTRACT: Measurements of inclusive charged-hadron transverse-momentum and pseudorapidity distributions are presented for proton-proton collisions at $\sqrt{s} = 0.9$ and 2.36 TeV. The data were collected with the CMS detector during the LHC commissioning in December 2009. For non-single-diffractive interactions, the average charged-hadron transverse momentum is measured to be 0.46 ± 0.01 (stat.) ± 0.01 (syst.) GeV/c at 0.9 TeV and 0.50 ± 0.01 (stat.) ± 0.01 (syst.) GeV/c at 2.36 TeV, for pseudorapidities between -2.4 and $+2.4$. At these energies, the measured pseudorapidity densities in the central region, $dN_{\text{ch}}/d\eta|_{|\eta|<0.5}$, are 3.48 ± 0.02 (stat.) ± 0.13 (syst.) and 4.47 ± 0.04 (stat.) ± 0.16 (syst.), respectively. The results at 0.9 TeV are in agreement with previous measurements and confirm the expectation of near equal hadron production in $p\bar{p}$ and pp collisions. The results at 2.36 TeV represent the highest-energy measurements at a particle collider to date.

KEYWORDS: Hadron-Hadron Scattering

ARXIV EPRINT: [1002.0621](https://arxiv.org/abs/1002.0621)

JHEP02(2010)041

Distributed analysis

- **Physics analysis takes place in many labs all over the world**
- **Physicists need fast access to event data and corresponding calibration, alignment and bookkeeping data ... and to simulated data**
- **We need the grid!**

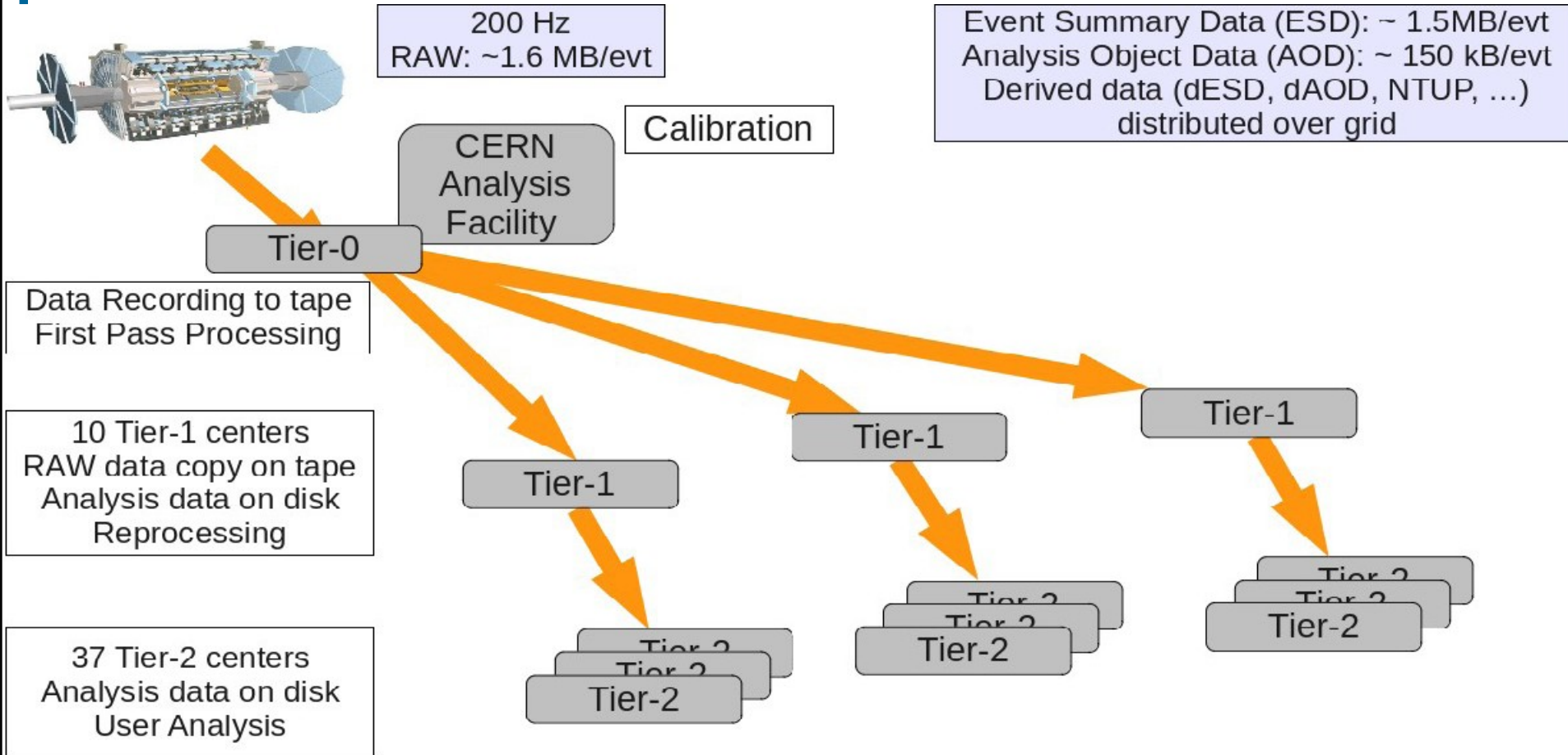
The LHC Computing Grid

- **Global collaboration of more than 170 computing centers in 36 countries**
- **Four-tiered model**
- **Data storage and analysis infrastructure**
- **$O(10^5)$ CPUs**
- **$O(100)$ PByte disk storage (tiers 0 and 1)**

Data management

- **Dataset bookkeeping**
 - Which data exist?
- **Dataset locations service**
 - Where are the data?
- **Data placement and transfer system**
 - Tier-0 → Tier-1 → Tier-2
- **Data access and storage**
 - Long-term storage, direct access

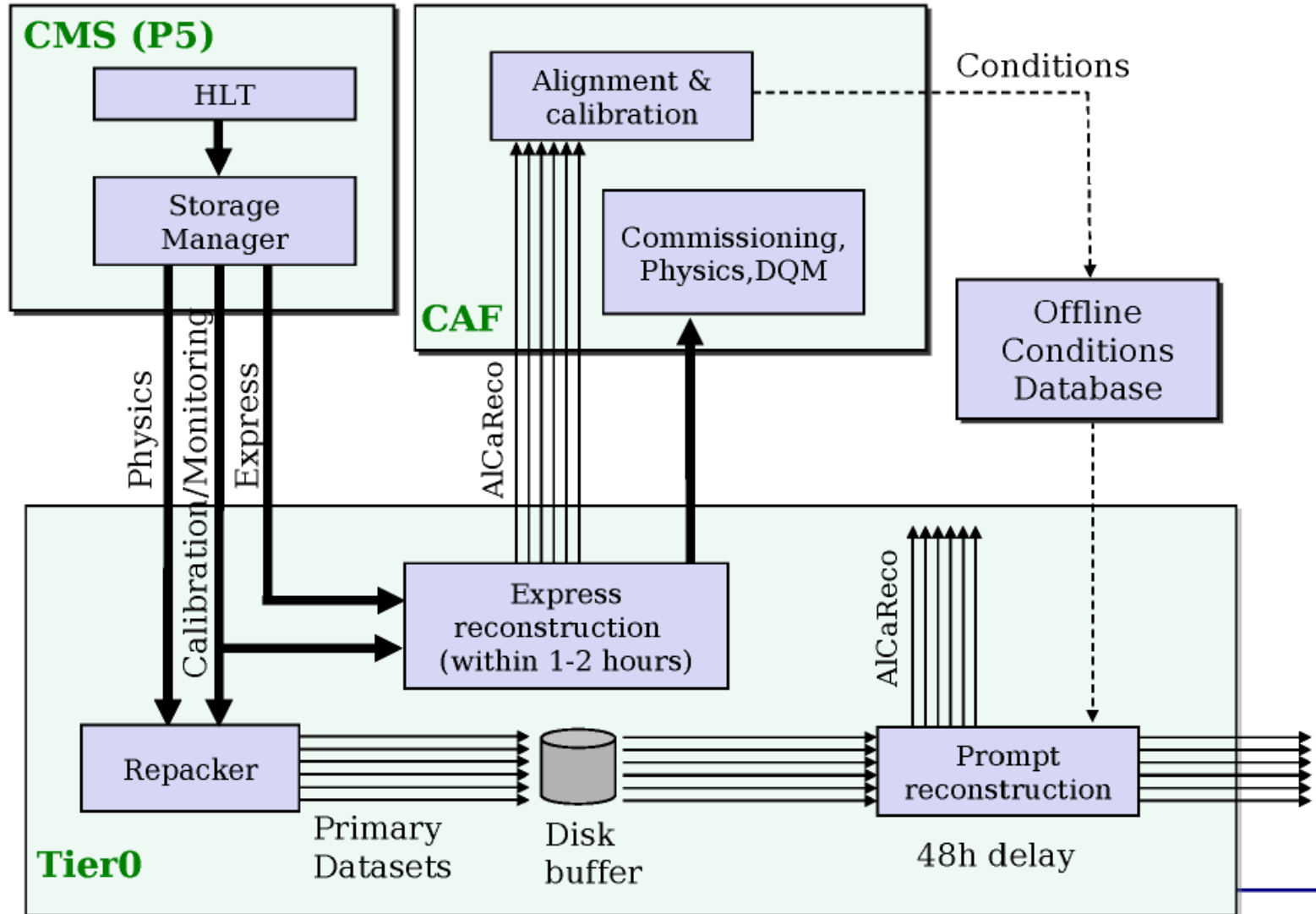
Data flow in ATLAS



Additional resources

- **CAF (CERN Analysis Facility)**
 - O(100) worker nodes, O(1000) cores (CMS)
 - Ready access to calibration and express streams
 - Fast turnaround
 - Operation critical tasks
 - trigger and detector diagnostics
 - alignment and calibration
 - monitoring and performance analysis
 - Physics data quality monitoring

Data flow in CMS-CAF



Summary

- **Physics computing involves:**
 - Event filtering with multi-level trigger
 - Storage of raw data
 - Calibration and alignment
 - Storage of calibration and alignment data
 - Event reconstruction
 - Storage of reconstruction objects and metadata

Summary (ctd)

- **Physics computing involves:**
 - Simulation of many million events
 - Storage of simulated raw data and truth information
 - Reconstruction of simulated events
 - Storage of reconstruction objects and truth information
 - Distributed physics analysis and event viewing
 - Storage of high-level physics objects

Summary (ctd)

- **Physics computing involves:**
 - Simulation of many million events
 - Storage of simulated raw data and truth information
 - Reconstruction of simulated events
 - Storage of reconstruction objects and truth information
 - Distributed physics analysis and event viewing
 - Storage of high-level physics objects

Acknowledgments

- All illustrations from the ATLAS and CMS experiments are subject to © 2019 CERN (CERN Copyright)
- Thanks in particular to the ATLAS TDAQ community for providing facts and figures describing the ATLAS triggering system
- Thanks to Are Strandlie for his lecture at CSC 2013