

# Light-by-light scattering in ultraperipheral collisions of heavy ions with future FoCal and ALICE 3 detectors

Antoni Szczurek

Institute of Nuclear Physics PAN, Kraków, Poland

in collaboration with P. Jucha, M. Klusek-Gawenda

based on:

arXiv:2308.01550, in print in Phys.Rev.D

UPC2023, December 10-15, 2023, Playa del Carmen, Mexico

# Introduction

- $\gamma\gamma \rightarrow \gamma\gamma$  scattering is fully quantum effect.
- Several mechanisms can be present in principle.
- It was/is a **dream for the laser community**.  
Some works in this direction are going on.
- It was proposed by: **D. d'Enterria, G. Silveira** to do it in heavy ion UPC in 2013 (box diagrams only)
- **M. Klusek-Gawenda, P. Lebiedowicz and A. Szczurek** made an update in 2016.  
**Different result numerically** and a **double-hadronic excitation** (virtual vector mesons), called by us VDM Regge, was discussed.
- **M. Klusek-Gawenda, W. Schafer and A. Szczurek**,  
**two-gluon exchange** mechanism.
- **ATLAS** and **CMS** performed such experiments and got results consistent with our predictions.
- **M. Klusek-Gawenda and A. Szczurek** considered a background contribution:  
 $\gamma\gamma \rightarrow \pi^0(\rightarrow 2\gamma)\pi^0(\rightarrow 2\gamma)$ , also in  $AA \rightarrow AA\pi^0\pi^0$ .
- **M. Klusek-Gawenda, R. McNulty, R. Schicker and A. Szczurek** studied what **ALICE** and **LHCb** could do.
- There are at least two experimental projects that could provide new insights into photon-photon scattering: **FoCal** and **ALICE 3**.

## Sketch of the formalism, EPA

The nuclear cross section is calculated using equivalent photon approximation (EPA) in the  $b$ -space. In this approach, the di-photon cross section can be written as:

$$\frac{d\sigma(PbPb \rightarrow PbPb\gamma\gamma)}{dy_{\gamma_1} dy_{\gamma_2} dp_{t,\gamma}} = \int \frac{d\sigma_{\gamma\gamma \rightarrow \gamma\gamma}(W_{\gamma\gamma})}{dz} N(\omega_1, b_1) N(\omega_2, b_2) S_{abs}^2(b) \times d^2 b d\bar{b}_x d\bar{b}_y \frac{W_{\gamma\gamma}}{2} \frac{dW_{\gamma\gamma} dY_{\gamma\gamma}}{dy_{\gamma_1} dy_{\gamma_2} dp_{t,\gamma}} dz, \quad (1)$$

where  $\bar{b}_x = (b_{1x} + b_{2x})/2$  and  $\bar{b}_y = (b_{1y} + b_{2y})/2$ . The relation between  $\vec{b}_1$ ,  $\vec{b}_2$  and impact parameter:  $b = |\vec{b}| = \sqrt{|\vec{b}_1|^2 + |\vec{b}_2|^2 - 2|\vec{b}_1||\vec{b}_2| \cos \phi}$ . Absorption factor  $S_{abs}^2(b)$  is calculated as:

$$S_{abs}^2(b) = \Theta(b - b_{max}) \quad (2)$$

or

$$S_{abs}^2(b) = \exp(-\sigma_{NN} T_{AA}(b)), \quad (3)$$

where  $\sigma_{NN}$  is the nucleon-nucleon interaction cross section.

## Sketch of the formalism, EPA

$T_{AA}(b)$  above is related to the so-called nuclear thickness,  $T_A(b)$ ,

$$T_{AA}(|\vec{b}|) = \int d^2\rho T_A(\vec{\rho} - \vec{b}) T_A(\vec{\rho}), \quad (4)$$

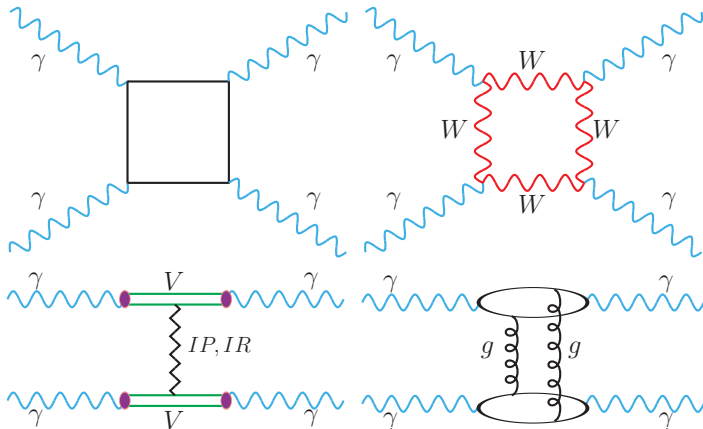
and the nuclear thickness is obtained by integrating the nuclear density

$$T_A(\vec{\rho}) = \int \rho_A(\vec{r}) dz, \quad \vec{r} = (\vec{\rho}, z), \quad (5)$$

where  $\rho_A$  is the nuclear charge distribution.

The nuclear photon fluxes  $N(\omega_1, b_1)$  and  $N(\omega_2, b_2)$  are calculated with **realistic charge distribution**.

# Mechanisms of photon-photon scattering



## Elementary cross section

The elementary cross section here is calculated for unpolarised photons. To do this, all **16 photon helicity combinations** of the cross section must be added up. In fact, due to symmetries, it is sufficient to count **only five combinations** and then add them up with the corresponding weights:

$$\begin{aligned} \sum_{\text{helicities}} |\mathcal{A}_{\gamma\gamma \rightarrow \gamma\gamma}|^2 &= 2|\mathcal{A}_{++++}^{\text{fermions}}|^2 + 2|\mathcal{A}_{+--+}^{\text{fermions}}|^2 \\ &+ 2|\mathcal{A}_{-+-+}^{\text{fermions}}|^2 + 2|\mathcal{A}_{++--}^{\text{fermions}}|^2 + 8|\mathcal{A}_{+--+}^{\text{fermions}}|^2 . \end{aligned} \quad (6)$$

Elementary cross section calculations for the box contribution were carried out using **FormCalc** and **LoopTools libraries** based on **Mathematica software**.

# Elementary cross section, VDM

This component was calculated for the first time by Klusek-Gawenda, Lebedowicz, Szczurek 2016 assuming vector dominance model. In this approach, the amplitude is:

$$\begin{aligned} \mathcal{M} = & \sum_{i,j} C_i^2 C_j^2 \left( C_{\mathbb{P}} \left( \frac{s}{s_0} \right)^{\alpha_{\mathbb{P}}(t)-1} F(t) + C_{\mathbb{R}} \left( \frac{s}{s_0} \right)^{\alpha_{\mathbb{R}}(t)-1} F(t) \right), \\ & + \sum_{i,j} C_i^2 C_j^2 \left( C_{\mathbb{P}} \left( \frac{s}{s_0} \right)^{\alpha_{\mathbb{P}}(u)-1} F(u) + C_{\mathbb{R}} \left( \frac{s}{s_0} \right)^{\alpha_{\mathbb{R}}(u)-1} F(u) \right). \end{aligned} \quad (7)$$

In the simplest version of the model  $i, j = \rho^0, \omega, \phi$  (only light vector mesons are included). The couplings  $C_i, C_j$  describe the  $\gamma \rightarrow V_{i/j}$  transitions that are calculated based on vector meson dilepton width.  $C_{\mathbb{P}}$  and  $C_{\mathbb{R}}$  are extracted from the Regge factorization hypothesis (Szczurek, Nikolaev, Speth).

It was shown that the component is concentrated mainly at small photon transverse momenta which at not too small subsystem energies corresponds to  $z \approx \pm 1$ . The Regge trajectories are usually written in a linear form:

$$\begin{aligned} \alpha_{\mathbb{P}}(t/u) &= \alpha_{\mathbb{P}}(0) + \alpha'_{\mathbb{P}} t/u, \\ \alpha_{\mathbb{R}}(t/u) &= \alpha_{\mathbb{R}}(0) + \alpha'_{\mathbb{R}} t/u. \end{aligned} \quad (8)$$

These linear forms are valid at not too large  $|t|$  or  $|u|$ . At large  $|t|$  or  $|u|$  the energy dependent factors are artificially small. Therefore here where we explore it more, we propose to smoothly switch off the  $t/u$  dependent terms in (8) at  $t \sim -0.5 \text{ GeV}^2$  and  $u \sim -0.5 \text{ GeV}^2$ .

# Elementary cross section, VDM

We also wish to analyze whether the more heavy vector mesons such as  $J/\psi$  can give a sizeable contribution.

For example, for the double  $J/\psi$  fluctuations (both photons fluctuate into virtual  $J/\psi$  mesons) we take the following Ansatz for the helicity conserving amplitude:

$$\mathcal{M}_{\text{VDM}}^{J/\psi J/\psi} = g_{J/\psi}^2 C_{\mathbb{P}}^{J/\psi} \left( \frac{s}{s_0} \right)^{\alpha_{\mathbb{P}}^{J/\psi J/\psi}(t)-1} F_{J/\psi J/\psi \mathbb{P}}^H(t) F_{J/\psi J/\psi \mathbb{P}}^H(t) \quad (9)$$

$$+ g_{J/\psi}^2 C_{\mathbb{P}}^{J/\psi} \left( \frac{s}{s_0} \right)^{\alpha_{\mathbb{P}}^{J/\psi J/\psi}(u)-1} F_{J/\psi J/\psi \mathbb{P}}^H(u) F_{J/\psi J/\psi \mathbb{P}}^H(u) . \quad (10)$$

In this case (double  $J/\psi$  fluctuations) only pomeron can be exchanged (no subleading reggeons are possible due to the  $c\bar{c}$  structure of  $J/\psi$  mesons). In this case, for simplicity, we take the simplified trajectories as

$$\alpha_{\mathbb{P}}^{J/\psi J/\psi}(t) = \alpha_{\mathbb{P}}^{J/\psi J/\psi}(u) = \alpha_{\mathbb{P}}^{J/\psi J/\psi}(0) . \quad (11)$$

Here the  $t/u$  dependencies are totally ignored. In numerical calculations we take  $\alpha_{\mathbb{P}}^{J/\psi J/\psi}(0) = 1.3 - 1.4$  (typical hard pomeron).



# Elementary cross section, VDM

Since the  $J/\psi$  mesons are far off-mass-shell and more compact than light vector mesons also the form factors must be modified:

$$F_{J/\psi J/\psi \mathbb{P}}^H(t) = \exp\left(\frac{t - m_{J/\psi}^2}{\Lambda_{J/\psi}^2}\right), \quad (12)$$

$$F_{J/\psi J/\psi \mathbb{P}}^H(u) = \exp\left(\frac{u - m_{J/\psi}^2}{\Lambda_{J/\psi}^2}\right). \quad (13)$$

Please note that the **form factors are normalized to 1 on the meson ( $J/\psi$ ) mass shell**. One could also use monopole-like form factors. These form factors drastically reduce the  $J/\psi J/\psi$  component of the amplitude in comparison to light vector meson components. However, due to compactness of  $J/\psi$  we expect  $\Lambda_{J/\psi}$  to be large. In the calculations presented here, we take  $\Lambda_{J/\psi} = 2 \text{ GeV}$  for illustration. In a similar fashion, one could include **one  $J/\psi$  fluctuation and one light vector meson fluctuation**. However, **there the choice of trajectories is unclear**.

## Elementary cross section, VDM

Finally, let us discuss the helicity structure of the double photon hadronic fluctuation amplitude. We write:

$$\mathcal{M}_{\lambda_1\lambda_2\rightarrow\lambda_3\lambda_4}^{(t)} = A(t) \delta_{\lambda_1\lambda_3} \delta_{\lambda_2\lambda_4} , \quad (14)$$

$$\mathcal{M}_{\lambda_1\lambda_2\rightarrow\lambda_3\lambda_4}^{(u)} = A(u) \delta_{\lambda_1\lambda_4} \delta_{\lambda_2\lambda_3} . \quad (15)$$

$A(t)$  and  $A(u)$  are given explicitly in (7). Then the total double VDM amplitude, including  $t$  and  $u$  processes, reads:

$$\mathcal{M}_{\lambda_1\lambda_2\rightarrow\lambda_3\lambda_4}^{VDM} = \frac{1}{\sqrt{2}} \left( \mathcal{M}_{\lambda_1\lambda_2\rightarrow\lambda_3\lambda_4}^{VDM,(t)} + \mathcal{M}_{\lambda_1\lambda_2\rightarrow\lambda_3\lambda_4}^{VDM,(u)} \right) . \quad (16)$$

Having the double VDM helicity amplitudes, we can **add different mechanisms coherently**:

$$\mathcal{M}_{\lambda_1\lambda_2\rightarrow\lambda_3\lambda_4} = \mathcal{M}_{\lambda_1\lambda_2\rightarrow\lambda_3\lambda_4}^{boxes} + \mathcal{M}_{\lambda_1\lambda_2\rightarrow\lambda_3\lambda_4}^{VDM} + \mathcal{M}_{\lambda_1\lambda_2\rightarrow\lambda_3\lambda_4}^{\pi^0} + \dots . \quad (17)$$

In the following, we shall discuss the coherent sum of the larger two components (boxes and VDM) and quantify their interference effects.

## Background contribution

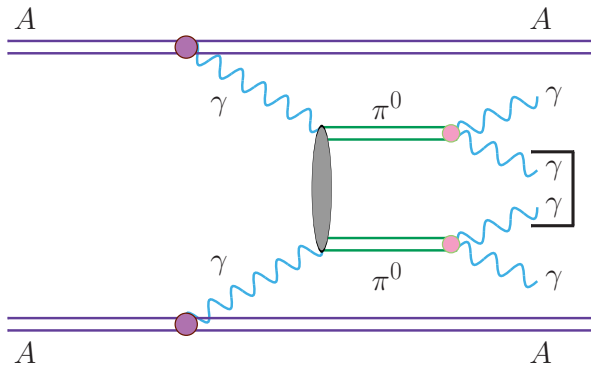


Figure: The dominant background contribution.

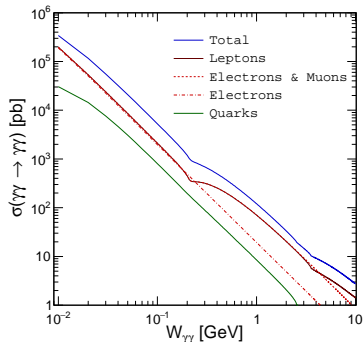
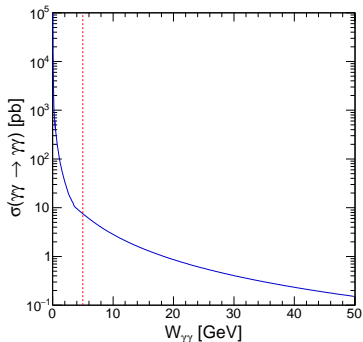
## Background contribution

The  $\gamma\gamma \rightarrow \pi^0(\rightarrow 2\gamma)\pi^0(\rightarrow 2\gamma)$  reaction constitutes a difficult background for the  $\gamma\gamma \rightarrow \gamma\gamma$  measurements at intermediate  $M_{\gamma\gamma}$ . How to calculate the cross section for  $\gamma\gamma \rightarrow \pi^0\pi^0$  reaction was discussed by [Klusek-Gawenda, Szczurek 2013](#).

The calculation of the background proceeds in three steps.

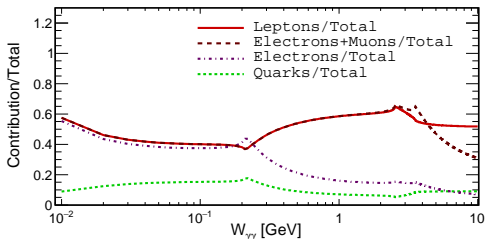
- First the cross section for  $\gamma\gamma \rightarrow \pi^0\pi^0$  is calculated.
- Next the cross section for  $AA \rightarrow AA\pi^0\pi^0$  is computed in the [equivalent photon approximation](#) in an analogous way as described in the previous subsection.
- Finally the simulation of both  $\pi^0$  decays is performed and combined distributions of one photon from the first  $\pi^0$  and one photon from the second  $\pi^0$  are constructed.

## Results, elementary cross section



**Figure:** Elementary cross section (in pb) as a function of energy. Results for fermionic boxes are shown over a wide range of energies (a) MeV range (b). The total cross section (blue solid line) is split into quarks (green solid line), electrons (red dashed line), electrons and muons (red dotted line), and leptons (red solid line) contributions.

## Results, elementary cross section



**Figure:** A ratio of each contribution to a coherent sum of them. The red solid line represents leptonic cross section divided by total cross section, the green dotted line refers to quarks, magenta dash-dotted line to electrons and dashed dark-red line applies to a sum of electron and muon contributions.

strong interference effects

# Results, elementary cross section

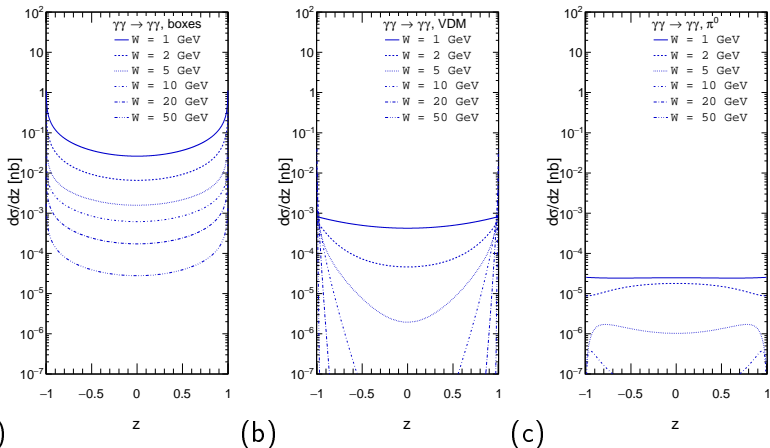


Figure:  $\cos(\theta)$  distributions for (a) boxes, (b) double hadronic fluctuations and (c)  $\pi^0$  exchange for different energies  $W = 1, 2, 5, 10, 20, 50$  GeV.

# Results, elementary cross section, heavier V in VDM

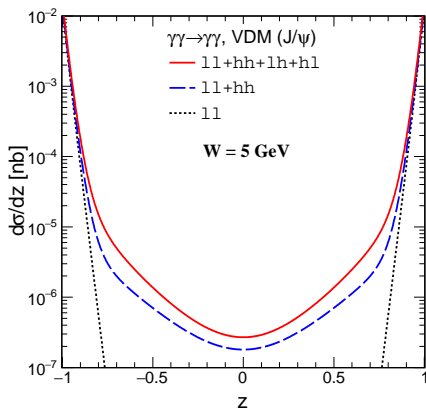
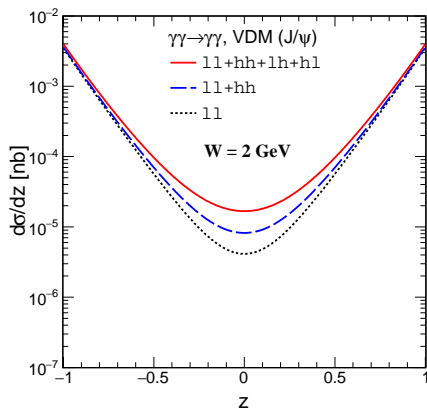


Figure: Including different photon fluctuations:  $VV, J/\psi J/\psi, VJ/\psi, J/\psi V$ .

The effect disappears at  $z \pm 1$ . Here  $C_{J/\psi J/\psi} = C_{VV}/4$  and

$C_{J/\psi V} = C_{V, J/\psi}/2$ .



# Results, elementary cross section, box+VDM interference

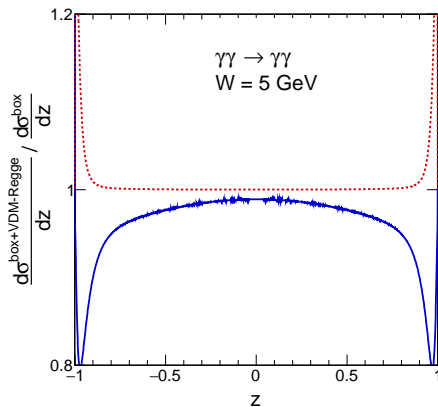
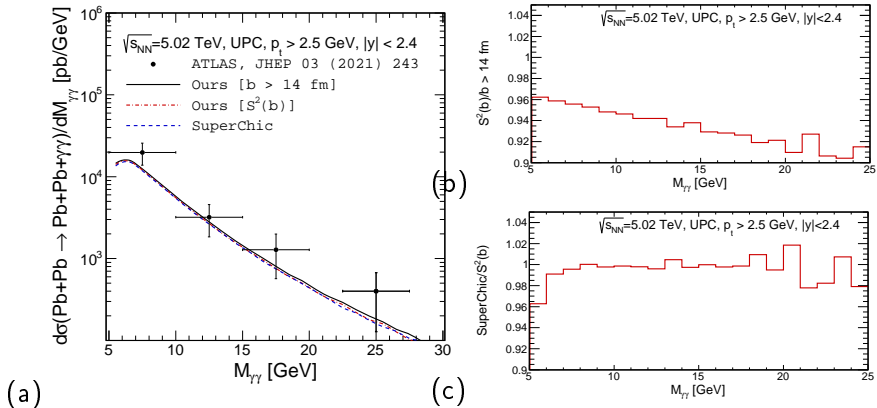


Figure: The ratio of the **coherent** (blue) and **incoherent** (red) sum of the box and VDM-Regge contributions divided by the cross section for the box contribution alone for  $W = 5 \text{ GeV}$ .

# Results - nuclear cross section



**Figure:** Differential cross section as a function of two-photon invariant mass at  $\sqrt{s_{NN}} = 5.02$  TeV.

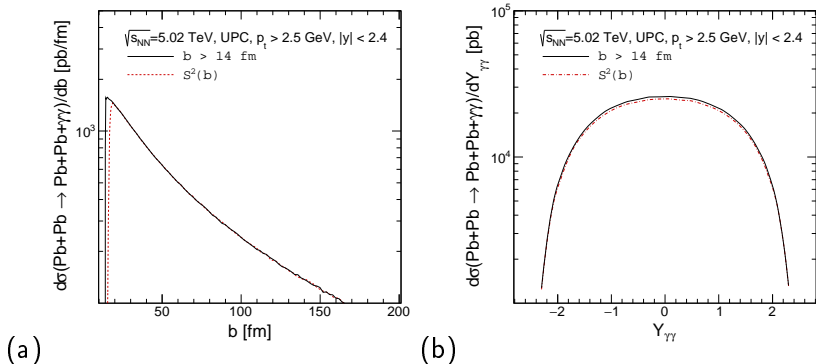
(a) The ATLAS experimental data are collected with theoretical results including a sharp cut on impact parameter ( $b > 14$  fm - solid black line) and the nuclear cross section factor  $S^2(b)$  (black dotted line). The

## Results - nuclear cross section

Experiment	$p_{t,min}$ [GeV]	UPC condition	$\sigma_{tot}$ [nb]
ATLAS	2.5	$b > 14$ fm	$81.062 \pm 0.05$
		$S^2(b)$ Eq. (3)	$77.084 \pm 0.005$
		SuperChick	$76.421 \pm 0.074$
CMS	2	$b > 14$ fm	$105.986 \pm 0.067$
		$S^2(b)$	$102.104 \pm 0.057$
		SuperChick	$100.101 \pm 0.144$

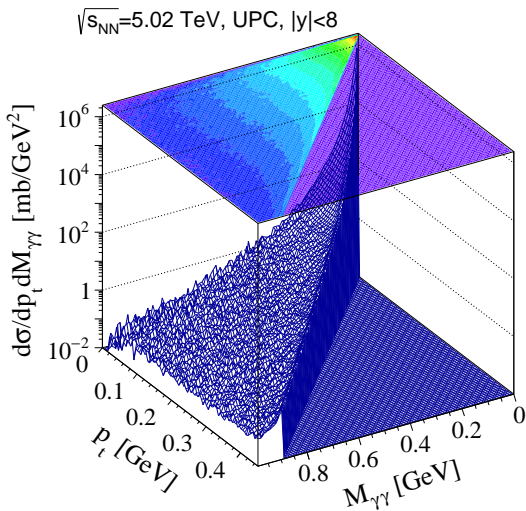
**Table:** Total cross section for  $PbPb \rightarrow PbPb\gamma\gamma$  in nb obtained in different approaches for experimental ATLAS/CMS kinematics: collision energy  $\sqrt{s_{NN}} = 5.02$  TeV, di-photon invariant mass  $M_{\gamma\gamma} > 5$  GeV, photon rapidity  $|y| < 2.4$ . ATLAS and CMS detected photons in different range of transverse momenta.

## Results - nuclear cross section



**Figure:** (a) Impact parameter and (b) rapidity distribution for UPC of lead-lead at collision energy  $\sqrt{s_{NN}} = 5.02$  TeV. The solid line corresponds to a sharp cut on the impact parameter and the red dash-dotted line is for the absorption factor given by Eq. (3).

# Broad range of rapidity, full phase space

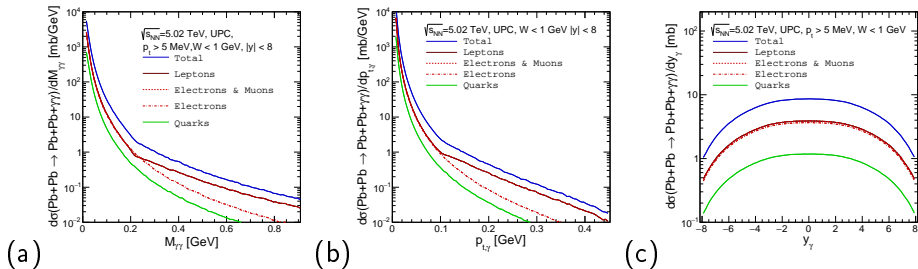


## Broad range of rapidity, full phase space

	$\sigma_{tot}$ [mb]
Total	$91.675 \pm 0.023$
electrons+muons	$41.597 \pm 0.010$
electrons	$39.163 \pm 0.010$
quarks	$12.483 \pm 0.003$

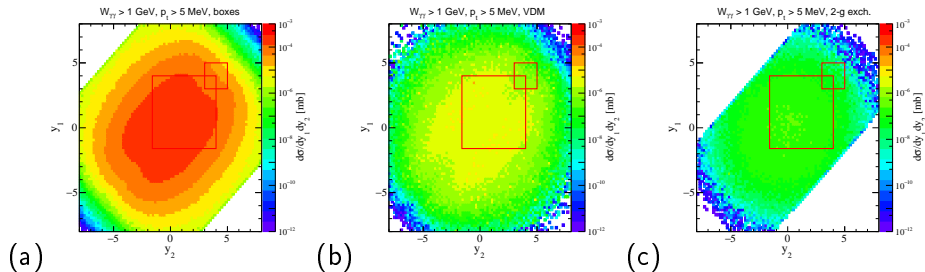
**Table:** Total cross section in mb for  $\text{PbPb} \rightarrow \text{PbPb} \gamma\gamma$  for different fermionic contributions artificially separated. Here collision energy  $\sqrt{s_{NN}} = 5.02$  TeV, di-photon invariant mass  $M_{\gamma\gamma} \in (0.01 - 1)$  GeV, photon transverse momentum  $p_t > 5$  MeV and photon rapidity  $|y| < 8$ .

# Broad range of rapidity, full phase space



**Figure:** (a) Di-photon invariant mass, (b) photon transverse momentum and (c) rapidity distribution in mb for different fermionic contributions in ultraperipheral lead-lead collisions at energy  $\sqrt{s_{NN}} = 5.02$  TeV. The blue solid line corresponds to a sum of all contributions, the red solid line is a sum for leptons, the dashed red line relates to electrons, and the green solid line represents quarks contribution.

# Broad range of rapidity, full phase space



**Figure:** Distribution in  $(y_1, y_2)$  in mb for photon transverse momentum  $p_t > 5$  MeV, di-photon invariant mass  $M_{\gamma\gamma} < 1$  GeV  
(a) Boxes, (b) VDM-Regge and (c) two-gluon exchange.



# Broad range of rapidity, full phase space

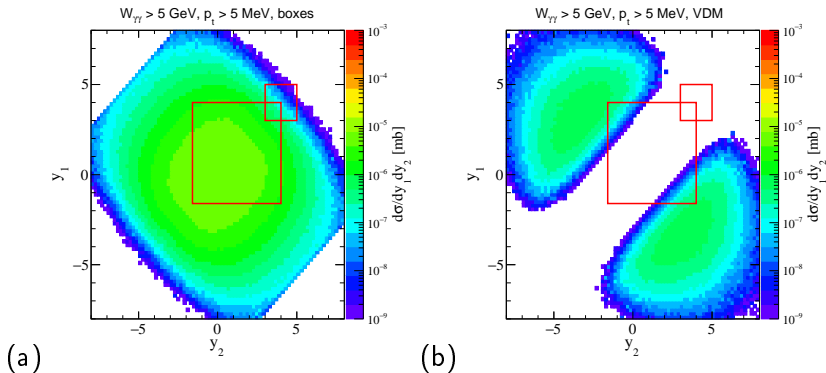
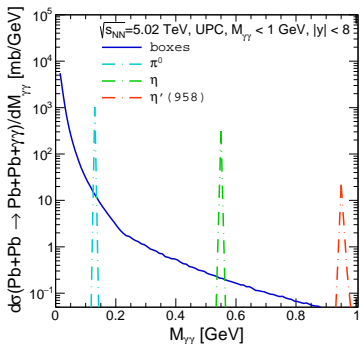


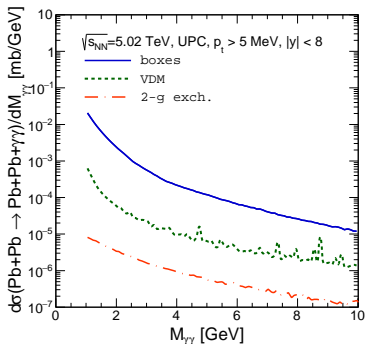
Figure: Distribution in  $(y_1, y_2)$  in mb for transverse momentum  $p_t > 5 \text{ MeV}$ , di-photon invariant mass  $M_{\gamma\gamma} > 5 \text{ GeV}$ .

(a) Boxes, (b) VDM-Regge mechanism.

# Broad range of rapidity, full phase space



(a)

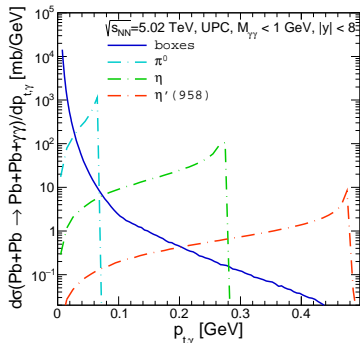


(b)

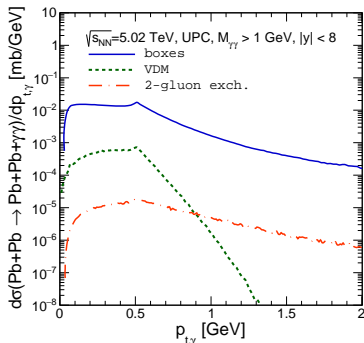
**Figure:** Di-photon invariant mass distribution for photon transverse momentum  $p_t > 5$  MeV and photon rapidities  $y_{1/2} \in (-8, 8)$ .

(a) Boxes vs resonances,  $M_{\gamma\gamma} < 1$  GeV (b) Boxes vs VDM-Regge and vs two-gluon exchange contribution,  $M_{\gamma\gamma} > 1$  GeV.

# Broad range of rapidity, full phase space



(a)

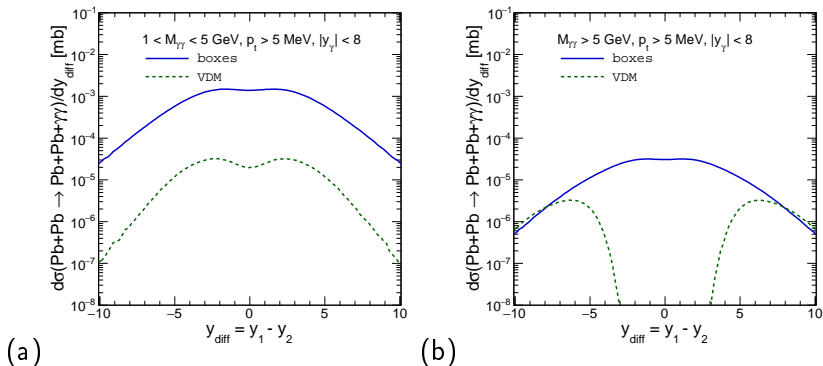


(b)

**Figure:** Transverse momentum distribution for photon transverse momentum  $p_t > 5$  MeV, di-photon invariant mass  $M_{\gamma\gamma} < 1$  GeV (a) or  $M_{\gamma\gamma} > 1$  GeV (b) and photon rapidities  $y_{1/2} \in (-8, 8)$ .

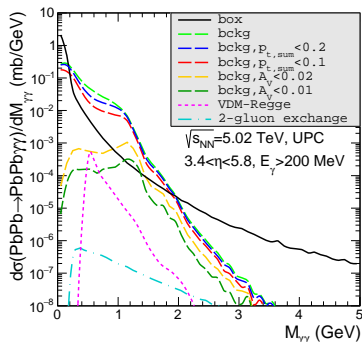
(a) Boxes vs resonances; (b) boxes vs VDM-Regge vs two-gluon exchange.

# Broad range of rapidity, full phase space

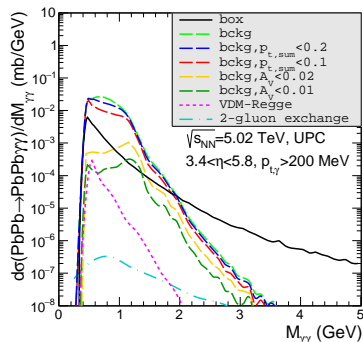


**Figure:** Distribution in  $y_{diff}$  for light-by-light scattering in  $\text{PbPb} \rightarrow \text{PbPb}\gamma\gamma$ . Here the transverse momentum cut is equal to **5 MeV**. The blue solid line relates to the boxes, and the green dotted line to the VDM-Regge contribution. Here the range of measured di-photon invariant mass is: (a) **(1 – 5) GeV**, (b) **> 5 GeV**.

# ALICE and FoCal



(a)



(b)

**Figure:** Invariant mass distribution for the nuclear process for the future FoCal:

(a)  $E_{t,\gamma} > 200$  MeV and  $3.4 < y_{\gamma_{1/2}} < 5.8$ ,

(b)  $p_{t,\gamma} > 200$  MeV and  $3.4 < y_{\gamma_{1/2}} < 5.8$ .

Here, both photons are "measured" in FoCal. The background contribution is presented for different elimination cuts

# ALICE and FoCal

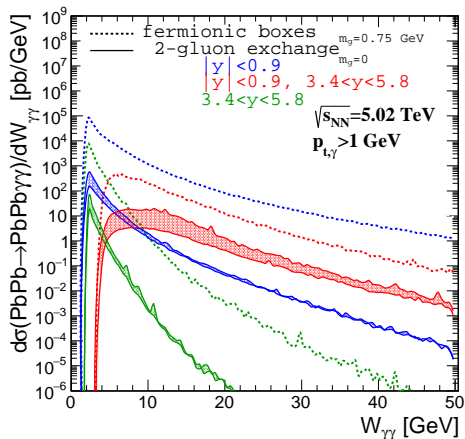
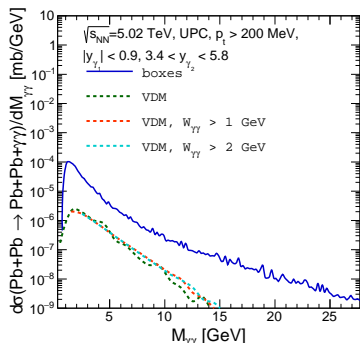
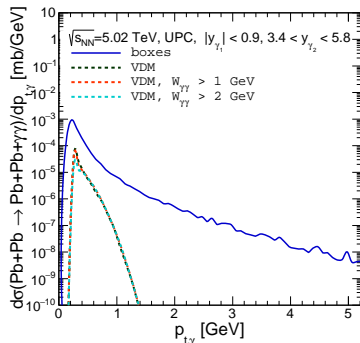


Figure: Di-photon invariant mass distribution for  $\text{PbPb} \rightarrow \text{PbPb}\gamma\gamma$  process for ALICE, FoCal and their combination.

# ALICE and FoCal



(a)



(b)

Figure: Prediction for the FoCal detector in association with mid-rapidity ALICE detector for photons:  $p_t > 200$  MeV, di-photon mass  $M_{\gamma\gamma} > 400$  MeV and photon rapidities  $|y_1| < 0.9$  and  $y_2 \in (3.4, 5.8)$ . The blue line corresponds to fermionic loops and the green lines to the VDM-Regge contribution.

# ALICE and FoCal

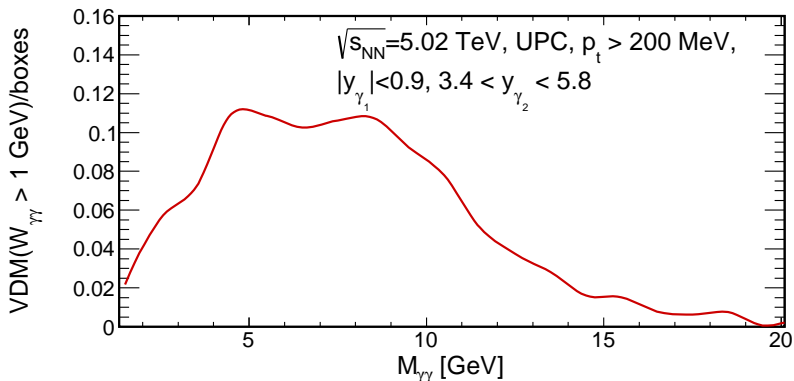
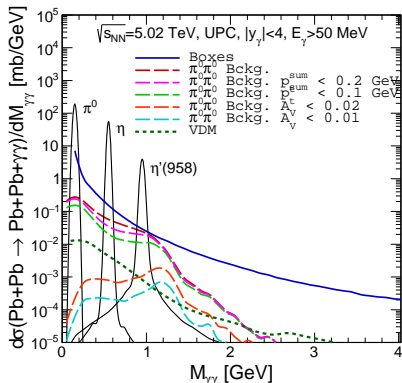


Figure: Ratio of the VDM-Regge ( $W_{\gamma\gamma} > 1 \text{ GeV}$ ) and box contributions as a function of di-photon invariant mass. **No interference effects are included here.**



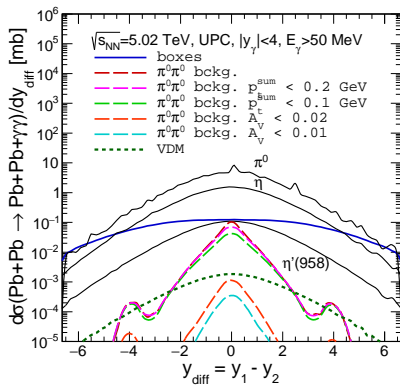
# ALICE 3 kinematics



**Figure:** Di-photon invariant mass distribution for ALICE 3, i.e. rapidity  $y_\gamma \in (-4, 4)$  and photon energy  $E_\gamma > 50$  MeV.

Here the blue solid line relates to the box contribution, the dotted line to the VDM-Regge component and the dashed lines are for double- $\pi^0$  background

# ALICE 3 kinematics



**Figure:** Differential cross section as a function of  $y_{\text{diff}} = y_1 - y_2$  for extended ALICE 3 kinematics:  $|y_\gamma| < 4$  and  $E_\gamma > 50$  MeV. Results are presented for boxes, resonances, VDM-Regge and double- $\pi^0$  background.

# ALICE 3 kinematics

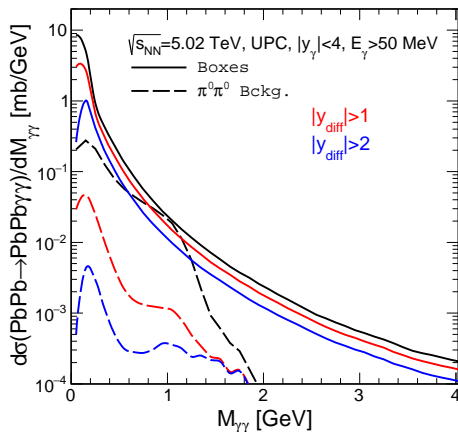
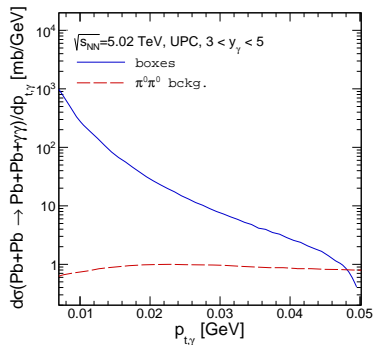
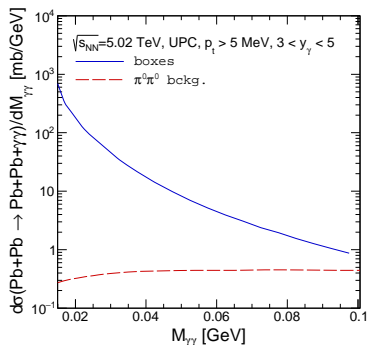


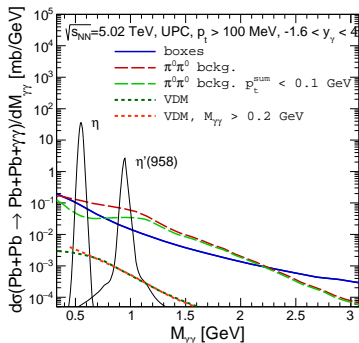
Figure: Influence of the  $|y_{diff}|$  cut on the invariant  $M_{\gamma\gamma}$  distribution.

# ALICE 3 kinematics

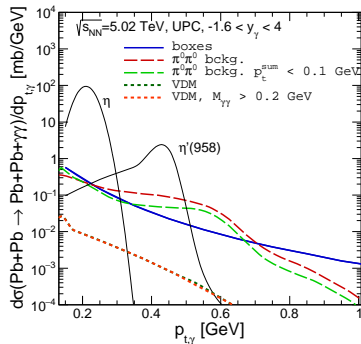


**Figure:** Prediction for the ALICE 3 experiment for soft photons:  $p_t \in (5 - 50) \text{ MeV}$  and photon rapidities  $y_i \in (3, 5)$ . The blue line corresponds to fermionic loops, the red line relates to the double- $\pi^0$  background.

# ALICE 3 kinematics



(a)



(b)

**Figure:** Prediction for the ALICE 3 experiment for photons:  $p_t > 100$  MeV and photon rapidities  $y_i \in (-1.6, 4)$ . The blue line corresponds to fermionic loops, the red line relates to the double- $\pi^0$  background.

# ALICE 3 kinematics

kinematical limitation			$\sigma(\pi^0\pi^0 \text{ bckg}) \mu b$	$\sigma(\text{boxes}) \mu b$
$p_t > 5 \text{ MeV}$	$E_\gamma > 50 \text{ MeV}$	$-4 < \eta_\gamma < 4$	112.824	952.590
$p_t > 100 \text{ MeV}$	$E_\gamma > 50 \text{ MeV}$	$-1.6 < \eta_\gamma < 4$	159.231	82.682
$p_t = (1 - 50) \text{ MeV}$	$E_\gamma > 50 \text{ MeV}$	$3 < \eta_\gamma < 5$	105.301	3095.795

**Table:** Fermionic box signal contribution versus double- $\pi^0$  background given in  $\mu b$  at PbPb collision energy  $\sqrt{s_{NN}} = 5.02 \text{ TeV}$ , with three considered scenarios of ALICE 3 detector limitations.

# Conclusions

- We have investigated how to extend future studies of light-by-light scattering using future infrastructure (FoCal and ALICE 3).
- Several mechanisms of  $\gamma\gamma \rightarrow \gamma\gamma$  scattering have been discussed.
- We have discussed shortly double photon fluctuation into vector mesons and Regge-type of interaction (VDM-Regge) as well as its interference with boxes. Negative interference was found.
- Combination of ALICE and FoCal can extend the range of  $\gamma\gamma \rightarrow \gamma\gamma$  scattering to smaller energies.
- The special photon detector at  $y \in (3,5)$  would allow to study the LbL scattering at very low energies and/or transverse momenta.
- The ways to eliminate unwanted double- $\pi^0$  background were discussed.  
(condition on  $p_{t,sum}$ , vector asymmetry,  $y_{diff}$ )
- We have found that the background can be drastically reduced at large  $|y_{diff}|$  which automatically means larger energies. This condition could be easily imposed using ALICE 3 detector.