

# Panda Monitoring using MonALISA

Sudhamsh Reddy

University of Texas at Arlington



# Report

- Currently sending Production and Analysis job information.
- Dashboard is currently being used by the users to get the monitoring information.
- Using the MonALISA server at University of Texas at Arlington.
- There is some delay in the relay of information from the Jobs to the Dashboard.



# Jobs per Activity

Job summary - Mozilla Firefox  
 File Edit View History del.icio.us Bookmarks Yahoo! Tools Help  
 http://dashb-atlas-job.cern.ch/dashboard/request.py/jobsummary  
 Getting Started Latest Headlines  
 firefox:toolbar

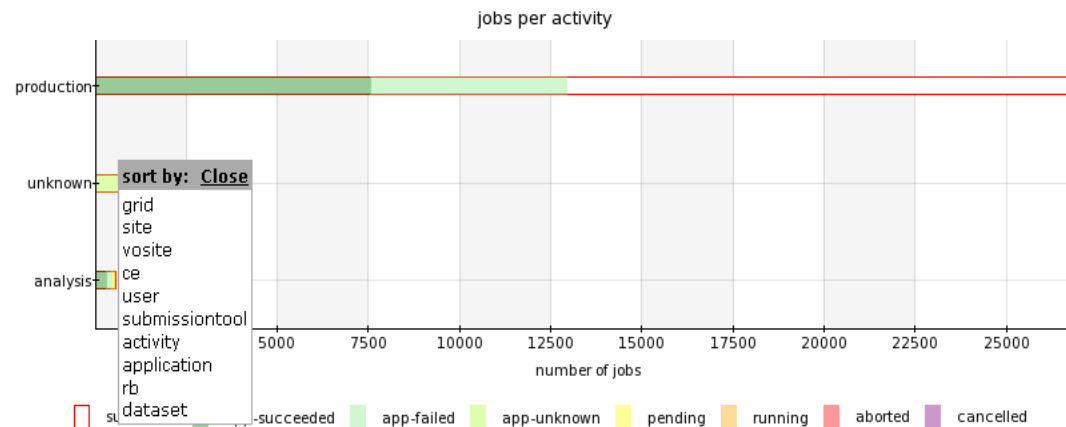
## JOB SUMMARY

jobsummary

any user  
 any site  
 any vosite  
 any ce  
 any submissiontool  
 any dataset  
 any application  
 any rb  
 any activity  
 any grid

unk  pend  run  term  
 done  canc  abort  g-unk  
 succ  fail  a-unk  
 donesuccess  
 2007-04-04 04:44:37 to  
 2007-04-05 04:44:37  
 sort by activity  
 bars in the plot

submit



activity	current status				grid exit status				application exit status				overall			
	Sub	Unk	Pend	Run	Term	Done	Canc	Abort	Unk	Grid%	Succ	Fail	Unk	App%	D/S	Overall%
analysis	558	0	61	31	466	2	0	2	462	50	319	145	2	68.75	2	0.43
production	27076	14149	0	0	12927	0	0	0	12927	0	7555	5372	0	58.44	0	0
unknown	1917	0	386	240	1291	825	0	453	13	64.55	11	2	1278	84.62	0	0



ATLAS

# Analysis Jobs on OSG and LCG

## JOB SUMMARY

jobsummary

- any user
- any site
- any vosite
- any ce
- any submissiontool
- any dataset
- any application
- any rb
- analysis**
- any grid

- unk  pend  run  term
- done  canc  abort  g-unk
- succ  fail  a-unk
- donesuccess

2007-03-21 04:52:35 to  
2007-04-01 04:52:35

sort by grid

bars in the plot



grid	current status					grid exit status				application exit status			overall			
	Sub	Unk	Pend	Run	Term	Done	Canc	Abort	Unk	Grid%	Succ	Fail	Unk	App%	D/S	Overall%
LCG	4430	0	13	35	4382	2475	758	1100	49	69.23	1174	1779	1429	39.76	1030	23.51
OSG	5902	0	622	373	4907	2197	0	0	2710	100	4347	560	0	88.59	1824	37.17



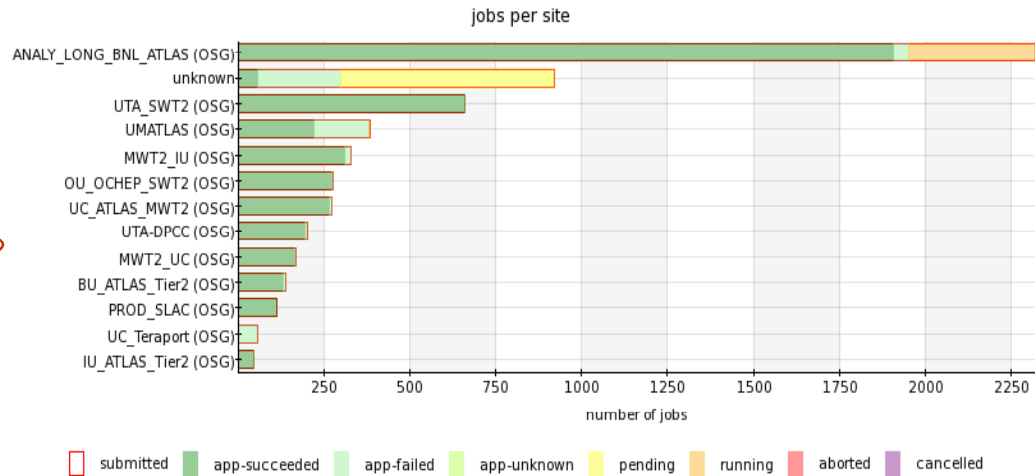
# Analysis jobs on OSG per site

JOB SUMMARY

jobsummary

any user   
 any site   
 any vosite   
 any ce   
 any submissiontool   
 any dataset   
 any application   
 any rb   
**analysis**   
 OSG   
 unk  pend  run  term  
 done  canc  abort  g-unk  
 succ  fail  a-unk  
 done/success  
 2007-03-21 04:52:35 to  
 2007-04-01 04:52:35  
 sort by site   
 bars in the plot

submit



site]	current status					grid exit status				application exit status				overall		
	Sub	Unk	Pend	Run	Term	Done	Canc	Abort	Unk	Grid%	Succ	Fail	Unk	App%	D/S	Overall%
ANALY_LONG_BNL_ATLAS (OSG)	2322	0	0	372	1950	1229	0	0	721	100	1908	42	0	97.85	1196	61.33
BU_ATLAS_Tier2 (OSG)	140	0	0	0	140	55	0	0	85	100	132	0	0	94.29	51	36.43
IU_ATLAS_Tier2 (OSG)	47	0	0	0	47	0	0	0	47	0	46	1	0	97.87	0	0
MWT2_IU (OSG)	331	0	0	0	331	13	0	0	318	100	310	21	0	93.66	0	0
MWT2_UC (OSG)	170	0	0	0	170	6	0	0	109	100	164	6	0	96.47	60	35.29
OU_OCCHP_SWT2 (OSG)	278	0	0	0	278	46	0	0	232	100	274	4	0	98.56	44	15.83
PROD_SLAC (OSG)	114	0	0	0	114	21	0	0	93	100	114	0	0	100	21	18.42
UC_ATLAS_MWT2 (OSG)	273	0	0	0	273	45	0	0	228	100	266	7	0	97.44	39	14.29
UC_Teraport (OSG)	59	0	0	0	59	9	0	0	50	100	0	59	0	0	0	0
UMATLAS (OSG)	384	0	0	1	383	229	0	0	154	100	223	160	0	58.22	165	43.08
UTA-DPCC (OSG)	201	0	0	0	201	21	0	0	180	100	194	7	0	96.52	18	8.96
UTA_SWT2 (OSG)	662	0	0	0	662	175	0	0	487	100	659	3	0	99.55	173	26.13
unknown	921	0	622	0	299	293	0	0	6	100	57	242	0	19.06	57	19.06
<b>total</b>	<b>5902</b>	<b>0</b>	<b>622</b>	<b>373</b>	<b>4907</b>	<b>2197</b>	<b>0</b>	<b>0</b>	<b>2710</b>	<b>100</b>	<b>4347</b>	<b>560</b>	<b>0</b>	<b>88.59</b>	<b>1824</b>	<b>37.17</b>



# Jobs per Dataset on UTA\_SWT2 Site

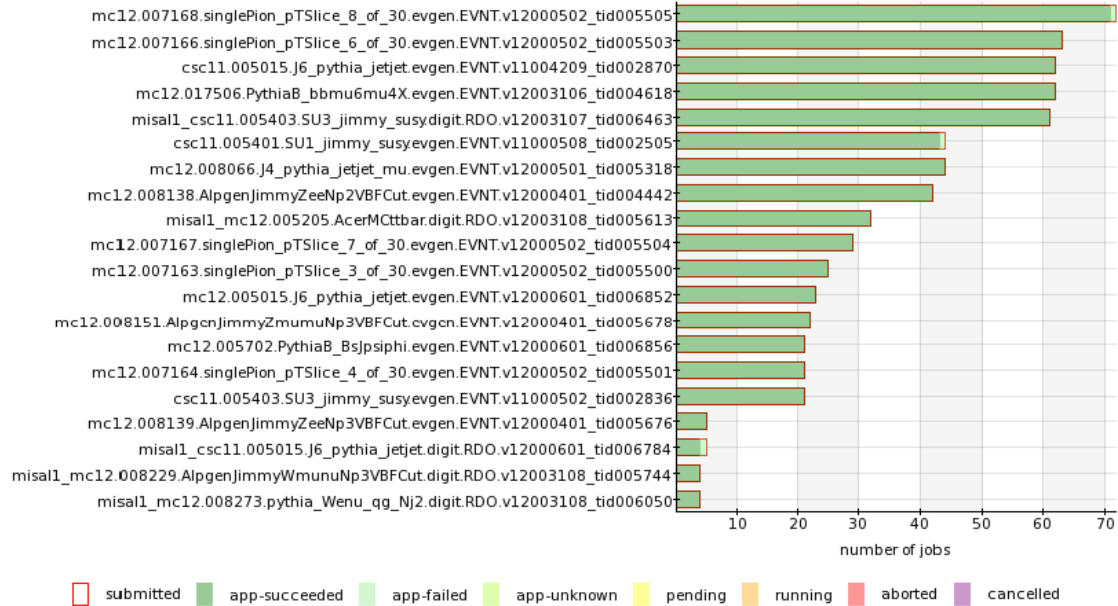
JOB SUMMARY

jobsummary

unk  pend  run  term  
 done  canc  abort  g-unk  
 succ  fail  a-unk  
 donesuccess

2007-03-21 04:52:35 to 2007-04-01 04:52:35  
 sort by dataset  
 bars in the plot

jobs per dataset



submitted  app-succeeded  app-failed  app-unknown  pending  running  aborted  cancelled

datasetj	current status					grid exit status				application exit status				overall		
	Sub	Unk	Pend	Run	Term	Done	Canc	Abort	Unk	Grid%	Succ	Fail	Unk	App%	D/S	Overall%
csc11.005015.J6_pythia_jetjet.evgen.EVNT.v11004209...	62	0	0	0	62	0	0	0	62	0	62	0	0	100	0	0
csc11.005401.SU1_jimmy_susy.evgen.EVNT.v11000508_t...	44	0	0	0	44	0	0	0	44	0	43	1	0	97.73	0	0
csc11.005403.SU3_jimmy_susy.evgen.EVNT.v11000502_t...	21	0	0	0	21	0	0	0	21	0	21	0	0	100	0	0
mc12.005015.J6_pythia_jetjet.evgen.EVNT.v12000601_...	23	0	0	0	23	0	0	0	23	0	23	0	0	100	0	0
mc12.005702.PythiaB_BsJpsiphi.evgen.EVNT.v12000601_...	21	0	0	0	21	0	0	0	21	0	21	0	0	100	0	0
mc12.007163.singlePion_pTSlice_3_of_30.evgen.EVNT....	25	0	0	0	25	0	0	0	25	0	25	0	0	100	0	0
mc12.007164.singlePion_pTSlice_4_of_30.evgen.EVNT....	21	0	0	0	21	21	0	0	0	100	21	0	0	100	21	100
mc12.007166.singlePion_pTSlice_6_of_30.evgen.EVNT....	63	0	0	0	63	63	0	0	0	100	63	0	0	100	63	100
mc12.007167.singlePion_pTSlice_7_of_30.evgen.EVNT....	29	0	0	0	29	0	0	0	29	0	29	0	0	100	0	0
mc12.007168.singlePion_pTSlice_8_of_30.evgen.EVNT....	72	0	0	0	72	41	0	0	31	100	71	1	0	98.61	40	55.56
mc12.008066.J4_pythia_jetjet_mu.evgen.EVNT.v120005...	44	0	0	0	44	44	0	0	0	100	44	0	0	100	44	100
mc12.008138.AlpgeJimmyZeeNp2VBFCut.evgen.EVNT.v12...	42	0	0	0	42	0	0	0	42	0	42	0	0	100	0	0
mc12.008139.AlpgeJimmyZeeNp3VBFCut.evgen.EVNT.v12...	5	0	0	0	5	5	0	0	0	100	5	0	0	100	5	100
mc12.008151.AlpgeJimmyZmumuNp3VBFCut.evgen.EVNT.v...	22	0	0	0	22	0	0	0	22	0	22	0	0	100	0	0



# Job Status View

JOB DETAILED VIEW

total: 63 (seeing 0 to 50)

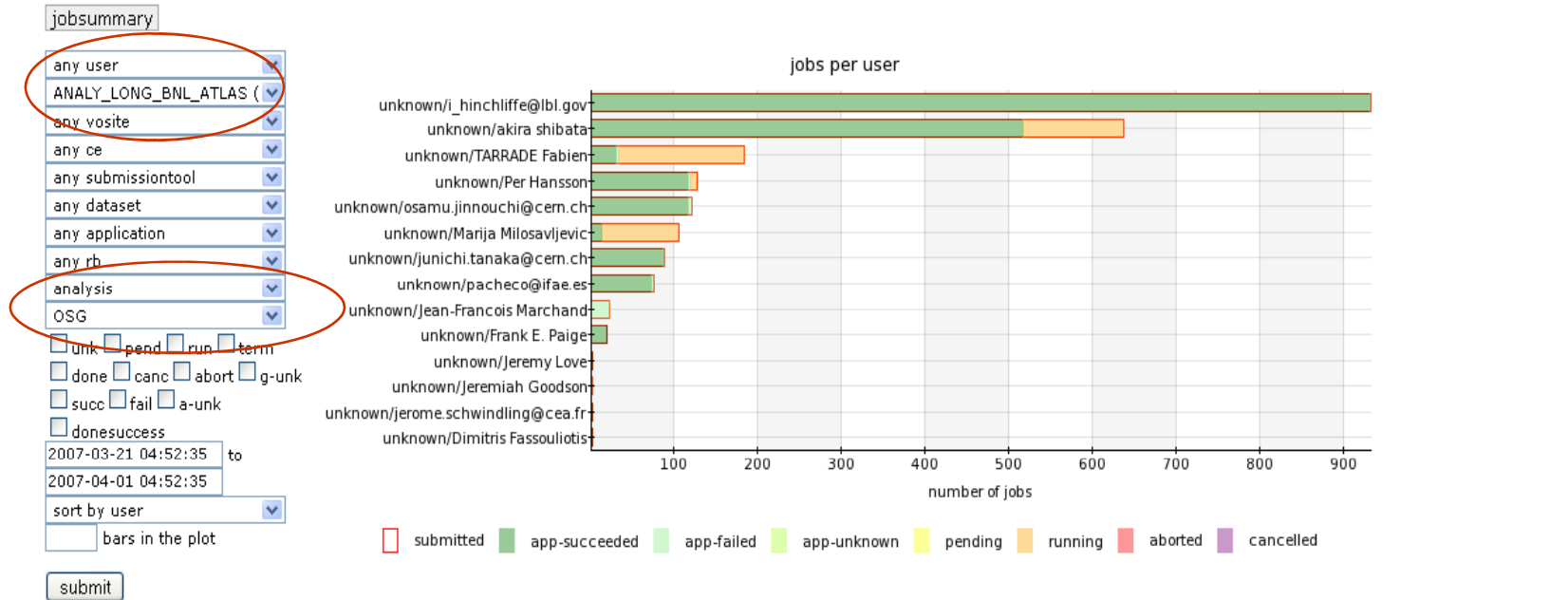
prev 50 next 50

num	Grid JobId	Site	Grid Status	ExitCode	Task JobId	Submitted	Started	Finished	Task	IP	TargetCE
1	panda_1258838	UTA_SWT2 (OSG)	DONE	0	987	2007-03-24 05:37:54	2007-03-25 02:00:17	2007-03-25 02:17:37	panda_1258838	unknown	unknown
2	panda_1258837	UTA_SWT2 (OSG)	DONE	0	986	2007-03-24 05:37:54	2007-03-25 01:59:29	2007-03-25 02:16:53	panda_1258837	unknown	unknown
3	panda_1258836	UTA_SWT2 (OSG)	DONE	0	985	2007-03-24 05:37:54	2007-03-25 01:59:26	2007-03-25 02:17:50	panda_1258836	unknown	unknown
4	panda_1258835	UTA_SWT2 (OSG)	DONE	0	984	2007-03-24 05:37:54	2007-03-25 01:59:22	2007-03-25 02:17:44	panda_1258835	unknown	unknown
5	panda_1258834	UTA_SWT2 (OSG)	DONE	0	983	2007-03-24 05:37:54	2007-03-25 01:59:04	2007-03-25 02:16:25	panda_1258834	unknown	unknown
6	panda_1258833	UTA_SWT2 (OSG)	DONE	0	982	2007-03-24 05:37:54	2007-03-25 01:58:45	2007-03-25 02:16:05	panda_1258833	unknown	unknown
7	panda_1258832	UTA_SWT2 (OSG)	DONE	0	981	2007-03-24 05:37:54	2007-03-25 01:58:16	2007-03-25 02:15:36	panda_1258832	unknown	unknown
8	panda_1258831	UTA_SWT2 (OSG)	DONE	0	980	2007-03-24 05:37:54	2007-03-25 01:58:07	2007-03-25 02:15:27	panda_1258831	unknown	unknown
9	panda_1258830	UTA_SWT2 (OSG)	DONE	0	979	2007-03-24 05:37:54	2007-03-25 01:57:42	2007-03-25 02:15:02	panda_1258830	unknown	unknown
10	panda_1258789	UTA_SWT2 (OSG)	DONE	0	903	2007-03-24 05:37:53	2007-03-25 01:46:16	2007-03-25 02:04:37	panda_1258789	unknown	unknown
11	panda_1258788	UTA_SWT2 (OSG)	DONE	0	902	2007-03-24 05:37:53	2007-03-25 01:45:17	2007-03-25 02:02:02	status: 2007-03-25 02:04:37	unknown	unknown
12	panda_1258785	UTA_SWT2 (OSG)	DONE	0	899	2007-03-24 05:37:53	2007-03-25 01:44:35	2007-03-25 02:02:02	first info: 2007-03-24 05:37:53	unknown	unknown
13	panda_1258784	UTA_SWT2 (OSG)	DONE	0	891	2007-03-24 05:37:53	2007-03-25 01:44:31	2007-03-25 02:02:02	last info: 2007-03-25 02:01:02	unknown	unknown
14	panda_1258781	UTA_SWT2 (OSG)	DONE	0	888	2007-03-24 05:37:53	2007-03-25 01:43:57	2007-03-25 02:02:02	info: unknown	unknown	unknown
15	panda_1258780	UTA_SWT2 (OSG)	DONE	0	887	2007-03-24 05:37:53	2007-03-25 01:43:41	2007-03-25 02:01:02	panda_1258780	unknown	unknown



# Job listings Per User

JOB SUMMARY



user]	current status					grid exit status				application exit status				overall		
	Sub	Unk	Pend	Run	Term	Done	Canc	Abort	Unk	Grid%	Succ	Fail	Unk	App%	D/S	Overall%
unknown/Dimitris Fassouliotis	2	0	0	0	2	2	0	0	0	100	2	0	0	100	2	100
unknown/Frank E. Paige	19	0	0	0	19	19	0	0	0	100	19	0	0	100	19	100
unknown/Jean-Francois Marchand	23	0	0	1	22	22	0	0	0	100	1	21	0	4.55	1	4.55
unknown/Jeremiah Goodson	2	0	0	0	2	2	0	0	0	100	1	1	0	50	1	50
unknown/Jeremy Love	2	0	0	0	2	2	0	0	0	100	2	0	0	100	2	100
unknown/Marija Milosavljevic	106	0	0	93	13	13	0	0	0	100	13	0	0	100	13	100
unknown/Per Hansson	128	0	0	9	119	119	0	0	0	100	116	3	0	97.48	116	97.48
unknown/TARRADE Fabien	183	0	0	149	34	34	0	0	0	100	30	4	0	88.24	30	88.24
unknown/akira shibata	637	0	0	120	517	517	0	0	0	100	516	1	0	99.81	516	99.81
unknown/i_hinchliffe@lbl.gov	933	0	0	0	933	439	0	0	494	100	930	3	0	99.68	439	47.05
unknown/jerome.schwindling@cea.fr	2	0	0	0	2	2	0	0	0	100	2	0	0	100	2	100
unknown/junichi.tanaka@cern.ch	88	0	0	0	88	26	0	0	62	100	87	1	0	98.86	26	29.55
unknown/osamu.jinnouchi@cern.ch	121	0	0	0	121	32	0	0	89	100	116	5	0	95.87	29	23.97
unknown/pacheco@ifae.es	76	0	0	0	76	0	0	0	76	0	73	3	0	96.05	0	0
<b>total</b>	<b>2322</b>	<b>0</b>	<b>0</b>	<b>372</b>	<b>1950</b>	<b>1229</b>	<b>0</b>	<b>0</b>	<b>721</b>	<b>100</b>	<b>1908</b>	<b>42</b>	<b>0</b>	<b>97.85</b>	<b>1196</b>	<b>61.33</b>





## Future Work

- Currently looking into upgrading the MonALISA server machine at UTA.
- Will be working on using the Graphing tools available with MonALISA repository.
- Improving the error code diagnostics for the production jobs.
- Waiting for user feedback.
- Please try out the service at :

<http://dashb-atlas-job.cern.ch/dashboard/request.py/jobsummary>

