



CPV and lifetime measurements from CMS

Enrico Lusiani (University & INFN PD), on behalf of the CMS Collaboration

International Conference on High Energy Physics 2024

Outline

- Four **precision measurements** are presented in this talk:
 - **Search for CP violation in $D^0 \rightarrow K_s K_s$**
 - **Measurement of the $B_s \rightarrow J/\psi K_s$ effective lifetime**
 - **Measurement of $B_s \rightarrow \mu\mu$ decay properties and search for the $B^0 \rightarrow \mu\mu$ decay**
 - **Measurement of the time-dependent CP violation in B_s mesons**

More b-physics results from CMS can be found [here](#)

Search for CP violation in $D^0 \rightarrow K_S K_S$

[arXiv:2405.11606](https://arxiv.org/abs/2405.11606)

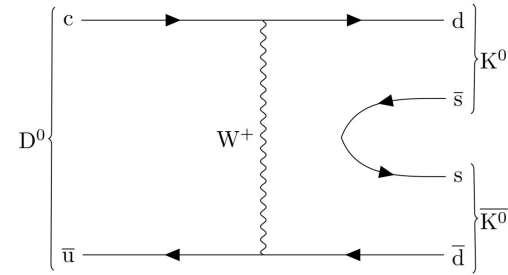
Motivations

- **CP violation in the up-quark sector is not studied as well as in the down-quark one**
 - Expected to be suppressed by the GIM mechanism and CKM element size
- **Observation of a significant CPV → hints of BSM physics**
 - First observation of CPV in D mesons in 2019 by LHCb with $D^0 \rightarrow K^+K^-$ and $D^0 \rightarrow \pi^+\pi^-$ decays [\[PRL122\(2019\)211803\]](#)
- Presented here: **measurement of the direct CPV in $D^0 \rightarrow K_S K_S$ decays**

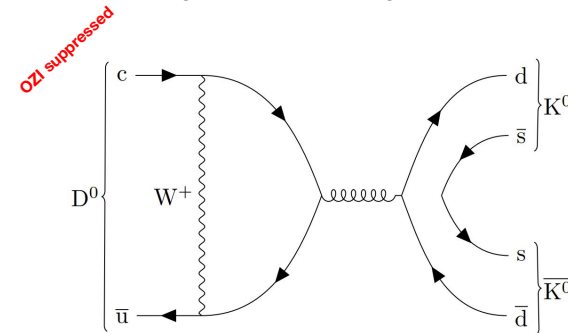
$$A_{CP} = \frac{\Gamma(D^0 \rightarrow K_S^0 K_S^0) - \Gamma(\bar{D}^0 \rightarrow K_S^0 K_S^0)}{\Gamma(D^0 \rightarrow K_S^0 K_S^0) + \Gamma(\bar{D}^0 \rightarrow K_S^0 K_S^0)}$$

- From theory, CPV in $D^0 \rightarrow K_S K_S$ could be as large as $O(1\%)$ [\[PRD92\(2015\)054036\]](#)

W exchange diagram for D^0



Penguin annihilation diagram for D^0



Measurement strategy

- Use D^0 from $D^{*+} \rightarrow D^0 \pi^+$ and $D^{*-} \rightarrow \bar{D}^0 \pi^-$, so that the pion charge tags the D^0 flavor
- This introduces additional asymmetries due to the D^{*+}/D^{*-} differences in the measurement

Measured \rightarrow $A_{CP} = A_{raw} - A_{prod} - A_{det}$ (What we want)

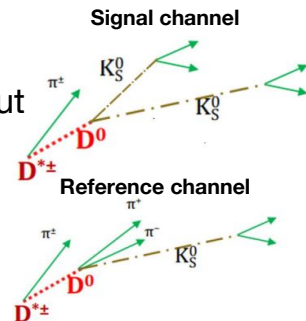
$$A_{raw} = \frac{N(D^0) - N(\bar{D}^0)}{N(D^0) + N(\bar{D}^0)}$$

$$A_{prod} = \frac{\sigma_{pp \rightarrow D^{*+} X} - \sigma_{pp \rightarrow D^{*-} X}}{\sigma_{pp \rightarrow D^{*+} X} + \sigma_{pp \rightarrow D^{*-} X}}$$

$$A_{det} \approx \frac{\epsilon_{\pi^+} - \epsilon_{\pi^-}}{\epsilon_{\pi^+} + \epsilon_{\pi^-}}$$

- **Need a reference channel:** $\Delta A_{CP} = A_{CP}(D^0 \rightarrow K_S K_S) - A_{CP}(D^0 \rightarrow K_S \pi^+ \pi^-)$
 - Reference channel is very similar in kinematics and topology $\rightarrow A_{prod}$ and A_{det} cancel out
 - CPV in $D^0 \rightarrow K_S \pi^+ \pi^-$ already measured consistent with zero [\[PRD86\(2012\)032007\]](#)

$$\Delta A_{CP} = A_{raw}(D^0 \rightarrow K_S K_S) - A_{raw}(D^0 \rightarrow K_S \pi^+ \pi^-)$$



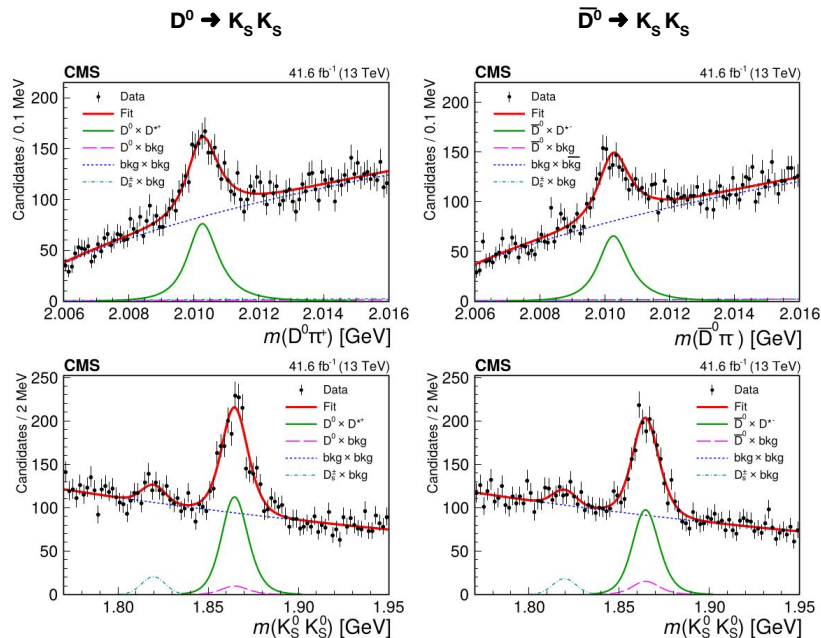
A_{CP} extraction

To extract the CP asymmetry a **2D maximum-likelihood fit** is performed on the invariant mass of the D^{*+} and D^0

- Fit is done simultaneously on the D^{*+} and D^{*-} samples with only the yields left to float
- **Main fit components** (signal channel):
 - $D^0 \times D^{*+}$, the signal component
 - $D^0 \times bkg$, real D^0 but fake D^{*+}
 - $bkg \times bkg$, background in both dimensions
- **Notable selections:** $m(\pi^+\pi^-) \in \text{PDG} \pm 20 \text{ MeV}$, $m(K_S^0 K_S^0) \in [1.7, 2.0] \text{ GeV}$, displaced by $>9(2)\sigma$ in $xyz(xy)$
- **Background suppression:** fit alternative topologies, select based on vertex probabilities
- **Yields:**

Reference channel	
Pion charge	N
π^+	$944\,800 \pm 3\,500$
π^-	$930\,150 \pm 3\,400$

Signal channel	
Pion charge	N
π^+	1095 ± 46
π^-	951 ± 44



Systematic uncertainties

Source	Uncertainty, %
$m(D\pi^\pm)$ signal model	0.10
$m(D\pi^\pm)$ background model	0.02
$m(K_S^0 K_S^0)$ signal model	0.04
$m(K_S^0 K_S^0)$ background model	0.02
$m(K_S^0 K_S^0)$ fit range	0.04
Reweighting	0.09
ΔA_{CP} in MC	0.13
Total	0.20

Results and outlook

- Putting everything together, ΔA_{CP} is measured

$$\Delta A_{CP} = 6.3 \pm 3.0 \text{ (stat)} \pm 0.2 \text{ (syst)} \%$$

- Using the world-average value of $A_{CP}(K_S \pi^+ \pi^-) = (-0.1 \pm 0.8)\%$, $A_{CP}(K_S K_S)$ is found to be

$$A_{CP}(D^0 \rightarrow K_S^0 K_S^0) = 6.2 \pm 3.0 \text{ (stat)} \pm 0.2 \text{ (syst)} \pm 0.8(A_{CP}(K_S^0 \pi^+ \pi^-)) \%$$

- Consistent with no CP violation at 2σ , with LHCb [\[PRD104\(2021\)L031102\]](#) $[(-3.1 \pm 1.3)\%]$ at 2.7σ and Belle [\[PRL119\(2017\)171801\]](#) $[(0.0 \pm 1.5)\%]$ at 1.8σ
- This is the **first CMS study of CP violation in the charm sector, paving the way for future measurements using**
 - More data
 - Refined techniques
 - Different channels

Measurement of the $B_s \rightarrow J/\psi K_S$ effective lifetime

[CMS PAS BPH-22-001](#)

Motivations

- B_s mesons are produced in flavor eigenstates, but propagate as mass ones, which, if no **CPV** in the mixing, coincide with CP eigenstates

$$B_s^H \rightarrow \text{CP odd} \quad B_s^L \rightarrow \text{CP even}$$

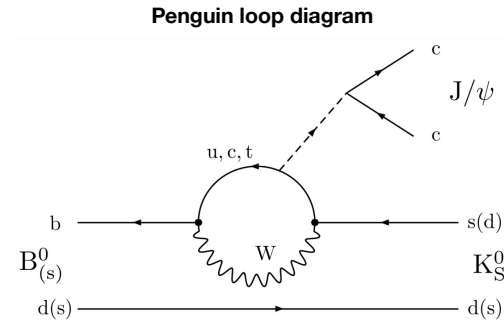
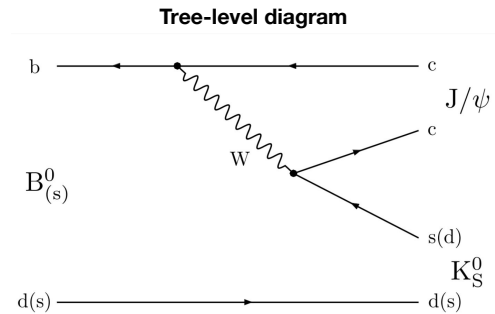
- If the two eigenstates have different lifetimes (as for the B_s), we can relate the **mass eigenstate rate asymmetry $A_{\Delta\Gamma}$** , with the **CPV observable λ**

$$A_{\Delta\Gamma} = \frac{R_H - R_L}{R_H + R_L} = \frac{-2\mathcal{R}(\lambda)}{1 + |\lambda|^2}$$

- R_H and R_L : coefficients in the untagged decay rate

$$\Gamma(B_s \rightarrow f) + \Gamma(\bar{B}_s \rightarrow f) = R_H e^{-\Gamma_H t} + R_L e^{-\Gamma_L t}$$

- **This presentation is about a measurement of the B_s effective lifetime τ in the CP-odd final state $J/\psi K_S$ performed with the CMS Run 2 data set**
- This process is related to $B^0 \rightarrow J/\psi K_S$ via U-spin flavor symmetry
 - $A_{\Delta\Gamma}$ can be used to determine penguin contributions to the measurement of $\sin(2\beta)$
 - The measurement can also probe the CKM angle γ



The effective lifetime

- The effective lifetime is defined as the expected value of the untagged decay rate

$$\tau(J/\psi K_S) \equiv \frac{\int_0^\infty t(\Gamma_{B_s \rightarrow J/\psi K_S} + \Gamma_{\bar{B}_s \rightarrow J/\psi K_S}) dt}{\int_0^\infty (\Gamma_{B_s \rightarrow J/\psi K_S} + \Gamma_{\bar{B}_s \rightarrow J/\psi K_S}) dt} = \frac{\tau_{B_s}}{1 - y_s^2} \left(\frac{1 + 2A_{\Delta\Gamma} y_s + y_s^2}{1 + A_{\Delta\Gamma} y_s} \right)$$

Average lifetime
Normalized decay width difference
 $y_s = \tau_{B_s} \Delta\Gamma / 2$

- Using the latest measurements and assuming the SM ($A_{\Delta\Gamma} = 0.94 \pm 0.07$, $\tau_{B_s} = 1.520 \pm 0.005$ ps, $\Delta\Gamma = 0.084 \pm 0.005$ ps⁻¹)

$$\tau(J/\psi K_S)|_{SM} = 1.62 \pm 0.02 \text{ ps}$$

- Available measurement from LHCb: $\tau(J/\psi K_S) = 1.75 \pm 0.14$ ps [\[Nucl.Phys.B\(2013\)873\]](#)
- In this analysis the decay time is measured in the transverse plane as

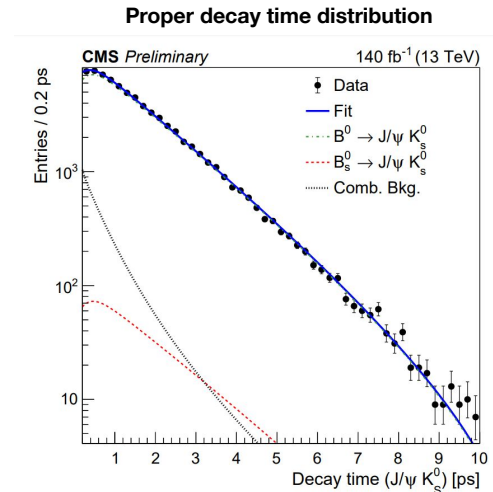
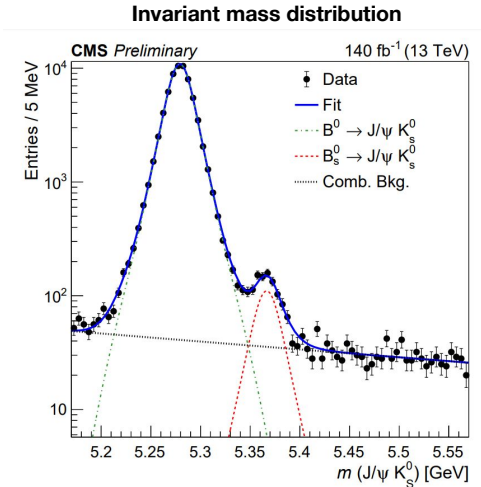
$$t = \frac{L_{xy} \cdot M_{B_s}}{p_T}$$

Fit and results

- The effective lifetime is measured with a 2D UML fit to the invariant mass and proper decay time
- **Background sources**
 - $B^0 \rightarrow J/\psi K_S$: irreducible, treated as a control channel
 - Combinatorial: suppressed with dedicated BDT selection
 - $B^0 \rightarrow J/\psi K^{*0}$: negligible
 - $J/\psi \Lambda^0$: suppressed with constraints on the decay kinematics
- **Result** (using $727 \pm 35 B_s$ signal candidates)

$$\tau(J/\psi K_S)^{eff} = 1.59 \pm 0.07 \text{ (stat)} \pm 0.03 \text{ (syst) ps}$$

- The control channel's effective lifetime is found to be in good agreement with the world-average value
- The measured $B_s \rightarrow J/\psi K_S$ effective lifetime is in agreement with the SM prediction and compatible with the previous LHCb results at 2.1σ
- This is the **most precise** measurement of this quantity to date



Measurement of $B_s \rightarrow \mu\mu$ decay properties and search for the $B^0 \rightarrow \mu\mu$ decay

[10.1016/j.physletb.2023.137955](https://doi.org/10.1016/j.physletb.2023.137955)

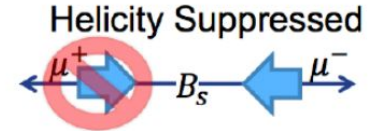
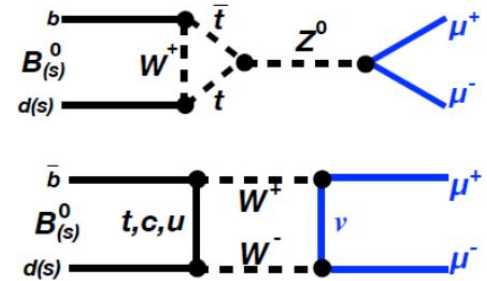
Motivations

- Rare B meson decays provide a sensitive probe for beyond-the-standard-model (BSM) effects
- $B_s \rightarrow \mu^+ \mu^-$ and $B^0 \rightarrow \mu^+ \mu^-$ are strongly suppressed in the SM, with a predicted branching fraction of

$$\mathcal{B}(B_s^0 \rightarrow \mu^+ \mu^-) = (3.66 \pm 0.14) \times 10^{-9}$$

$$\mathcal{B}(B^0 \rightarrow \mu^+ \mu^-) = (1.03 \pm 0.05) \times 10^{-10}$$

- In the SM, only the heavier mass eigenstate $B_{s,H}$ can decay into $\mu^+ \mu^-$ due to CP symmetry
 - The effective lifetime in the $B_s \rightarrow \mu^+ \mu^-$ is a very strong probe for BSM physics
 - Current best measurement: 2.07 ± 0.29 ps, from LHCb
- **This presentation is about new measurement of the $B_s \rightarrow \mu^+ \mu^-$ decay and a search $B^0 \rightarrow \mu^+ \mu^-$ decay the performed with the CMS Run 2 data set**



Fit and results

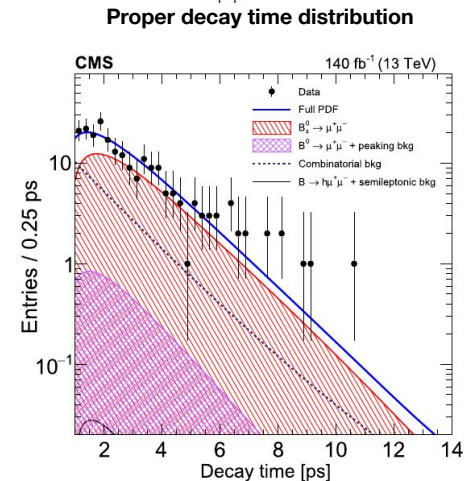
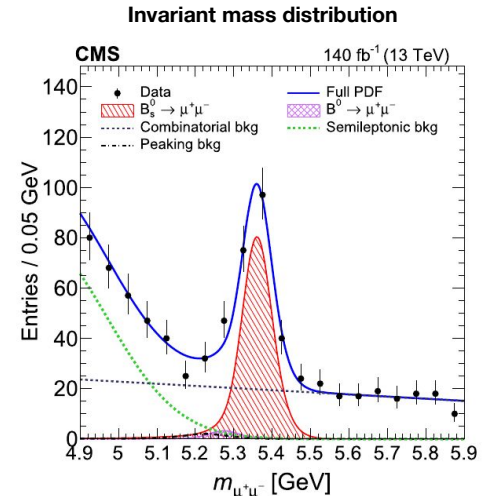
- For **branching fraction**: 2D UML fit on on mass and $\sigma(\text{mass})$
 - Normalized to $\mathbf{B^+ \rightarrow J/\psi K^+}$ **control channel** to avoid depending on $\bar{b}\bar{b}$ cross section
- For **lifetime** measurement: 3D UML fit on mass, decay time and time uncertainty
 - Corrected with MC based time efficiency + control channel corrections
- **Results:**

$$\mathcal{B}(B_s^0 \rightarrow \mu^+ \mu^-) = \left[3.83_{-0.36}^{+0.38} (\text{stat})_{-0.16}^{+0.19} (\text{syst})_{-0.13}^{+0.14} (f_s/f_u) \right] \times 10^{-9},$$

$$\mathcal{B}(B^0 \rightarrow \mu^+ \mu^-) < 1.9 \times 10^{-10} \text{ at 95\% CL.}$$

$$\tau = 1.83_{-0.20}^{+0.23} (\text{stat})_{-0.04}^{+0.04} (\text{syst}) \text{ ps.}$$

- Both measurements are the most precise single measurements to date and consistent with the standard model (SM) predictions
- The result is dominated by statistical uncertainty, expecting significance improvement from Run 3 data

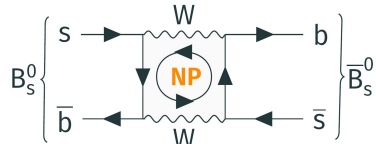


Measurement of the time-dependent CP violation in B_s mesons

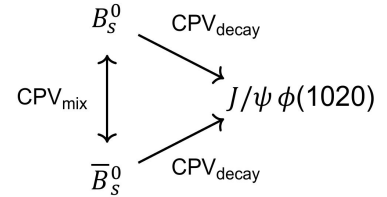
[CMS PAS BPH-23-004](#)

Motivations

- B_s mesons decays allow us to study the time-dependent CP violation generated by the **interference** between direct decays and flavor mixing
 - CPV in the interference is possible even if there is no CPV in decay and mixing
- The weak phase ϕ_s is the main CPV observable
 - Predicted by the SM to be $\phi_s \approx -2\beta_s = -37 \pm 1$ mrad ([CKMfitter](#), [UTfit](#))
 $\beta_s \rightarrow$ angle of the B_s unit. triangle
- **New physics** can change the value of ϕ_s up to $\sim 100\%$ via new particles contributing to the flavor oscillations [RMP88\(2016\)045002](#)



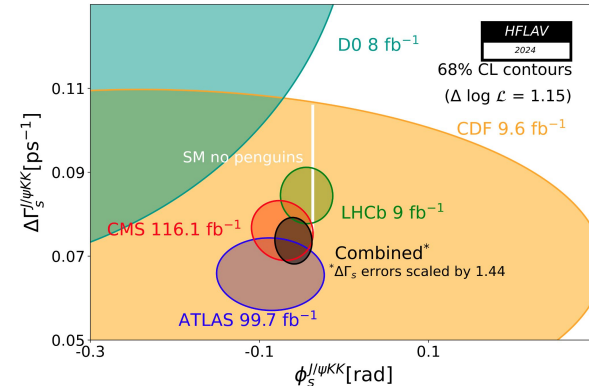
- ϕ_s has been **first measured** by the **Tevatron** experiments D0 and CDF
- At LHC ϕ_s has been measured several times by ATLAS, LHCb, and CMS
- This presentation is about the latest CMS results with the *golden channel* $B_s \rightarrow J/\psi \phi(1020) \rightarrow \mu^+\mu^- K^+K^-$



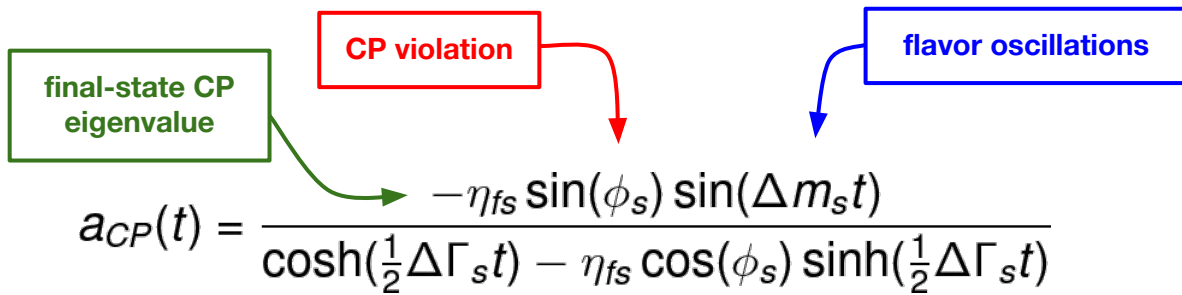
$$\Gamma(B_s^0 \xrightarrow{\text{mix}} \bar{B}_s^0 \rightarrow f)(t) \stackrel{?}{\neq} \Gamma(\bar{B}_s^0 \xrightarrow{\text{mix}} B_s^0 \rightarrow f)(t)$$



$$a_{CP}(t) \propto \Gamma_{\bar{B}_s \rightarrow f}(t) - \Gamma_{B_s \rightarrow f}(t) \propto -\eta_{fs} \sin(\phi_s) \sin(\Delta m_s t)$$



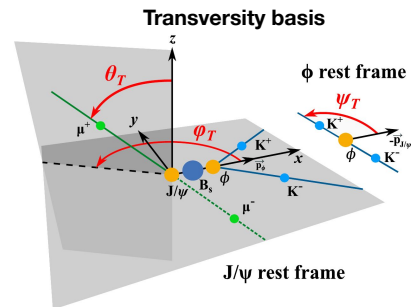
A time-, flavor- and angular-dependent measurement



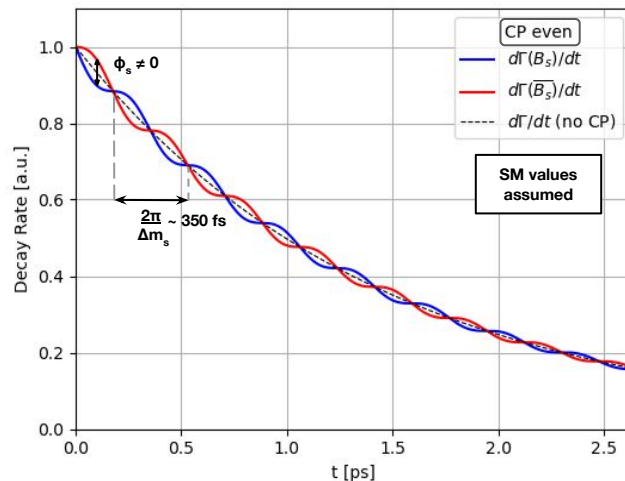
Core ingredients

- Time-dependent **angular** analysis to separate the CP eigenstates (“transversity basis” used)
- Time-dependent **flavor** analysis to resolve the B_s mixing oscillations ($T \sim 350$ fs, CMS $\sigma_t \sim 65$ fs)

$$\text{sensitivity} \propto \sqrt{\frac{\epsilon_{\text{tag}} D_{\text{tag}}^2 N_{\text{sig}}}{2}} \sqrt{\frac{N_{\text{sig}}}{N_{\text{sig}} + N_{\text{bkg}}}} e^{-\frac{\sigma_t^2 \Delta m_s^2}{2}}$$

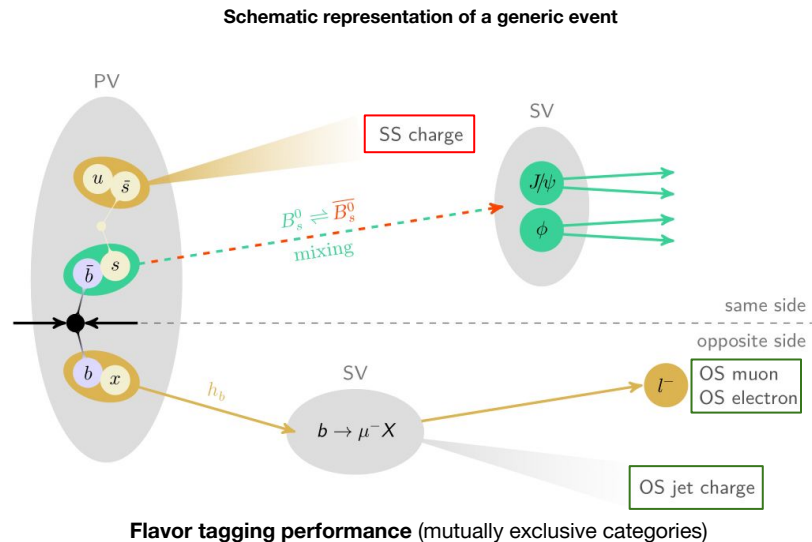


Decay rate for a CP-even final state



Flavor tagging overview

- **Four DNN-based algorithms are used**, divided into two main categories
 - **Opposite side (OS)**: exploits decay products of the other B hadron in the event
 1. **OS muon**: leverages $b \rightarrow \mu^- X$ decays
 2. **OS electron**: leverages $b \rightarrow e^- X$ decays
 3. **OS jet**: capitalizes on charge asymmetries in the OS b -jet
 - **Same side (SS)**: exploits the B_s fragmentation
 4. **SS tagger**: leverages charge asymmetries in the B_s fragmentation
- Once combined, the **flavor tagging framework achieves a tagging power of $P_{\text{tag}} = 5.6\%$** when applied to the B_s data sample
 - Among the highest ever recorded at LHC
 - x3~4 improvement with respect to prev. CMS results



Category	$\epsilon_{\text{tag}} [\%]$	$\mathcal{D}_{\text{eff}}^2$	$P_{\text{tag}} [\%]$
Only OS muon	6.07 ± 0.05	0.212	1.29 ± 0.07
Only OS electron	2.72 ± 0.02	0.079	0.214 ± 0.004
Only OS jet	5.16 ± 0.03	0.045	0.235 ± 0.003
Only SS	33.12 ± 0.07	0.080	2.64 ± 0.01
SS + OS muon	0.62 ± 0.01	0.202	0.125 ± 0.003
SS + OS electron	2.77 ± 0.02	0.150	0.416 ± 0.005
SS + OS jet	5.40 ± 0.03	0.124	0.671 ± 0.006
Total	55.9 ± 0.1	0.100	5.59 ± 0.02

Results

Fit results

Parameter	Fit value	Stat. uncer.	Syst. uncer.
ϕ_s [mrad]	-73	± 23	± 7
$\Delta\Gamma_s$ [ps^{-1}]	0.0761	± 0.0043	± 0.0019
Γ_s [ps^{-1}]	0.6613	± 0.0015	± 0.0028
Δm_s [$\hbar\text{ps}^{-1}$]	17.757	± 0.035	± 0.017
$ \lambda $	1.011	± 0.014	± 0.012
$ A_0 ^2$	0.5300	± 0.0016	± 0.0044
$ A_\perp ^2$	0.2409	± 0.0021	± 0.0030
$ A_S ^2$	0.0067	± 0.0033	± 0.0009
δ_\parallel	3.145	± 0.074	± 0.025
δ_\perp	2.931	± 0.089	± 0.050
$\delta_{S\perp}$	0.48	± 0.15	± 0.05

- The physics parameters are extracted with a **7D UML fit** on angles, decay time, mass and mistag probability

- ϕ_s and $\Delta\Gamma_s$ are found in **agreement with the SM**

$$\phi_s^{SM} \simeq -37 \pm 1 \text{ mrad} \quad \Delta\Gamma_s^{SM} = 0.091 \pm 0.013 \text{ ps}^{-1}$$

- Γ_s and Δm_s are **consistent with the latest world averages**

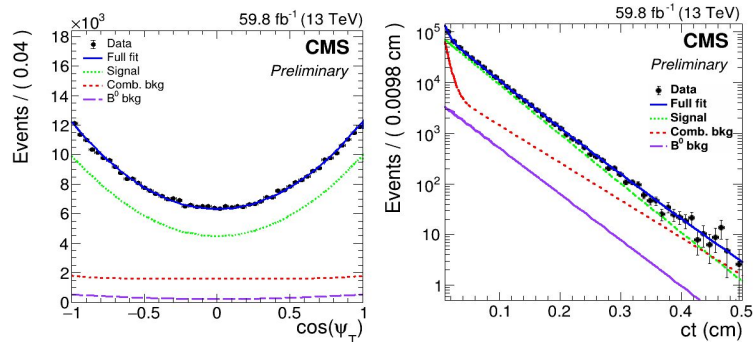
$$\Gamma_s^{WA} = 0.6573 \pm 0.0023 \text{ ps}^{-1} \quad \Delta m_s^{WA} = 17.765 \pm 0.006 \hbar\text{ps}^{-1}$$

- $|\lambda|$ is **consistent with no direct CPV** ($|\lambda| = 1$)

- This measurement utilizes the **largest ever** effective statistics

$N_{Bs} \cdot P_{\text{tag}}$ for a single ϕ_s measurement ($\sim 27.5\text{k}$)

- The precision on ϕ_s is comparable with the world's most precise single measurement by LHCb ($\phi_s = -39 \pm 22$ (stat) ± 6 (syst) mrad) [\[PRL132\(2024\)051802\]](#)
- This is the most precise single measurement of $\Delta\Gamma_s$ to date in this channel



Combination with 8 TeV results

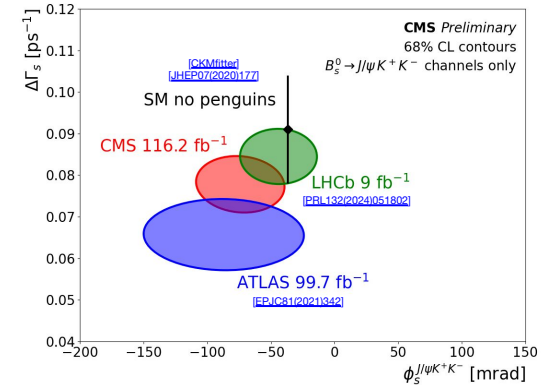
- These results supersede the previous CMS Run2 result ([\[PLB816\(2021\)136188\]](#)) and are further combined with those obtained by CMS at 8 TeV ([\[PLB757\(2016\)97\]](#)), yielding

$$\phi_s = -74 \pm 23 \text{ [mrad]}$$

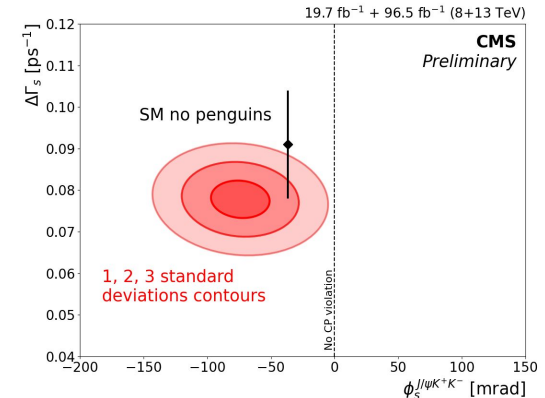
$$\Delta\Gamma_s = 0.0780 \pm 0.0045 \text{ [ps}^{-1}\text{]}$$

- Due to the high difference in statistical power between the two results the sensitivity gain is small
- **The combined value for the weak phase ϕ_s is consistent with the SM prediction, the latest world average, and with zero (no CPV) at 3.2 s.d.**
 - This is the **first** evidence of CPV in $B_s \rightarrow J/\psi K^+ K^-$ decays
- These results helps to further constrain possible BSM effects in the B_s system

Comparison with other LHC experiments



1, 2, 3 standard deviations contours



Outlook

Summary and outlook

- This presentation showed three recent CMS results on the physics of CP violation
 - **CP violation in $D^0 \rightarrow K_S K_S$**
 - First CMS results on CP violation in the charm sector
 - **Effective lifetime measurement in the CP-odd decay $B_s \rightarrow J/\psi K_S$**
 - Most precise determination of $\tau_{\text{eff}}(B_s \rightarrow J/\psi K_S)$
 - **Measurement of $B_s \rightarrow \mu\mu$ decay properties and search for the $B^0 \rightarrow \mu\mu$ decay**
 - Most precise measurement of the branching fraction and B_s effective lifetime
 - **Measurement of the time-dependent CP violation in $B_s \rightarrow J/\psi \phi$**
 - First evidence of CP violation in $B_s \rightarrow J/\psi K^+K^-$
- CMS recent contributions in flavor physics prove that it can be one of the leading actors in several key areas of study, such as rare decays and CP violation
- Thanks to the advancements in trigger strategies and flavor tagging techniques, CMS is able to compete in measurements for which the detector was not designed
- **Run 3 will provide unique opportunities thanks of a revamped trigger strategy, which will lead to the collection of an unprecedented amount of data suitable for flavor physics studies**

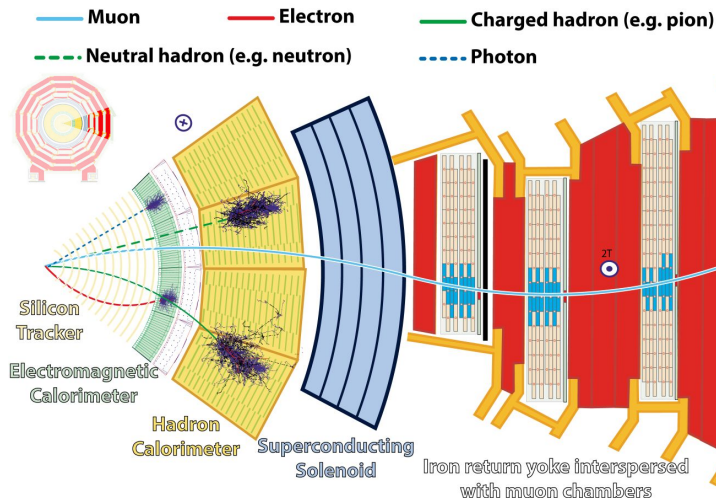
Stay tuned in the future for other exciting CMS results!

Backup

The CMS detector

CMS is a general purpose detector able to perform a vast range of physics studies, including flavor physics

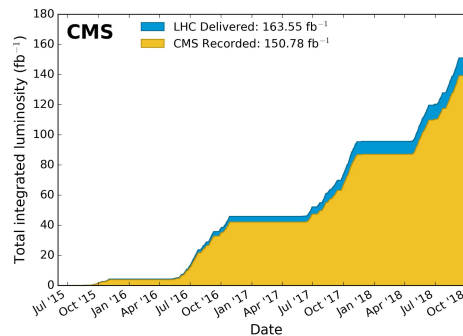
- + **Excellent tracking system** able to reconstruct vertices with high decay time resolution (e.g., $\sigma_t \sim 65$ fs for $B_s \rightarrow J/\psi \phi$) up to $|\eta| < 2.5$
 - Complementary to LHCb ($2 < |\eta| < 5$)
- + **Enormous amount of data collected**
 - $\sim 7.5 \cdot 10^{13}$ bb pairs produced at Point 5 during Run 2 (geometric acceptance not considered)
- High pile up $N_{PV} \sim 40$ (in Run 2)
- No reliable hadronic particle identification available



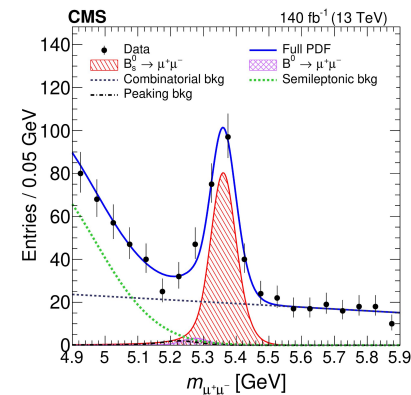
Some **CMS flavor physics highlights** from recent years

- $B_s \rightarrow \mu^+\mu^-$ (world's most precise) [[PLB842\(2023\)137955](#)]
- $\eta \rightarrow \mu^+\mu^-\mu^+\mu^-$ observation [[PRL131\(2023\)091903](#)]
- f_s/f_u measurements [[PRL131\(2023\)121901](#)]
- Triple J/ψ production observation [[Nat.Phys.19\(2023\)338](#)]
- $R(K)$ LFU test [[BPH-22-005](#)]
- $R(J/\psi)$ LFU test [[BPH-22-012](#)]

CMS luminosity in Run-2



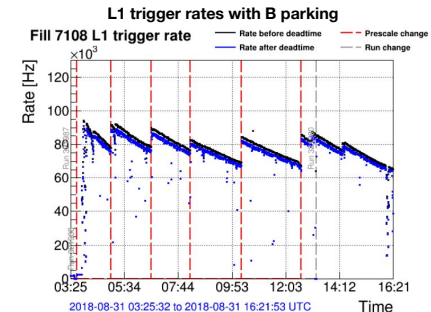
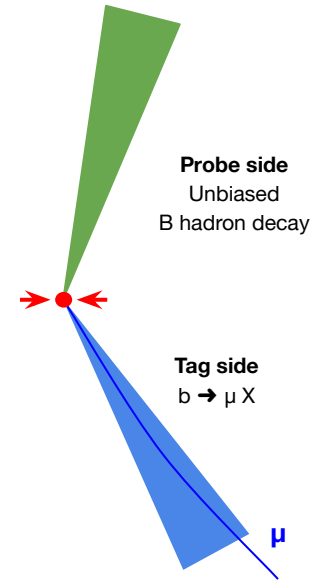
$B_s \rightarrow \mu^+\mu^-$



Backup
- CP violation in D^0 -

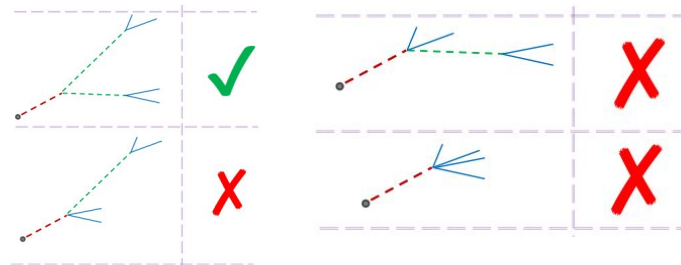
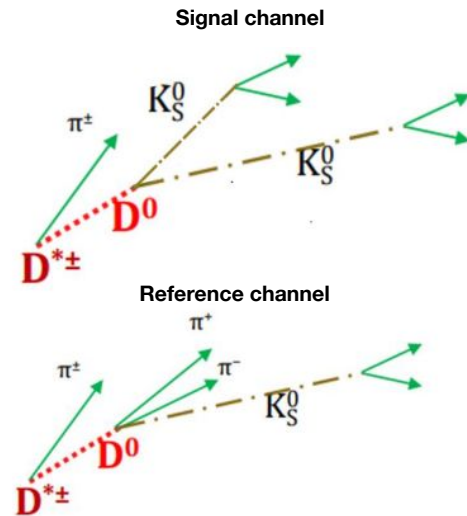
The CMS B parking dataset

- Designed to allow CMS to perform B physics measurements on difficult/impossible to trigger final states (e.g. fully hadronic final states)
- Achieved with a set of **single muon triggers** (tags) with different thresholds in p_T and impact parameter
 - Luminosity decreases during a run \rightarrow less restrictive triggers enabled
 - Maximises the available trigger bandwidth
 - Events are *parked* for later reconstruction
 - Very high purity of $\sim 80\%$
- No impact on the *standard* CMS physics programme
- **10 billion unbiased B hadron** decays collected in 2018 ($L_{\text{int}} \sim 41 \text{ fb}^{-1}$)



Event selection

- **First**, $K_S \rightarrow \pi^+\pi^-$ are reconstructed fitting the π tracks to a common vertex
 - $|m(\pi^+\pi^-) - m(K_S^{w.a.})| < 20 \text{ MeV}$, $p_T(K_S) > 2.2(1.0) \text{ GeV}$
- In the **signal channel**, two K_S candidates are required and fitted to a common vertex to form $D^0 \rightarrow K_S K_S$ candidates
 - $1.7 \text{ GeV} < m(K_S K_S) < 2.0 \text{ GeV}$
 - K_S displacement in xyz from the D^0 vertex $>9\sigma$ and $>7\sigma$
 - D^0 displacement in xyz (xy) from the PV $>9\sigma$ ($>2\sigma$)
- In the **reference channel**, two tracks with $p_T > 0.6 \text{ GeV}$ are used to form the $D^0 \rightarrow K_S \pi^+\pi^-$ candidate
 - $1.823 < m(K_S \pi^+\pi^-) < 1.908 \text{ GeV}$
- **Finally**, an additional track with $-1.2 < |\eta| < 1.2$ and $p_T > 0.36 \text{ GeV}$ is added to form $D^{*\pm} \rightarrow D^0 \pi^\pm$ candidates
 - $m(D^0 \pi^\pm) = m(D^{*\pm}) - m(D^0) + m_{\text{PDG}}(D^0)$
- **Background suppression**: several fits corresponding to incorrect topologies are performed and vertex probabilities requirements are imposed



Selection

Table 1: Optimized selection criteria in the signal channel $D^0 \rightarrow K_S^0 K_S^0$.

Variable	Requirement
p_T of tagging pion from $D^{*\pm} \rightarrow D\pi^\pm$	$> 0.35 \text{ GeV}$
η of tagging pion from $D^{*\pm} \rightarrow D\pi^\pm$	$-1.2 < \eta < 1.2$
$p_T(K_S^0)$	$> 2.2 \text{ GeV}$ and $> 1.0 \text{ GeV}$
$P_{vtx}(D\pi^\pm)$	$> 5\%$
$P_{vtx}(K_S^0 K_S^0)$	$> 1\%$
$P_{vtx}(\pi^+ \pi^-)$ for $K_S^0 \rightarrow \pi^+ \pi^-$	$> 1\%$
D^0 vertex displacement from the PV in xy	$> 2 \text{ s.d.}$
D^0 vertex displacement from the PV in xyz	$> 9 \text{ s.d.}$
K_S^0 vertex displacement from the D^0 vertex in xyz	$> 9 \text{ s.d.}$ and $> 7 \text{ s.d.}$
angle between D^0 momentum and displacement from PV in xyz	$< 0.205 \text{ rad}$
angle between D^0 momentum and displacement from PV in xy	$< 0.237 \text{ rad}$
angle between D^0 momentum and displacement from BX in xy	$< 0.237 \text{ rad}$

Backup

- $B_s \rightarrow J/\psi K_S$ effective lifetime -

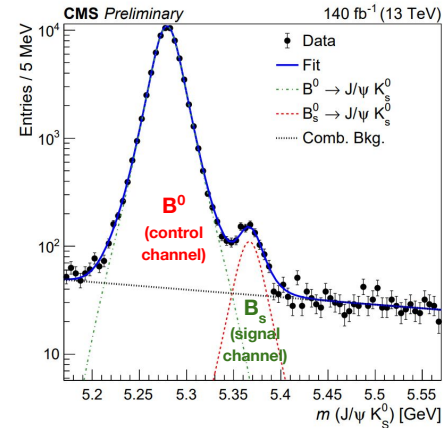
Event selection and efficiency

- **Trigger:** $J/\psi \rightarrow \mu^+\mu^-$ candidate with $p_T > 20$ (25) GeV for 2016 (2017-18)
- **Offline $B_s \rightarrow \pi^+\pi^-$ selection:**
 - Displaced by $>15\sigma$ from the beamspot and $>5\sigma$ from the B_s vertex
 - Invariant mass within 70 MeV from world-average value
- **Background sources**
 - $\Lambda \rightarrow p\pi^-$: suppressed with constraints on the decay kinematics
 - $B^0 \rightarrow J/\psi K_s$: irreducible, treated as a control channel
 - $B^0 \rightarrow J/\psi K^{*0}$: negligible
 - Combinatorial: suppressed with dedicated BDT selection
- **Time efficiency** is measured in simulations for B_s and B^0 (control channel)

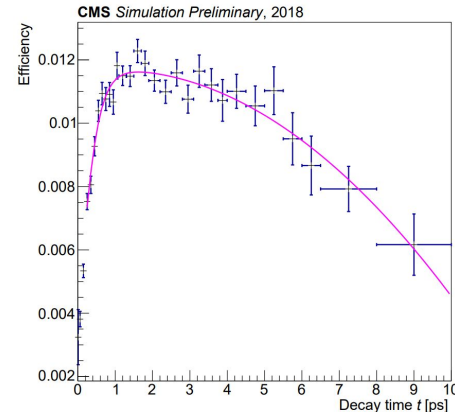
$$\epsilon(t) = \frac{t_{reco}}{t_{gen} \otimes \delta(t)}$$

- Modeled with a combination of polynomials and logistic functions

Invariant mass distribution



B_s time efficiency (2018)



Backup

- CP violation in B_s -

Penguin contributions

We measure this

$$\begin{aligned} \phi_s &= \phi_s^{tree} + \Delta\phi_s^{penguin} + \Delta\phi_s^{NP} \\ \sin(2\beta) &= \sin(2\beta^{tree} + \Delta\phi_d^{penguin} + \Delta\phi_d^{NP}) \end{aligned}$$

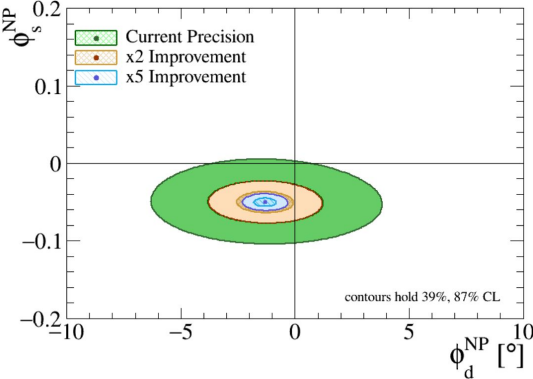
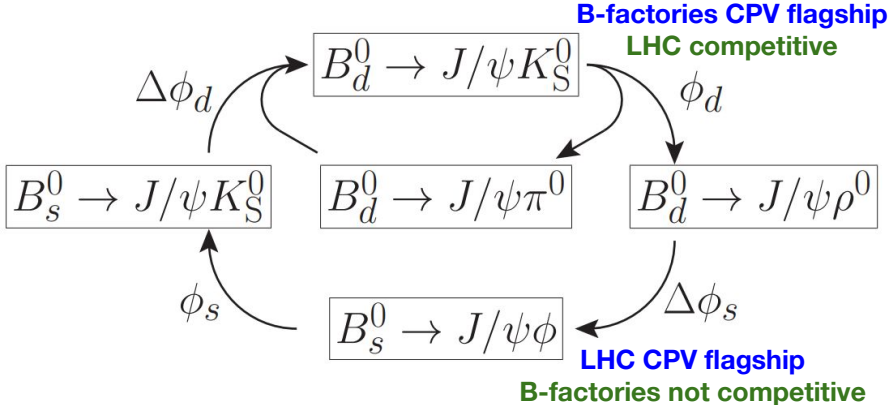
Assuming this is negligible

Trying to probe this

- Penguin pollutions are expected to be small for B_s , but they are not well constrained

$$\Delta\phi_s^{penguin} \approx 3 \pm 10 \text{ mrad}$$

- Analysis of penguin and NP contributions is possible using Cabibbo-favored control channels



Decay time and its resolution

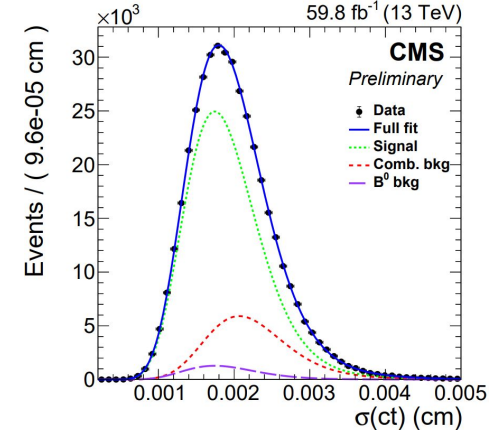
- The time dependence of the decay rate is parametrized with the **proper decay length** ct , measured in the transverse plane as

$$ct = c \cdot \frac{m_{Bs}^{w.a.} \cdot L_{xy}}{p_T} \quad \text{with} \quad L_{xy} \equiv \|\vec{r}_{xy}(SV) - \vec{r}_{xy}(PV)\|$$

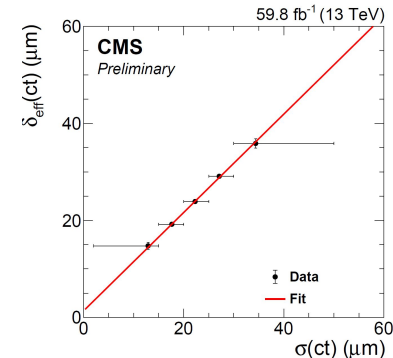
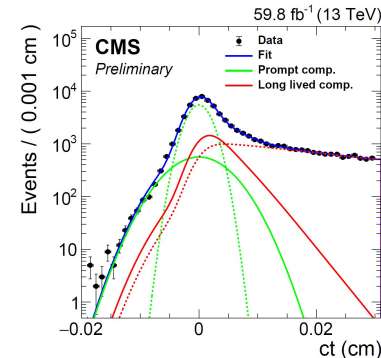
- Its **uncertainty** is obtained by fully propagating the uncertainties in L_{xy} and p_T
 - The uncertainty on L_{xy} dominates for most of the ct spectrum, with $\sigma(p_T)$ taking over at high values ($ct \gtrsim 3$ mm)
- The ct uncertainty is calibrated in a prompt data sample** of $B_s \rightarrow J/\psi \phi$, obtained by removing the displacement requirement in the *muon-tagging* data sets
 - Modeled with two gaussians to obtain the effective dilution and resolution

$$\delta_{\text{eff}} = \sqrt{\frac{-2 \ln \mathcal{D}}{\Delta m_s^2}} \quad \text{with} \quad \mathcal{D} = \sum_{i=1}^2 f_i \exp\left(-\frac{\sigma_i \Delta m_s^2}{2}\right)$$

- Excellent agreement** found, with corrections $\sim 5\%$



Time resolution calibration for 2018 data



Acceptance and efficiency effects

- The efficiency in selecting and reconstructing the B_s candidates is **not** independent of the decay time and angular observables
 - To properly fit the decay rate model an efficiency parametrization is needed

Time efficiency

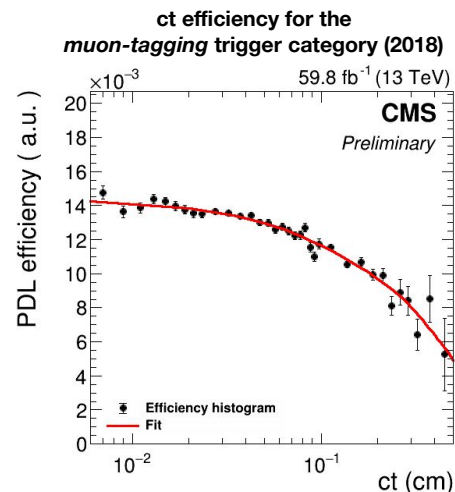
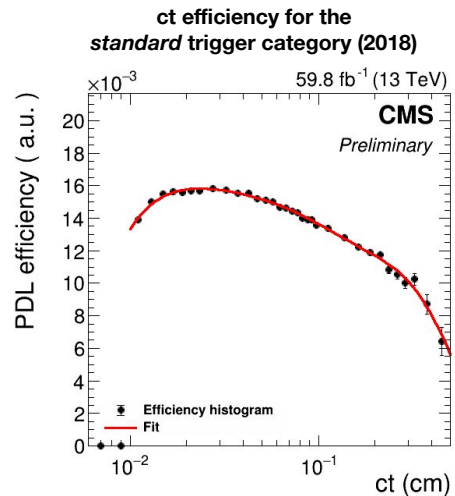
- Modeled in the $B^0 \rightarrow J/\psi K^{*0}$ data control channel with corrections from simulations
- Ultimately parametrized with Bernstein's polynomials

$$\varepsilon_{B^0}^{\text{data}}(ct) = \frac{N_{B^0}(ct)}{e^{-\Gamma_d^{\text{w.a.}}} \otimes P_{B^0}(\sigma ct)}$$

$$\varepsilon_{B_s}^{\text{data}}(ct) = \varepsilon_{B^0}^{\text{data}}(ct) \cdot \frac{\varepsilon_{B_s}^{\text{MC}}(ct)}{\varepsilon_{B^0}^{\text{MC}}(ct)}$$

Angular efficiency

- Estimated with KDE distributions in simulated events
- The simulated data samples are corrected to match the data
 - An iterative procedure is used to simultaneously correct the kinematics of the final state particles and the differences in the physics parameters set in the MC with respect to what measured in the data



Decay rate model

$$\frac{d^4\Gamma(B_s)}{d\Theta dt} \propto \sum_{i=1}^{10} \mathcal{O}_i(t, \alpha) g_i(\Theta)$$

$$\mathcal{O}_i(t, \alpha) = N_i e^{-\Gamma_s t} \left[a_i \cosh\left(\frac{\Delta\Gamma_s t}{2}\right) + b_i \sinh\left(\frac{\Delta\Gamma_s t}{2}\right) + c_i \xi(1 - 2\omega) \cos(\Delta m_s t) + d_i \xi(1 - 2\omega) \sin(\Delta m_s t) \right]$$

Decay time

Flavor tag decision
(flips c_i and d_i signs)

Mistag probability

Angular variables

Most sensitive terms for SM ϕ_s

i	$g_i(\theta_T, \psi_T, \varphi_T)$	N_i	a_i	b_i	c_i	d_i
1	$2 \cos^2 \psi_T (1 - \sin^2 \theta_T \cos^2 \varphi_T)$	$ A_0(0) ^2$	1	D	C	$-S$
2	$\sin^2 \psi_T (1 - \sin^2 \theta_T \sin^2 \varphi_T)$	$ A_{\parallel}(0) ^2$	1	D	C	$-S$
3	$\sin^2 \psi_T \sin^2 \theta_T$	$ A_{\perp}(0) ^2$	1	$-D$	C	S
4	$-\sin^2 \psi_T \sin 2\theta_T \sin \varphi_T$	$ A_{\parallel}(0) A_{\perp}(0) $	$C \sin(\delta_{\perp} - \delta_{\parallel})$	$S \cos(\delta_{\perp} - \delta_{\parallel})$	$\sin(\delta_{\perp} - \delta_{\parallel})$	$D \cos(\delta_{\perp} - \delta_{\parallel})$
5	$\frac{1}{\sqrt{2}} \sin 2\psi_T \sin^2 \theta_T \sin 2\varphi_T$	$ A_0(0) A_{\parallel}(0) $	$\cos(\delta_{\parallel} - \delta_0)$	$D \cos(\delta_{\parallel} - \delta_0)$	$C \cos(\delta_{\parallel} - \delta_0)$	$-S \cos(\delta_{\parallel} - \delta_0)$
6	$\frac{1}{\sqrt{2}} \sin 2\psi_T \sin 2\theta_T \cos \varphi_T$	$ A_0(0) A_{\perp}(0) $	$C \sin(\delta_{\perp} - \delta_0)$	$S \cos(\delta_{\perp} - \delta_0)$	$\sin(\delta_{\perp} - \delta_0)$	$D \cos(\delta_{\perp} - \delta_0)$
7	$\frac{2}{3}(1 - \sin^2 \theta_T \cos^2 \varphi_T)$	$ A_S(0) ^2$	1	$-D$	C	S
8	$\frac{1}{3}\sqrt{6} \sin \psi_T \sin^2 \theta_T \sin 2\varphi_T$	$k_{SP} A_S(0) A_{\parallel}(0) $	$C \cos(\delta_{\parallel} - \delta_S)$	$S \sin(\delta_{\parallel} - \delta_S)$	$\cos(\delta_{\parallel} - \delta_S)$	$D \sin(\delta_{\parallel} - \delta_S)$
9	$\frac{1}{3}\sqrt{6} \sin \psi_T \sin 2\theta_T \cos \varphi_T$	$k_{SP} A_S(0) A_{\perp}(0) $	$\sin(\delta_{\perp} - \delta_S)$	$-D \sin(\delta_{\perp} - \delta_S)$	$C \sin(\delta_{\perp} - \delta_S)$	$S \sin(\delta_{\perp} - \delta_S)$
10	$\frac{4}{3}\sqrt{3} \cos \psi_T (1 - \sin^2 \theta_T \cos^2 \varphi_T)$	$k_{SP} A_S(0) A_0(0) $	$C \cos(\delta_0 - \delta_S)$	$S \sin(\delta_0 - \delta_S)$	$\cos(\delta_0 - \delta_S)$	$D \sin(\delta_0 - \delta_S)$

$$C = \frac{1 - |\lambda|^2}{1 + |\lambda|^2}$$

$$S = -\frac{2|\lambda| \sin \phi_s}{1 + |\lambda|^2}$$

$$D = -\frac{2|\lambda| \cos \phi_s}{1 + |\lambda|^2}$$

Sensitive to
direct CPV

Sensitive to
 $\phi_s \sim 0$

Sensitive to
 $\phi_s \sim \pi/2$

Conventions

- $|A_{\parallel}|^2 = |A_0|^2 - |A_{\perp}|^2$
- $\delta_0 = 0$
- $\delta_{S\perp} = \delta_S - \delta_{\perp}$
- $\Delta\Gamma_s > 0$

Physics parameters

- $\phi_s, |\lambda|$
- $\Delta\Gamma_s, \Gamma_s, \Delta m_s$
- $|A_0|^2, |A_{\perp}|^2, |A_S|^2$
- $\delta_{\parallel}, \delta_{\perp}, \delta_{S\perp}$

S-P wave effective coupling

$k_{SP} \approx 0.54$

- Introduced since $m(K^+K^-)$ is not fitted
- Evaluated from the S- and P-wave lineshape interference

Trigger strategy

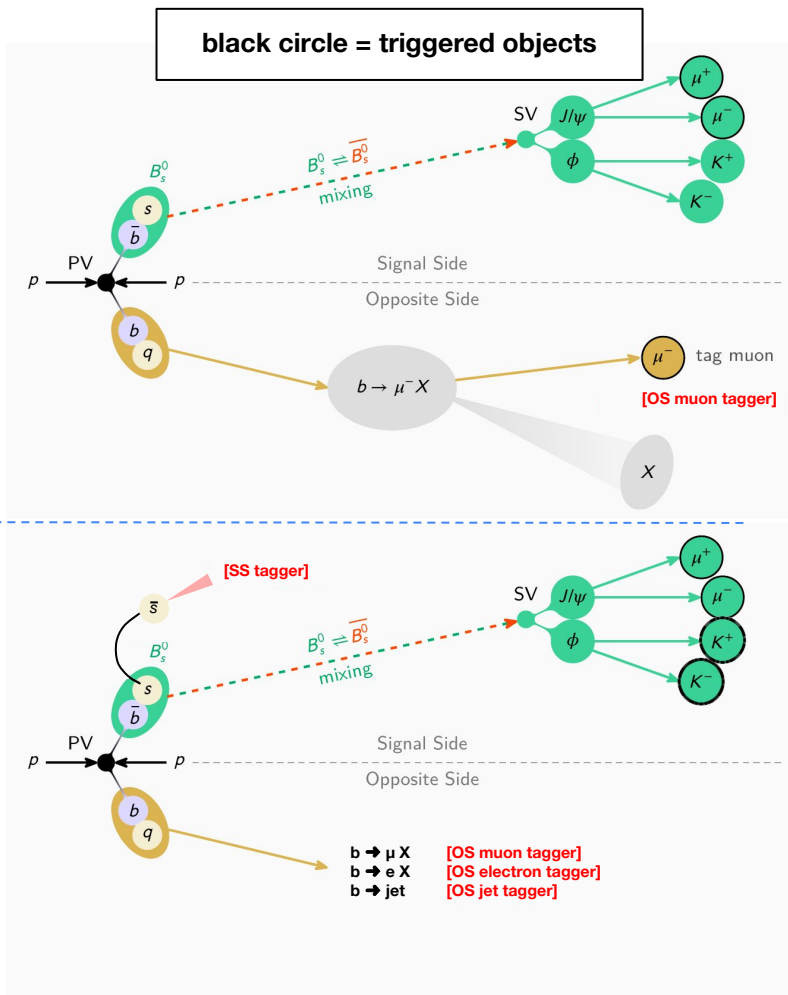
Muon-tagging trigger

- $J/\psi \rightarrow \mu^+\mu^-$ candidate plus an additional muon (for tagging)
- $\approx 50\,000$ signal candidates
- Used for time resolution modeling
- Tagging algorithms deployed: OS-muon
 - $P_{\text{tag}} \sim 10\%$ (muon at trigger level enhance tagging efficiency)

Standard trigger

- Displaced $J/\psi \rightarrow \mu^+\mu^-$ candidate + $\phi(1020) \rightarrow K^+K^-$
- $\approx 450\,000$ signal candidates
- Tagging algorithms deployed: OS-muon, OS-electron, OS-jet, Same Side
 - $P_{\text{tag}} \sim 5\%$

PLB816(2021)136:188
(superseded)



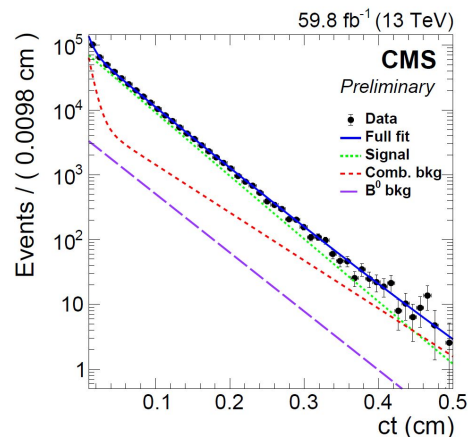
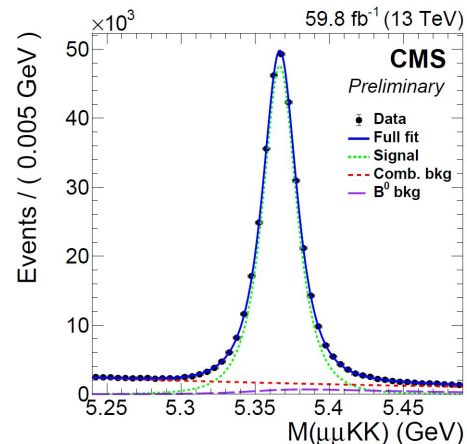
Dataset and selection

- **Dataset:** $L_{\text{int}} = 96 \text{ fb}^{-1}$ collected in 2017-2018
 - Why no 2016 data? Very different data set (old inner tracker detector with worse time resolution and different trigger menu)
- **Signal candidates:** $491\,270 \pm 950$
- Notable selection requirements:

Variable	Requirement
ct (<i>muon-tagging</i> HLT)	$> 60 \mu\text{m}$
ct (<i>standard</i> HLT)	$> 100 \mu\text{m}$
ct/σ_{ct} (<i>standard</i> HLT)	> 3
$ m(K^+K^-) - m_{\phi(1020)} $	$< 10 \text{ MeV}$
$ m(\mu^+\mu^-) - m_{J/\psi} $	$< 150 \text{ MeV}$

- To avoid **overlaps**, events that pass both trigger category selections are placed only in the *muon-tagging* one
 - This depletes the *standard* trigger category of OS muons
- The PV of choice is the closest in 3D to the line that passes through the SV and parallel to the B_s momentum

Invariant mass and proper decay length distributions for the *standard* trigger (2018)



Flavor, neural networks, and probabilities

- The **tagging inference logic** differs between algorithms

- **Lepton taggers** (OS muon, OS electron)

- Lepton charge $\rightarrow \xi_{\text{tag}}$; DNN score $\rightarrow \omega_{\text{tag}}$

(DNN trained for correct-tag vs mistag)

$$\begin{array}{l} \text{OS } \ell^- \rightarrow \text{OS } b \xrightarrow{\text{tag}} \text{signal } B_s \\ \text{OS } \ell^+ \rightarrow \text{OS } \bar{b} \xrightarrow{\text{tag}} \text{signal } \bar{B}_s \end{array}$$

$$\omega_{\text{tag}} = 1 - S_{DNN}$$

DNN score

- **Charge-based taggers** (OS jet, SS)

- DNN score $\rightarrow \text{Prob}(B_s) \rightarrow \xi_{\text{tag}}, \omega_{\text{tag}}$

(DNN trained for B_s vs \bar{B}_s)

$$\begin{array}{l} S_{DNN} > 0.5 + \epsilon \xrightarrow{\text{tag}} \text{signal } B_s \quad \text{with } \omega_{\text{tag}} = 1 - S_{DNN} \\ S_{DNN} < 0.5 - \epsilon \xrightarrow{\text{tag}} \text{signal } \bar{B}_s \quad \text{with } \omega_{\text{tag}} = S_{DNN} \end{array}$$

- ϵ is used to remove events with $\omega_{\text{tag}} \sim 50\%$

- The algorithms are optimized and trained in simulated events and calibrated in data with self-tagging $B^+ \rightarrow J/\psi K^+$ decays

- The calibration is performed by comparing ω_{tag} predicted by the DNN and the one measured in data

Calibration strategy (and other tricks)

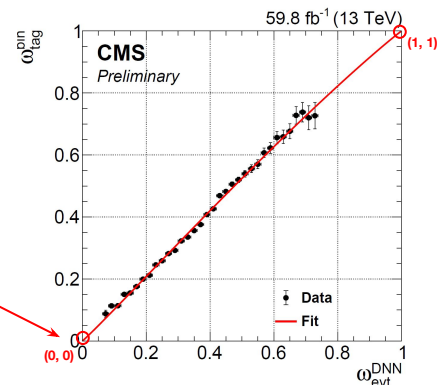
- A **multi-pronged strategy** has been devised to improve the ω_{tag} estimation and suppress systematic effects
 1. All models are constructed from the start as *probability estimators*, i.e. $\text{score} \sim \omega_{\text{tag}}$
 - Loss function: *cross-entropy*, which is the likelihood for the probability $P(\text{true class} | \text{score})$
 - Output layer: *Sigmoid* function, which normalizes the output to a probability distribution
 2. All DNNs are calibrated with the *Platt scaling*, which ensures that the calibrated score is still a probability
 - The Platt scaling is a linear calibration of the score before the last sigmoid layer
 3. In calibrating the charge-based taggers (which provide a probability for B_s vs \bar{B}_s):
 - A. The output is *symmetrized* due to the initial LHC charge imbalance

$$s_{DNN}^{\text{sym}}(x) = \frac{s_{DNN}(x) + [1 - s_{DNN}(\bar{x})]}{2}$$

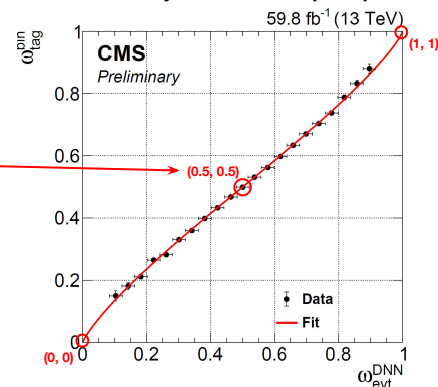
- B. The symmetry is explicitly forced in the calibration function by removing the constant term

This strategy **cancels** almost all the systematic effects associated with flavor tagging

OS-Muon calibration
(muon-tagging trigger 2018)



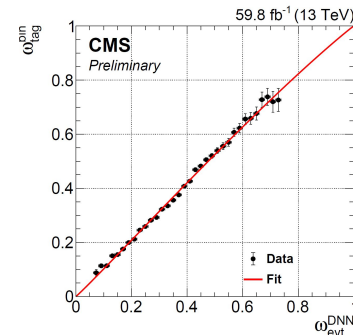
OS-jet calibration (2018)



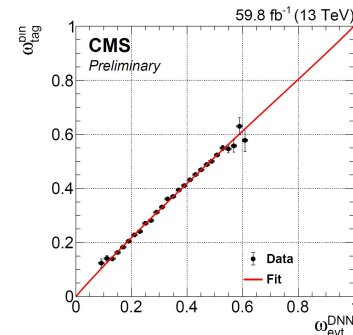
OS-lepton tagging

- OS-lepton tagging techniques search for $b \rightarrow \ell X$ decays of the other B hadron in the event
- The **charge** of the lepton is used as tagging feature and a fully connected DNN is used to estimate the mistag probability
- **Lepton selection**
 - Loose kinematic cuts
 - Separated from the signal B meson
 - MVA discriminator against fakes
 - OS-electrons are searched only if no OS-muon is found in the event (explicit orthogonality)
- **Mistag estimation**
 - Fully connected DNN with ReLU activation and dropout
 - Inputs: lepton kinematics and surrounding activity
- **Trained on simulated $B_s \rightarrow J/\psi \phi(1020)$ events and calibrated in $B^+ \rightarrow J/\psi K^+$ data**

OS-Muon calibration
(muon-tagging trigger 2018)



OS-Electron calibration (2018)

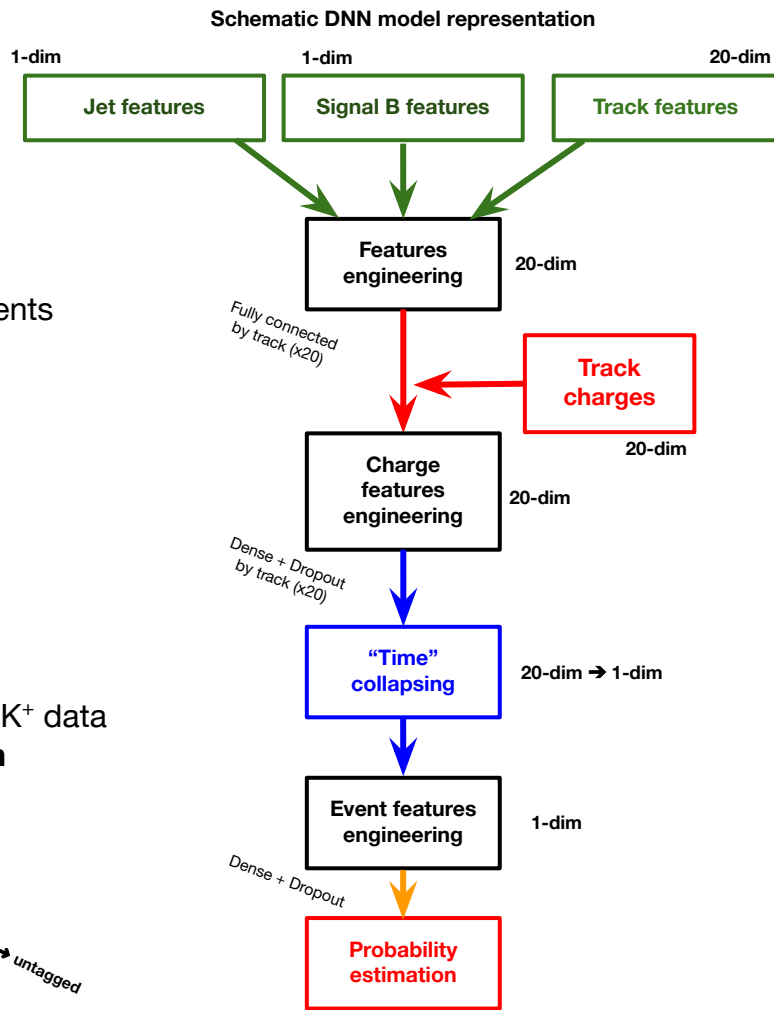


OS-jet tagging

- The OS-jet algorithm exploits charge asymmetries in the jet structure and is based on a DNN called **DeepJetCharge**
 - Inputs: features from signal B meson, OS jet and its constituents
 - NB: The only flavor asymmetry is in the charges
 - Based on the *DeepSets* architecture [\[ref\]](#)
- **Jet selection**
 - No OS-lepton candidate
 - At least 2 tracks with $|IP_z| < 1$ cm
 - Separated from the signal B meson
 - jet b-tagging discriminator
- Additional nearby tracks are used due to the poor jet clustering performance in the kinematic region of interest ($p_T < 20$ GeV)
- Trained on simulated $B_s \rightarrow J/\psi \phi$ events and calibrated in $B^+ \rightarrow J/\psi K^+$ data
- **The trained network produces the probability of signal B meson containing a \bar{b} quark (i.e. being a B_s)**
- The score is finally used to compute both ξ_{tag} and ω_{tag}

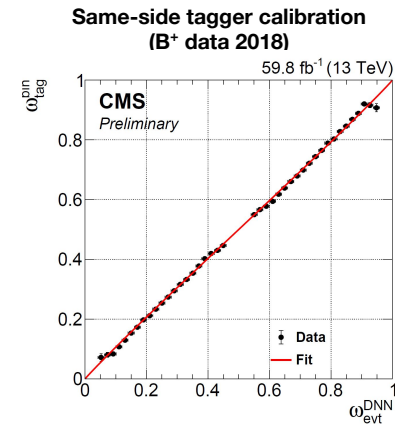
$$\begin{aligned}
 S_{DNN} > 0.52 &\xrightarrow{\text{tag}} \text{signal } B_s \quad \text{with } \omega_{tag} = 1 - S_{DNN} \\
 S_{DNN} < 0.48 &\xrightarrow{\text{tag}} \text{signal } \overline{B}_s \quad \text{with } \omega_{tag} = S_{DNN}
 \end{aligned}$$

$\omega_{tag} > 0.48 \rightarrow \text{untagged}$

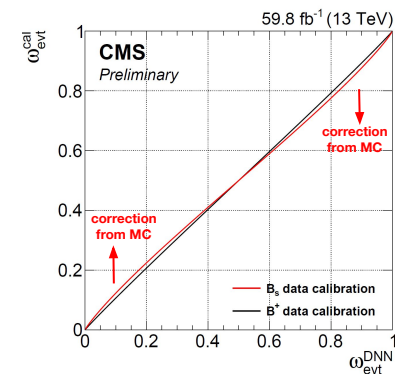


SS tagger

- The SS tagger consists of a DNN (*DeepSSTagger*), derived from *DeepJetCharge*, able to probe the fragmentation products of a B meson and exploit tracks with high flavor correlation
- *DeepSSTagger* uses the kinematic information from up to 20 tracks (ordered by $|IP_z|$) around the reconstructed B meson
- **Track selection**
 - $\Delta R(\text{trk}, B) < 0.8$, $|IP_z(\text{PV})| < 0.4 \text{ cm}$, $|IP_{xy}(\text{PV})|/\sigma_{dxy} < 1$
 - Overlap with signal and OS is carefully avoided with geometrical cuts and vetos
- **Trained on an equal-weight mixture** of $B_s \rightarrow J/\psi \phi$ and $B^+ \rightarrow J/\psi K^+$ to make the model invariant for $B_s \leftrightarrow B^+$ for calibration purposes
 - Calibration directly in B_s was found to be not feasible in CMS
 - Tested: $B_s \rightarrow D_s^- \pi^+$ (not enough stat.) and $B_s^{**} \rightarrow B^{(*)} K^-$ (too much uncer. from B^{0**} bkg)
 - The trained network produces the probability of signal B meson containing a negatively charged quark alongside the b quark (i.e., being a B_s or B^-)
- **Calibration**
 - The SS is calibrated $B^+ \rightarrow J/\psi K^+$ data, with residual differences $\sim 10\%$ corrected with simulations
 - Events with $\omega_{\text{tag}} > 0.46$ are removed before the calibration and assumed untagged

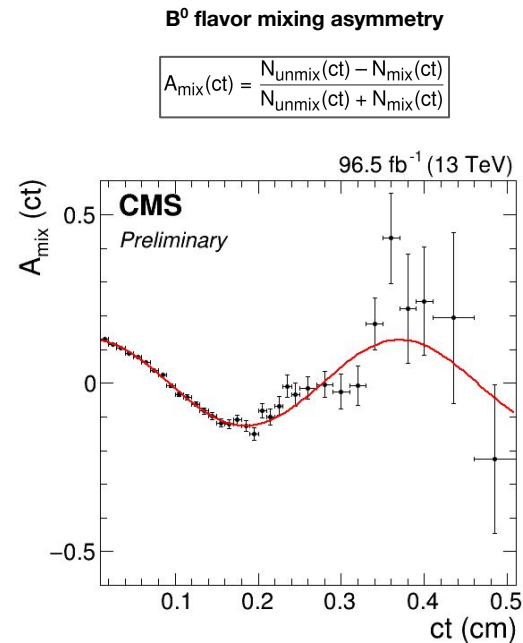


Comparison between Same-side tagger B⁺ and B_s calibrations (2018)



Tagging validation with B^0 events

- The flavor tagging framework is validated in the $B^0 \rightarrow J/\psi K^{*0}$ control channel (~2M events)
- The time-dependent **mixing asymmetry** is measured to extract the flavor mixing oscillation frequency Δm_d with a precision of ~1% (comparable with BaBar and Belle)
 - Excellent agreement with world-averages is observed
 - **No bias** in mixing frequency measurements
- Study performed also in each tagging category (see backup)
- The **time-integrated mixing** is also measured for each tagger and their dependency on the expected tagging dilution is compared
 - The dependency between the measured A_{mix} and the estimated D_{tag} is found to be well described by a linear relationship, indicating that all four techniques behave in the same predictable way



Offline selection

Requirements common between the two HLTs

- $5.24 < m(\mu\mu KK) < 5.49$ GeV
- $p_T(B_s) > 9.5$ GeV
- Vertex probability $> 2\%$
- $\sigma(ct) < 50$ μm
- $|\eta(\mu)| < 2.4$
- $|\eta(K)| < 2.5$
- $|m(\mu\mu) - m(J/\psi^{\text{PDG}})| < 150$ MeV
- $|m(KK) - m(\phi(1020)^{\text{PDG}})| < 10$ MeV

Requirements specific to the *muon-tagging* HLT

- $p_T(\mu) > 3.5$ GeV
- $p_T(K) > 1.15$ GeV
- $ct > 60$ μm

Requirements specific to the *standard* HLT

- *muon-tagging* trigger vetoed
- $p_T(\mu) > 4$ GeV
- $p_T(K) > 0.9$ GeV
- $p_T(\mu\mu) > 6.9$ GeV
- $ct > 100$ μm , $ct/\sigma(ct) > 3$

- **Selection requirement optimized** with the a genetic algorithm to maximize $S/\sqrt{(S + B)}$
- **To avoid overlaps, the *muon-tagging* trigger is vetoed in the *standard* trigger category**
- The **PV** of choice is the closest in 3D to the line that passes through the SV and parallel to the B_s momentum

OS-lepton taggers selection

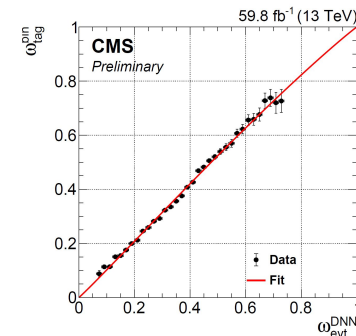
OS Muon

- **Requirements**
 - $p_T > 2$ GeV
 - $|\eta| < 2.4$
 - $|d_z(\text{PV})| < 1$ cm
 - $\Delta R(B_s) > 0.4$
 - Discriminators vs fakes
- Deployed in **both trigger categories**
- Dense DNN for ω_{tag} estimation
 - Inputs: kinematics, IP, surrounding activity

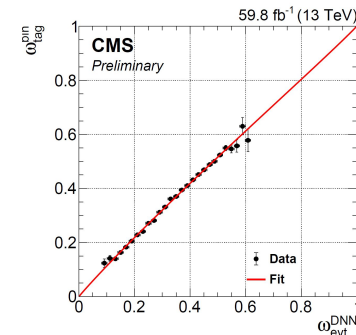
OS electron

- **Requirements**
 - No OS muon selected in the event
 - $p_T > 2.5$ GeV
 - $|\eta| < 2.4$
 - $|d_z(\text{PV})| < 0.2$ cm
 - $|d_{xy}(\text{PV})| < 0.08$ cm
 - $\Delta R(B_s) > 0.4$
 - Discriminators vs fakes
- Deployed **only** in the **standard** trigger category
- Dense DNN for ω_{tag} estimation
 - Inputs: kinematics, IP, surrounding activity

OS-Muon calibration
(muon-tagging HLT 2018)



OS-Electron calibration (2018)



Taggers combination

- **Overlap logic**

Overlap	OS muon	OS electron	OS jet	SS
OS muon		X	X	✓
OS electron	X		X	✓
OS jet	X	X		✓
SS	✓	✓	✓	

- **Tag decision combination**

$$\xi(\xi_1, \xi_2, \omega_1, \omega_2) = \begin{cases} \xi_1 & \text{if } \omega_1 < \omega_2 \\ \xi_2 & \text{if } \omega_2 < \omega_1 \end{cases}$$

- **Mistag combination**

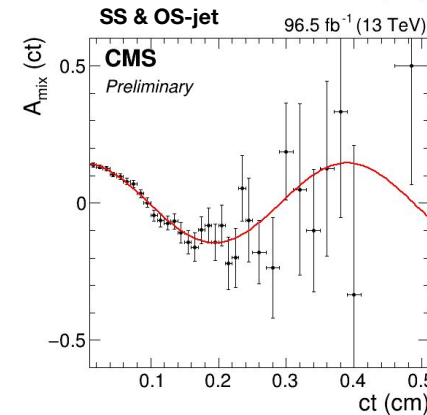
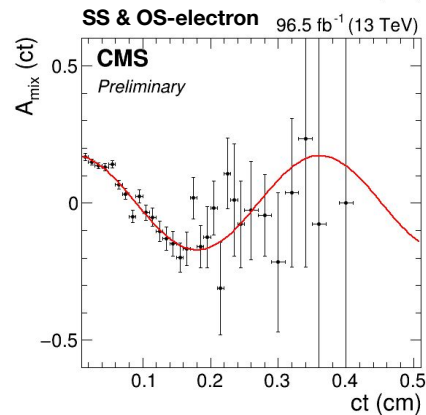
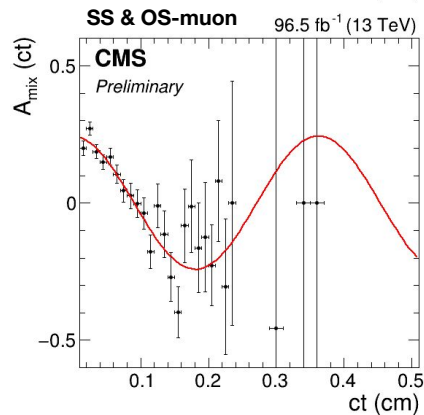
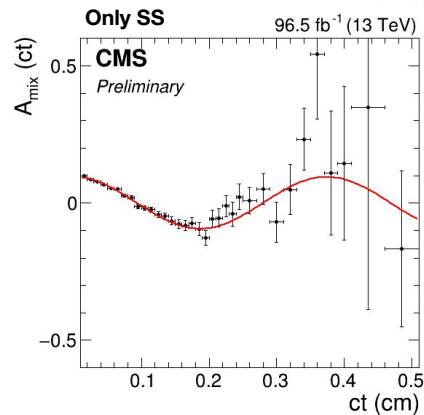
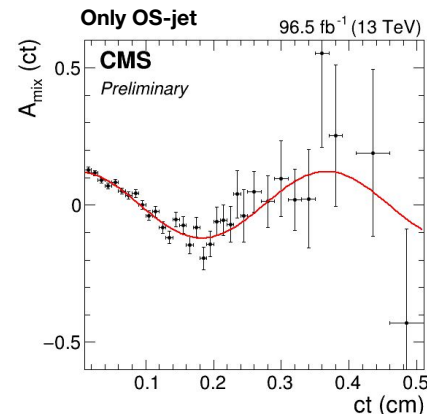
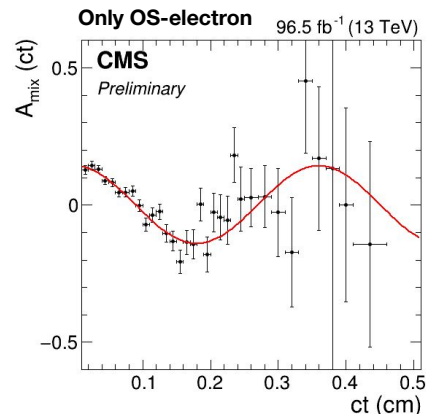
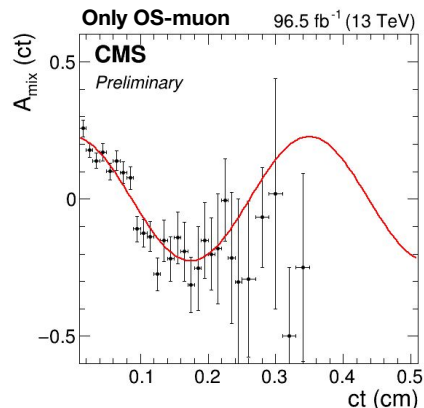
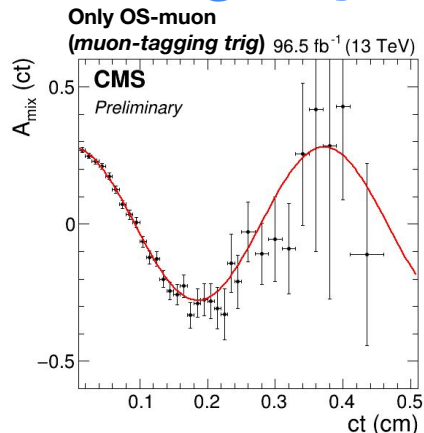
$$p(\bar{b}) = \prod_{i=1}^2 \left(\frac{1 - \xi_i}{2} + \xi_i(1 - \omega_i) \right) \quad p(b) = \prod_{i=1}^2 \left(\frac{1 + \xi_i}{2} - \xi_i(1 - \omega_i) \right)$$

$$P(\bar{b}) = \frac{p(\bar{b})}{p(\bar{b}) + p(b)} \quad P(b) = \frac{p(b)}{p(\bar{b}) + p(b)}$$

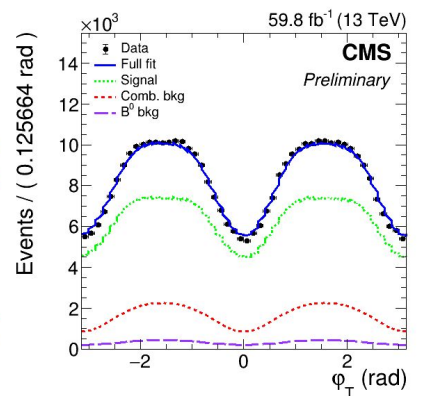
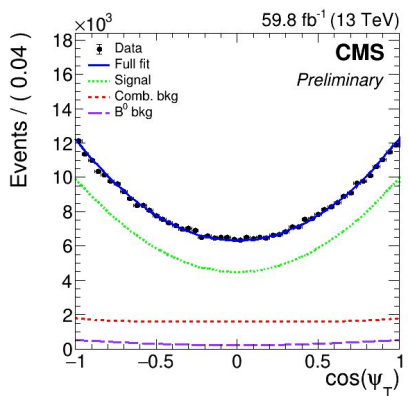
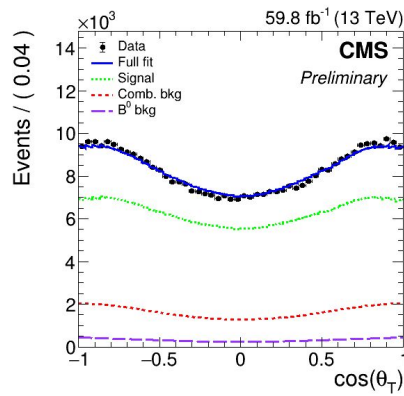
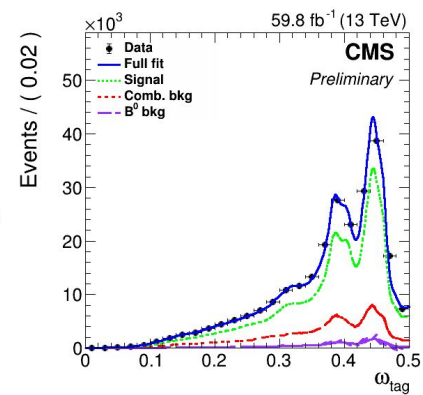
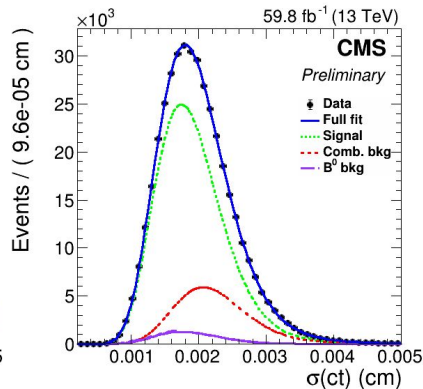
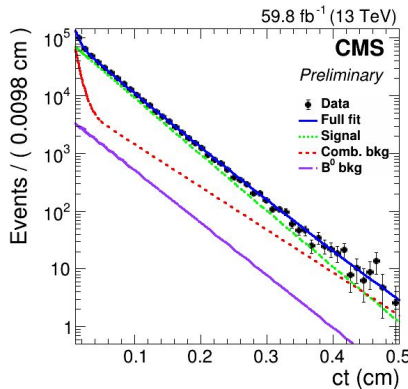
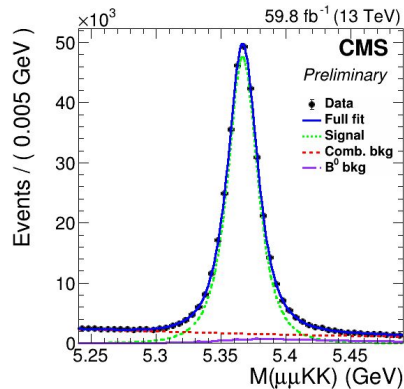
All categories are mutually exclusive

All, but the first, refers to the standard trigger category

Mixing asymmetry for different tagging categories



Fit projections (standard trigger category 2018)



Systematic uncertainty classification

- **Type-I: unaccounted uncertainties**
 - Account for the finite statistics of simulated/control samples and uncertainties in calibrations and efficiency
 - **Always** propagated to the final results
 - Evaluated with two procedures
 1. Type-I full: obtained by sampling the samples/parameters of interest ~ 100 times, repeating the fit each time, and taking the RMS of the results as uncertainty
 2. Type-I simple: obtained by sampling a parameter only two times at $\pm 1\sigma_{\text{stat}}$
- **Type-II: method and model assumptions**
 - Account for **possible** bias induced by the assumptions made in the fit model and the analysis methods
 - Evaluated only if a **significant** bias is observed while testing an alternative (good) hypothesis
 - A significant bias for a parameter V is defined as a difference Δ in the fit results of **more than 20% of its σ_{stat}**
 - In these cases, **half of the bias** is taken as uncertainty, assuming that the *true* bias is uniformly distributed between 0 and Δ

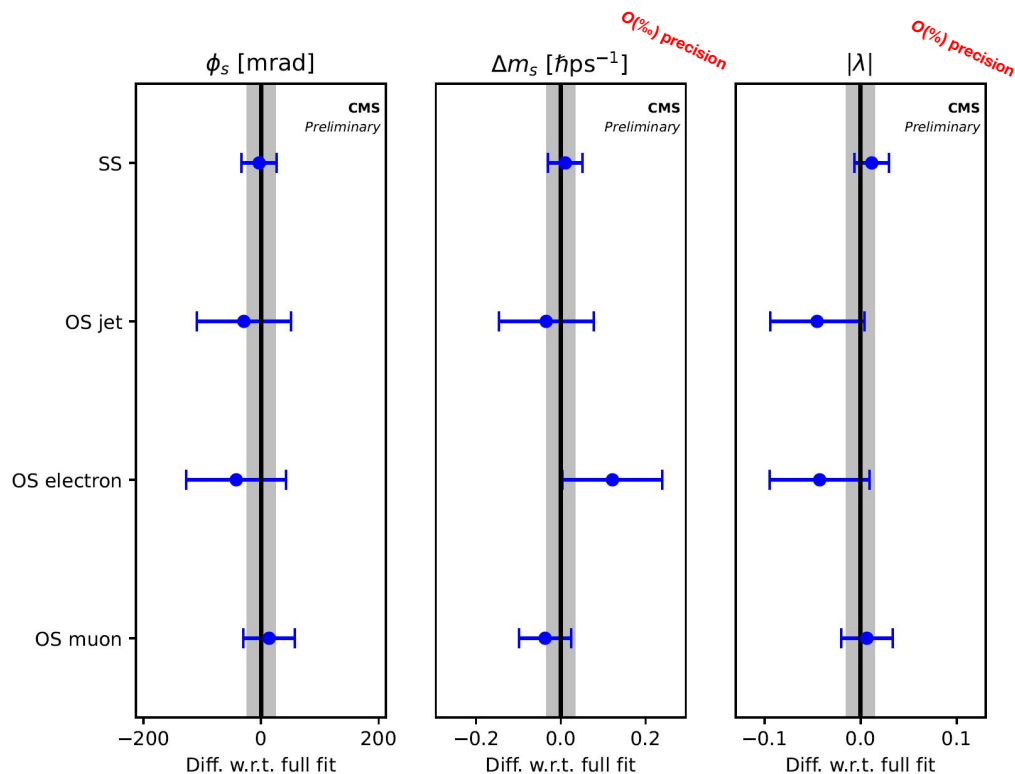
The fit bias does **not** fall into either of these two categories

Systematic uncertainty overview

	ϕ_s [mrad]	$\Delta\Gamma_s$ [ps ⁻¹]	Γ_s [ps ⁻¹]	Δm_s [ħps ⁻¹]	$ \lambda $	$ A_0 ^2$	$ A_\perp ^2$	$ A_S ^2$	δ_\parallel [rad]	δ_\perp [rad]	$\delta_{S\perp}$ [rad]
Statistical uncertainty	23	0.0043	0.0015	0.035	0.014	0.0016	0.0021	0.0033	0.074	0.089	0.15
Model bias	4	0.0011	0.0002	0.004	0.006	0.0012	0.0022	0.0006	0.015	0.017	0.03
Flavor tagging	4	< 10 ⁻⁴	0.0005	0.007	0.002	< 10 ⁻⁴	< 10 ⁻⁴	0.0006	0.012	0.016	0.03
Angular efficiency	4	0.0002	< 10 ⁻⁴	0.015	0.011	0.0042	0.0019	0.0001	0.017	0.044	0.02
Time efficiency	< 1	0.0014	0.0026	< 10 ⁻³	< 10 ⁻³	0.0004	0.0005	< 10 ⁻⁴	0.001	0.002	< 10 ⁻²
Time resolution	< 1	< 10 ⁻⁴	< 10 ⁻⁴	< 10 ⁻³	< 10 ⁻³	< 10 ⁻⁴	< 10 ⁻⁴	< 10 ⁻⁴	< 10 ⁻³	0.001	< 10 ⁻³
Model assumptions	—	0.0005	0.0006	—	—	—	—	—	—	—	—
B ⁰ background	< 1	0.0002	0.0003	< 10 ⁻³	< 10 ⁻³	< 10 ⁻⁴	< 10 ⁻⁴	< 10 ⁻⁴	< 10 ⁻³	< 10 ⁻³	< 10 ⁻²
Λ _b ⁰ background	—	—	0.0004	—	—	0.0004	0.0003	—	—	—	—
S-P wave interference	< 1	< 10 ⁻⁴	< 10 ⁻⁴	< 10 ⁻³	< 10 ⁻³	< 10 ⁻⁴	< 10 ⁻⁴	< 10 ⁻⁴	< 10 ⁻³	< 10 ⁻³	< 10 ⁻²
P(σ _{ct}) uncertainty	< 1	0.0002	0.0003	< 10 ⁻³	< 10 ⁻³	0.0001	0.0001	< 10 ⁻⁴	< 10 ⁻³	< 10 ⁻³	< 10 ⁻²
Total systematic uncertainty	7	0.0019	0.0028	0.017	0.012	0.0044	0.0030	0.0009	0.025	0.050	0.05

- **Model bias, flavor tagging, and angular efficiency are found to be the leading systematic sources for ϕ_s**
- The measurement is still heavily statistically limited for ϕ_s

Validation: fit with individual tagging techniques



- To check the consistency and stability of the tagging framework, the fit to data is repeated with only one tagging algorithm deployed at a time
 - The grey area represents the result and statistical uncertainty of the full fit
 - Only flavor-sensitive parameters are presented
- **Excellent** agreement between the various tagging techniques

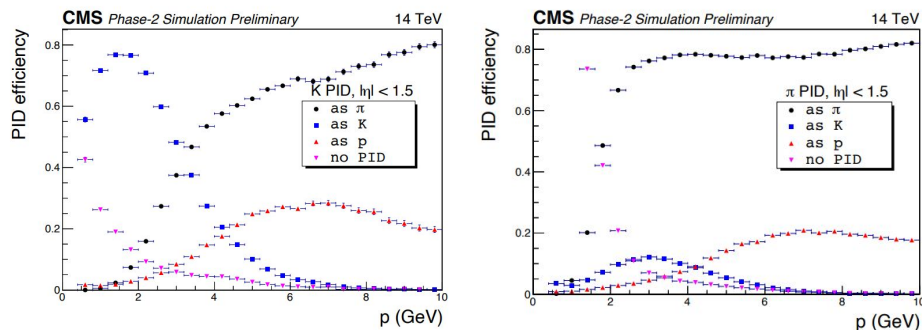
Comparison with theory and world averages

Parameter	Measured value	World-average value	Theory prediction	
ϕ_s [mrad]	-73 ± 24	-49 ± 19	-37 ± 1	[CKMfitter, UTfit]
$\Delta\Gamma_s$ [ps^{-1}]	0.0761 ± 0.0047	0.084 ± 0.005	0.091 ± 0.013	[Lenz & Tetlalmatzi-Xolocotzi]
Γ_s [ps^{-1}]	0.6613 ± 0.0032	0.6573 ± 0.0023	—	
Δm_s [$\hbar\text{ps}^{-1}$]	17.757 ± 0.039	17.765 ± 0.006	18.77 ± 0.86	[Lenz & Tetlalmatzi-Xolocotzi]
$ \lambda $	1.011 ± 0.018	1.001 ± 0.018	1	
$ A_0 ^2$	0.5300 ± 0.0047	0.520 ± 0.003	—	
$ A_\perp ^2$	0.2409 ± 0.0037	0.253 ± 0.006	—	
$ A_S ^2$	0.0067 ± 0.0034	0.030 ± 0.005	—	
δ_\parallel	3.145 ± 0.078	3.18 ± 0.06	—	
δ_\perp	2.931 ± 0.102	3.08 ± 0.12	—	
$\delta_{S\perp}$	0.48 ± 0.16	0.23 ± 0.05	—	

Flavor tagging in Phase-2 with MTD

- The MTD (Mip Timing Detector) provides time information of charged tracks at its surface
- The reconstruction algorithm utilizes compatible times of tracks from a vertex to offer time-of-flight based particle identification (PID) as a natural byproduct
- Same-side tagging could utilize charge correlation between the s-quark in the B_s and a nearby soft kaon for flavor tagging
- The PID from MTD, when integrated in the Phase-2 extrapolation of this analysis, shows a significant improvement of the tagging performances

Simulated PID efficiencies



Relative gain in P_{tag} (only SS)

PID scenario	Gains in P_{tag}
MC truth (perfect PID < 3 GeV)	+66%
PID with $\sigma_{\text{BTL}} = 40$ ps	+24%
PID with $\sigma_{\text{BTL}} = 70$ ps	+14%