

LOCAL TRANSPORTATION

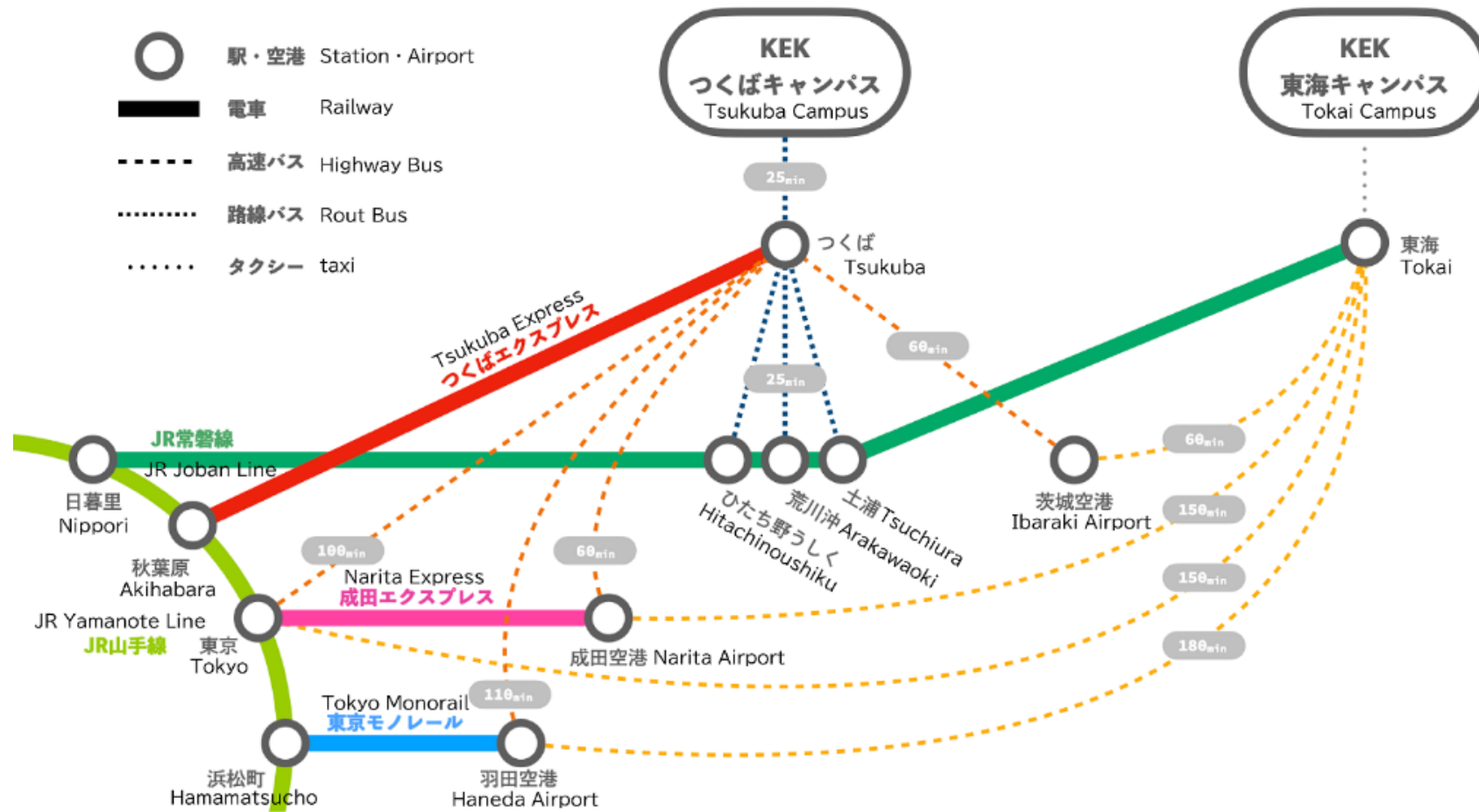
From Haneda to KEK

KEK International Affairs Office

+81 29 864 5134

Haneda to KEK

KEK International Affairs Office
+81 29 864 5134



To reach KEK from Haneda Airport, there are three options: **taxi**, **express bus**, or **train**.

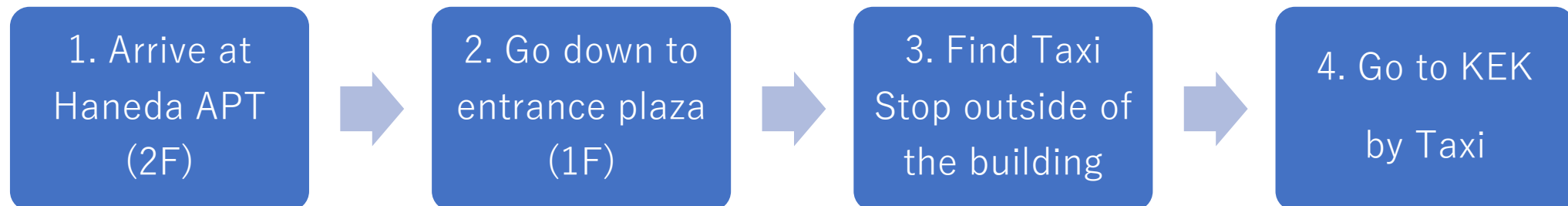
1. Taxi is the easiest way but costs more, and the arrival time depends on the traffic.
2. Express bus is less expensive and easy for travelers from abroad with luggage.
3. Train is more complicated but faster than taxi or bus, and arrival time is quite predictable.

| No. | Transportation | Time Needed | Estimated Cost | Comment |
|-----|-----------------------------|-------------|---------------------------|--------------------|
| 1. | Taxi | 3 hours | 35,000 JPY/250 USD | Easy but expensive |
| 2. | Express Bus | 2.5 hours | 2,300-5,500 JPY/16-40 USD | transfer twice |
| 3. | Train | 2.5 hours | 3,000 JPY/22 USD | Several transfers |

1. TAXI

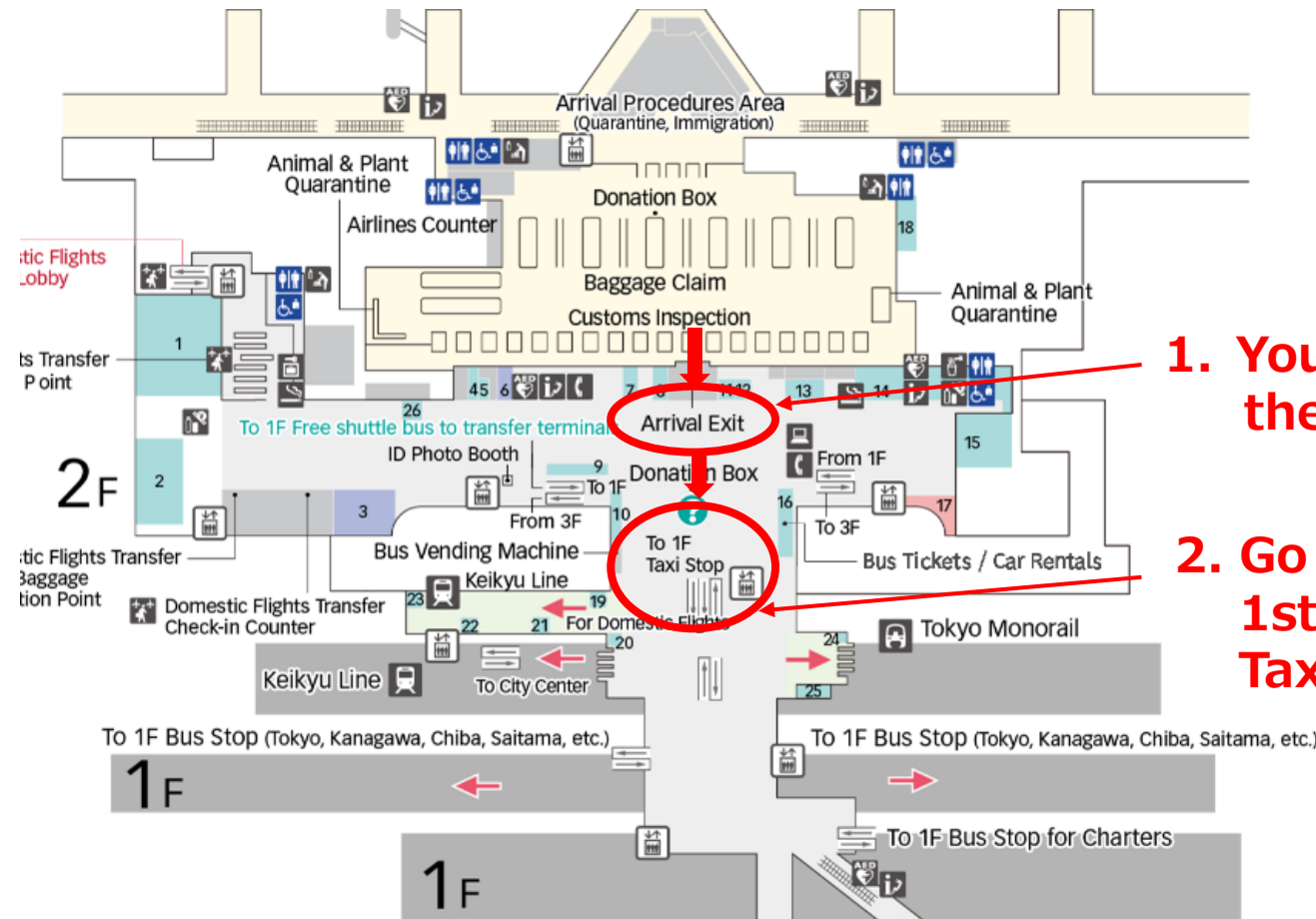
- Time: approx. 3 hours from Haneda APT to KEK.
- Fare: around 35,000 JPY/250 USD including highway fee.
- Payment: Some taxis accept major credit cards.

How to reach





How to take a taxi at Haneda Airport, Terminal 3 (for International flights)



1. You will arrive on the 2nd floor.

2. Go down to the 1st floor to reach Taxi Stop.

3. Show the taxi driver below as your destination (to KEK):

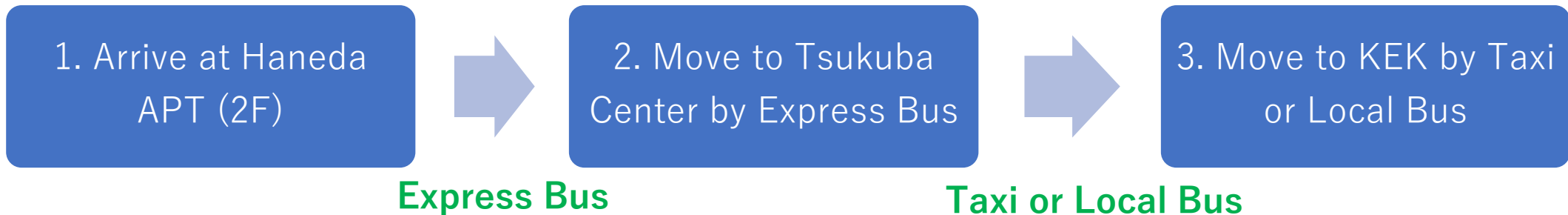
[In Japanese]
<行き先>
〒305-0801
茨城県つくば市大穂1-1
高エネルギー加速器研究機構

Destination Address
1-1 Oho, Tsukuba, Ibaraki
305-0801 Japan
High Energy Accelerator
Research Organization

2. Express Bus

- Time: approx. 2.5 hours from Haneda APT to KEK.
- Fare: from 2,300 JPY/16 USD to 5,500 JPY/40 USD including highway fee.
- Payment: Cash, Credit card, IC Card (PASMO, etc.)

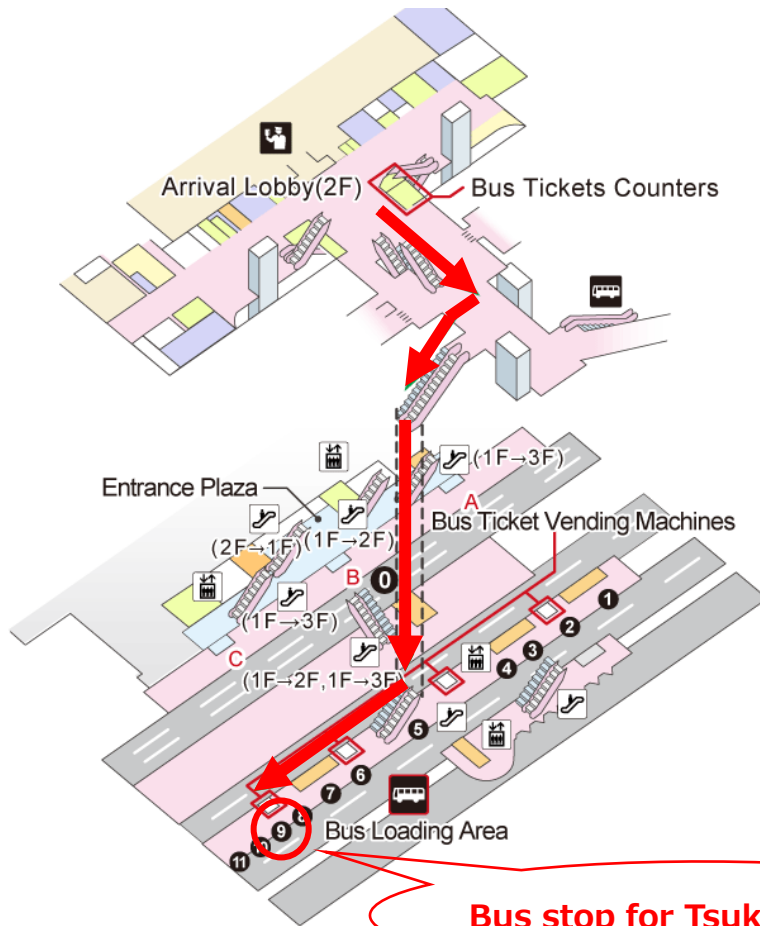
How to reach



Express Bus Timetable (From Haneda APT to Tsukuba):

<https://www2.kek.jp/rso/Access/pdf/HanedaAirport.pdf>

1. From Haneda APT to Tsukuba by Express Bus



1. Purchase a Bus Ticket bound for Tsukuba Center at ticket counters on Arrival lobby (2F) or vending machines (1F). The fare is 2,000 JPY.

2. Go down to the 1st floor. Bus stops are outside of the building.

3. Get on the bus for Tsukuba Center at the bus stop No.9.

4. Get off the bus at the final stop "Tsukuba Center".

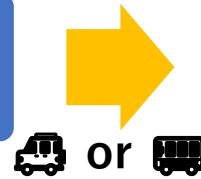
CAUTION:

- One bus stop has several different destinations.
- Please be sure to check the **destination sign** before you get on.

2. From Tsukuba to KEK

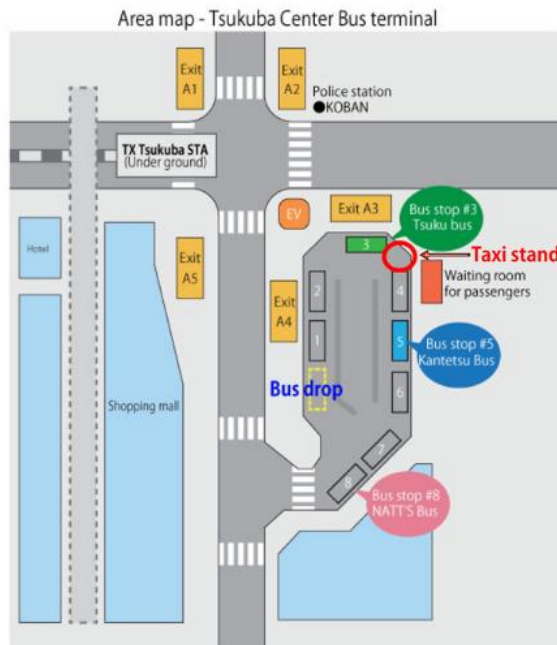
Taxi or **local bus** is available. Details are as follows:

Tsukuba Center



KEK

- **By Taxi** (approx. 20 minutes, 3,500 JPY/25 USD)



1. Find a Taxi stand at Tsukuba Center bus terminal, which locates near Bus stop #3.

2. Show taxi driver below memo as your destination.

3. In about 20 minutes, you will be at KEK.

TO KEK:

[In Japanese]

<行き先>

〒305-0801茨城県つくば市大穂1-1
高エネルギー加速器研究機構

Destination Address

1-1 Oho, Tsukuba,
Ibaraki 305-0801 Japan
High Energy Accelerator
Research Organization

- By Local Bus (approx. 30 minutes, 300 JPY/2.2 USD)


Tsukuba Center



KEK



1. Go to bus stop No.3 at Tsukuba Center bus terminal.



2. Get on Tsuku bus [Hokubu Shuttle] (つくバス・北部シャトル). The Bus fare is 300 JPY.



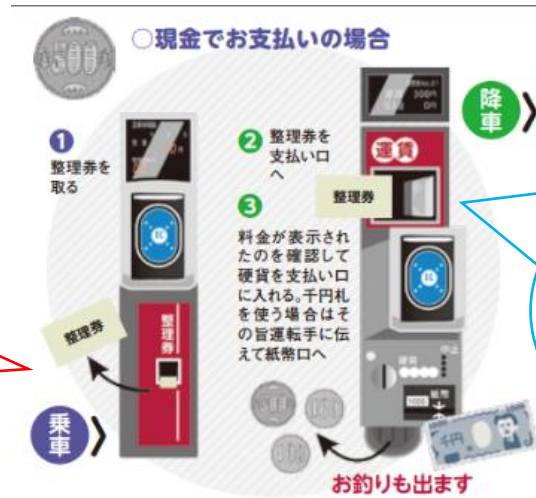
3. In about 30 minutes, you will be at KEK.

i How to pay for bus fare

You can pay it **by cash** or **IC card** (PASMO/PASMO PASSPORT).

1. By CASH

1. When you get on,
take a numbered ticket.



2. When you get off,
put coins and the ticket
into the slot.

2. By IC CARD (PASMO/PASMO PASSPORT)



PASMO



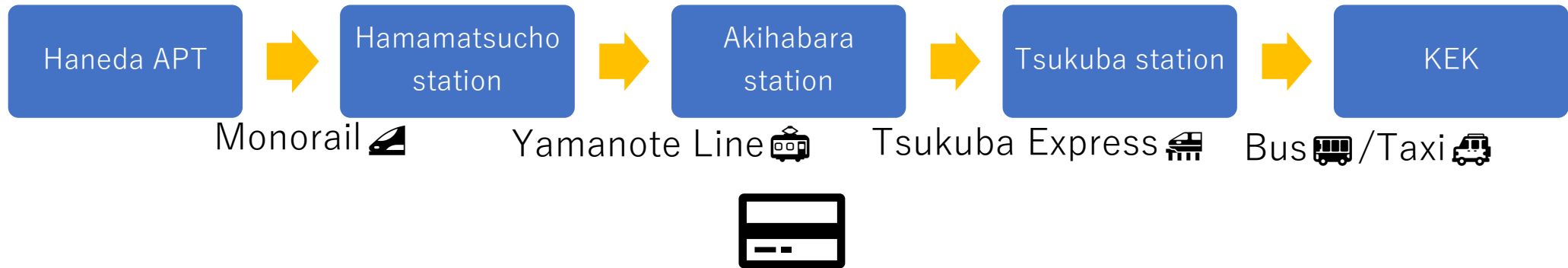
PASMO PASSPORT

**1. When you get on,
please touch your ID
card on the reader.**



**2. When you get off,
please touch your
card again on the
reader.**

3. Trains (2.5 hours, 3,000 JPY/22 USD)



What to do Before Getting-on

Please purchase a Ticket or IC Card at ticket vending machines near the gates at the airport.

*We recommend you purchasing a prepaid transportation IC card such as **PASMO**, which can be used for almost all trains and local buses in main cities.

About PASMO



- 500 JPY as deposit. (1,000 minimum to 10,000 JPY maximum, prepaid)
- Refundable:
The deposit (500 JPY) and the left money in the IC card **will be refunded** when you return the card at the train ticketing counters.
- For more details:
<https://www.pasmo.co.jp/visitors/en/normalpasmo/>

About new type PASMO: “PASMO PASSPORT”



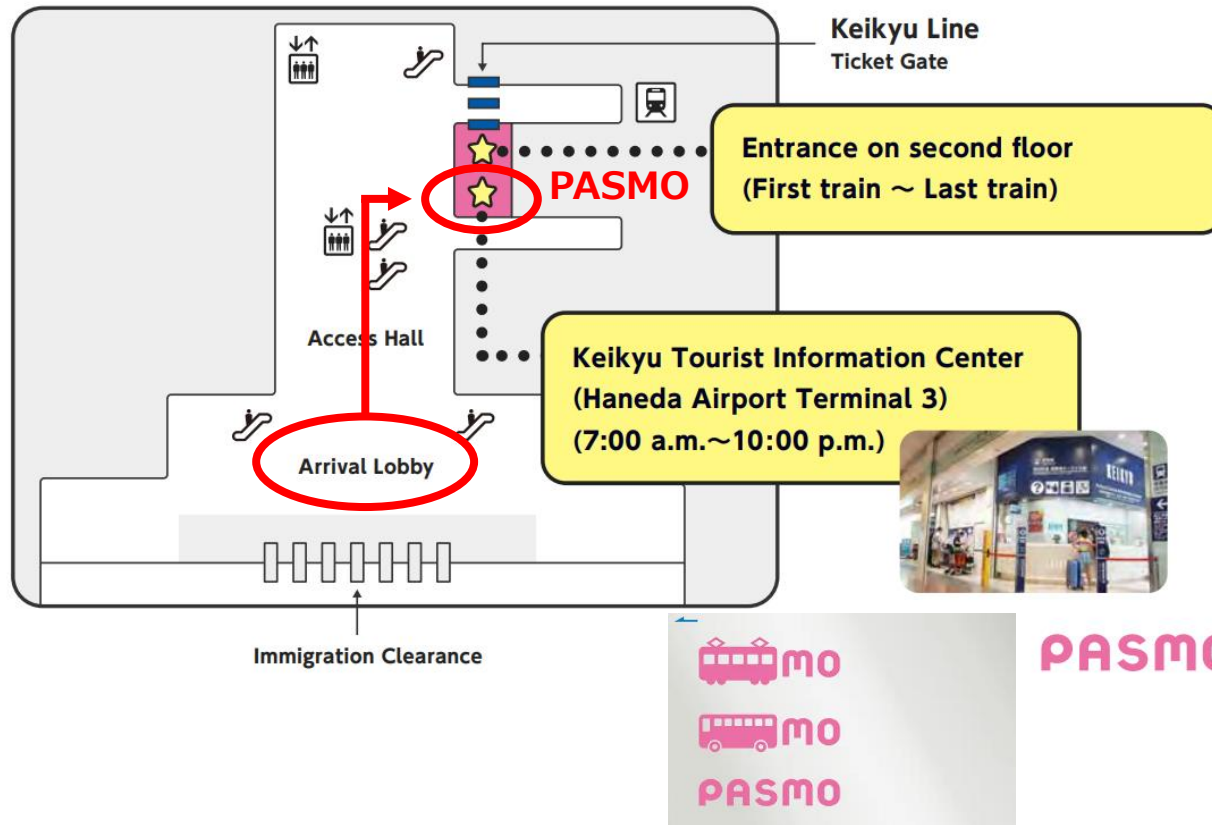
“PASMO PASSPORT”

- No deposit
- Valid only for 28 days, convenient for short-term visitors.
- For more details: <https://www.pasmo.co.jp/visitors/en/>



Where to buy PASMO/PASMO PASSPORT

 **Haneda Airport Terminal 3 Sta.**
Haneda Airport Terminal 3 2F Arrival Lobby



1. Arrive at Haneda APT.

1. Go out of Arrival Lobby (2F)

2. Go straight and turn right

3. Buy PASMO at Tourist Information Counter.

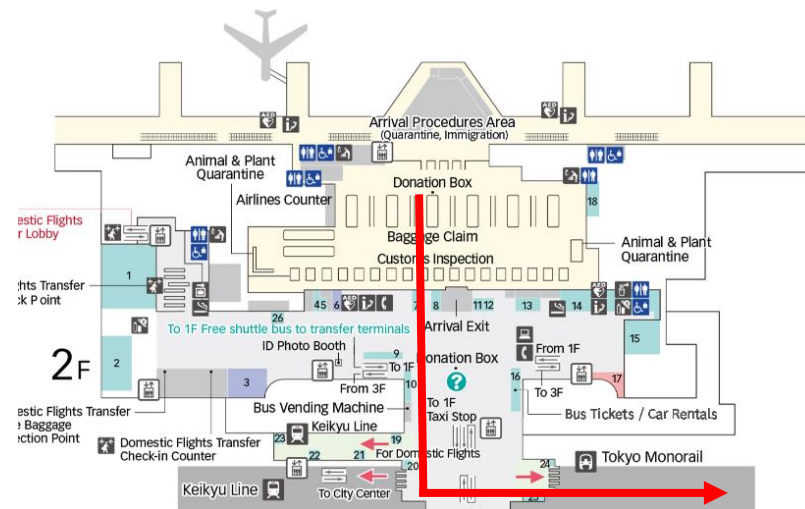
1. How to reach from Haneda to Tsukuba by Trains

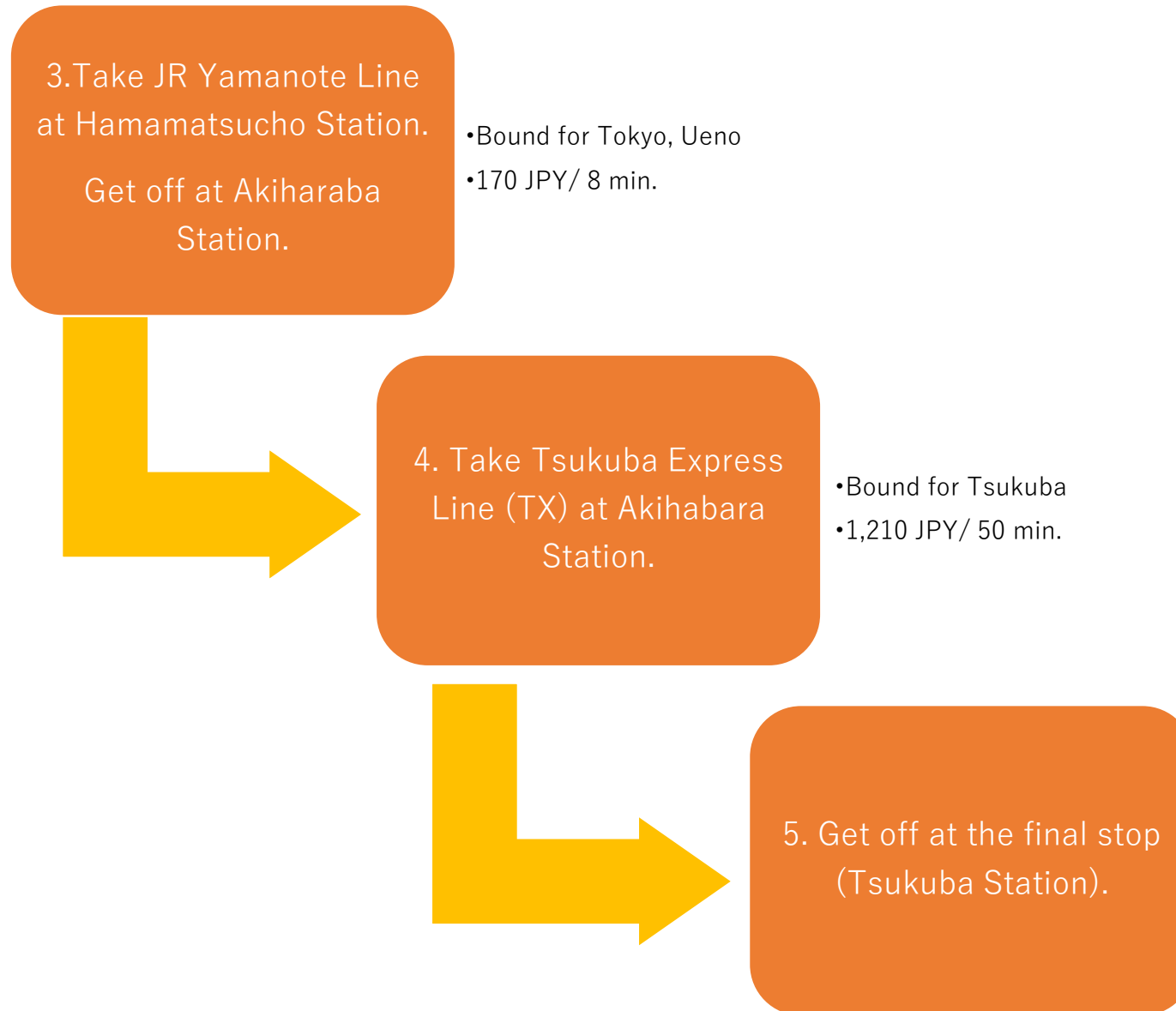
1. Go out of arrival lobby
(2F) and turn left.



2. Take Tokyo Monorail bound for
Hamamatsucho station.

- The fare is 500 JPY.
- IC card (**PASMO** or **PASMO PASSPORT**) is also acceptable.





2. After Arriving at Tsukuba Station

Please click [HERE](#).



Haneda to KEK

KEK International Affairs Office
+81 29 864 5134


2. From Tsukuba to KEK

Taxi or local bus is available. Details are as follows:

Tsukuba Center → KEK

or

- By Taxi (approx. 20 minutes, 3,500 JPY/25 USD)



1. Find a Taxi stand at Tsukuba Center bus terminal, which locates near Bus stop #3.
2. Show taxi driver below memo as your destination.
3. In about 20 minutes, you will be at KEK.


10

Haneda to KEK

KEK International Affairs Office
+81 29 864 5134

- By Local Bus (approx. 30 minutes, 300 JPY/2.2 USD)

Tsukuba Center → KEK



1. Go to bus stop No.3 at Tsukuba Center bus terminal.
2. Get on Tsuku bus [Hokubu Shuttle] (つくバス・北部シャトル). The Bus fare is 300 JPY.
3. In about 30 minutes, you will be at KEK.

12

If you have any questions, please feel free to contact us at:

KEK International Affairs Division

kokusai2@mail.kek.jp

Office +81 29 864 5134