



Enabling Grids for E-science

GILDA T-Infrastructure

Giuseppe La Rocca
INFN – Catania
giuseppe.larocca@ct.infn.it

Training the Trainers – in conjunction with
ISGC 19-23 March 2007 - TAIPEI

www.eu-egee.org



Information Society
and Media



- **The GILDA T-Infrastructure**
 - Services
 - Tools
 - Applications
- **How to join GILDA**
- **GILDA Support System**
- **Summary and conclusions**

- **Why T-infrastructure?**
 - e-Infrastructure for production
 - T-Infrastructure for training
- **Need guaranteed response for tutorials; limit the vulnerability of production systems**
 - use training grid
 - have training CA
 - able to change middleware to prepare participants for future releases on production system
- **Also:**
 - need safe resources for installation training
 - easy entry point for new communities



New GILDA usage rule

GILDA (Grid INFN Laboratory for Dissemination Activities)

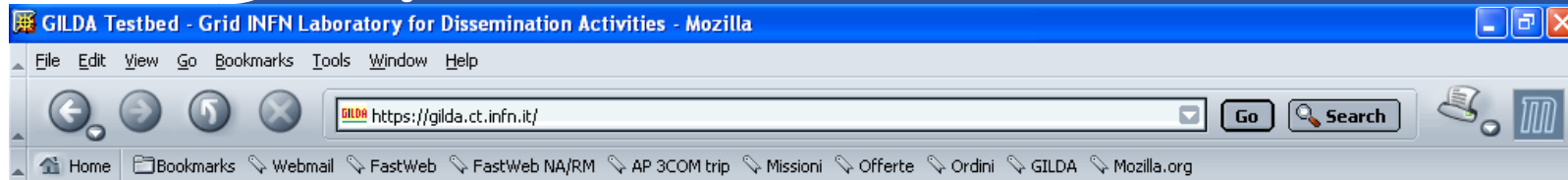
is a virtual laboratory to demonstrate/disseminate the strong capabilities of grid computing.

GILDA consists of the following elements:

- [the GILDA Testbed](#): a series of sites and services (Resource Broker, Information Index, Data Managers, Monitoring tool, Computing Elements, and Storage Elements) spread all over Italy and the rest of the world on which the latest version of the [INFN Grid](#) middle-ware (fully compatible with [gLite](#)) is installed;
- [the Grid Demonstrator](#): a customized version of the full [GENIUS](#) web portal, jointly developed by INFN and [NICE](#), from where **everybody** can submit a pre-defined set of applications to the GILDA Testbed;
- [the GILDA Certification Authority](#): a fully functional Certification Authority which issues 14-days X.509 certificates to everybody wanting to experience grid computing on the GILDA Testbed;
- [the GILDA Virtual Organization](#): a Virtual Organization gathering all people wanting to experience grid computing on the GILDA Testbed; the GILDA Virtual Organization is based on the Virtual Organization Membership Service (VOMS) developed by INFN;

Waiting for gilda.ct.infn.it... gilda.ct.infn.it

Enabling Grids for E-science

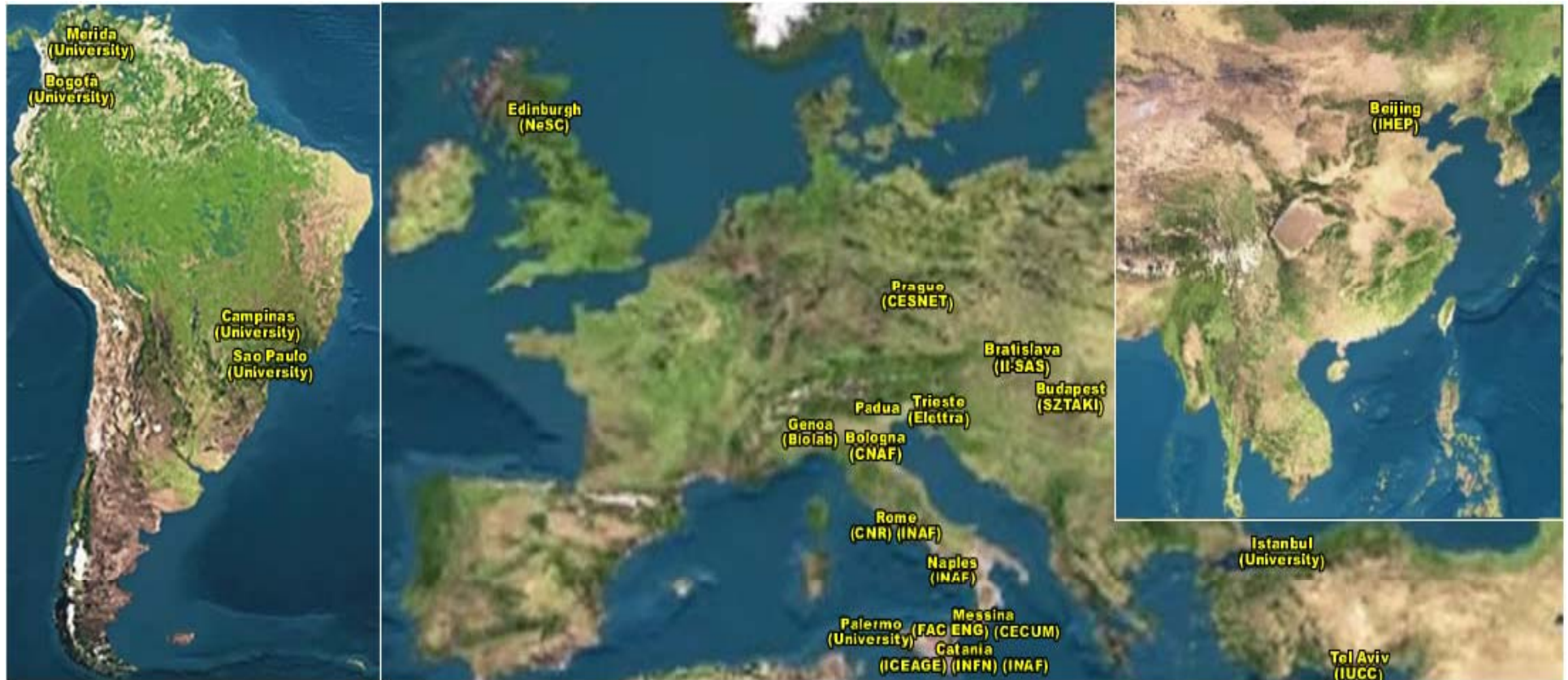


- Grid tutorials
- GILDA Posters
- Video tutorials
- User Interface PnP
- Virtual Services 
- Instructions for users
- Instructions for sites 
- GILDA Wiki 
- Support system
- Useful links

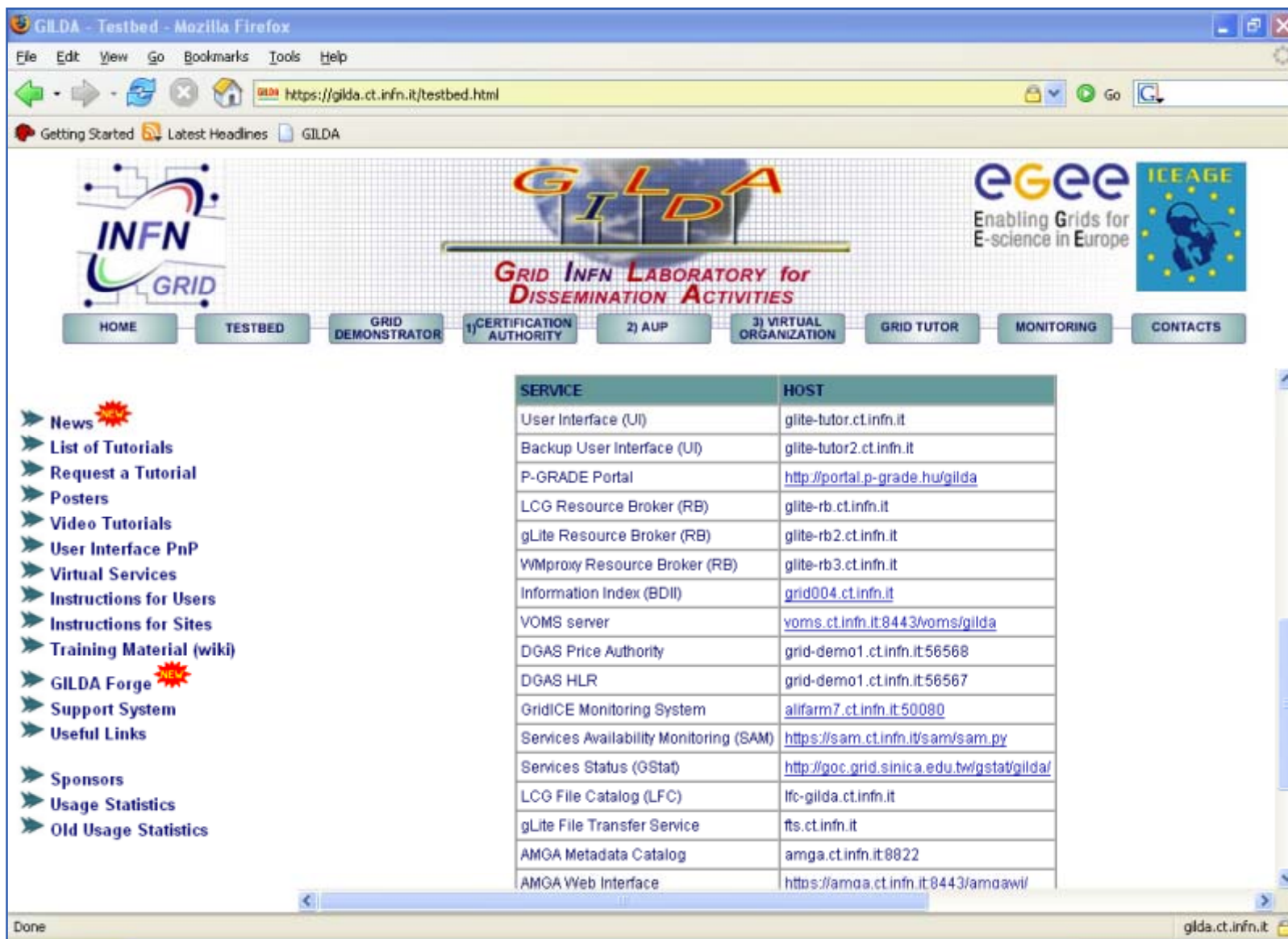
- Sponsors
- Usage Statistics
- Old Usage Statistics

GILDA is an activity of the Italian [Istituto Nazionale di Fisica Nucleare \(INFN\)](#) carried on in the context of the following Projects:



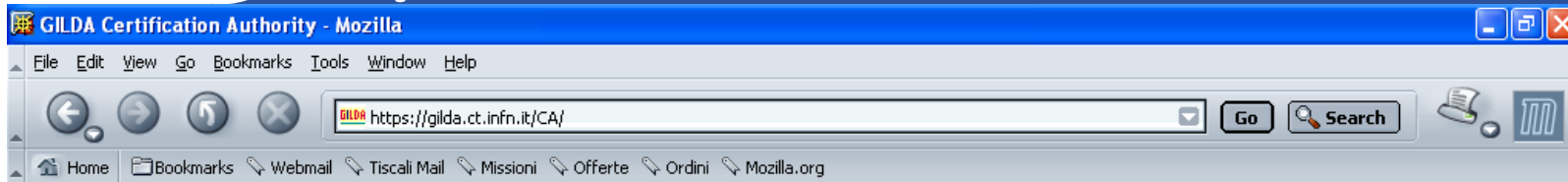


20+ sites in 3 continents
(not all on-line at the same time)



The screenshot shows the GILDA Testbed website. At the top, there are logos for INFN GRID, GILDA (GRID INFN LABORATORY for DISSEMINATION ACTIVITIES), EGEE (Enabling Grids for E-science in Europe), and ICEAGE. Below the logos is a navigation bar with tabs: HOME, TESTBED, GRID DEMONSTRATOR, 1) CERTIFICATION AUTHORITY, 2) AUP, 3) VIRTUAL ORGANIZATION, GRID TUTOR, MONITORING, and CONTACTS. On the left side, there is a sidebar menu with various links, including 'GILDA Forge' which has a 'NEW' star icon. The main content area displays a table of services and their hosts.

SERVICE	HOST
User Interface (UI)	glite-tutor.ct.infn.it
Backup User Interface (UI)	glite-tutor2.ct.infn.it
P-GRADE Portal	http://portal.p-grade.hu/gilda
LCG Resource Broker (RB)	glite-rb.ct.infn.it
gLite Resource Broker (RB)	glite-rb2.ct.infn.it
WMproxy Resource Broker (RB)	glite-rb3.ct.infn.it
Information Index (BDII)	grid004.ct.infn.it
VOMS server	voms.ct.infn.it:8443/voms/gilda
DGAS Price Authority	grid-demo1.ct.infn.it:56568
DGAS HLR	grid-demo1.ct.infn.it:56567
GridICE Monitoring System	allfarm7.ct.infn.it:50080
Services Availability Monitoring (SAM)	https://sam.ct.infn.it/sam/sam.py
Services Status (GStat)	http://goc.grid.sinica.edu.tw/gstat/gilda/
LCG File Catalog (LFC)	lfc-gilda.ct.infn.it
gLite File Transfer Service	fts.ct.infn.it
AMGA Metadata Catalog	amga.ct.infn.it:8822
AMGA Web Interface	https://amga.ct.infn.it:8443/amgaw/



The GILDA Certification Authority

- [General information](#)
- [GILDA CA certificate](#)
- [Request a personal certificate](#)
- [Request an account](#)
- [Request a host certificate](#)
- [Renew a certificate](#)
- [Check a personal certificate](#)
- [Certificate Revocation List](#)

The **GILDA Certification Authority** (GILDA CA) issues temporary (two weeks) personal public key certificates (compliant with the X.509 standard) in order to access the GILDA Testbed.

Absolutely no identity check is going to be performed on the request. The GILDA Certification Authority has absolutely no value on any real production Grid Infrastructure.

The **GILDA Certification Authority** is managed by:

Giuseppe Platania
INFN Catania
Via S. Sofia, 64
I-95123 Catania
ITALY

e-mail: gilda-ca@ct.infn.it
Tel: +39 095 378 5469
Fax: +39 095 378 5231

In order to inspect the GILDA CA certificate and/or save it in your browser (to check it or use it as a personal certificate) click on **GILDA CA certificate** in the left part of this page.

In order to request a certificate, click on **Request a personal certificate**.

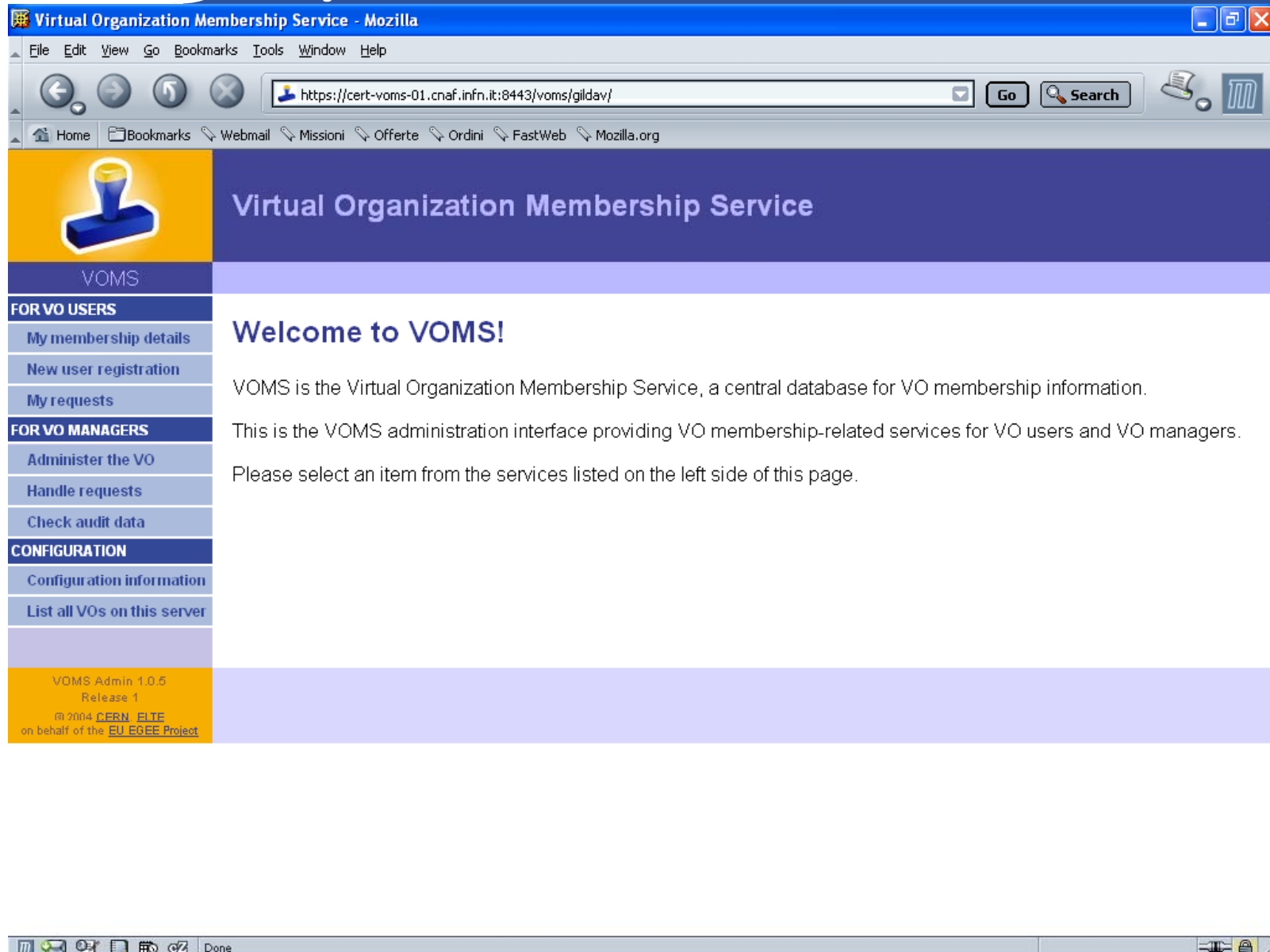
If you already have a trusted personal certificate, click on **Request an account**. Your personal certificate must be included in your browser.

In order to request a host certificate, click on **Request a host certificate**.



Statistics of certificates

TOTAL CERTIFICATES	5602
PERSONAL CERTIFICATES	
TOTAL	4658
REQUESTED ONE TIME	2767
REQUESTED MORE TIMES	776
HOST CERTIFICATES	
TOTAL	846
REQUESTED ONE TIME	753
REQUESTED MORE TIMES	45



Virtual Organization Membership Service

VOMS

FOR VO USERS

- My membership details
- New user registration
- My requests

FOR VO MANAGERS

- Administer the VO
- Handle requests
- Check audit data

CONFIGURATION

- Configuration information
- List all VOs on this server

VOMS Admin 1.0.5
Release 1
© 2004 CERN ELTE
on behalf of the EU EGEE Project

Welcome to VOMS!

VOMS is the Virtual Organization Membership Service, a central database for VO membership information.

This is the VOMS administration interface providing VO membership-related services for VO users and VO managers.

Please select an item from the services listed on the left side of this page.



Enabling Grids for E-science

The GILDA VOMS

(<https://voms.ct.infn.it:8443/voms/gilda/>)

Virtual Organization Membership Service - Mozilla

File Edit View Go Bookmarks Tools Window Help

<https://cert-voms-01.cnaf.infn.it:8443/voms/gildav/> Go Search

Home Bookmarks Webmail Missioni Offerte Ordini FastWeb Mozilla.org

Virtual Organization Membership Service

VOMS

FOR VO USERS

- My membership details
- New user registration
- My requests

FOR VO MANAGERS

- Administer the VO
- Handle requests
- Check audit data

CONFIGURATION

- Configuration information
- List all VOs on this server

VOMS Admin 1.0.5
Release 1
© 2004 CERN ELTE
on behalf of the EU EGEE Project

Welcome to VOMS!

VOMS is the Virtual Organization Membership Service.

This is the VOMS administration interface.

Please select an item from the services list.

VOMS - Virtual Organization Membership Service - Mozilla

File Edit View Go Bookmarks Tools Window Help

<https://voms.ct.infn.it:8443/voms/gilda/webui/admin/users/list> Go Search

Home Bookmarks Webmail FastWeb FastWeb NA/RM AP 3COM trip Missioni Offerte

Virtual Organization Membership Service

The gilda VO

Administration » Users » List of users

There are 453 users in /gilda :

/C=IT/O=GILDA/OU=Personal Certificate/L=INFN Catania/CN=Emidio Giorgio/Email=emidio.giorgio@ct.infn.it	edit	remove
/C=IT/O=GILDA/OU=Personal Certificate/L=INFN Catania/CN=Giuseppe Platania/Email=giuseppe.platania@ct.infn.it	edit	remove
/C=IT/O=GILDA/OU=Personal Certificate/L=INFN Catania/CN=Roberto Barbera/Email=roberto.barbera@ct.infn.it	edit	remove
/C=IT/O=GILDA/OU=Personal Certificate/L=INFN Catania/CN=Salvatore Monforte/Email=salvatore.monforte@ct.infn.it	edit	remove
/C=IT/O=GILDA/OU=Personal Certificate/L=INFN Catania/CN=Harald Kormmayer	edit	remove
/C=IT/O=GILDA/OU=Personal Certificate/L=INFN Catania/CN=Valerio Venturi/Email=valerio.venturi@ct.infn.it	edit	remove
/C=IT/O=GILDA/OU=Personal Certificate/L=INFN Catania/CN=Peter Praxmarer	edit	remove
/C=IT/O=GILDA/OU=Personal Certificate/L=INFN Catania/CN=Marc Ozonne 2721	edit	remove
/C=IT/O=GILDA/OU=Personal Certificate/L=INFN Catania/CN=Giovanna Gurrieri	edit	remove
/C=IT/O=GILDA/OU=Personal Certificate/L=INFN Catania/CN=Cristina Aitimi	edit	remove
/C=IT/O=GILDA/OU=Personal Certificate/L=INFN Catania/CN=Gilda Demonstrator 01/Email=gilda-ca@ct.infn.it	edit	remove
/C=IT/O=GILDA/OU=Personal Certificate/L=INFN Catania/CN=Gilda Demonstrator 02/Email=gilda-ca@ct.infn.it	edit	remove
/C=IT/O=GILDA/OU=Personal Certificate/L=INFN Catania/CN=Gilda Demonstrator 03/Email=gilda-ca@ct.infn.it	edit	remove
/C=IT/O=GILDA/OU=Personal Certificate/L=INFN Catania/CN=Gilda Demonstrator 04/Email=gilda-ca@ct.infn.it	edit	remove
/C=IT/O=GILDA/OU=Personal Certificate/L=INFN Catania/CN=Gilda Demonstrator 05/Email=gilda-ca@ct.infn.it	edit	remove
/C=IT/O=GILDA/OU=Personal Certificate/L=INFN Catania/CN=Gilda Demonstrator 06/Email=gilda-ca@ct.infn.it	edit	remove

More than 450 people registered in the GILDA VO!



Enabling Grids for E-science

The GILDA Monitoring System (<http://alifarm7.ct.infn.it:50080/gridice>)

GILDA - GridICE - Grid Monitoring Service - Mozilla

File Edit View Go Bookmarks Tools Window Help

http://alifarm7.ct.infn.it:50080/gridice/site.php

Home Bookmarks Webmail Tiscali Mail Missioni Offerte Ordini Mozilla.org

GILDA
GRID INFN LABORATORY for DISSEMINATION ACTIVITIES

GridICE
the eyes of the Grid

Site view VO view Job Monitoring Geo view Grid view

Site view::ALL >> Summary

Computing Resources

Site	GK#	CE#	RunJob	WaitJob	JobLoad	SlotLoad	Power	WN#	CPU#	CPUload	Available
be.itu.edu.tr	1	3	3	0	100%	100%	-	-	-	-	139.2 Gb
cesnet.cz	1	1	0	0	-	-	-	-	-	-	3 Tb
cnaf.infn.it	1	4	0	1	0%	0%	6K	1	2	0%	13.4 Gb
ct.astro.it	1	4	0	17	0%	0%	4K	1	1	0%	104.5 Gb
ct.infn.it	2	7	0	0	0%	0%	-	-	-	-	1.4 Tb
grid.unipg.it	1	3	0	0	0%	0%	20K	8	10	3%	7.3 Gb
na.astro.it	1	4	0	0	0%	0%	-	-	-	-	213.8 Gb
pd.infn.it	1	4	2	6	2%	0%	8K	2	4	5%	498.6 Gb

GILDA - GridICE - Grid Monitoring Service - Mozilla

File Edit View Go Bookmarks Tools Window Help

http://alifarm7.ct.infn.it:50080/gridice/vo_details.php?voName=gilda&visi

Home Bookmarks Webmail Tiscali Mail Missioni Offerte Ordini Mozilla.org

Site view VO view Job Monitoring Geo view Grid view

VO view::gilda >> Core Services >> Computing Resources

Computing Resources Storage Resources

Computing Element ID	Site	Free Slots	Total Slots
cn01.be.itu.edu.tr:2119/jobmanager-lcglsf-infinite	be.itu.edu.tr	0	2
cn01.be.itu.edu.tr:2119/jobmanager-lcglsf-long	be.itu.edu.tr	0	2
cn01.be.itu.edu.tr:2119/jobmanager-lcglsf-short	be.itu.edu.tr	0	2
skurut1.cesnet.cz:2119/jobmanager-lcgpbs-gilda	cesnet.cz	0	0
grid011f.cnaf.infn.it:2119/jobmanager-lcgpbs-cert	cnaf.infn.it	2	2
grid011f.cnaf.infn.it:2119/jobmanager-lcgpbs-infinite	cnaf.infn.it	2	2
grid011f.cnaf.infn.it:2119/jobmanager-lcgpbs-long	cnaf.infn.it	2	2
grid011f.cnaf.infn.it:2119/jobmanager-lcgpbs-short	cnaf.infn.it	2	2
gildace.ct.astro.it:2119/jobmanager-lcgpbs-infinite	ct.astro.it	1	1
gilda.ct.astro.it:2119/jobmanager-lcgpbs-long	ct.astro.it	1	1
gilda.ct.astro.it:2119/jobmanager-lcgpbs-short	ct.astro.it	1	1

See the following wiki page <https://grid.ct.infn.it/twiki/bin/view/GILDA/SiteMonitoringTools> to get more information about to use this monitoring tool to inspect failures

ce.grid.unipg.it:2119/jobmanager-lcgpbs-infinite

ce.grid.unipg.it:2119/jobmanager-lcgpbs-long

ce.grid.unipg.it:2119/jobmanager-lcgpbs-short

grid4.na.astro.it:2119/jobmanager-lcgpbs-cert

grid4.na.astro.it:2119/jobmanager-lcgpbs-infinite

grid4.na.astro.it:2119/jobmanager-lcgpbs-long

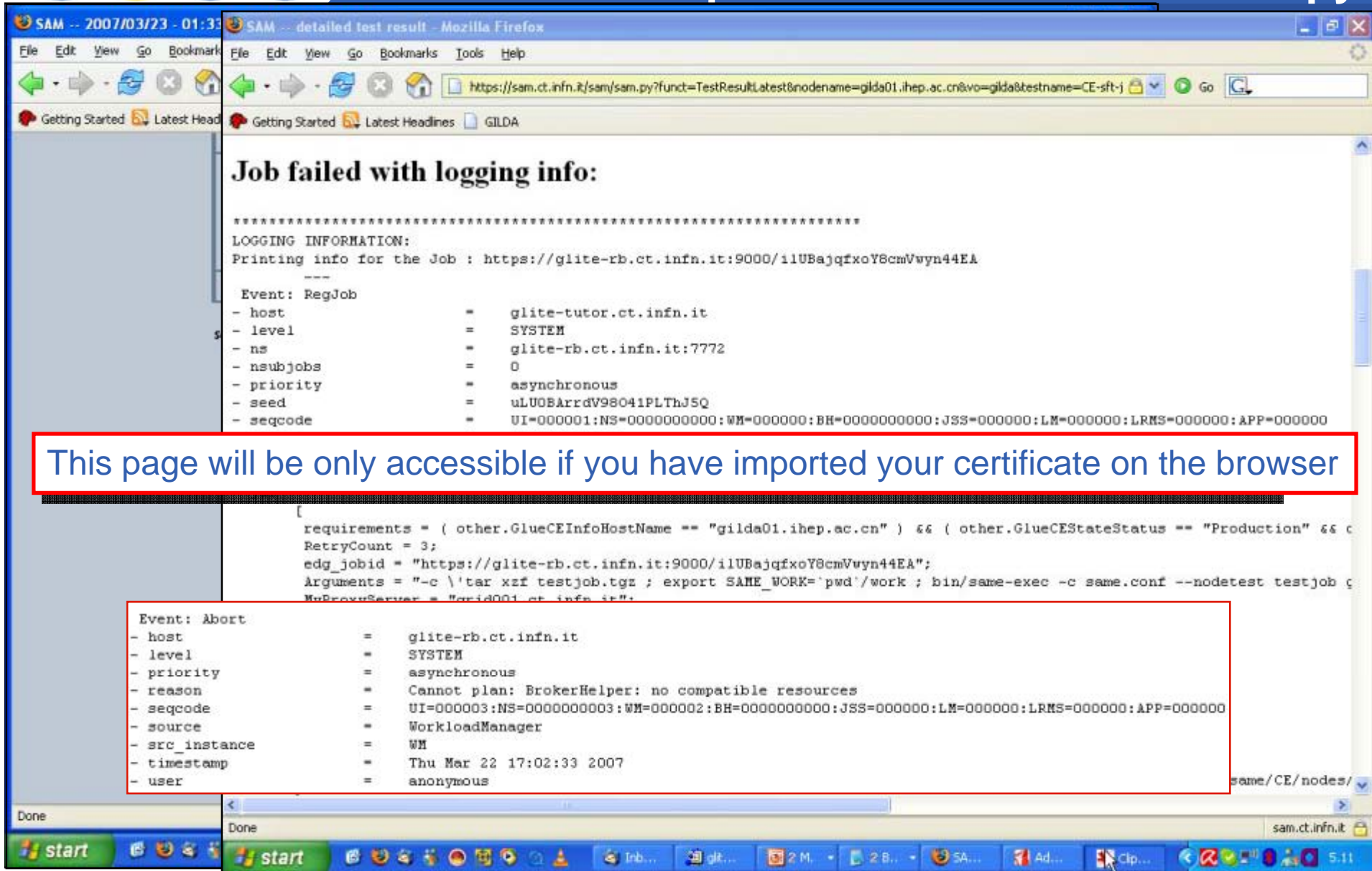
grid4.na.astro.it:2119/jobmanager-lcgpbs-short

gilda-ce-01.pd.infn.it:2119/jobmanager-lcgpbs-infinite

Storage Element ID	Storage Space ID	Site	Free Space	Used Space
cn02.be.itu.edu.tr	gilda:gilda	be.itu.edu.tr	139.22 Gb	32 Mb
testbed005.cnaf.infn.it	gilda:gilda	cnaf.infn.it	13.44 Gb	1.89 Gb
gildase.ct.astro.it	gilda:gilda	ct.astro.it	104.54 Gb	1.92 Gb
grid009.ct.infn.it	gilda:gilda	ct.infn.it	1.38 Tb	638.26 Gb
alifarm12.ct.infn.it	gilda:gilda	ct.infn.it	22.19 Gb	2.68 Gb
se.grid.unipg.it	gilda:gilda	grid.unipg.it	7.33 Gb	1.79 Gb
grid3.na.astro.it	gilda:gilda	na.astro.it	213.79 Gb	3.23 Gb
gilda-se-01.pd.infn.it	gilda:gilda	pd.infn.it	498.59 Gb	727 Mb
dgt02.ui.savba.sk	gilda:gilda	ui.savba.sk	68.54 Gb	145 Mb

Generated: Fri, 6 May 2005 12:49:01 +0200

GridICE Homepage



Job failed with logging info:

 LOGGING INFORMATION:
 Printing info for the Job : https://glite-rb.ct.infn.it:9000/i1UBajqfxxY8cmVwyn44EA

 Event: RegJob
 - host = glite-tutor.ct.infn.it
 - level = SYSTEM
 - ns = glite-rb.ct.infn.it:7772
 - nsubjobs = 0
 - priority = asynchronous
 - seed = uLUOBArndV98041PLThJ5Q
 - seqcode = UI=000001:NS=0000000000:WM=000000:BH=0000000000:JSS=000000:LM=000000:LRMS=000000:APP=000000

This page will be only accessible if you have imported your certificate on the browser

```
[
requirements = ( other.GlueCEInfoHostName == "gilda01.ihep.ac.cn" ) && ( other.GlueCEStateStatus == "Production" && c
RetryCount = 3;
edg_jobid = "https://glite-rb.ct.infn.it:9000/i1UBajqfxxY8cmVwyn44EA";
Arguments = "-c \'tar xzf testjob.tgz ; export SAME_WORK=\'pwd\'/work ; bin/same-exec -c same.conf --nodetest testjob c
MuProxyServer = "grid001.ct.infn.it":
```

Event: Abort
 - host = glite-rb.ct.infn.it
 - level = SYSTEM
 - priority = asynchronous
 - reason = Cannot plan: BrokerHelper: no compatible resources
 - seqcode = UI=000003:NS=0000000000:WM=000002:BH=0000000000:JSS=000000:LM=000000:LRMS=000000:APP=000000
 - source = WorkloadManager
 - src_instance = WM
 - timestamp = Thu Mar 22 17:02:33 2007
 - user = anonymous

instructions to prepare a GILDA Tutorial.'" data-bbox="140 160 850 891"/>

GILDA - Grid tutorials request - Mozilla Firefox

File Edit View Go Bookmarks Tools Help

https://gilda.ct.infn.it/request_tutorial/index.php

Getting Started Latest Headlines GILDA

INFN GRID

GILDA

EGEE Enabling Grids for E-science in Europe

ICEAGE

HOME TESTBED GRID DEMONSTRATOR 1) CERTIFICATION AUTHORITY 2) AUP 3) VIRTUAL ORGANIZATION GRID TUTOR MONITORING CONTACTS

Before filling the form below you might want to have a look at the [instructions to prepare a GILDA Tutorial](#).

Type

Location

Start date

End date

Tutorial home page

Agenda page

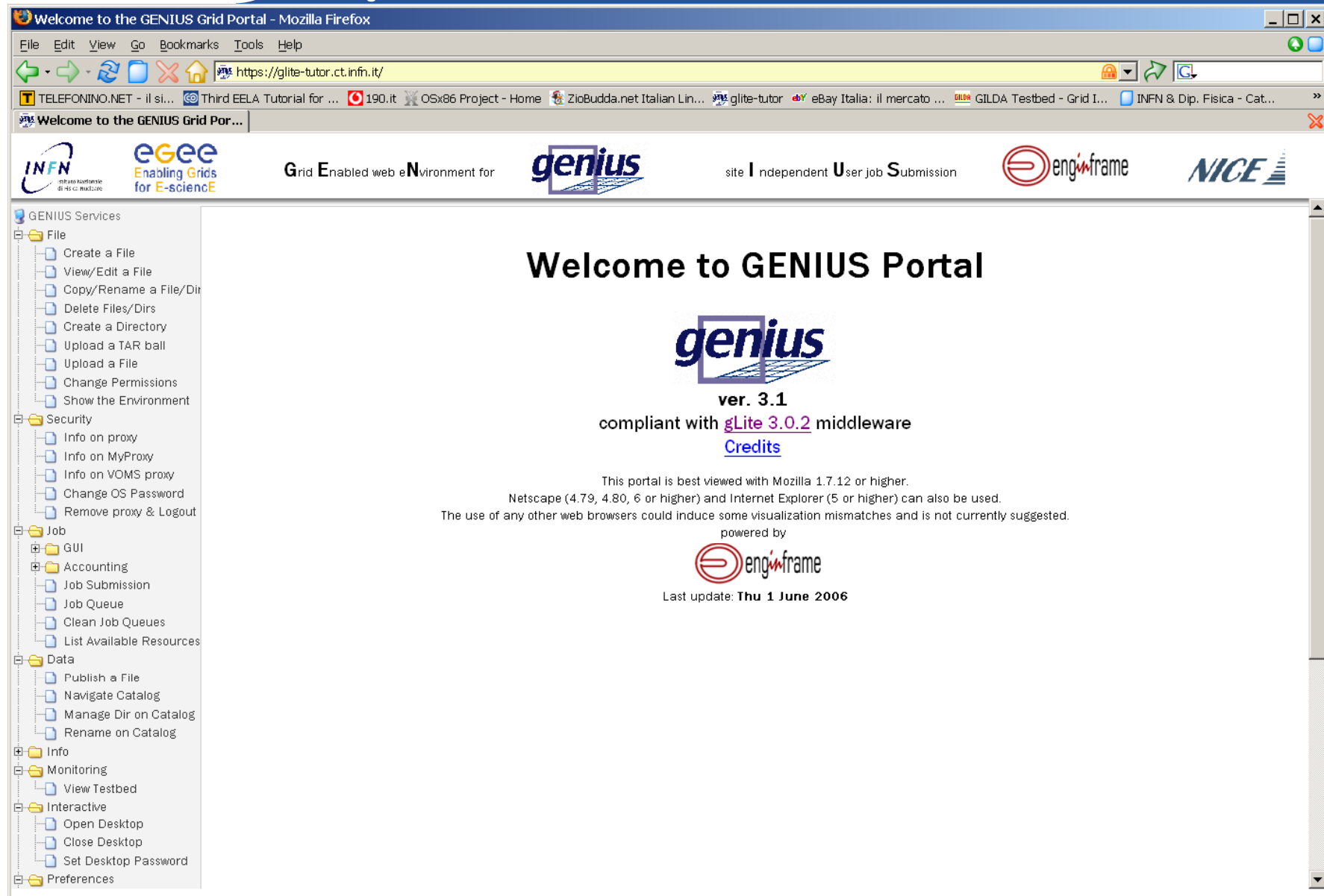
Expected number of participants

E-mail address of the organiser

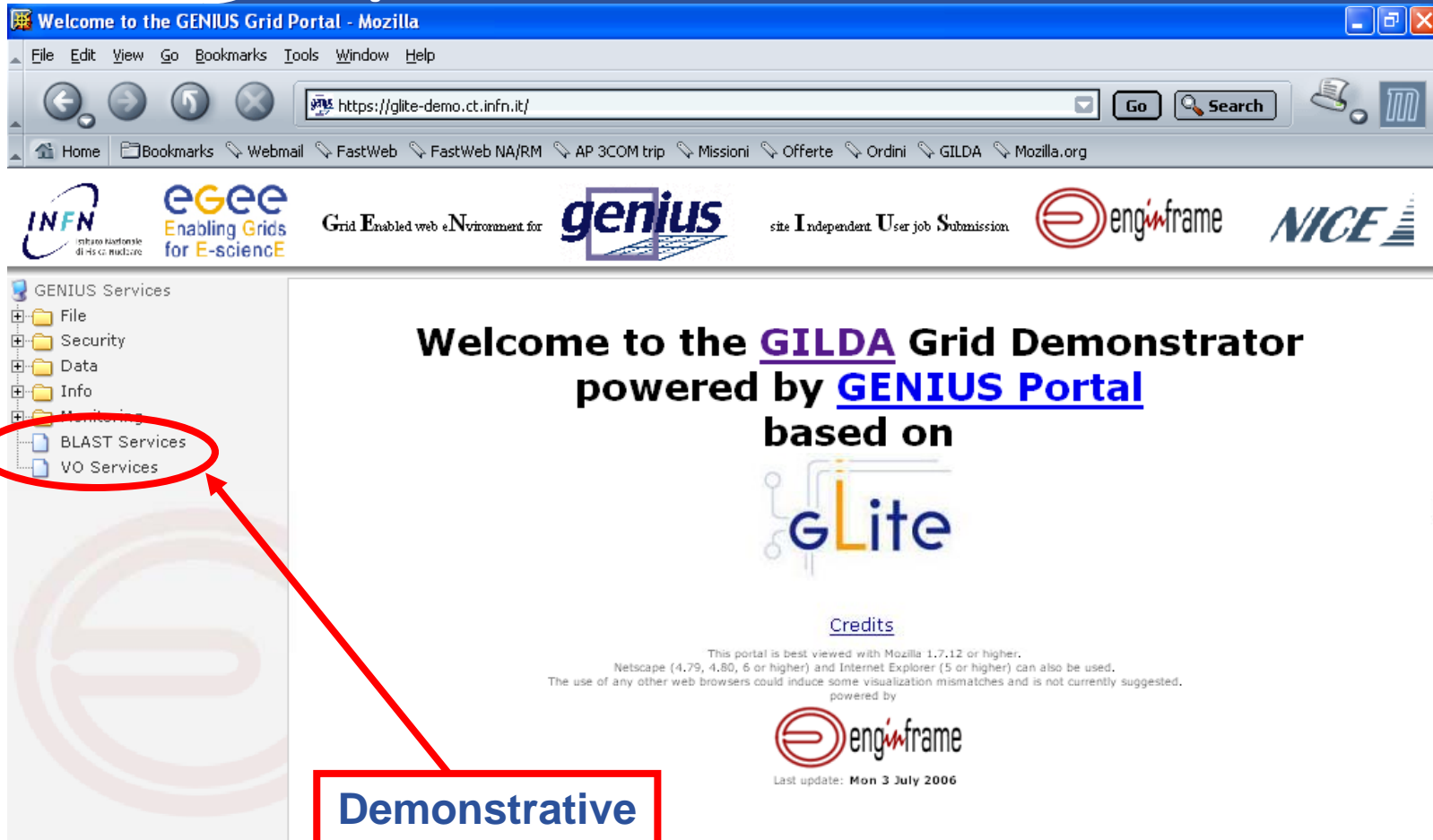
IP range used

Done

gilda.ct.infn.it

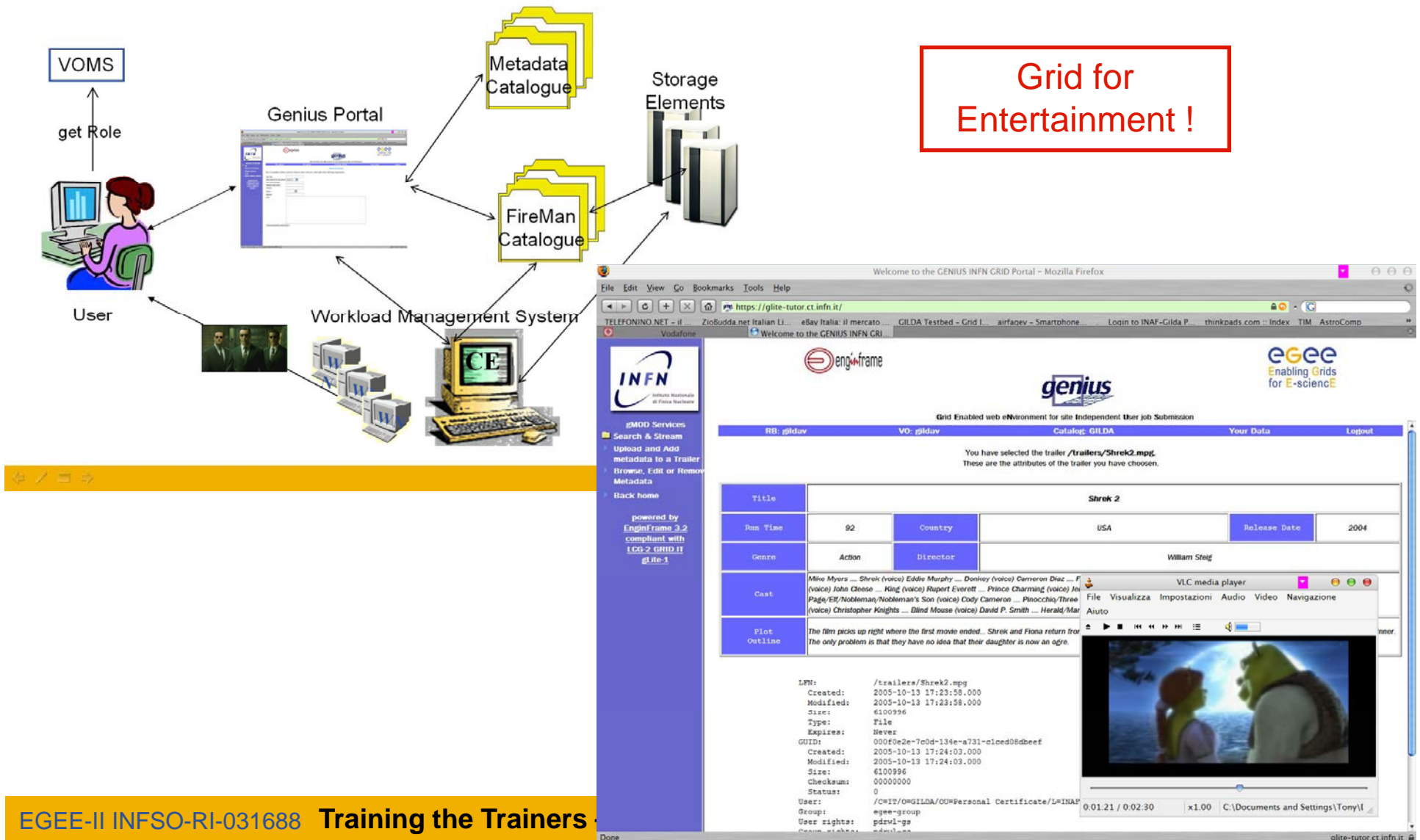


The screenshot shows a Mozilla Firefox browser window displaying the GENIUS Grid Portal. The browser's address bar shows the URL <https://glite-tutor.ct.infn.it/>. The page features a navigation menu on the left with categories like File, Security, Job, Data, and Info. The main content area displays a 'Welcome to GENIUS Portal' message, the 'genius' logo, and version information: 'ver. 3.1 compliant with gLite 3.0.2 middleware'. It also includes a 'Credits' link and a note about browser compatibility. The footer of the page mentions 'powered by enginframe' and a last update date of 'Thu 1 June 2006'.



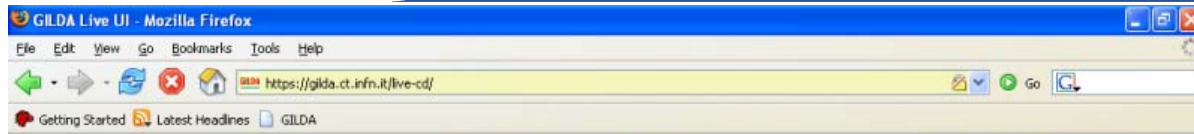
Demonstrative Applications

Grid for Entertainment !





The screenshot shows a Mozilla Firefox browser window displaying the GILDA User Interface Plug & Play website. The browser title is "GILDA UI PnP - Mozilla Firefox" and the address bar shows "https://gilda.ct.infn.it/UIPnP/". The website features a navigation menu with buttons for HOME, TESTBED, GRID DEMONSTRATOR, 1) CERTIFICATION AUTHORITY, 2) AUP, 3) VIRTUAL ORGANIZATION, GRID TUTOR, MONITORING, and CONTACTS. The main content area includes the GILDA logo, the text "GRID INFN LABORATORY for DISSEMINATION ACTIVITIES", and the title "GILDA User Interface Plug & Play (GLITE 3.0)". A sidebar on the left contains a list of links such as News, List of Tutorials, Request a Tutorial, Posters, Video Tutorials, User Interface PnP, Virtual Services, Instructions for Users, Instructions for Sites, Training Material (wiki), GILDA Forge, Support System, Useful Links, Sponsors, Usage Statistics, and Old Usage Statistics. A sidebar on the right contains a vertical menu with buttons for Introduction, Use, Download, Useful links & info, and Contacts & acknowledgments. The browser status bar at the bottom shows "Done".



- News
- List of Tutorials
- Request a Tutorial
- Posters
- Video Tutorials
- User Interface PnP
- Virtual Services
- Instructions for Users
- Instructions for Sites
- Training Material (wiki)
- GILDA Forge
- Support System
- Useful Links

- Sponsors
- Usage Statistics
- Old Usage Statistics



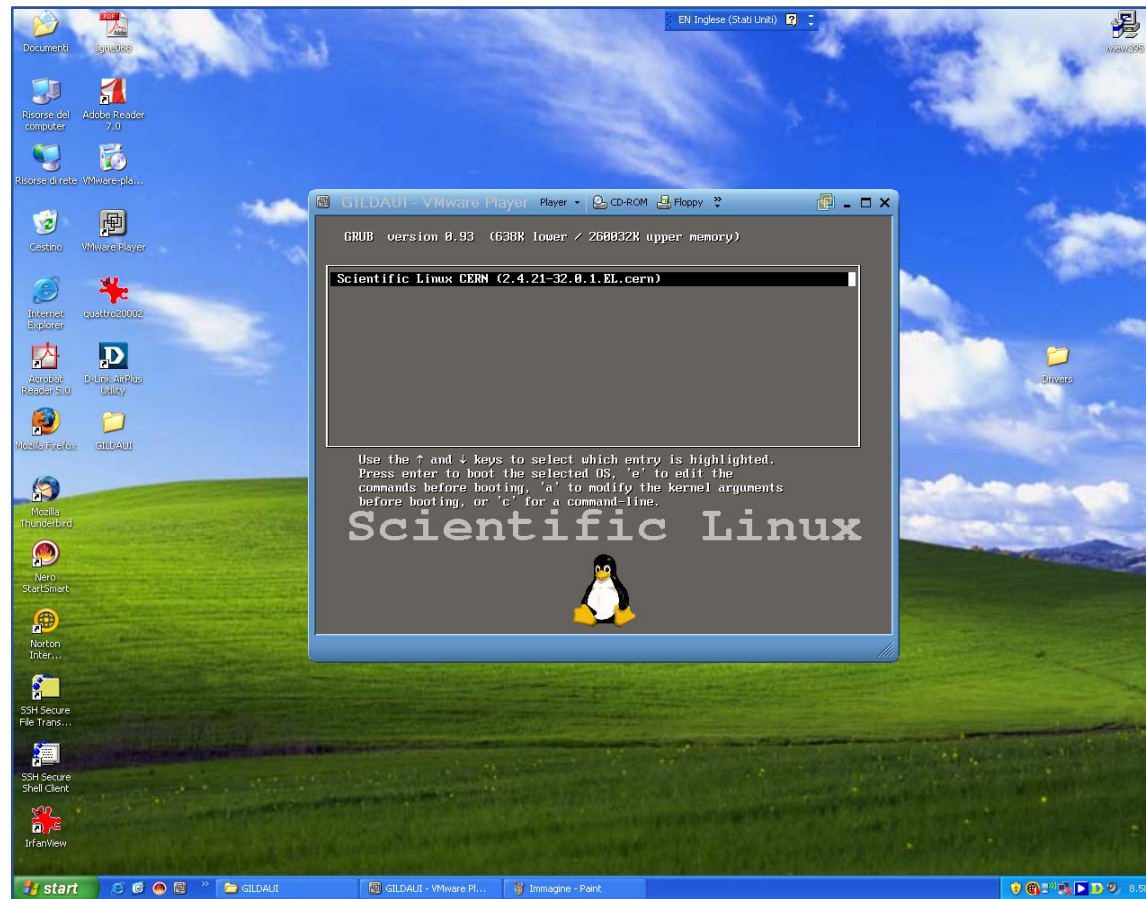
GILDA LIVE USER INTERFACE

The GILDA Live User Interface DVD contains all the necessary software and use the [GILDA](#) dissemination grid realized in the context of both [INFN Grid Project](#) and the European [EGEE Project](#). GILDA Live User Interface is based both on INFN Grid 2.4.0 (fully compatible with LCG 2.4.0) and gLite 1.3 on [Knoppix 3.6](#).

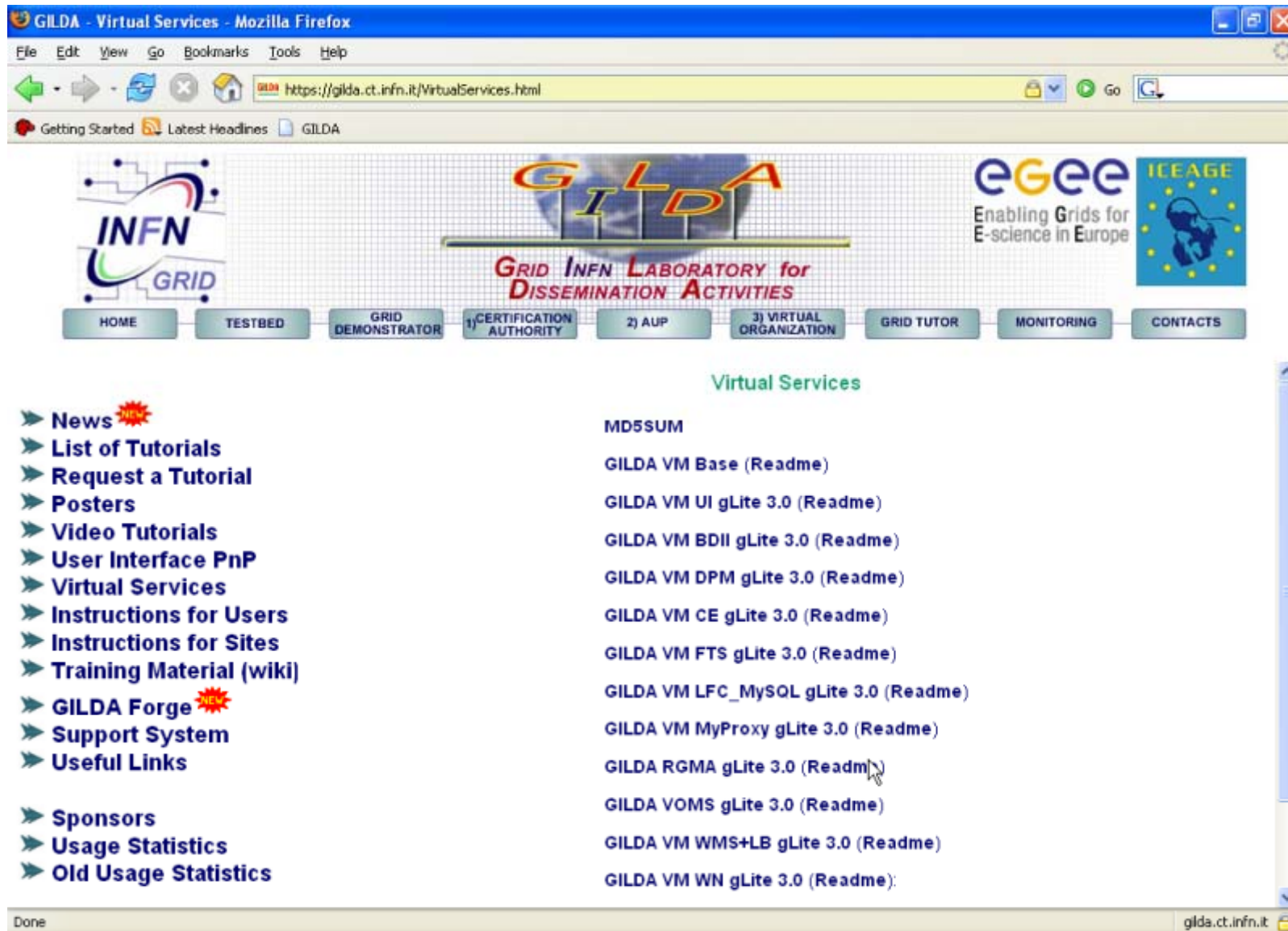
SYSTEM REQUIREMENTS



In order to allow all windows users to access the Grid, we have created a User Interface into a Virtual Machine builded with VMWare Workstation 5.0. Thanks to the free VMWare-Player tool, any Windows users can run a UI on a Windows environment !





For more details and download <http://www.vmware.com/products/player/>



The screenshot shows a Mozilla Firefox browser window displaying the GILDA Virtual Services website. The browser title is "GILDA - Virtual Services - Mozilla Firefox". The address bar shows the URL "https://gilda.ct.infn.it/VirtualServices.html". The website header features the INFN GRID logo on the left, the GILDA logo in the center, and the EGEE and ICEAGE logos on the right. Below the logos is a navigation menu with buttons for HOME, TESTBED, GRID DEMONSTRATOR, 1) CERTIFICATION AUTHORITY, 2) AUP, 3) VIRTUAL ORGANIZATION, GRID TUTOR, MONITORING, and CONTACTS. The main content area is titled "Virtual Services" and contains two columns of links. The left column lists various resources like News, Tutorials, and Support System. The right column lists specific virtual machine services with "Readme" links. The browser status bar at the bottom shows "Done" and the URL "gilda.ct.infn.it".

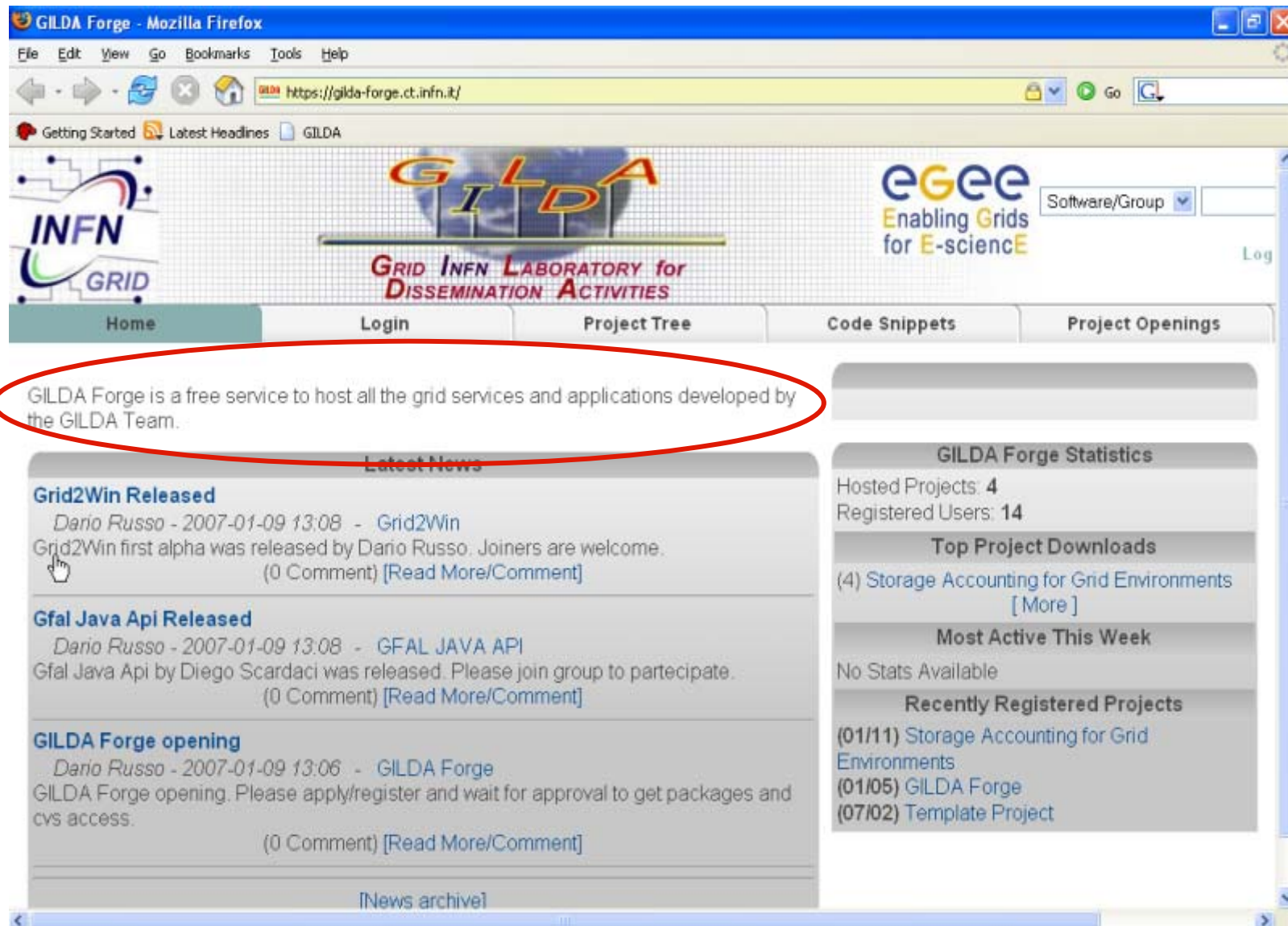
Virtual Services

- **News** 
- **List of Tutorials**
- **Request a Tutorial**
- **Posters**
- **Video Tutorials**
- **User Interface PnP**
- **Virtual Services**
- **Instructions for Users**
- **Instructions for Sites**
- **Training Material (wiki)**
- **GILDA Forge** 
- **Support System**
- **Useful Links**

- **Sponsors**
- **Usage Statistics**
- **Old Usage Statistics**

MD5SUM

- GILDA VM Base (Readme)
- GILDA VM UI gLite 3.0 (Readme)
- GILDA VM BDII gLite 3.0 (Readme)
- GILDA VM DPM gLite 3.0 (Readme)
- GILDA VM CE gLite 3.0 (Readme)
- GILDA VM FTS gLite 3.0 (Readme)
- GILDA VM LFC_MySQL gLite 3.0 (Readme)
- GILDA VM MyProxy gLite 3.0 (Readme)
- GILDA RGMA gLite 3.0 (Readme)
- GILDA VOMS gLite 3.0 (Readme)
- GILDA VM WMS+LB gLite 3.0 (Readme)
- GILDA VM WN gLite 3.0 (Readme):



GILDA Forge is a free service to host all the grid services and applications developed by the GILDA Team.

Latest News

Grid2Win Released
Dario Russo - 2007-01-09 13:08 - Grid2Win
 Grid2Win first alpha was released by Dario Russo. Joiners are welcome.
 (0 Comment) [Read More/Comment]

Gfal Java Api Released
Dario Russo - 2007-01-09 13:08 - GFAL JAVA API
 Gfal Java Api by Diego Scardaci was released. Please join group to participate.
 (0 Comment) [Read More/Comment]

GILDA Forge opening
Dario Russo - 2007-01-09 13:06 - GILDA Forge
 GILDA Forge opening. Please apply/register and wait for approval to get packages and cvs access.
 (0 Comment) [Read More/Comment]

[News archive]

GILDA Forge Statistics
 Hosted Projects: 4
 Registered Users: 14

Top Project Downloads
 (4) Storage Accounting for Grid Environments
 [More]

Most Active This Week
 No Stats Available

Recently Registered Projects
 (01/11) Storage Accounting for Grid Environments
 (01/05) GILDA Forge
 (07/02) Template Project

- **Trainers are encouraged to apply for a long-term GILDA certificate and account**
- **At the end of each course, invite participants to apply for a GILDA account (2 week lifetime, initially)**
- **The following slides explain the procedure**



GILDA (Grid Infn Laboratory for Dissemination Activities)

is a virtual laboratory to demonstrate/disseminate the strong capabilities of grid computing.

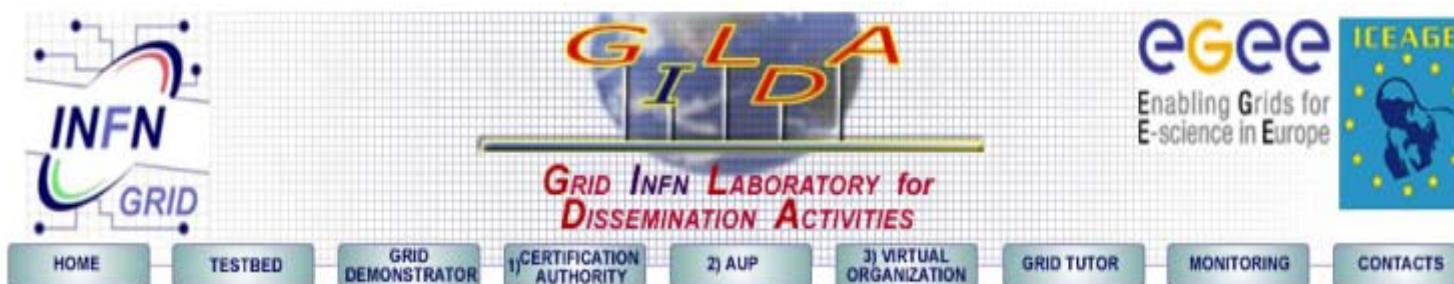
GILDA consists of the following elements:

- [the GILDA Testbed](#): a series of sites and services (Resource Broker, Information Index, Data Managers, Monitoring tool, Computing Elements, and Storage Elements) spread all over Italy and the rest of the world on which the latest version of the [INFN Grid](#) middle-ware (fully compatible with [gLite](#)) is installed;
- [the Grid Demonstrator](#): a customized version of the full [GENIUS web portal](#), jointly developed by INFN and [NICE](#), from where **everybody** can submit a pre-defined set of applications to the GILDA Testbed;
- [the GILDA Certification Authority](#): a fully functional Certification Authority which issues 14-days X.509 certificates to everybody wanting to experience grid computing on the GILDA Testbed;
- [the GILDA Virtual Organization](#): a Virtual Organization gathering all people wanting to experience grid computing on the GILDA Testbed; the GILDA Virtual Organization is based on the Virtual Organization Membership Service (VOMS) developed by INFN;

Navigation menu: HOME, TESTBED, GRID DEMONSTRATOR, 1) CERTIFICATION AUTHORITY, 2) AUP, 3) VIRTUAL ORGANIZATION, GRID TUTOR, MONITORING, CONTACTS

Sidebar menu (with 'Instructions for Users' circled):

- News
- List of Tutorials
- Request a Tutorial
- Posters
- Video Tutorials
- User Interface PnP
- Virtual Services
- **Instructions for Users**
- Instructions for Sites
- Training Material (wiki)
- GILDA Forge
- Support System
- Useful Links
- Sponsors
- Usage Statistics
- Old Usage Statistics



Access the GILDA Testbed through the public Grid Demonstrator:

- News 
- List of Tutorials
- Request a Tutorial
- Posters
- Video Tutorials
- User Interface PnP
- Virtual Services
- Instructions for Users
- Instructions for Sites 
- Training Material (wiki)
- GILDA Forge 
- Support System
- Useful Links

- Sponsors
- Usage Statistics
- Old Usage Statistics

Step 1: Login to the Grid Demonstrator

Getting access to GILDA:

- Step 1: Get your GILDA CA personal certificate
- Step 2: Accept the GILDA Use Policy
- Step 3: Register to the GILDA Virtual Organization
- Step 4a: Login to the Grid Tutor portal
- Step 4b: Login to the Grid Tutor User Interface
- Step 4c: Download and use the GILDA VM UI


External documentation:

Users and Site Managers Support


Grid Dictionary by Andrea Caltroni [PDF] - [TXT]

A Brief Guide to Certificate Management by Marisa Luvisetto [PDF] [TXT] (updated 27/09/2004)

- How to obtain a certificate:



The user w

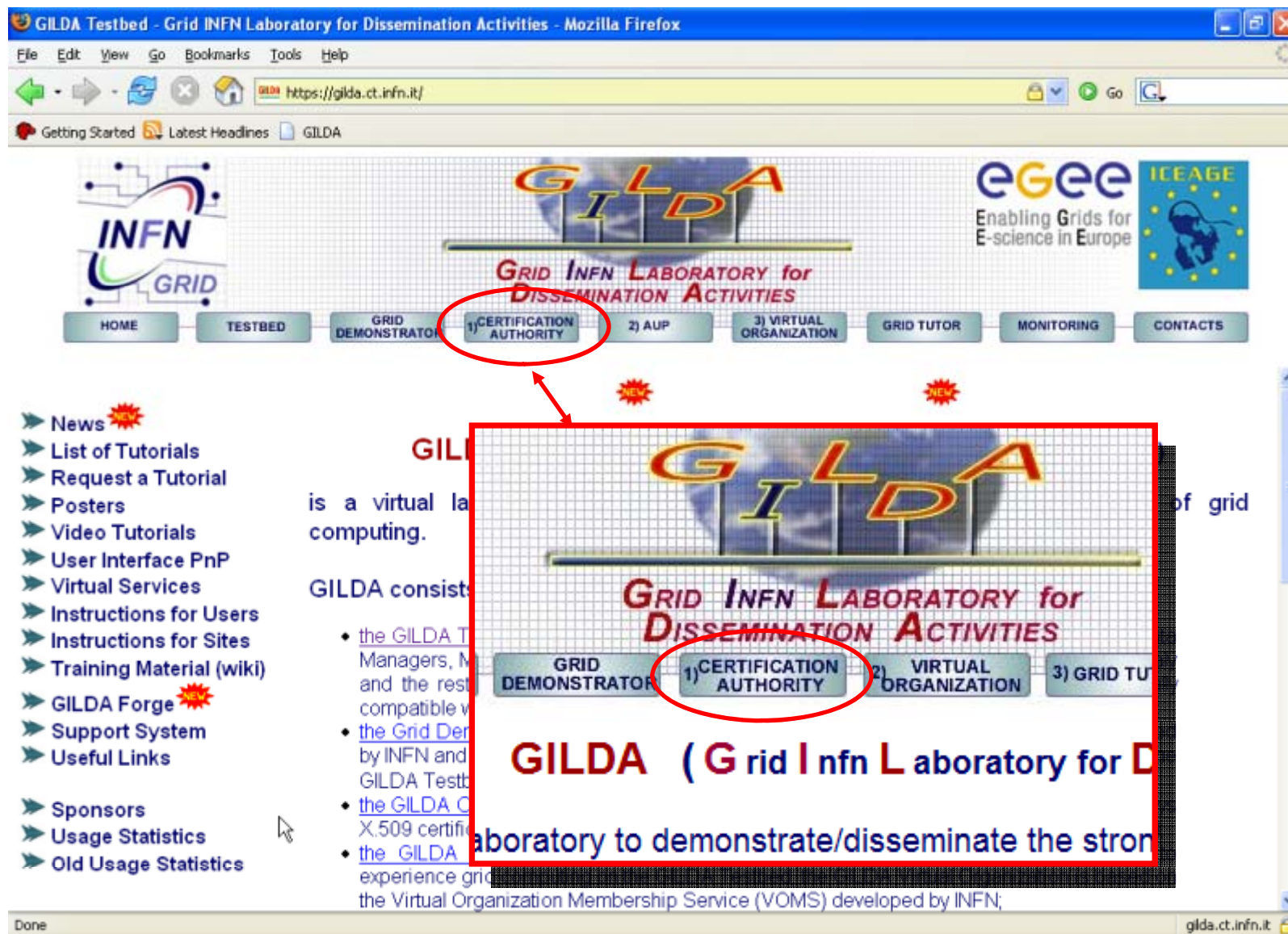


The users meets the RA (Registration Authority) that will verify the user's identity.

These steps are not needed to get a certificate from the GILDA CA



The RA will provide the user with a key to be used in the registration form



GILDA Testbed - Grid INFN Laboratory for Dissemination Activities - Mozilla Firefox

File Edit View Go Bookmarks Tools Help

https://gilda.ct.infn.it/

Getting Started Latest Headlines GILDA

INFN GRID

GILDA

EGEE Enabling Grids for E-science in Europe

ICEAGE

HOME TESTBED GRID DEMONSTRATOR 1) CERTIFICATION AUTHORITY 2) AUP 3) VIRTUAL ORGANIZATION GRID TUTOR MONITORING CONTACTS

News List of Tutorials Request a Tutorial Posters Video Tutorials User Interface PnP Virtual Services Instructions for Users Instructions for Sites Training Material (wiki) GILDA Forge Support System Useful Links

Sponsors Usage Statistics Old Usage Statistics

GILDA is a virtual laboratory for grid computing.

GILDA consists of:

- the GILDA Testbed
- the GILDA Certification Authority
- the GILDA Virtual Organization
- the GILDA Grid Tutor

GILDA (Grid INFN Laboratory for Dissemination Activities)

laboratory to demonstrate/disseminate the strong

the Virtual Organization Membership Service (VOMS) developed by INFN;

Done gilda.ct.infn.it

<https://gilda.ct.infn.it/CA/mgt/getCA.php>



The GILDA Certification Authority

- General information
- GILDA CA certificate
- Request a personal certificate
- Request an account
- Request a host certificate
- Renew a certificate
- Check a personal certificate
- Certificate Revocation List

Download the GILDA CA certificate

WARNING !

This web server is certified by the same Certification Authority you are going to download the root certificate of. Hence, you have no objective ways to check its reliability and trustability!

If you do not trust it and would like to check the correctness of the fingerprints, you can call the CA manager on the phone (Giuseppe Platania, +39 095 378 5501).

These are the fingerprints of the GILDA CA certificate:

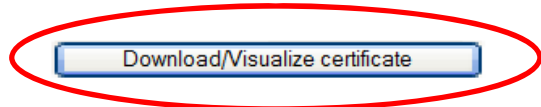
B6:BA:BD:BC:72:53:05:93:78:A4:81:47:28:4E:3C:55 (MD5)
4F:10:40:A9:B5:75:59:01:A3:59:74:9E:E3:E2:8F:E2:C7:2C:93:DD (SHA1)

Instructions

For the automatic installation in your web browser, select the **DER** format and save the GILDA CA certificate on your local disk with the **.der** extension in the filename. Then, double click on the filename and, when the installation dialog starts, choose the option 'Select automatically the archive'.

The **PEM** format must be selected only to visualize the GILDA CA certificate with your web browser (e.g., if you want to do "cut and paste").

Formato:





- General information
- GILDA CA certificate
- **Request a personal certificate**
- Request an account
- Request a host certificate
- Renew a certificate
- Check a personal certificate
- Certificate Revocation List

The GILDA Certification Authority

The **GILDA Certification Authority** (GILDA CA) issues temporary (two weeks) personal public key certificates (compliant with the X.509 standard) in order to access the GILDA Testbed.

Absolutely no identity check is going to be performed on the requester, so the personal certificates issued by the GILDA CA have absolutely no value on any real production Grid Infrastructure.

The **GILDA Certification Authority** is managed by:

Giuseppe Platania
 INFN Catania
 Via S. Sofia, 64
 I-95123 Catania
 ITALY

e-mail: gilda-ca@ct.infn.it
 Tel: +39 095 378 5501
 Fax: +39 095 378 5231

In order to inspect the GILDA CA certificate and/or save it in your web browser (necessary to validate your personal certificate) click on **GILDA CA certificate** in the left part of this page.

In order to request a certificate, click on **Request a personal certificate** in the left part of this page.

If you already have a trusted personal certificate, click on **Request an account**, in the left part of this page, to request an account. Your personal certificate must be included in your browser before doing this.

In order to request a host certificate, click on **Request a host certificate** in the left part of this page.

Please, note that Netscape Communicator (version 4 and above), Mozilla (version 1.5 and above), and Internet Explorer (version 5 and above) are the only presently supported web browsers. The use of any other web browsers could induce some visualization mismatches and/or server misbehaviours and is not currently suggested.



- General information
- GILDA CA certificate
- Request a personal certificate
- Request an account
- Request a host certificate
- Renew a certificate
- Check a personal certificate
- Certificate Revocation List

The GILDA Certification Authority

Request a GILDA personal certificate

WARNING: the procedure requires the application of the security patch you can find at <http://www.microsoft.com/technet/security/bulletin/MS02-048.asp>

If you did not do it already, please [download the GILDA CA certificate](#) first.

In order to correctly generate a request it is mandatory to fill all fields in the form below. Please, double check the correctness of the e-mail address that you are going to provide since **no verification** will be performed by the server.

The password you are prompted about in the form below is the password of your personal account on the **GENIUS Portal** from where you will access the GILDA Testbed and it is **NOT** the passphrase of your personal certificate.

When the certificate will be signed by the GILDA CA manager you will be notified by e-mail with the instructions to download your GILDA CA personal certificate and access the GILDA Testbed.

Institute/University/Company:	<input type="text"/>
First name and last name:	<input type="text"/>
Account username (max 8 characters; only not-accented letters and digits are allowed, both lowercase and uppercase):	<input type="text"/>
Account password (only not-accented letters and digits are allowed, both lowercase and uppercase):	<input type="text"/>
Confirm account password (only not-accented letters and digits are allowed, both lowercase and uppercase):	<input type="text"/>
E-mail:	<input type="text"/>

Submit the request

Clear form

- You will get an e-mail at the e-mail address given in previous web form

Dear User,

you can download your GILDA Personal Certificate going, *with the same browser you used to submit the request*, to the URL:

<https://gilda.ct.infn.it/cgi-bin/gucert.pl?0A44>

Your certificate is valid for \$CERTIFICATE_DAYS_VALUE days. After that you can go to:

<https://voms.ct.infn.it:8443/voms/gilda/webui/request/user/create>

and register to the GILDA VOMS (usually, registration takes a working day).

Then, you can go to the GILDA Grid Demonstrator at the URL:

<https://grid-demo.ct.infn.it>

or, if you are participating to a tutorial or an induction course, to the GILDA Grid Tutor at the URL:

<https://grid-tutor.ct.infn.it> (for LCG) or <https://glite-tutor.ct.infn.it> (for gLite)

Remember that:

1) whenever you are prompted for the Operating System, use the username and the password you have chosen when you requested the GILDA Personal Certificate as username and as password;

2) whenever you are prompted for the GRID username and password and the passphrase of your GILDA Personal Certificate as password.

Best Regards

The GILDA CA Manager

GILDA Certification Authority

Tel: +39 095 378 5469

Fax: +39 095 378 5231

Via S. Sofia, 64

I-95123 Catania ITALY

<http://gilda.ct.infn.it/CA/>

From: GILDA-CA <gilda-ca@ct.infn.it>

To: <email address given in the request form>

Subject: GILDA Personal Certificate for <username>

Just click the link to get the certificate.

- You will be informed that a new certificate is available in your browser certificate list.
- **Very important: you HAVE TO use the same browser in all the previous steps**
- It's suggested now to export the certificate and store it in a safe place.
- The certificate exporting procedure and the extension of the file is browser dependent (*.p12 for Mozilla/Netscape/FireFox and *.pfx for Internet Explorer).
- Exported certificates need to be converted in PEM format (*.pem). This is the certificate format used by the gLite security services.

- In the same e-mail we showed before you can see one more link:

Dear User,

you can download your GILDA Personal Certificate going,
with the same browser you used to submit the request,
to the URL:

<https://gilda.ct.infn.it/cgi-k>

Just follow the link to be registered to the GILDA VO

Your certificate is valid for 365 days.
After that you can go to:

<https://voms.ct.infn.it:8443/voms/gilda/webui/request/user/create>

and register to the GILDA VO (usually, registration takes a working day).

Then, you can go to the GILDA Grid Demonstrator at the URL:

<https://grid-demo.ct.infn.it>

or, if you are participating to a tutorial or an induction course,
to the GILDA Grid Tutor at the URL:

<https://grid-tutor.ct.infn.it> or <https://grid-tutor1.ct.infn.it>

Remember that:


1) whenever you are prompted for the Operating System, use the username
and the password you have chosen when you requested the GILDA
Personal Certificate as username and as password;

2) whenever you are prompted for the GRID username and password
and the passphrase of your GILDA Personal Certificate as password.

Best Regards

The GILDA CA Manager

...



The gilda VO

REQUEST TO ADMINISTRATORS

LISTING REQUESTS

CONFIRMATION OF THE EMAIL ADDRESS

Virtual Organization Membership Service

Request to Administrators » requesting VO membership

VO User Registration Request

To access the VO resources, you must agree to the VO's Usage Rules. Please fill out all fields in the form below and click on the appropriate button at the bottom.

After you submit this request, you will receive an email with instructions on how to proceed. Your request will not be forwarded to the VO managers until you confirm that you have a valid email address by following those instructions.

IMPORTANT: By submitting this information you agree that it may be distributed to and stored by VO and site administrators. You also agree that action may be taken to confirm the information you provide is correct, that it may be used for the purpose of controlling access to VO resources and that it may be used to contact you in relation to this activity.

This page will be only accessible if you have imported successfully the received certificate

CA URI:

Family Name:

Given Name:

Institute:

Phone Number:

Email:

comment:

VOMS Admin 1.2.10
Release 1

You are logged in as "/C=IT/O=GILDA/OU=Personal Certificate/L=INFNCT/CN=Riccardo Bruno/Email=ricsxn@hotmail.com"
certified by "/C=IT/O=GILDA/CN=GILDA Certification Authority".

Email address confirmation for VO gilda

A request for a VO membership on gilda has been made using this email address.

If you have not made this request please ignore this message. It would be helpful if you would contact the VO registrar and tell us about this bogus request.

If the request was made by you, please click on the following URL to confirm this email address,

<https://voms.ct.infn.it:8443/voms/gilda/webui/request/user/confirm?cookie=g8840oolxpenbhfd&reqid=2>

Make sure you have your client certificate loaded in your browser. One way to ensure this is to copy and paste the above URL into the same browser that you used to submit the request.

If you wish to confirm the request another way, then you need the following information:

Request number : 2
Confirmation cookie: g8840oolxpenbhfd

Confirm your VO registration request following the above link

Once you have confirmed your email address the following information will be sent to the VO administrator:

Name : Barbera, Roberto
Email : roberto.barbera@ct.infn.it
Institute : Univ. Catania and INFN
Phone Number : +390953785504
Certificate DN : /C=IT/O=INFN/OU=Personal Certificate/L=Catania/CN=Roberto Barbera/Email=roberto.barbera@ct.infn.it
Certificate CA : /C=IT/O=INFN/CN=INFN Certification Authority
Comment :

Accepted email confirmation for VO gilda

Dear Barbera, Roberto,

Thank you for confirming your email address. Your request for an account on VO gilda has been sent to the VO administrators.

A VO administrator will create your account.

If you find any problem please contact the VO administrator.

Thank You,
VO Registration

Finally you will get a confirmation e-mail

Welcome to the gilda VO!

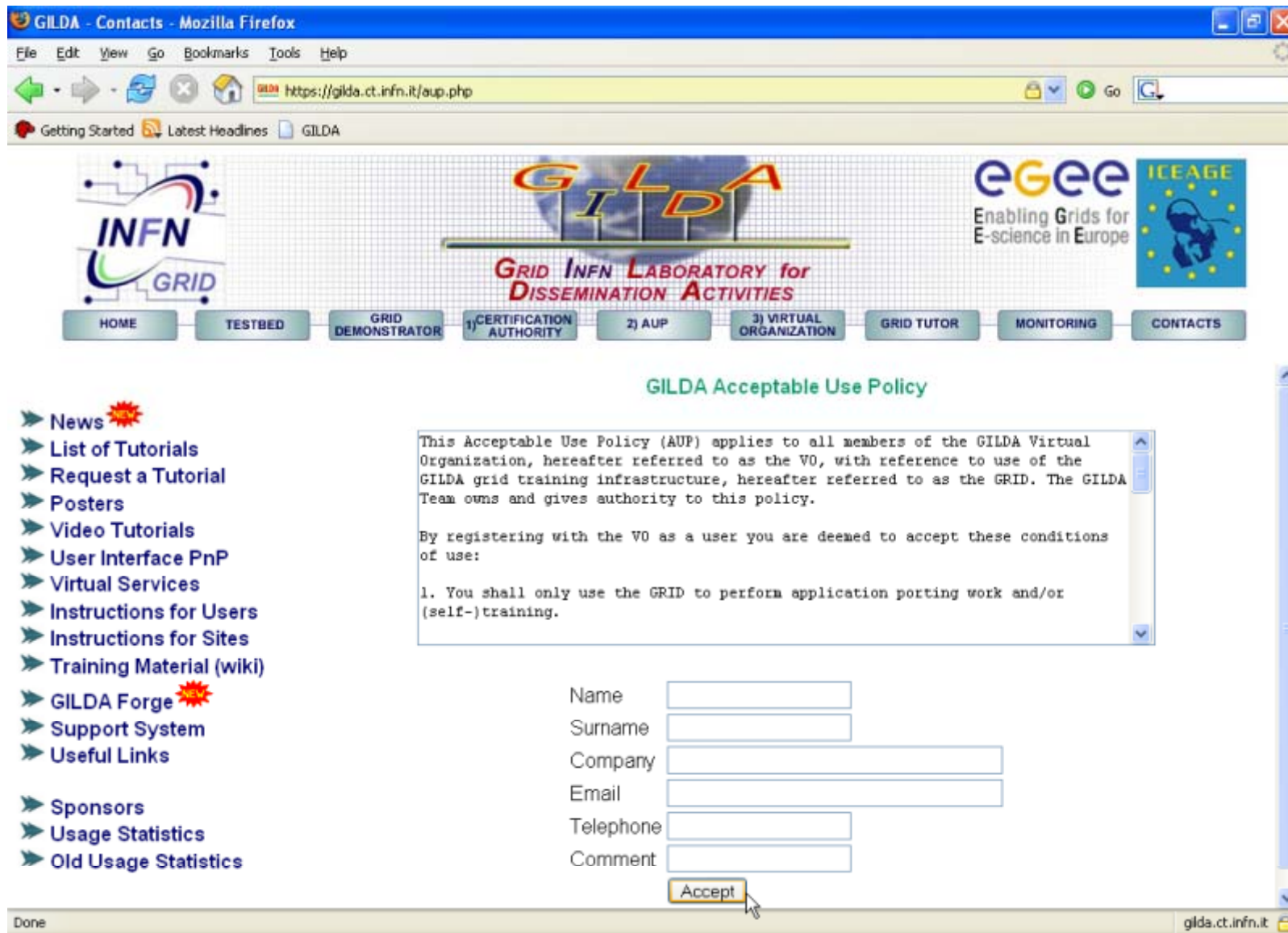
Dear Barbera, Roberto,

Your request (2) for the gilda VO has been accepted and allowed by the VO Administrator.

From this point you can use the voms-proxy-init command to acquire the VO specific credentials, which will enable you to use the resources of this VO.

Good Luck,
VO Registration

Now you are member of the GILDA VO!!!







GILDA - Contacts - Mozilla Firefox

File Edit View Go Bookmarks Tools Help

gilda https://gilda.ct.infn.it/aup.php

Getting Started Latest Headlines GILDA

[HOME](#)
[TESTBED](#)
[GRID DEMONSTRATOR](#)
[1\) CERTIFICATION AUTHORITY](#)
[2\) AUP](#)
[3\) VIRTUAL ORGANIZATION](#)
[GRID TUTOR](#)
[MONITORING](#)
[CONTACTS](#)

GILDA Acceptable Use Policy

[News](#)
[List of Tutorials](#)
[Request a Tutorial](#)
[Posters](#)
[Video Tutorials](#)
[User Interface PnP](#)
[Virtual Services](#)
[Instructions for Users](#)
[Instructions for Sites](#)
[Training Material \(wiki\)](#)
[GILDA Forge](#)
[Support System](#)
[Useful Links](#)

[Sponsors](#)
[Usage Statistics](#)
[Old Usage Statistics](#)

This Acceptable Use Policy (AUP) applies to all members of the GILDA Virtual Organization, hereafter referred to as the VO, with reference to use of the GILDA grid training infrastructure, hereafter referred to as the GRID. The GILDA Team owns and gives authority to this policy.

By registering with the VO as a user you are deemed to accept these conditions of use:

1. You shall only use the GRID to perform application porting work and/or (self-)training.

Name

Surname

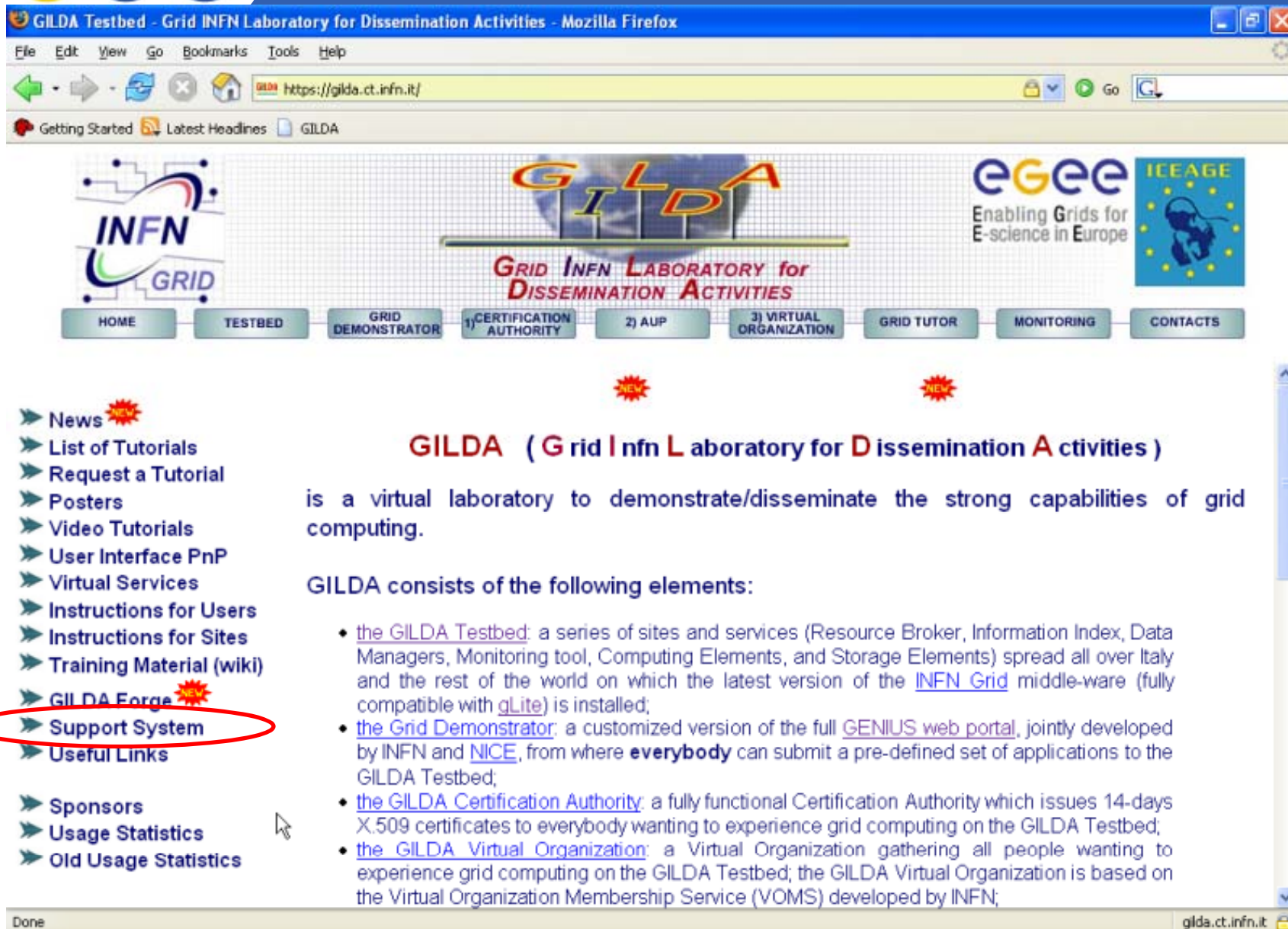
Company


Email

Telephone



Comment

Done gilda.ct.infn.it



[News](#) 
[List of Tutorials](#)
[Request a Tutorial](#)
[Posters](#)
[Video Tutorials](#)
[User Interface PnP](#)
[Virtual Services](#)
[Instructions for Users](#)
[Instructions for Sites](#)
[Training Material \(wiki\)](#)
[GILDA Forge](#) 
[Support System](#)
[Useful Links](#)

[Sponsors](#)
[Usage Statistics](#)
[Old Usage Statistics](#)

GILDA (Grid INFN Laboratory for Dissemination Activities)

is a virtual laboratory to demonstrate/disseminate the strong capabilities of grid computing.

GILDA consists of the following elements:

- [the GILDA Testbed](#): a series of sites and services (Resource Broker, Information Index, Data Managers, Monitoring tool, Computing Elements, and Storage Elements) spread all over Italy and the rest of the world on which the latest version of the [INFN Grid](#) middle-ware (fully compatible with [gLite](#)) is installed;
- [the Grid Demonstrator](#): a customized version of the full [GENIUS web portal](#), jointly developed by INFN and [NICE](#), from where **everybody** can submit a pre-defined set of applications to the GILDA Testbed;
- [the GILDA Certification Authority](#): a fully functional Certification Authority which issues 14-days X.509 certificates to everybody wanting to experience grid computing on the GILDA Testbed;
- [the GILDA Virtual Organization](#): a Virtual Organization gathering all people wanting to experience grid computing on the GILDA Testbed; the GILDA Virtual Organization is based on the Virtual Organization Membership Service (VOMS) developed by INFN;

- <http://gilda-support.ct.infn.it>



Monday, 3 April 2006

Site Search

Login

Username:

Password:

User Login

Lost Password?

Register now!

This is the entry point of the Support System of GILDA. You are welcome to register to it if you want to submit Tickets for problems and/or requests of information.

Powered by XOOPS 2.0 © 2001-2003 The XOOPS Project
Page Load Statistics: 0.065 Seconds | 39 Queries
Grid CT 2006



Monday, 3 April 2006 Site Search

Login

Username:

Password:

Lost Password?

Register now!

User Registration

Username

Email
 Allow other users to view my email address

Website

Time Zone

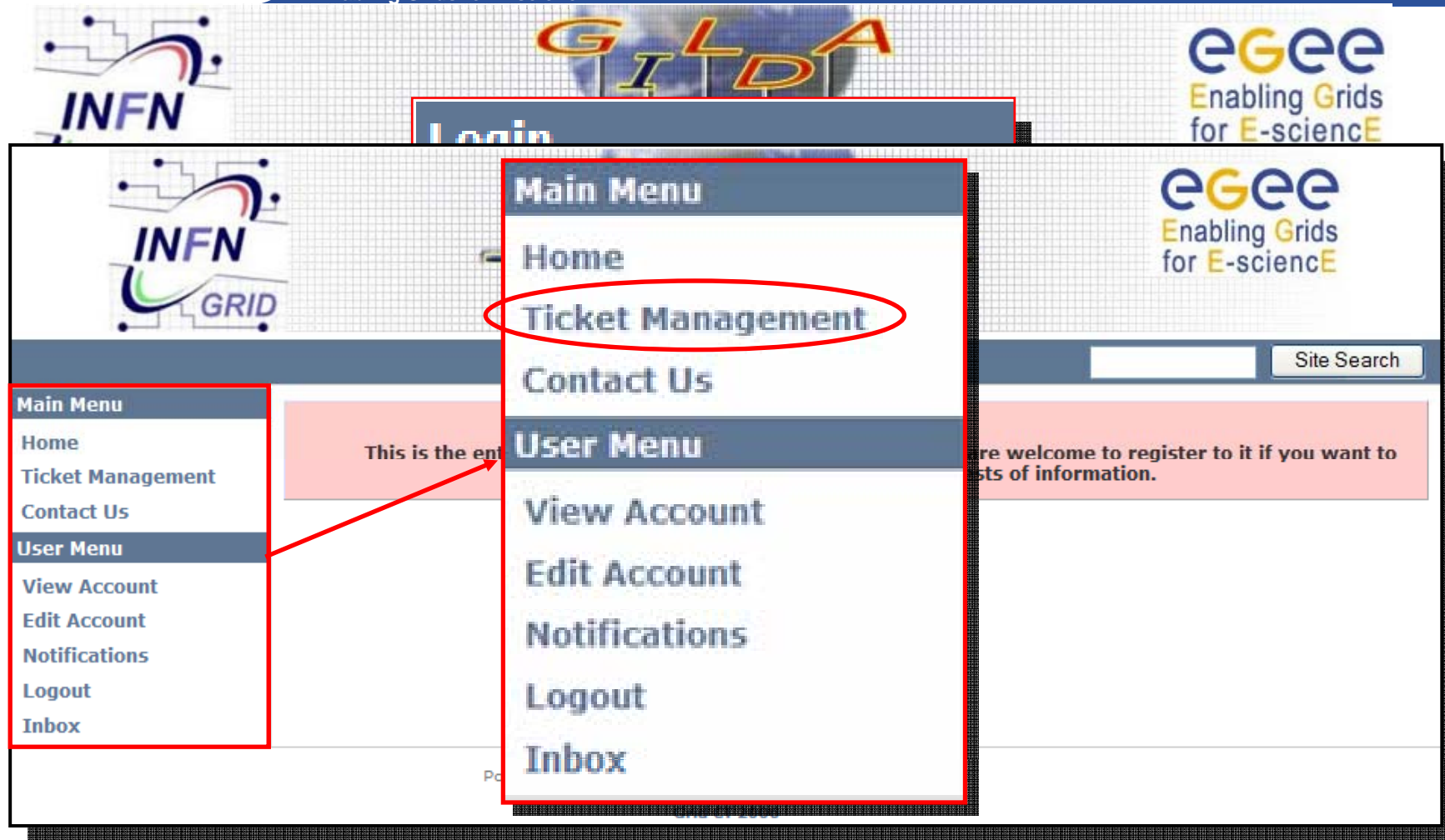
Verify Password

Receive occasional email notices from administrators and moderators? Yes No

Disclaimer
While the administrators and moderators of this site will attempt to remove or edit any generally objectionable material as quickly as possible, it is impossible to review every message. Therefore you acknowledge that all posts made to this site express the views and opinions of the author and not the

I agree to the above

• You will be notified to the e-mail address given in the web form



The screenshot displays the EGEE website interface. At the top, there are logos for INFN, GILDA, and EGEE. A navigation menu is visible, with 'Ticket Management' highlighted by a red oval. A secondary menu is also shown, with 'User Menu' highlighted by a red box. A red arrow points from the 'User Menu' box to the 'Ticket Management' item in the main menu. The page content includes a search bar and a registration notice.

- Main Menu**
 - Home
 - Ticket Management**
 - Contact Us
- User Menu**
 - View Account
 - Edit Account
 - Notifications
 - Logout
 - Inbox




Main Menu

- Home
- Ticket Management
- Contact Us

User Menu

- View Account
- Edit Account
- Notifications
- Logout
- Inbox

Create a Ticket

Username:  Lookup User

Class: Accesso alla Grid (VOMS - MYPROXY) v

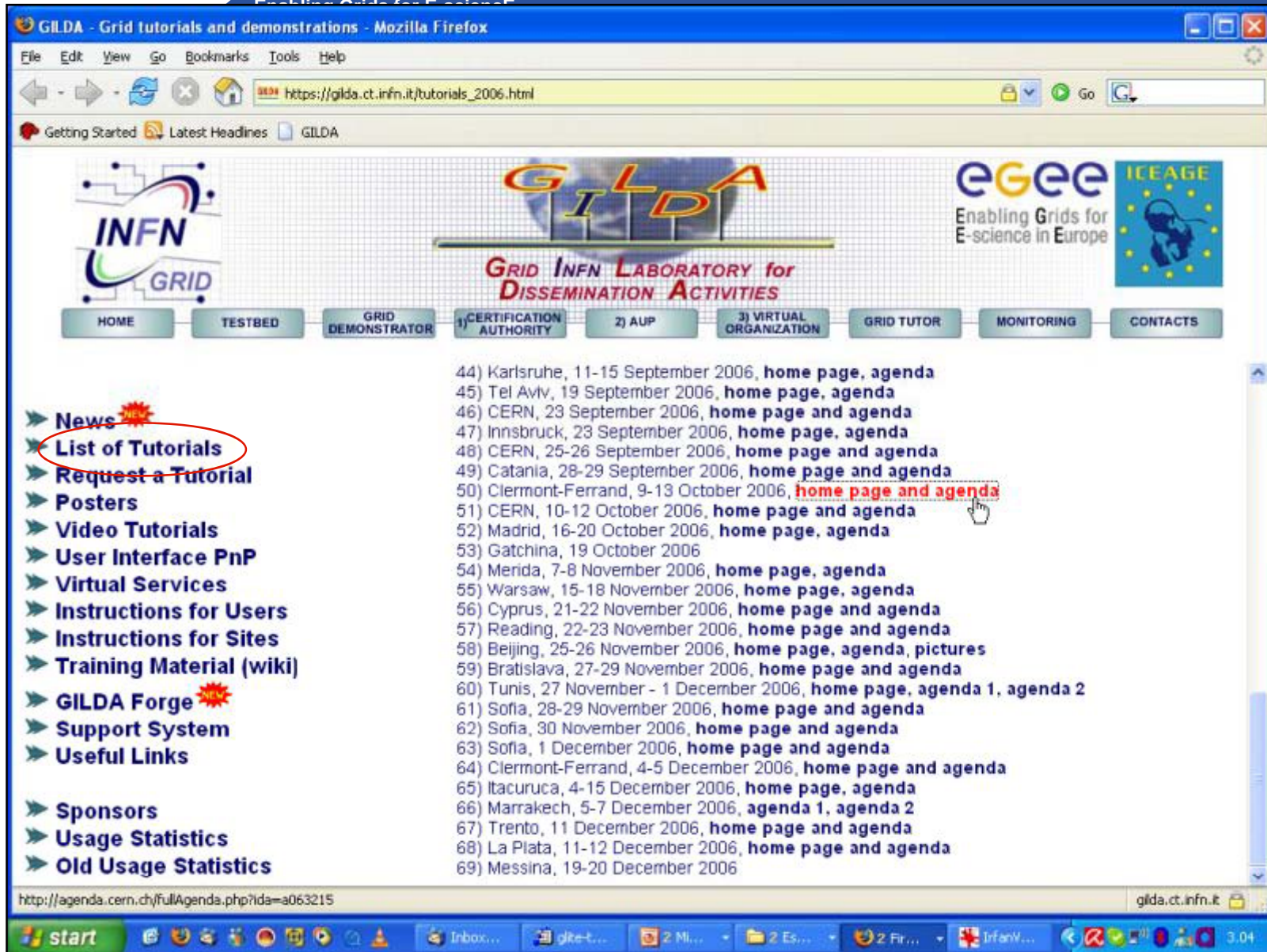
Priority:

Subject:

Description:

Add File:

- Accounting
- Authorization / Authentication
- Data Management
- Grid Interactive
- Grid Monitoring
- Grid MPI jobs
- Grid Portal
- Grid User Environment
- Information System
- Other
- Security
- Site CECUM-ME
- Site CENAPAD-UNICAMP
- Site IHEP-BEIJING
- Site IISAS-BRATISLAVA
- Site INAF-CATANIA
- Site INFN-CATANIA
- Site INFN-CATANIA (gLite)
- Site INFN-CNAF
- Site INFN-CNAF (gLite)
- Site INFN-PADOVA
- Site INFN-PADOVA (gLite)
- Site ING-MESSINA
- Site IUCC-LCG2
- Site TRIGRID_UNIPA
- Site ULA-MERIDA
- Site UNIANDES (gLite)
- Site UNIDIST-GENOVA
- Workload Management



GILDA - Grid tutorials and demonstrations - Mozilla Firefox

File Edit View Go Bookmarks Tools Help

https://gilda.ct.infn.it/tutorials_2006.html

Getting Started Latest Headlines GILDA



INFN GRID

GILDA

EGEE Enabling Grids for E-science in Europe

ICEAGE

HOME TESTBED GRID DEMONSTRATOR 1) CERTIFICATION AUTHORITY 2) AUP 3) VIRTUAL ORGANIZATION GRID TUTOR MONITORING CONTACTS

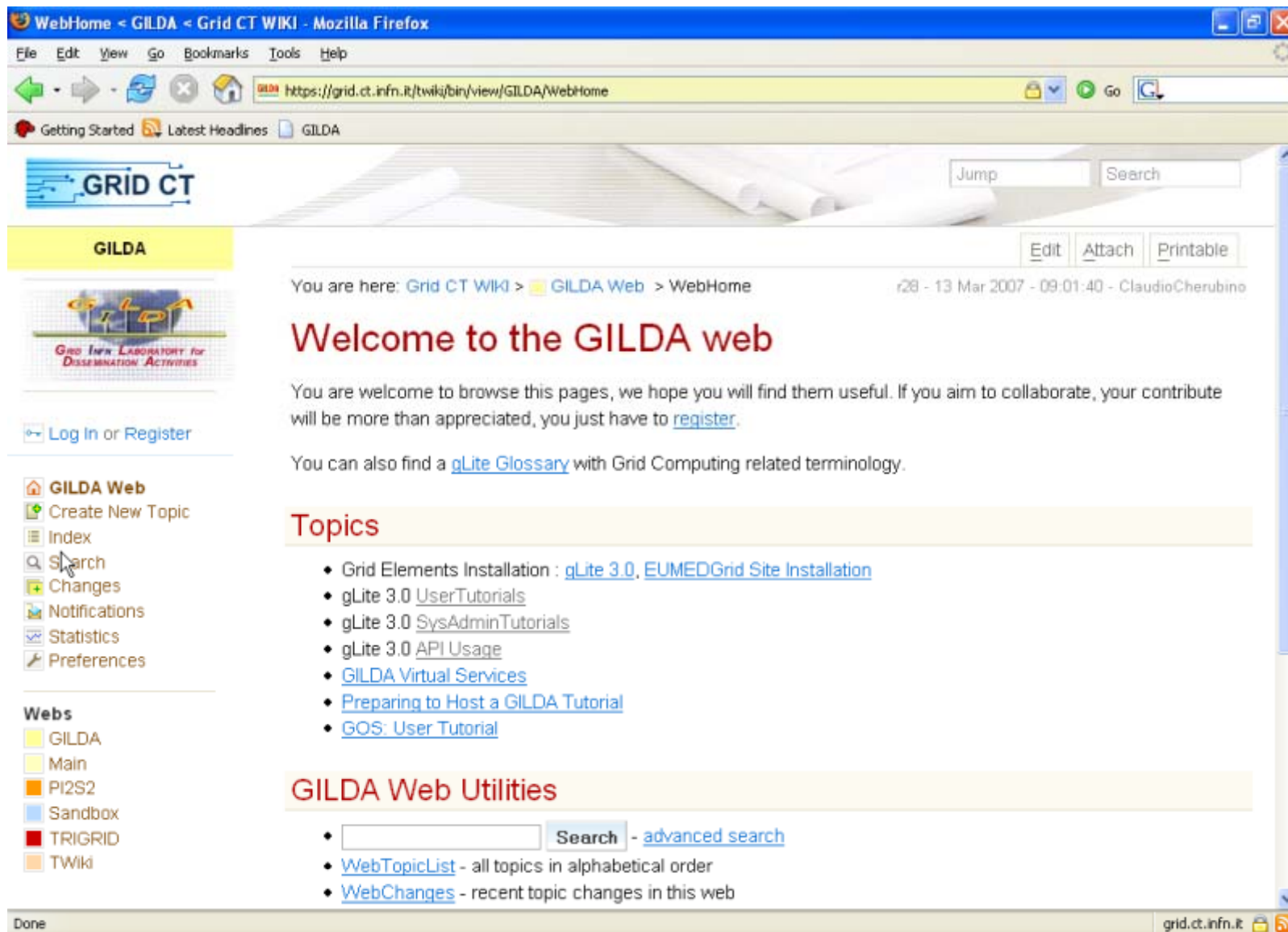
➤ News 
 ➤ **List of Tutorials**
 ➤ Request a Tutorial
 ➤ Posters
 ➤ Video Tutorials
 ➤ User Interface PnP
 ➤ Virtual Services
 ➤ Instructions for Users
 ➤ Instructions for Sites
 ➤ Training Material (wiki)
 ➤ GILDA Forge 
 ➤ Support System
 ➤ Useful Links

 ➤ Sponsors
 ➤ Usage Statistics
 ➤ Old Usage Statistics

44) Karlsruhe, 11-15 September 2006, [home page](#), [agenda](#)
 45) Tel Aviv, 19 September 2006, [home page](#), [agenda](#)
 46) CERN, 23 September 2006, [home page](#) and [agenda](#)
 47) Innsbruck, 23 September 2006, [home page](#), [agenda](#)
 48) CERN, 25-26 September 2006, [home page](#) and [agenda](#)
 49) Catania, 28-29 September 2006, [home page](#) and [agenda](#)
 50) Clermont-Ferrand, 9-13 October 2006, [home page](#) and [agenda](#)
 51) CERN, 10-12 October 2006, [home page](#) and [agenda](#)
 52) Madrid, 16-20 October 2006, [home page](#), [agenda](#)
 53) Gatchina, 19 October 2006
 54) Merida, 7-8 November 2006, [home page](#), [agenda](#)
 55) Warsaw, 15-18 November 2006, [home page](#), [agenda](#)
 56) Cyprus, 21-22 November 2006, [home page](#) and [agenda](#)
 57) Reading, 22-23 November 2006, [home page](#) and [agenda](#)
 58) Beijing, 25-26 November 2006, [home page](#), [agenda](#), [pictures](#)
 59) Bratislava, 27-29 November 2006, [home page](#) and [agenda](#)
 60) Tunis, 27 November - 1 December 2006, [home page](#), [agenda 1](#), [agenda 2](#)
 61) Sofia, 28-29 November 2006, [home page](#) and [agenda](#)
 62) Sofia, 30 November 2006, [home page](#) and [agenda](#)
 63) Sofia, 1 December 2006, [home page](#) and [agenda](#)
 64) Clermont-Ferrand, 4-5 December 2006, [home page](#) and [agenda](#)
 65) Itacuruca, 4-15 December 2006, [home page](#), [agenda](#)
 66) Marrakech, 5-7 December 2006, [agenda 1](#), [agenda 2](#)
 67) Trento, 11 December 2006, [home page](#) and [agenda](#)
 68) La Plata, 11-12 December 2006, [home page](#) and [agenda](#)
 69) Messina, 19-20 December 2006

http://agenda.cern.ch/fullAgenda.php?id=3063215

gilda.ct.infn.it



WebHome < GILDA < Grid CT WIKI - Mozilla Firefox

File Edit View Go Bookmarks Tools Help

https://grid.ct.infn.it/twiki/bin/view/GILDA/WebHome

Getting Started Latest Headlines GILDA

GRID CT

GILDA

You are here: [Grid CT WIKI](#) > [GILDA Web](#) > WebHome

r28 - 13 Mar 2007 - 09:01:40 - ClaudioCherubino

Welcome to the GILDA web

You are welcome to browse this pages, we hope you will find them useful. If you aim to collaborate, your contribute will be more than appreciated, you just have to [register](#).

You can also find a [gLite Glossary](#) with Grid Computing related terminology.

Topics

- Grid Elements Installation : [gLite 3.0](#), [EUMEDGrid Site Installation](#)
- [gLite 3.0 UserTutorials](#)
- [gLite 3.0 SysAdminTutorials](#)
- [gLite 3.0 API Usage](#)
- [GILDA Virtual Services](#)
- [Preparing to Host a GILDA Tutorial](#)
- [GOS: User Tutorial](#)

GILDA Web Utilities

- **Search** - [advanced search](#)
- [WebTopicList](#) - all topics in alphabetical order
- [WebChanges](#) - recent topic changes in this web

Done

grid.ct.infn.it

GILDA is a real virtual laboratory for dissemination of grid computing:

- It is a “de facto” standard t-Infrastructure adopted both by EGEE and some forthcoming EU-FP6 projects (**EELA**, EUCHINAGRID, EUINDIAGRID, EUMEDGRID, **ICEAGE**)
- It is a complete suite of grid elements (test-bed, CA, VO, monitoring systems, web portals, **live user interface, user interface plug&play**) and applications fully dedicated to dissemination purposes and pre-porting of new applications to EGEE Infrastructure
- GILDA runs the latest production version of the gLite middleware (and also some pre-production ones) to make the transition from the t-Infrastructure to the e-Infrastructure easy and transparent
- **Everybody working in NA3 is welcome to use GILDA but, more importantly, to contribute to it in all possible ways**

- **GILDA home page**
 - <https://gilda.ct.infn.it>
- **GILDA Certification Authority**
 - <https://gilda.ct.infn.it/CA/>
- **GILDA Virtual Organization**
 - <https://voms.ct.infn.it:8443/voms/gilda/>
- **GILDA Support System**
 - <http://gilda-support.ct.infn.it>
- **GILDA Form for Bookings**
 - https://gilda.ct.infn.it/request_tutorial/index.php
- **GILDA Repository of Training Material**
 - <https://grid.ct.infn.it/twiki/bin/view/GILDA/WebHome>
- **GILDA Virtual Services**
 - <https://gilda.ct.infn.it/VirtualServices.html>
- **EELA Training Material Repository (per-event basis)**
 - <http://documents.eu-eela.org/?c=Training+Material&as=0&ln=en>
- **EUMEDGRID Training Material Repository (per-topic basis)**
 - <http://documents.eumedgrid.org/?c=Training+materials&as=0&ln=en>

