



Update on CLIC_ILD detector studies

presented by K. Elsener (CERN),
for the CLIC detector study team



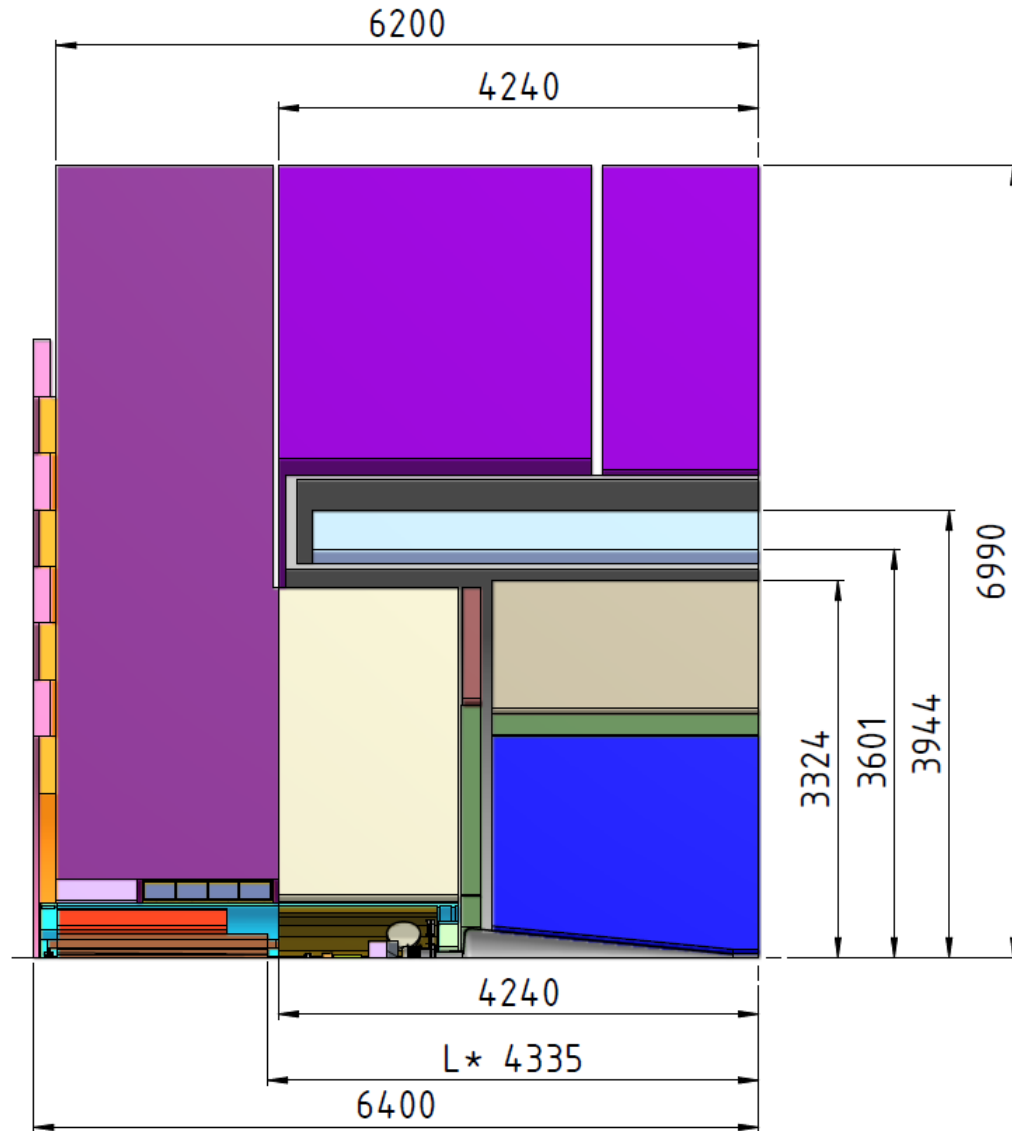
Note:

There are many individual contributions by ILD colleagues to the CLIC detector study – we are very grateful for this.

Thank you very much !

- 1) CLIC detectors for CDR: CLIC_SiD and **CLIC_ILD**
- 2) Modifications of ILD for CLIC
- 3) Overview of work in progress
- 4) A few recent examples
- 5) CLIC CDR and schedule
- 6) Outlook and ILD DBD

1) CLIC detectors: CLIC_ILD





2) Modifications of ILD for CLIC

(The main points)



Detector as short as possible in z, no opening on the IP

B-Field 4 Tesla, no anti-DiD

QD0 and forward elements:

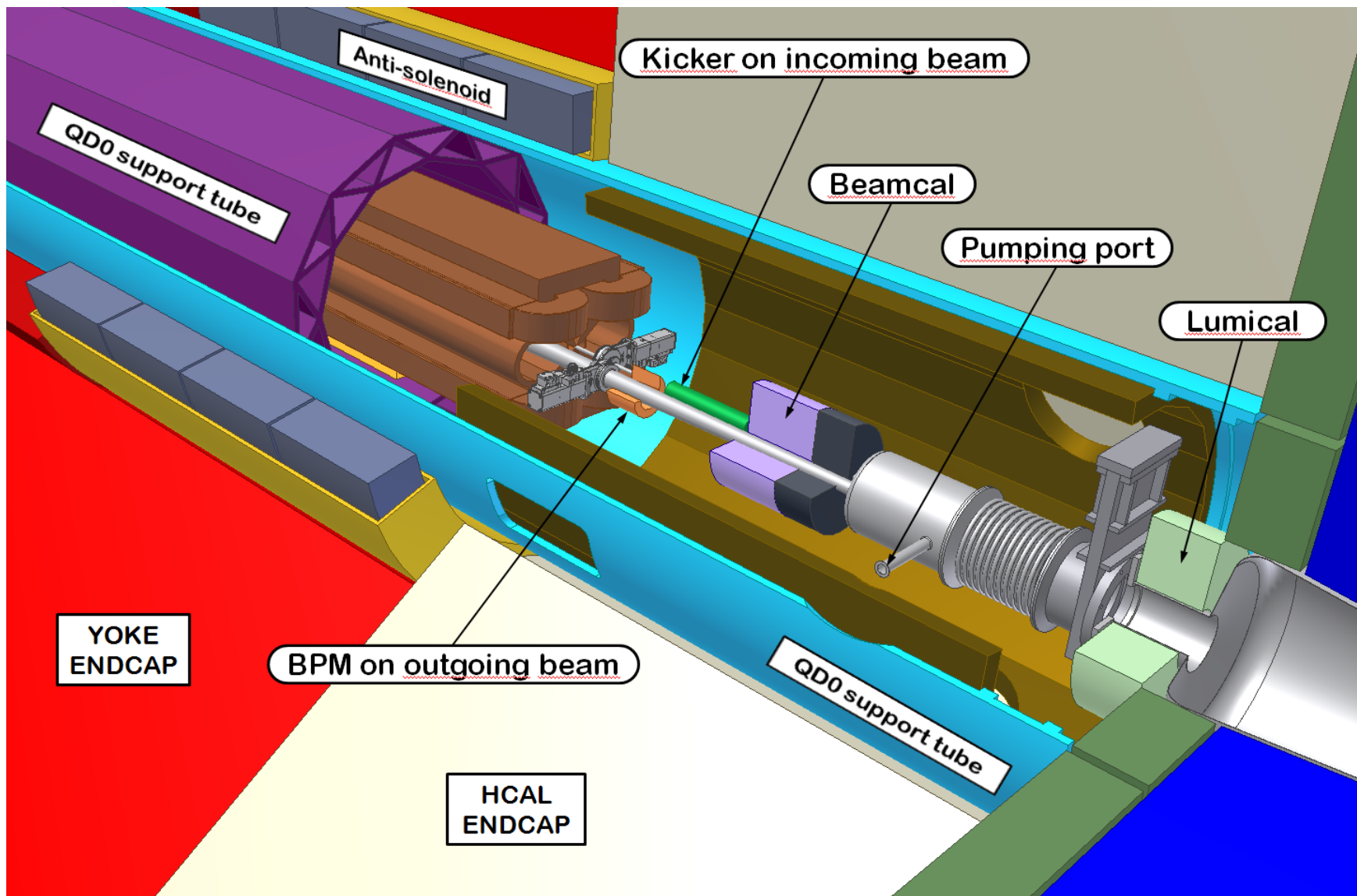
- no LHCAL, LumiCal “outside” ECAL end-cap;
- double-support tube from tunnel (pre-isolator)

Conical part of vacuum pipe becomes “mask” (4 mm steel)
reduce BG from incoh. Pairs

HCAL deeper (7.5 (or 8) lambda)
barrel: Tungsten instead of Steel

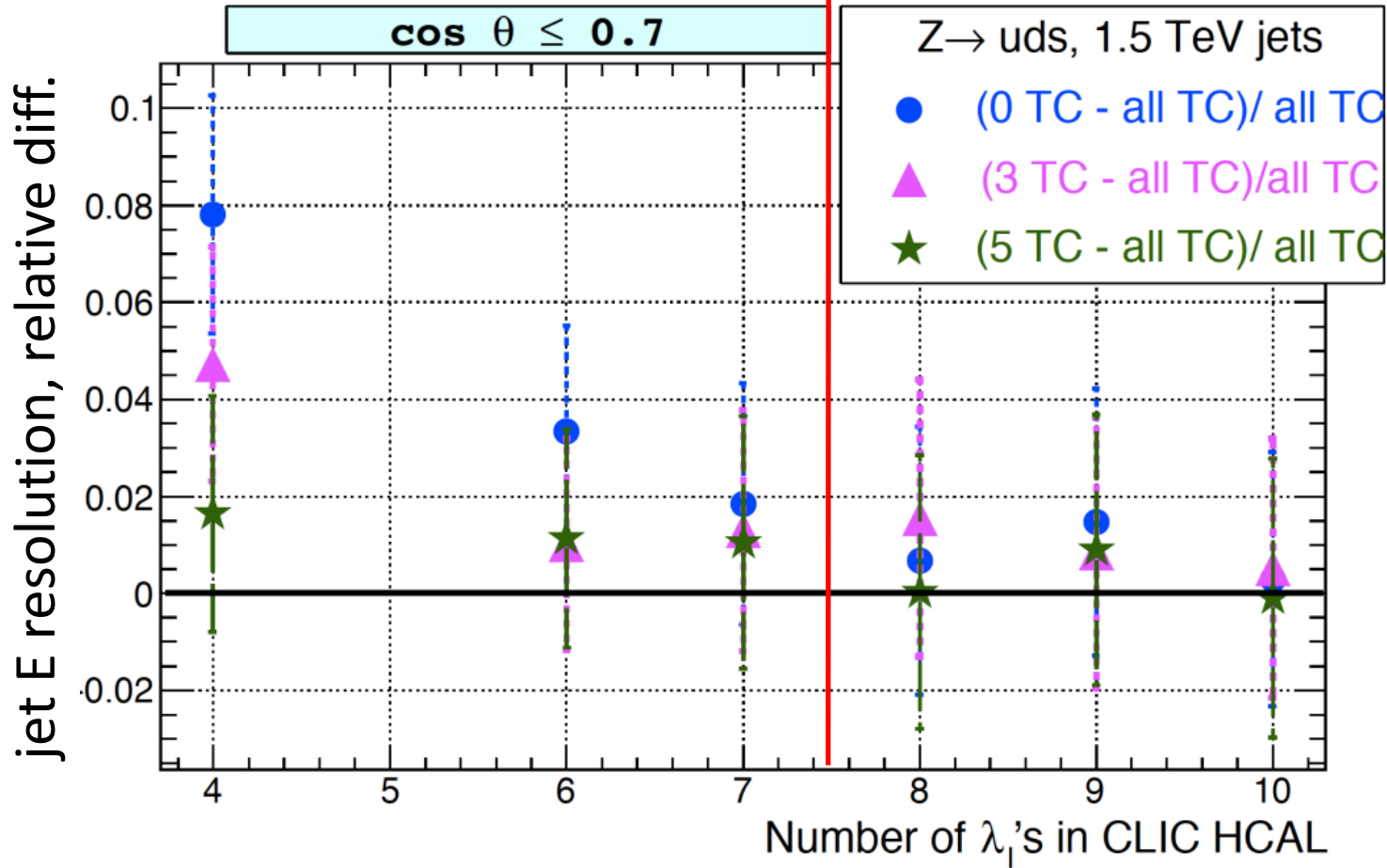
Muon System: optimised, 3x3 detector layers in yoke,
first 3 layers close to coil (tailcatcher)

Geometry for simulations frozen in Nov. 2010



HCAL and Muon System

HCAL design: 7.5 λ , ECAL: 1.0 λ



Active layers:

- RPC (digital) or scintillators (analog)
- Granularity: 3 x 3 cm² sensor size.

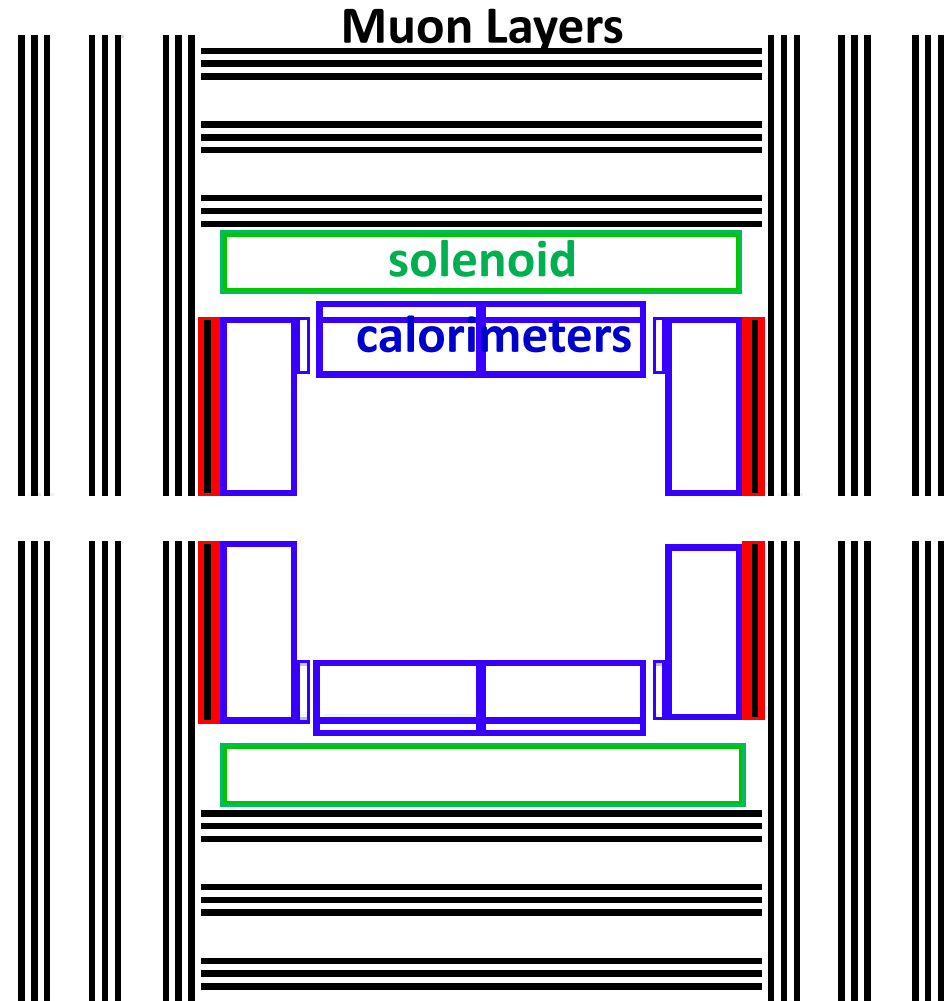
3x3 layered system:

- **Tail-catching** with three layers starting directly after solenoid.

(More layers do not improve jet energy resolutions).

- Outer 2x3 layers allow **two large yoke masses** in the barrel – must carry the longitudinal forces pulling the endcaps inward.

(Preferred over a geometry of six layers at equal distances, which resulted in similar efficiencies.)





3) Overview of work in progress



Understanding backgrounds:

$\gamma\gamma$ - hadrons

incoherent pairs

muons from BDS

Preparation of Software Tools – **finding , fixing “issues” ...**

ILC DIRAC

overlay of background from multiple BX

timing

Benchmark Processes:

squark, sleptons, charginos+ neutralinos,

light and heavy Higgs at 3 TeV c.m.; ttbar at 500 GeV c.m.

-> studies under way (several mini-WG, reports to WG6)

finding issues while software tools are being improved



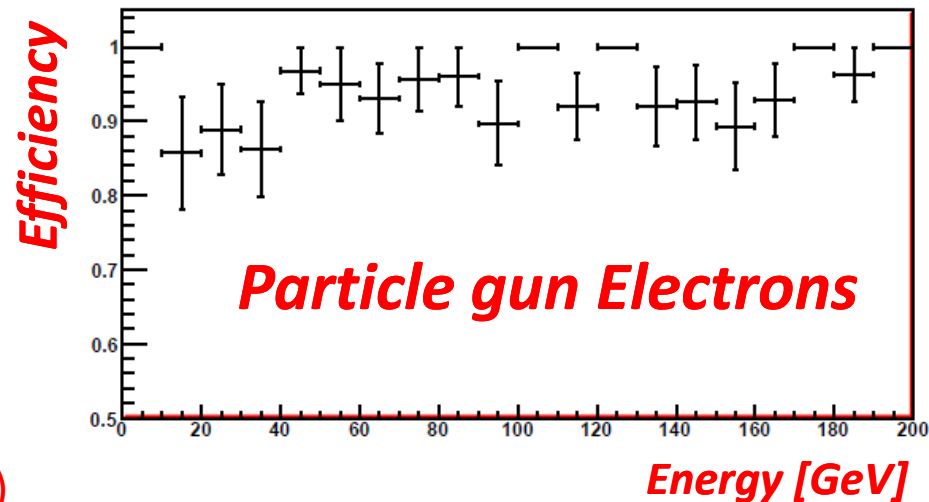
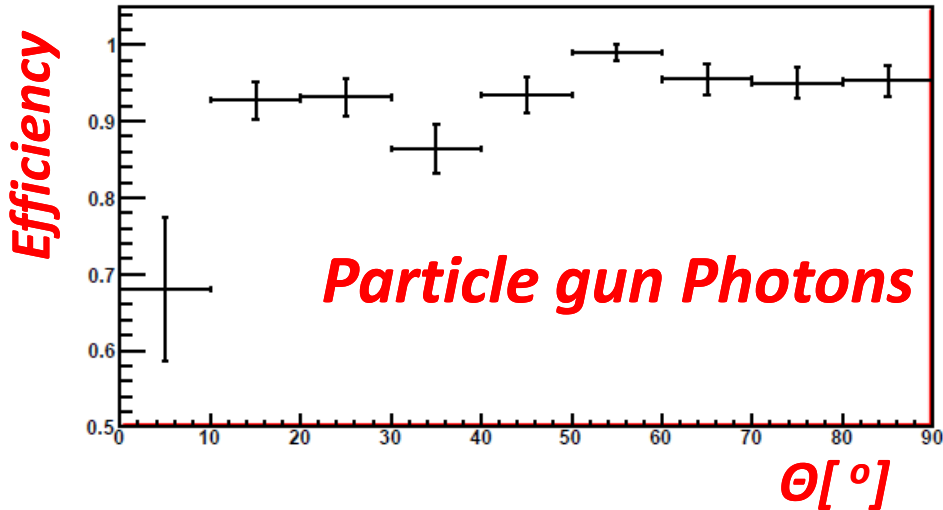
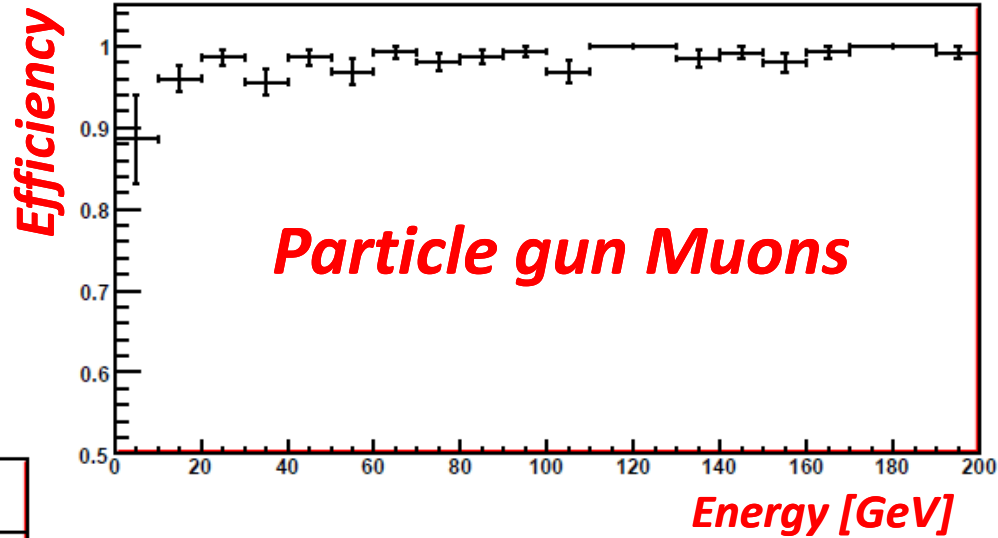
4) A few recent examples



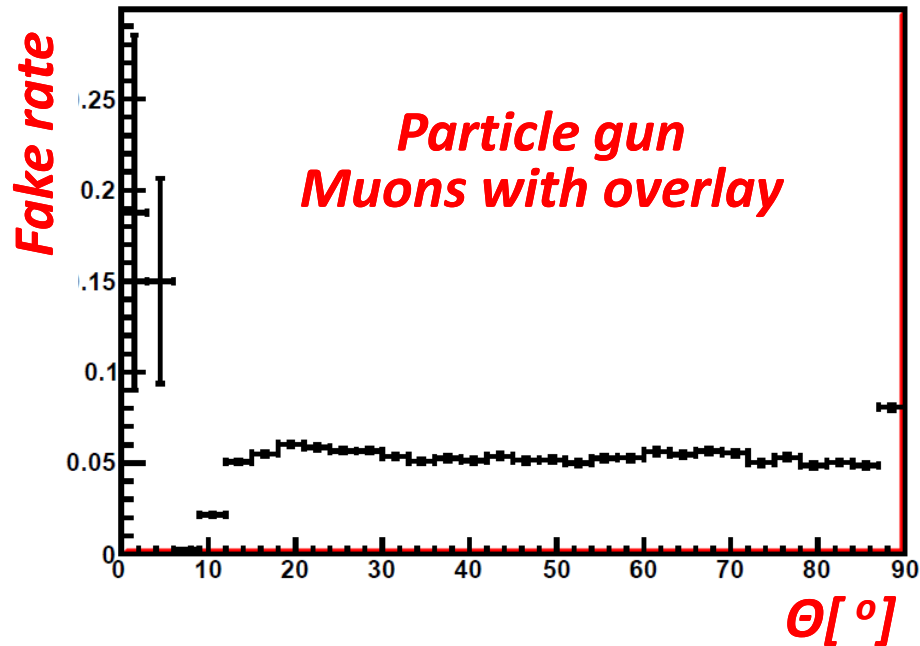
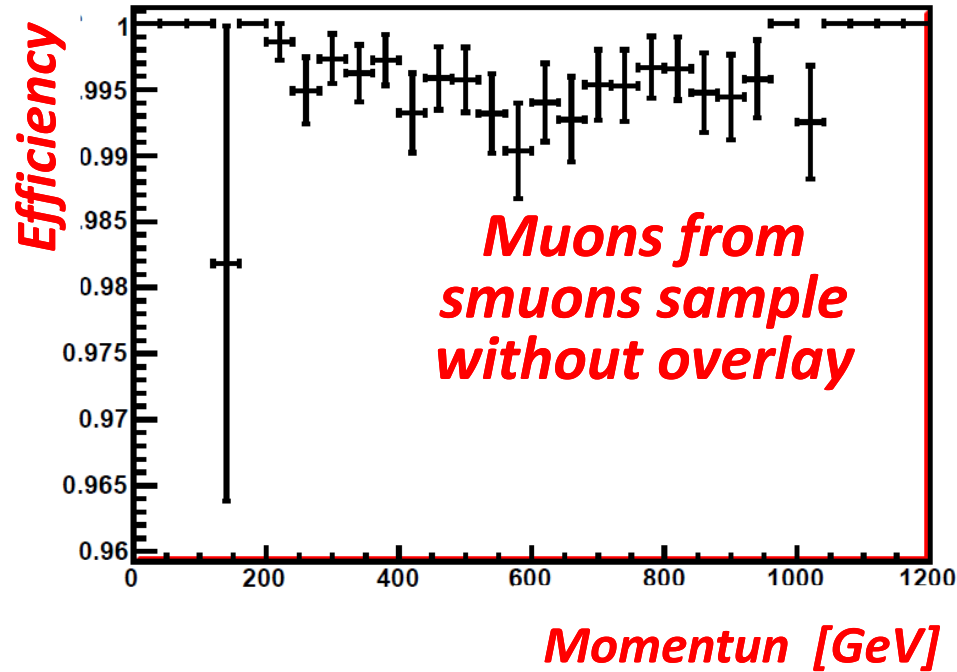
See the CDR preparation working group WG6,
eg. last meeting on 16 March 2011


<https://indico.cern.ch/conferenceDisplay.py?confId=129506>

- Take collections of MCParticles and PFOs of same PDG
- Match them on basis of Energy and position.
- Now used for both ILD and SiD and all particle types



- Take collections of MCParticles and tracks
- Match them: the % of hits of a track, that belong to the MCParticle we want to match it to, has to be $> 75\%$

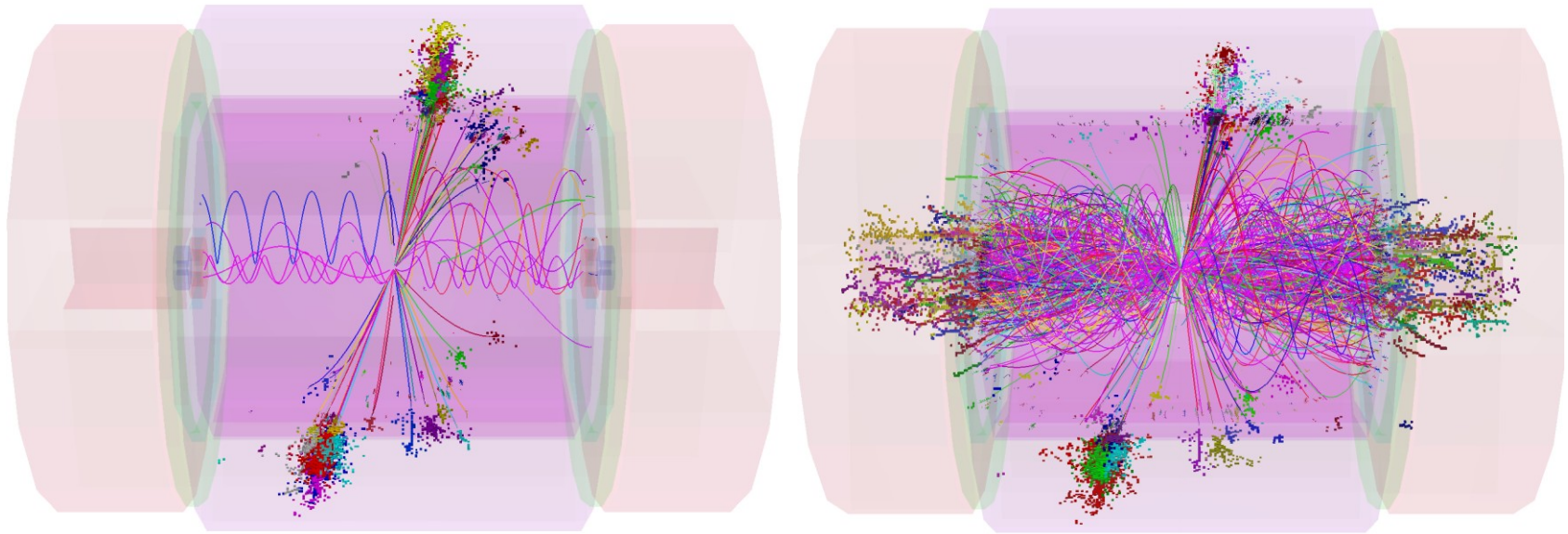





Overlay Reconstruction



- ★ Can now **routinely** process events with overlay !!!
 - few minutes per event
 - overlay **60 BXs gamma gamma -> hadrons** (limited by fortran PatRec)
 - believe to be a good approximation
 - accounts for almost all calorimeter background
 - + TPC PatRec is not an issue (see ALICE reconstruction)
- ★ Compare overlay/non-overlay processing for 1 TeV Z event



1.4 TeV of background (reconstructed particles) !




PFO-based Timing Cuts




★ For each PFO type define two levels of timing cuts (tight, loose)

Default cuts:

Cut	Photon	Neutral h	Charged
Max pT to apply loose cut	4.0 GeV	8.0 GeV	4.0 GeV
Loose timing cut	2.0 ns	2.5 GeV	3.0 ns
pT to apply tight cut	0.75 GeV	0.75 GeV	0.75 GeV
Tight cut	1.0 ns	1.5 ns	1.5 ns
Far forward $\cos\theta$	0.975	0.975	n/a
Far forward loose cut	2.0 ns	2.0 ns	
Far forward tight cut	1.0 ns	1.0 ns	
Track-only min pT			0.5 GeV
Track-only max time at ECAL			10 ns



Selected PandoraNewPFAs

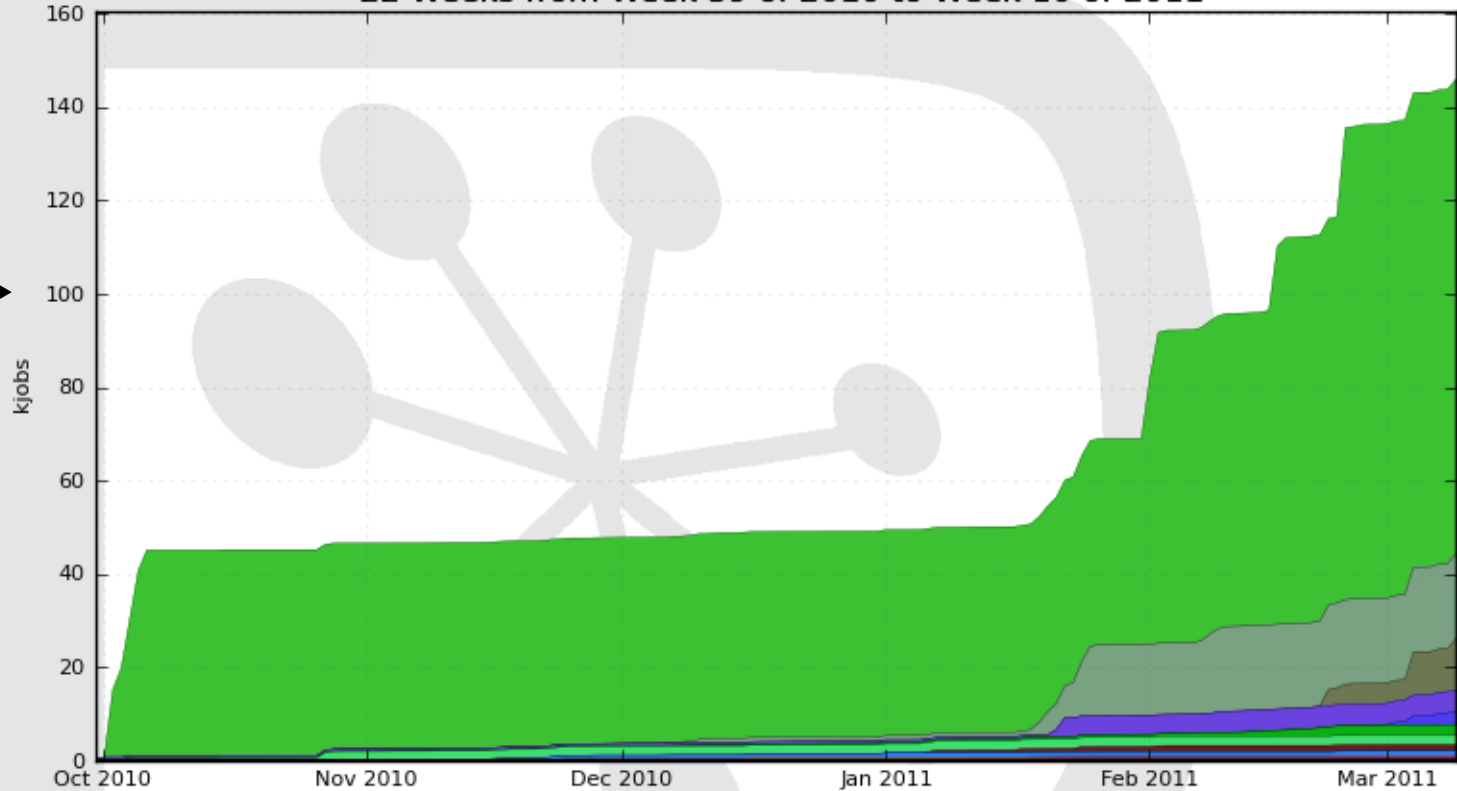


0.2 TeV of background

ILC DIRAC - helps to go fast(er)

User Jobs passed

22 Weeks from Week 39 of 2010 to Week 10 of 2011



P Doublet 101.6

pdoublet	101.6	sposs	2.0	killenb	0.2	jblaha	0.0
pschade	18.1	aespargi	1.3	ismiljan	0.1	erhidle	0.0
lweuste	11.0	alucacit	1.0	voutsina	0.0	dannheim	0.0
erik	4.6	cirkovic	0.4	sailer	0.0	amiyamot	0.0
amunnich	2.8	jnardull	0.2	kseidel	0.0	jacquem	0.0
blaising	2.3	cblam	0.2	jeremy	0.0	jstrube	0.0

Generated on 2011-03-10 14:19:25 UTC



Finding and Fixing “issues”



- great collaboration between
ILD and CLIC Detector Study

- intense, stressful, but very productive

-> EXAMPLES

Symptom	Looking harder	Problem	Cure	Status
Events taking too much time	Too many particles in forward region. High energy photons showering in steel part of beam pipe Too many FTD hits/tracks	Nasty loops in Silicon/ TrackingCLIC	Iterative determination of “phi” segmentation	Fixed (MT)
Loss of efficiency for very high energetic muons	Very high energetic track disappears. No TPC hits stored Only neutrals are left	Hardcoded cut in Tracking/Fortran code at 1 TeV	Set cut at 2TeV	Fixed (SA)
Overlay timing	Memory leaks in overlay processor	3 separate leaks identified		Fixed (AS & JM& PS)
Memory leaks	Memory leaks in FullLDCTracking, VoFinder, TPCDigitization	Several leaks identified		Fixed (AS & JM)
Degradation of Pandora PFA performance	In forward region		Wrong capitalization of steeringparameter	Fixed (JM)
Low muon-ID efficiency in transition region	Hits in different layers not clustered together	Pseudolayer mapping issues	Look for hits in more layers	Fixed (JM & EK)
Different nr of TPC hits if processing X events or skipping X-1 events	Problem in random seed generator		Random seed made dependent on event nr	Fixed (SA)



5) CLIC CDR and schedule



- > European Strategy Update in 2012
- LHC run prolongation to end 2012
- > recent re-scheduling and re-grouping of CDR volumes

Vol 1.: Accelerator

Vol 2.: Physics and Detectors

both ready end of summer 2011

Vol 3.: (formerly “executive summary”)

is the key input to the European Strategy Update

as late as possible in 2012,

depends on detailed schedule of Eur.Strat.Update



6) Outlook and ILD DBD



- > still much work ahead for CDR (physics and detectors)
- > some additional work will be required for the European Strategy Update
- > the CERN LCD group has submitted a list of possible contributions to the ILD_DB, this list is now with the ILD management board for discussion and feedback to LCD

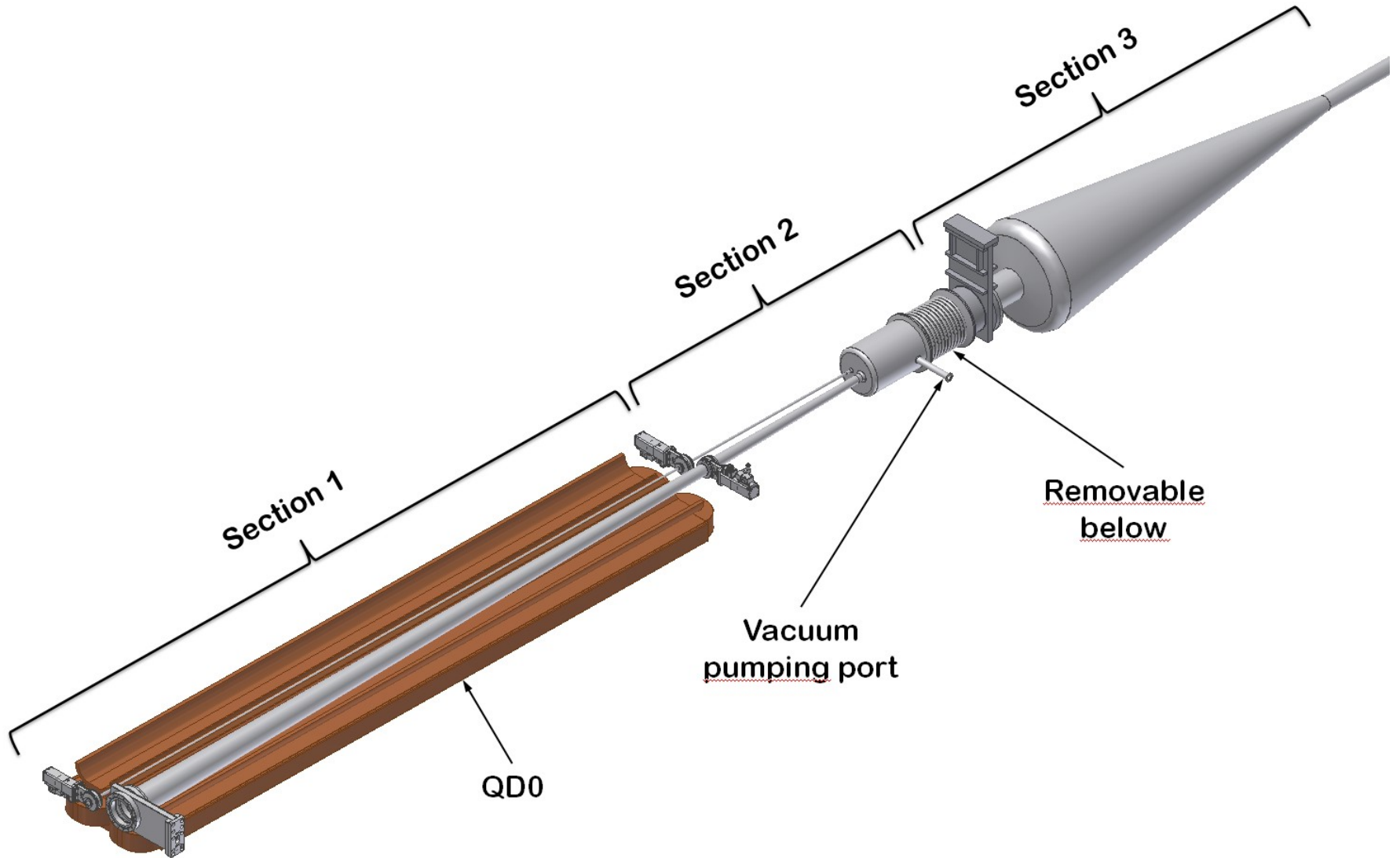
Disclaimer:

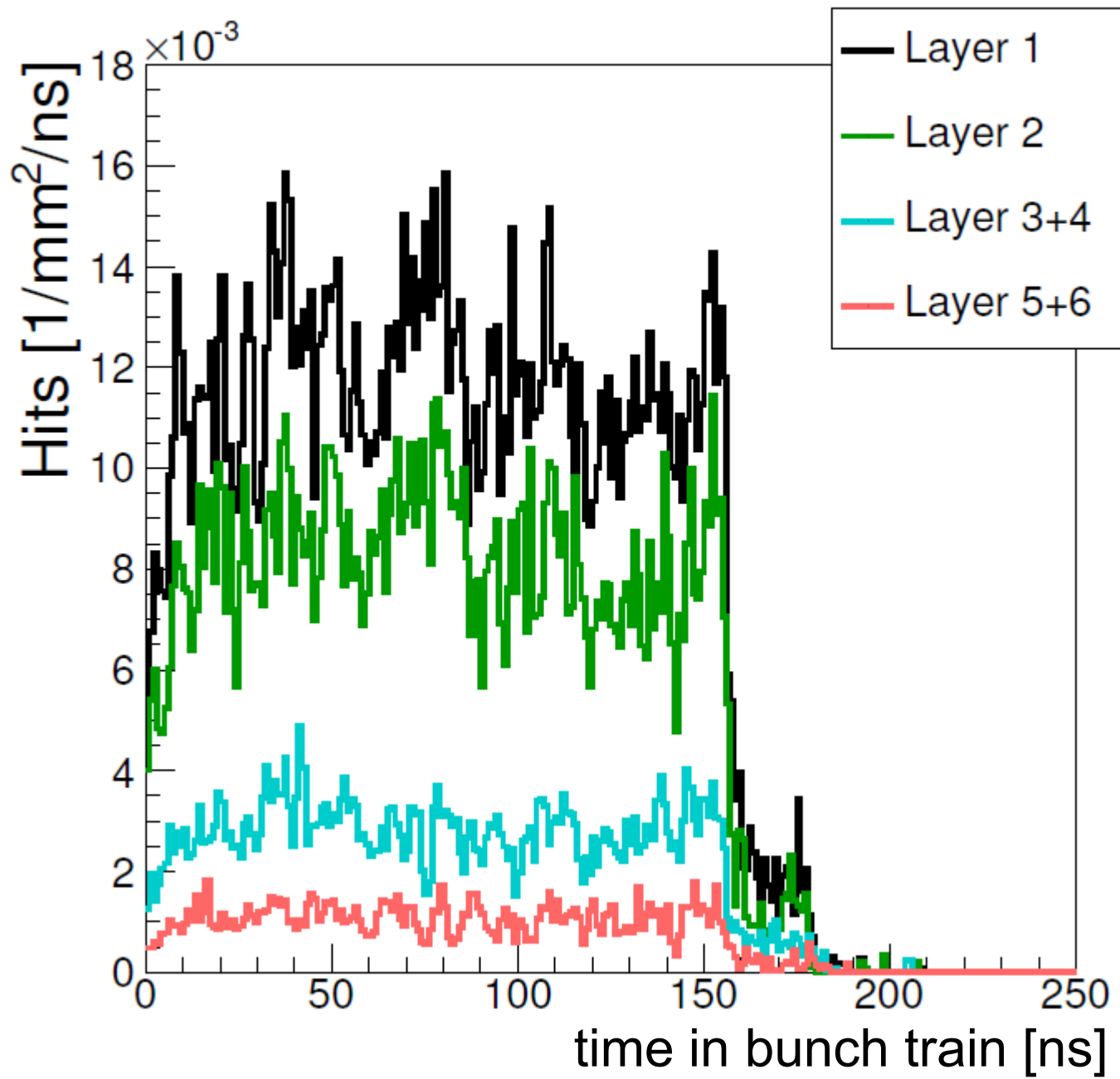
In 2011, the LCD project has come under increasing budgetary pressure at CERN; we hope 2012 will not bring additional surprises



SPARES

Vacuum Layout: Update





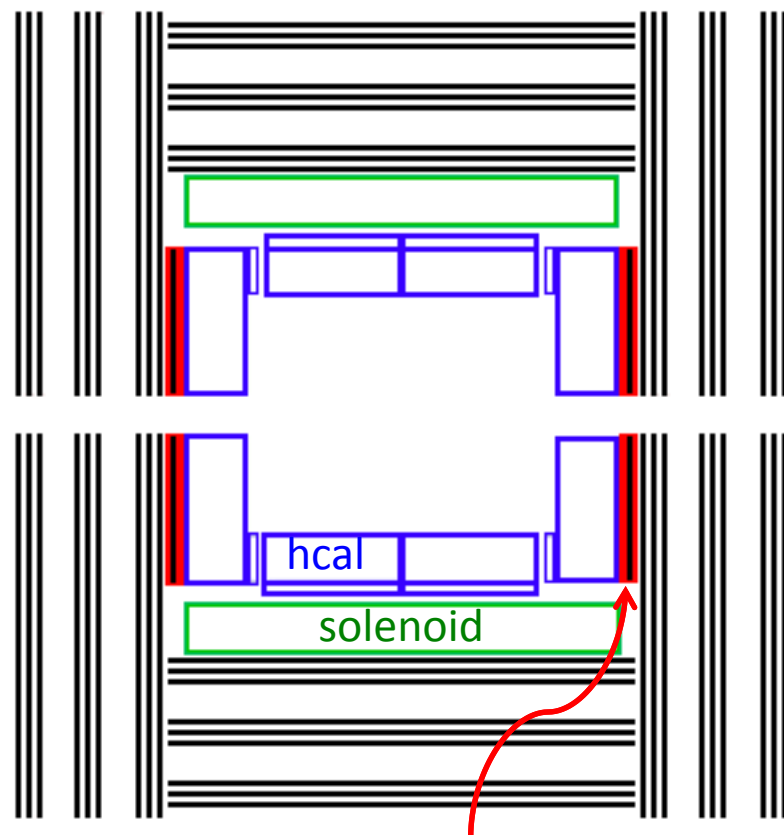
Active layers:

- RPC (digital) or scintillators (analog)
- Granularity: 3 x 3 cm² sensor size.

A 3x3 layered system for:

- Tail-catching with three layers starting directly after solenoid. More layers do not improve jet energy resolutions.
- The outer 2x3 layers give way to two large yoke masses in the barrel. These are to carry the longitudinal forces pulling the endcaps inward.

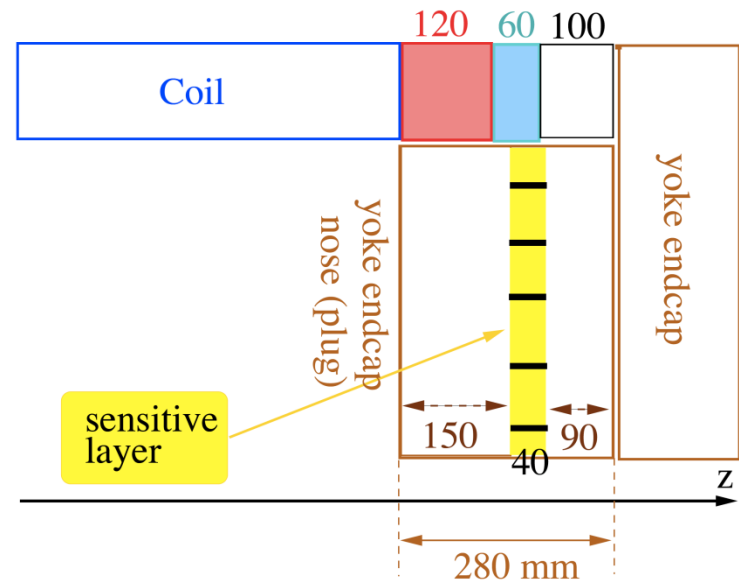
Preferred over a geometry of six layers at equal distances, which resulted in similar efficiencies.



- Each endcap includes a **plug**, with a 10th layer. This is to have the magnetized yoke start immediately where the coil ends, improving B-field uniformity.

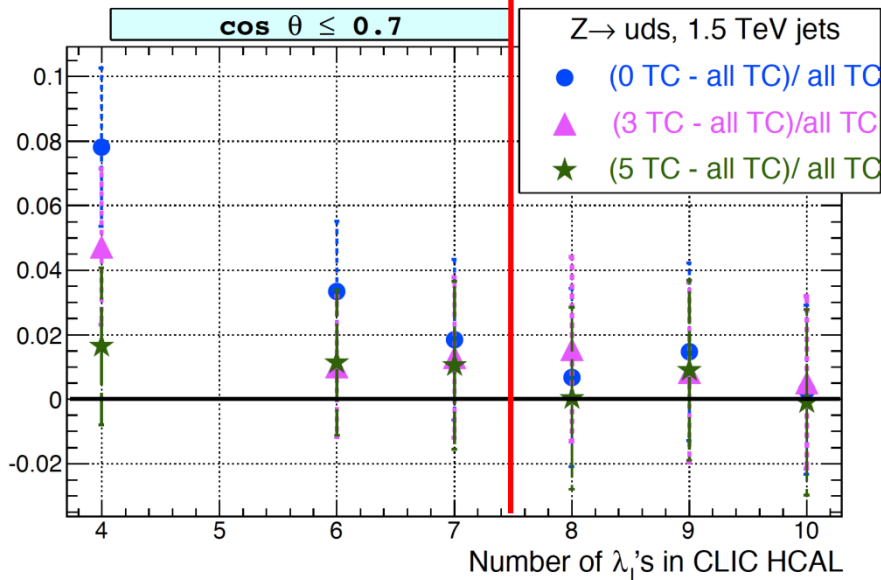
Engineering: need yoke endcap aligned to coil

➤ Avoid 28 cm of steel before first sensitive layer: insert 1 layer after 15 cm.



HCAL design: 7.5λ , ECAL: 1.0λ

jet E resolution, relative diff.



Jet energy resolution studied with different HCAL- and tailcatching depths

➤ In endcap and barrel start yoke instrumentation with three sensitive layers.

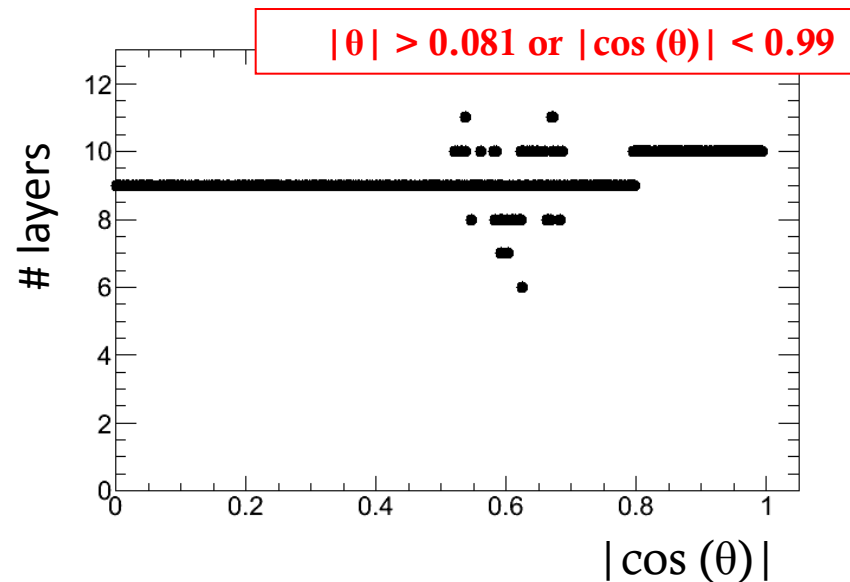
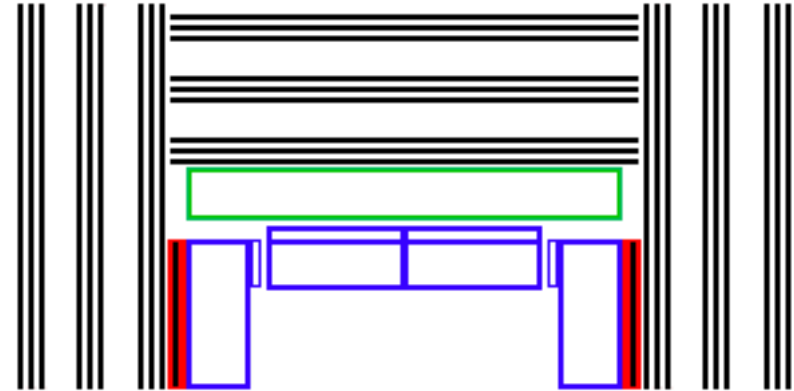
CLIC detector – angular coverage

For muon ID & pattern recognition
2x three layers beyond tail-catcher

➤ Yoke barrel: 9 sensitive layers
Starting with active layer
directly after solenoid

➤ Yoke endcap: 10 sensitive layers
Including single plug layer

In the transition region from barrel to endcap ($0.5 < |\cos(\theta)| < 0.8$) the muon passes sometimes less, sometimes more than 9 layers.



Definitions

Efficiency:

→ matched MCParticles/findable MCParticles

Purity:

→ Matched PFOs/findable PFOs

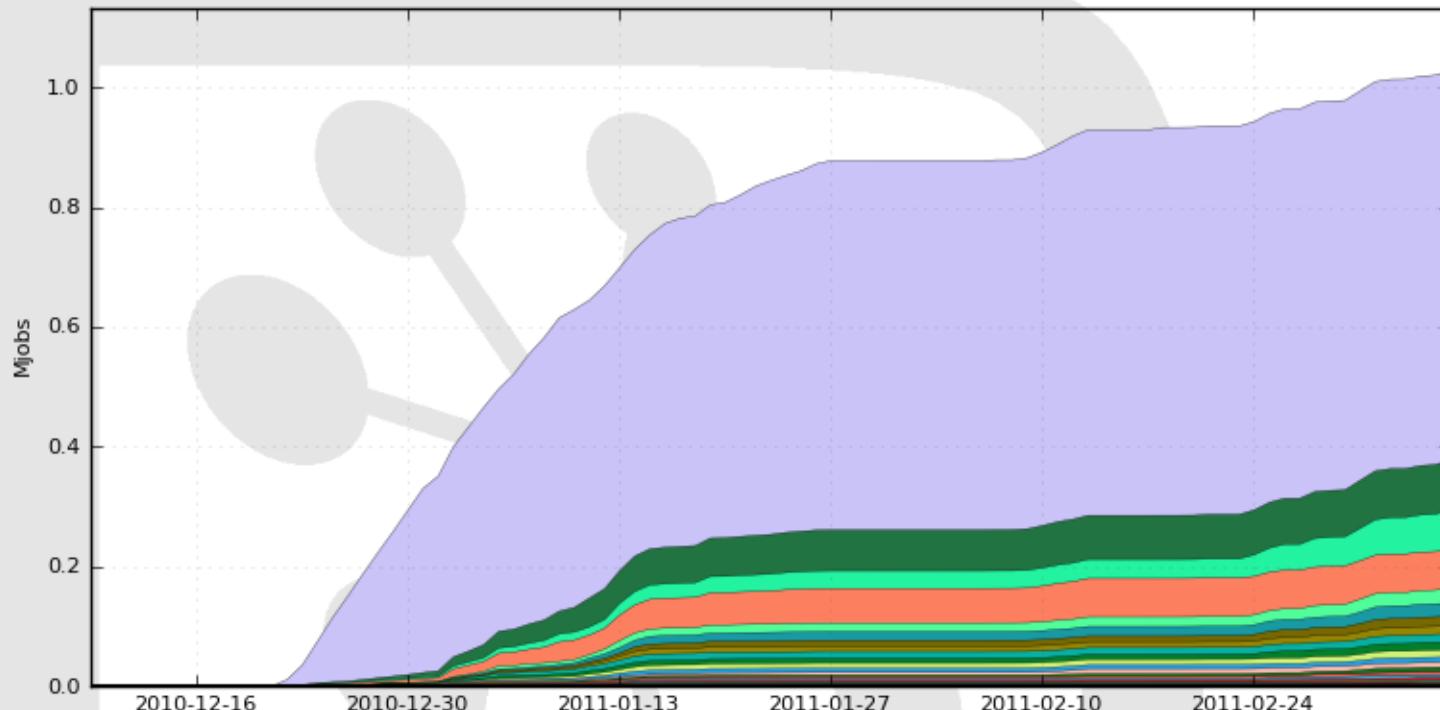
→ These definitions are per MCParticle → see plots
and per Event → see numbers

ILCDIRAC

- ILCDIRAC is based on the DIRAC system
- Used for Mass Production of MC data
- Provides user-friendly interface to the GRID
- Allows handling of large data samples
- Centralized framework for all steps of analysis, from Generation to User Analysis

Production Jobs passed

12 Weeks from Week 49 of 2010 to Week 10 of 2011



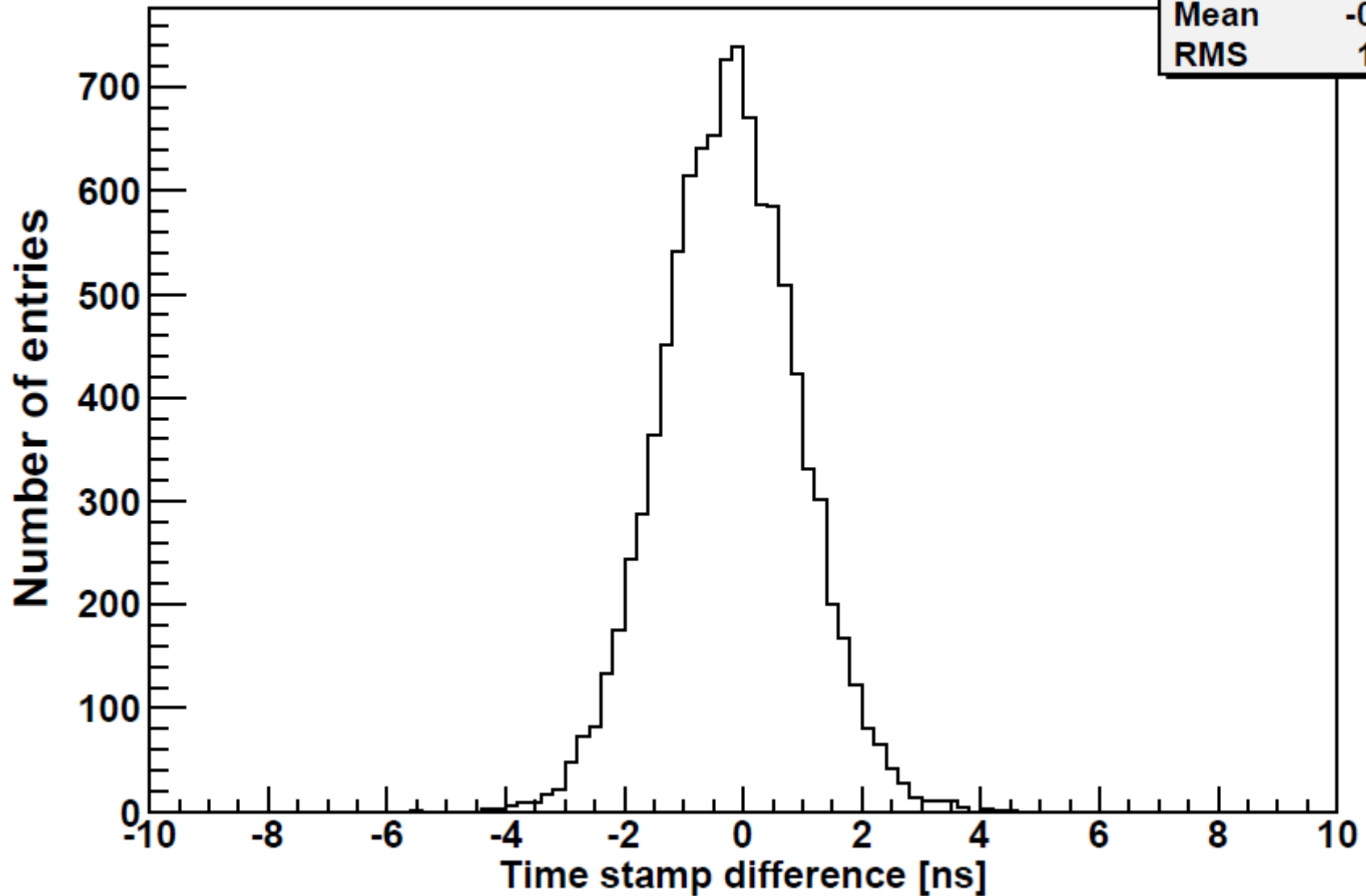
Max: 1.03, Min: 0.00, Average: 0.64, Current: 1.03

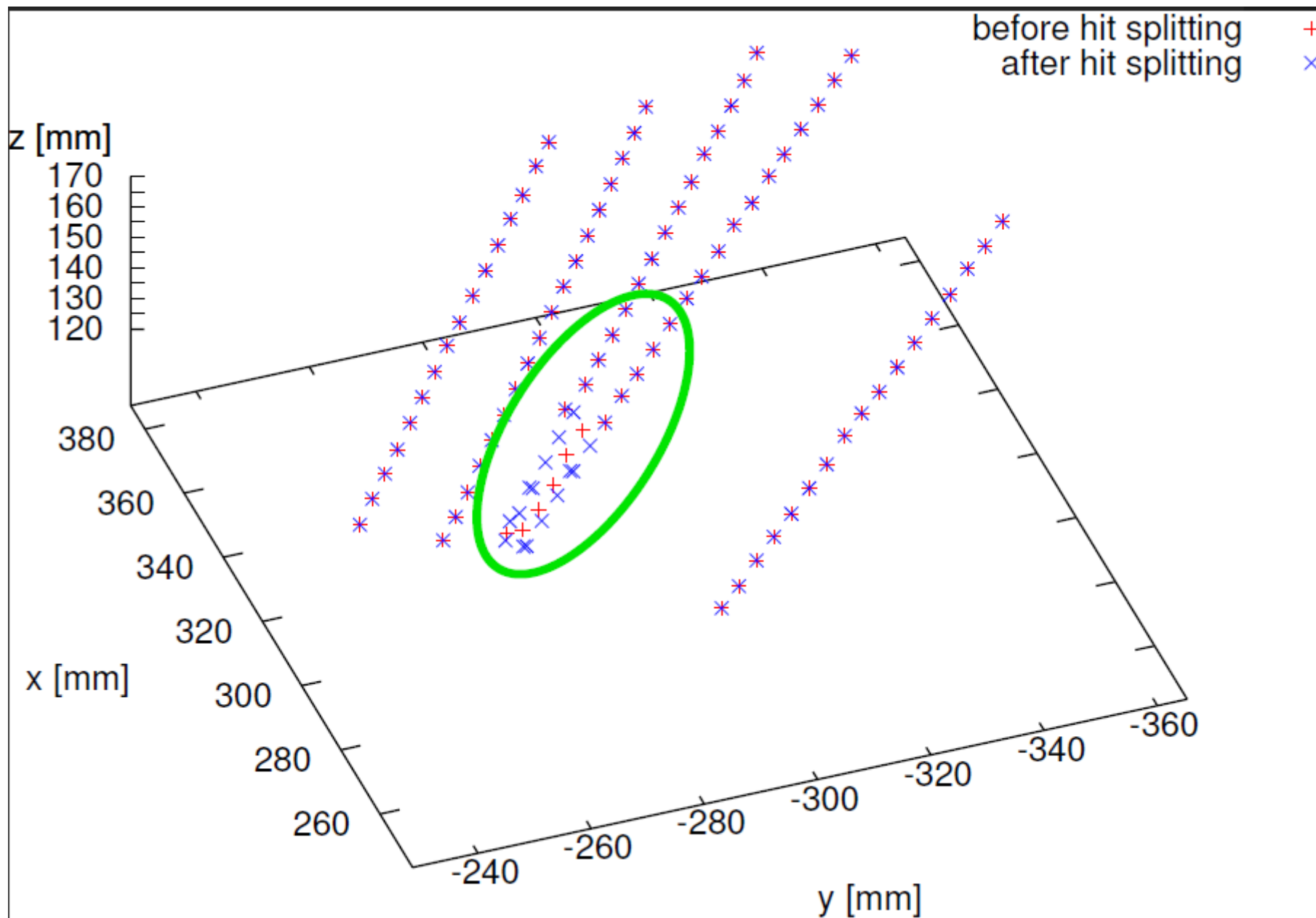
LCG.CERN.ch	0.7	LCG.Liverpool.uk	0.0
LCG.IN2P3-CC.fr	0.1	LCG.DESYZN.de	0.0
LCG.DESY-HH.de	0.1	LCG.GRIF.fr	0.0
LCG.DESY.de	0.1	LCG.Freiburg.de	0.0
LCG.IN2P3-IRES.fr	0.0	LCG.Bristol.uk	0.0
LCG.UKI-LT2-IC-HEP.uk	0.0	LCG.LAPP.fr	0.0
LCG.Manchester.uk	0.0	LCG.NIPNE.ro	0.0
LCG.POLGRID.fr	0.0	LCG.GRIF2.fr	0.0
LCG.Brunel.uk	0.0	... plus 12 more	0.0

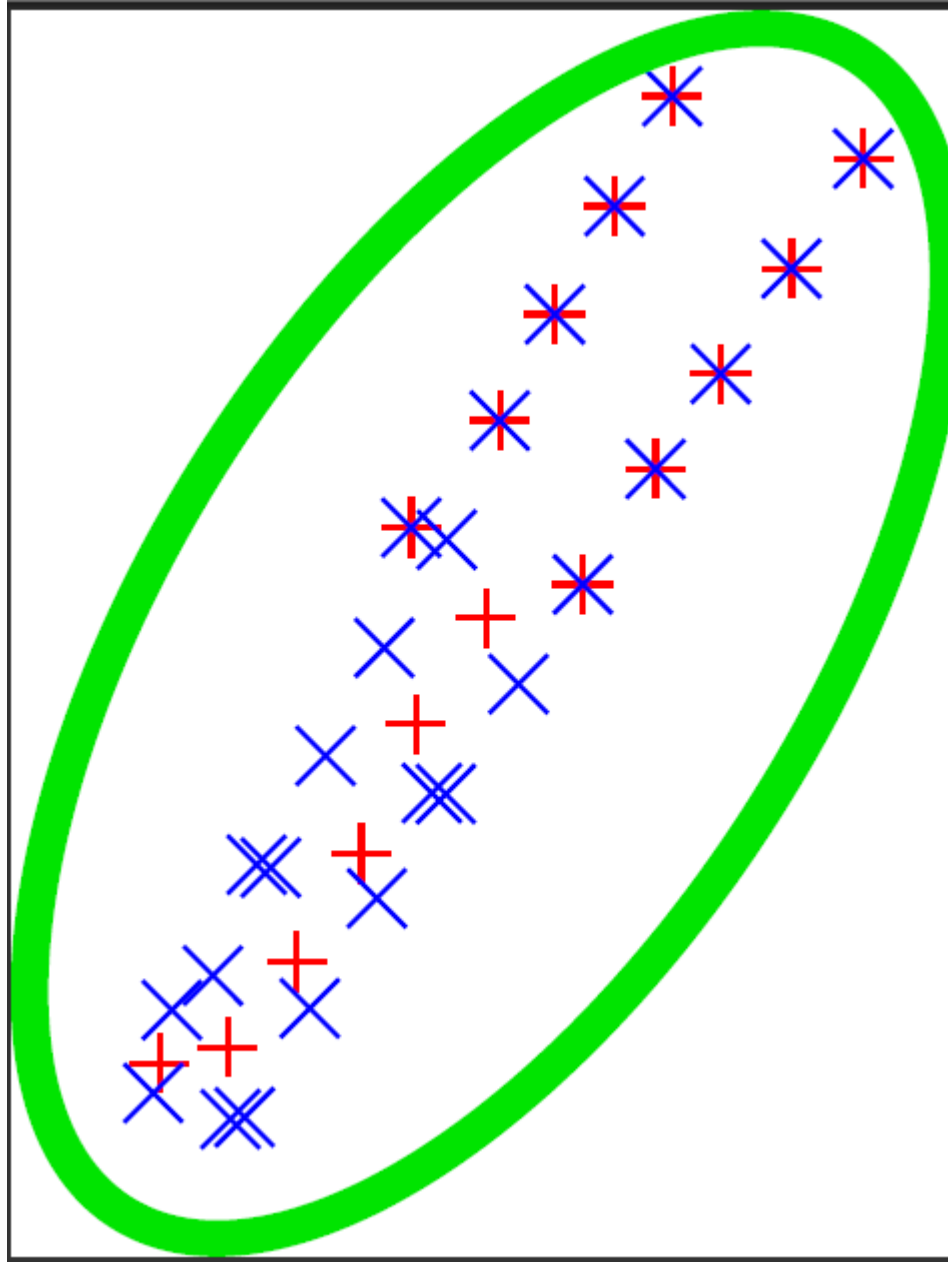
Generated on 2011-03-10 14:23:06 UTC

Difference Reconstructed Time Stamp - MC Time Stamp

timeStampHisto	
Entries	10000
Mean	-0.223
RMS	1.139









Number of SimTrackerHits per bin

Beam Halo Muons

