



ALICE CORE construction funds

- Report on 2006 CORE Expenses
- Update on 2007 CORE Expenses
- Status Common Fund
- Preliminary 2008 CORE Budget
- MoU Addenda



Report on 2006 CORE Expenses



2006 Budget by System & Funding Agency

as agreed by RRB on Oct. 19, 2005

Sum of Pay	System															Grand Total
	Pixel	Drift	Strip	TPC	TRD	TOF	PHOS	Forward	Muons	DAQ	Trigger	HLT	Infrastr.	C/F Cash		
Funding Agency																
CERN	263		1,400	85					260	820			2,000		4,828	
Czech Republic		70													70	
Denmark				30				100							130	
Finland			67					66						49	182	
France IN2P3			100					40	1,250						1,390	
Germany BMBF					414										414	
Germany GSI					917										917	
Greece					35										35	
Italy						1,090									1,090	
Netherlands			750												750	
Norway							495					242			737	
Poland				100			50								150	
Slovak Republic	150										20				170	
Sweden				300											300	
China							300								300	
India								200							200	
JINR					30		143								173	
Mexico								24							24	
Romania					30										30	
Russia LHC-2							1,150		14						1,164	
Russia Other							1,625								1,625	
Ukraine		200	31												231	
United States OSU		10													10	
<i>Grand Total</i>	413	280	2,348	515	1,426	1,090	3,763	430	1,524	820	20	242	2,000	49	14,919	



2006 Expenditure by System & Funding Agency

Payments	System																
	Pixel	Drift	Strip	TPC	TRD	TOF	HMPID	PHOS	Forward	Muons	DAQ	Trigger	ACORDE	HLT	Infrastr.	ComPro	Grand Total
CERN	476		854	82			177			127	649				1,178	243	3,786
Czech Republic		60															60
Denmark				50					300								350
Finland			67						94								161
France CEA										81							81
France IN2P3			377						231	922							1,530
Germany BMBF				47	4,585									136			4,768
Germany GSI				526	283												809
Greece					56												56
Hungary											395						395
Italy	135	1,857	1,182			5,387			108	71							8,740
Netherlands			248														248
Norway																	119
Poland				140						50							190
Slovak Republic	73																73
Sweden				277													277
United Kingdom												192					192
China															187		337
India									200	210						95	505
JINR					100			200								200	500
Mexico									300				84				384
Romania NIPNE					96												96
Russia LHC-2						71		1,048	33	71							1,223
Russia Other								1,667								329	1,996
Ukraine		58	58														116
United States OSU		18															18
Grand Total	684	1,992	2,787	1,122	5,120	5,458	177	3,234	1,266	1,481	1,045	192	84	136	1,365	866	27,007



Sum of Payments	Year										
Funding Agency	1997	1998	1999	2000	2001	2002	2003	2004	2005	2006	Grand Total
CERN	65	60	486	595	1,663	5,427	2,883	2,042	2,661	3,786	19,667
Czech Republic	36	50	55	55	35	40	45	80	107	60	563
Denmark			10	5	105	55	105	105	455	399	1,239
Finland		5	5	5	7	5	284	238	200	259	1,009
France CEA		5	5	50	144	290	335	535	196	81	1,641
France IN2P3		25	73	569	173	2,861	807	1,067	2,150	1,703	9,427
Germany BMBF		20	30	10	1,298	1,357	2,218	2,985	2,373	5,258	15,549
Germany GSI		5	5	235	904	427	905	1,034	1,814	889	6,218
Greece			110	160	5	10		19		134	438
Hungary		5	5	5	5	5	5	5	17	480	532
Italy		100	622	334	1,471	2,285	3,350	4,200	5,921	8,740	27,023
Netherlands		105	110	36	72	345	746	437	362	283	2,496
Norway		10	10	10	10	10	61	601	269	189	1,170
Poland		5	10	25	5	165	202	150	55	200	817
Slovak Republic			20	95	105	61	180	140	125	83	809
Switzerland				5							5
Sweden		5	5	5	5	121	615	547	1,402	277	2,982
United Kingdom		5	5	52	34	5	225	340	845	201	1,712
Armenia			2		5	5	8	8	5	5	38
China		5				160	185	188	256	337	1,131
Croatia				5	70	17	85	5	5		187
India				30	15	228	822	1,067	562	505	3,229
JINR		50	85		310	452	311	288	5	515	2,015
Mexico				5	5	15	5	30	100	384	544
Romania ISS										45	45
Romania NIPNE						15	100	15	168	115	413
Russia LHC-2	327	120	565	387	350	694	697	745	899	1,223	6,007
Russia Other						1,970	2,242	2,562	1,274	2,006	10,054
South Africa						5	5		5		15
Ukraine		10	50	165	70	40	20	263	261	121	1,000
United States Creightor							5	5	5		15
United States OSU			10	5	28	7	5	15	10	18	98
Grand Total	427	590	2,278	2,849	6,894	17,078	17,456	19,714	22,508	28,293	118,086

Cumulative payments 1997 - 2006 by F/A

unit: KCHF

NB:
 1 - In red: correction w.r.t. CERN-RRB-2007-034
 2 - Includes payments into Common Fund and Commissioning & Integration



Cumulative payments 1997 - 2006 by System

System	Sum of Payments										Grand Total
	Year										
	1997	1998	1999	2000	2001	2002	2003	2004	2005	2006	
Pixel					90	814	168	885	640	684	3,281
Drift	36	40	213	116	93	820	457	910	1,757	1,992	6,434
Strip			100	161	100	1,275	1,542	1,785	2,003	2,787	9,753
ITS-CMA	22	12	45	31	40	15	22	9			196
TPC				321	2,496	2,409	2,266	1,866	2,200	1,122	12,680
TRD					68	560	2,197	3,092	1,975	5,120	13,011
TOF				29	6		1,370	1,515	2,759	5,458	11,137
Pestov/PPC	143	43	210								396
HMPID		4	13	50	306	783	316	167	189	177	2,005
PHOS	114	41	120	292	161	2,570	2,731	3,446	2,098	3,234	14,806
Forward			304	154	17	280	194	361	1,198	1,266	3,774
Muons	49	120	372	232	1,247	5,138	4,571	2,981	3,214	1,481	19,404
DAQ									647	1,045	1,691
Trigger				47	29		200	200	233	192	901
ACORDE								30		84	114
HLT						10	3	341	51	136	541
Infrastr.					558	281	719	710	1,106	1,365	4,739
ComPro	65		9	11	61	114	117		162	866	1,404
C/F Fee		230	252	270	225	255	241	178	230	90	1,971
C/F Cash/C&I		100	640	1,135	1,399	1,752	342	1,237	2,047	1,196	9,848
Grand Total	427	590	2,278	2,849	6,894	17,078	17,456	19,714	22,508	28,293	118,086

unit: kCHF

NB:

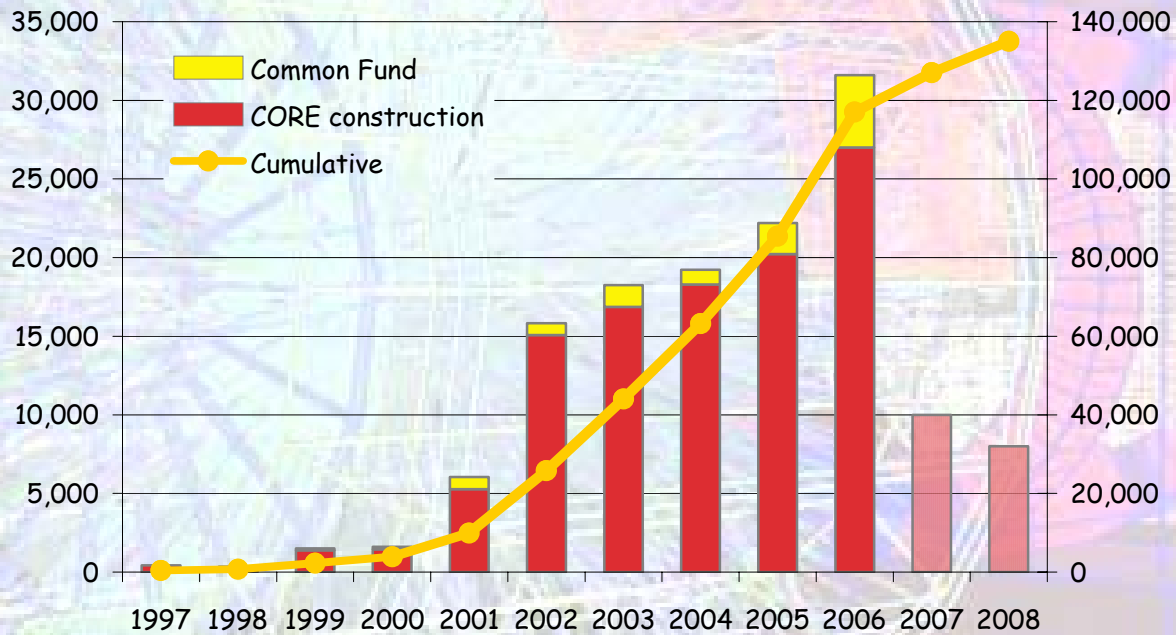
1 - In red: correction w.r.t. CERN-RRB-2007-034

2 - Includes payments into Common Fund and Commissioning & Integration



CORE expenditure 1997 - 2008

(kCHF)



2007: approved budget
2008: preliminary estimate



Update on 2007 CORE Expenses



2007 Budget - by System & Funding Agency

as approved by RRB 25 Oct. 2006

Sum of Pay	System											Grand Total
Funding Agency	Pixel	TRD	TOF	PHOS	Forward	Muons	DAQ	Trigger	HLT	Infrastr.	C/F Cash/C&I	Grand Total
CERN	78						351			1,500		1,929
Finland					32							32
France IN2P3						404					174	578
Germany BMBF									803			803
Germany GSI		1,240							279			1,519
Greece		50										50
Italy			2,700									2,700
Poland				63								63
United Kingdom								10				10
China				250								250
Japan				570								570
JINR		50		125								175
Romania		75										75
Russia LHC-2				600								600
Russia other				1,063								1,063
Grand Total	78	1,415	2,700	2,670	32	404	351	10	1,082	1,500	174	10,415



Status Common Fund



Common Fund, C&I Contributions 1997 - 2006

Unit: kCHF

Cutoff date: **31 December, 2006**

*) Modified by MoU Addendum

***) Balance = Funds received - Funds due

	Total payments					Funds due (agreed)		
	Fee	Cash	C&I	InKind	Total	MoU	C&I	Balance *)
CERN	30.0	2,566.0	5.0	346.9	2,947.9	2,700.0	5.0	242.9
Czech Republic	80.0	40.0	46.0		166.0	120.0	32.0	14.0
Denmark	40.0	80.0	49.0		169.0	120.0	49.0	
Finland	40.0	60.0	38.5		138.5	100.0	42.0	-3.5
France CEA	40.0	110.0	71.0		221.0	150.0	71.0	
France IN2P3	125.0	775.0	173.0		1,073.0	900.0	347.0	-174.0
Germany BMBF	210.7	1,069.3	490.0		1,770.0	1,280.0	490.0	
Germany GSI	40.0	680.0	278.0		998.0	720.0	278.0	
Greece	35.0	77.5			112.5	125.0 *)	5.0	-17.5
Hungary	45.0	55.0	37.0		137.0	100.0	27.0	10.0
Italy	445.0	1,155.0	649.7		2,249.7	1,600.0	649.0	0.7
Netherlands	40.0	180.0	87.0		307.0	220.0	87.0	
Norway	85.0	55.0	66.0		206.0	140.0	66.0	
Poland	117.0				117.0	120.0	15.0	-18.0
Slovak Republic	90.0	-6.4	36.0	16.4	136.0	100.0	36.0	
Spain/Cuba						45.0		-45.0
Sweden	45.0	255.0	124.0		424.0	300.0	119.0	5.0
Switzerland	5.0				5.0	5.0		
United Kingdom	40.0	120.0	64.0		224.0	160.0	64.0	
Subtotal MS	1,552.7	7,271.4	2,214.2	363.3	11,401.6	9,005.0	2,382.0	14.6
Armenia	33.0			4.8	37.8	40.0	11.0	-13.3
China	5.0				5.0	120.0 *)	15.0	-130.0
Croatia	45.0	40.0	17.0		102.0	100.0 *)	17.0	-15.0
India	120.0	80.0		137.2	337.2	300.0	15.0	22.2
Japan						150.0 *)		-150.0
JINR	40.0		5.0	199.6	244.6	240.0 *)	5.0	-0.4
Korea, Rep. Of						100.0 *)		-100.0
Mexico	40.0				40.0	100.0 *)	10.0	-70.0
Romania ISS	40.0	5.0			45.0	45.0 *)		
Romania NIPNE	40.0	45.0			85.0	100.0	5.0	-20.0
Russia	85.0			699.3	784.3	1,300.0	10.0	-525.7
Ukraine	70.0				70.0	100.0	47.0	-77.0
South Africa	15.0				15.0	40.0 *)	5.0	-30.0
USA Creighton	15.0				15.0	40.0	5.0	-30.0
USA (Oak Ridge)						40.0	5.0	-45.0
USA (OSC)						40.0	5.0	-45.0
USA (OSU)	40.0				40.0	40.0	9.0	-9.0
Subtotal NMS	588.0	170.0	22.0	1,040.9	1,820.9	2,895.0	164.0	-1,238.2
Subtotal MS + NMS	2,140.7	7,441.4	2,236.2	1,404.2	13,222.4	11,900.0	2,546.0	-1,223.6
Interest	450.9		10.5		461.4			
Totals	2,591.6	7,441.4	2,246.7	1,404.2	13,683.8	11,900.0	2,546.0	-1,223.6



Common Fund, C&I Contributions 1997 - 2007

Unit: kCHF

Cutoff date: **25 April 2007**

*) Modified by MoU Addendum

***) Balance = Funds received - Funds due

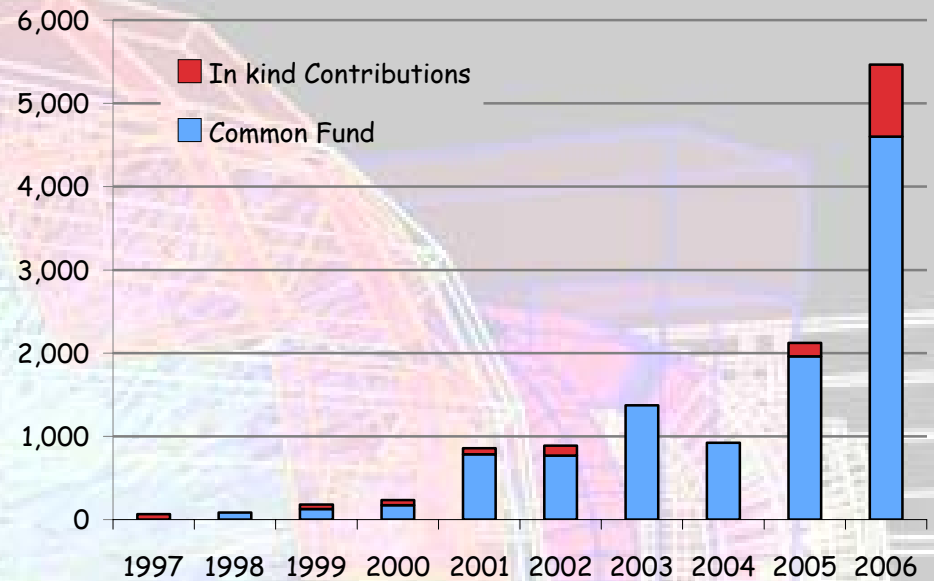
	Total payments					Funds due (agreed)		
	Fee	Cash	C&I	InKind	Total	MoU	C&I	Balance *)
CERN	30.0	2,566.0	5.0	346.9	2,947.9	2,700.0	5.0	242.9
Czech Republic	80.0	40.0	46.0		166.0	120.0	32.0	14.0
Denmark	40.0	80.0	49.0		169.0	120.0	49.0	
Finland	40.0	60.0	3.5		103.5	100.0	42.0	-38.5
France CEA	40.0	110.0	71.0		221.0	150.0	71.0	
France IN2P3	125.0	775.0	173.0		1,073.0	900.0	347.0	-174.0
Germany BMBF	210.7	1,069.3	490.0		1,770.0	1,280.0	490.0	
Germany GSI	40.0	680.0	278.0		998.0	720.0	278.0	
Greece	35.0	90.0	5.0		130.0	125.0 *)	5.0	
Hungary	45.0	55.0	37.0		137.0	100.0	27.0	10.0
Italy	445.0	1,155.0	649.7		2,249.7	1,600.0	649.0	0.7
Netherlands	40.0	180.0	87.0		307.0	220.0	87.0	
Norway	85.0	55.0	66.0		206.0	140.0	66.0	
Poland	117.0				117.0	120.0	15.0	-18.0
Slovak Republic	90.0	-6.4	36.0	16.4	136.0	100.0	36.0	
Spain/Cuba		45.0			45.0	45.0		
Sweden	45.0	255.0	124.0		424.0	300.0	119.0	5.0
Switzerland	5.0				5.0	5.0		
United Kingdom	40.0	120.0	64.0		224.0	160.0	64.0	
Subtotal MS	1,552.7	7,328.9	2,184.2	363.3	11,429.1	9,005.0	2,382.0	42.1
Armenia	33.0			4.8	37.8	40.0	11.0	-13.3
China	5.0				5.0	120.0 *)	15.0	-130.0
Croatia	45.0	40.0	17.0		102.0	100.0 *)	17.0	-15.0
India	120.0	80.0		137.2	337.2	300.0	15.0	22.2
Japan		75.0			75.0	150.0 *)		-75.0
JINR	40.0		5.0	199.6	244.6	240.0 *)	5.0	-0.4
Korea, Rep. Of						100.0 *)		-100.0
Mexico	40.0				40.0	100.0 *)	10.0	-70.0
Romania ISS	40.0	5.0			45.0	45.0 *)		
Romania NIPNE	40.0	55.0			95.0	100.0	5.0	-10.0
Russia	85.0			699.3	784.3	1,300.0	10.0	-525.7
Ukraine	70.0				70.0	100.0	47.0	-77.0
South Africa	15.0				15.0	40.0 *)	5.0	-30.0
USA Creighton	15.0				15.0	40.0	5.0	-30.0
USA (Oak Ridge)						40.0	5.0	-45.0
USA (OSC)						40.0	5.0	-45.0
USA (OSU)	40.0				40.0	40.0	9.0	-9.0
Subtotal NMS	588.0	255.0	22.0	1,040.9	1,905.9	2,895.0	164.0	-1,153.2
Subtotal MS + NMS	2,140.7	7,583.9	2,206.2	1,404.2	13,334.9	11,900.0	2,546.0	-1,111.1
Interest	450.9		10.5		461.4			
Totals	2,591.6	7,583.9	2,216.7	1,404.2	13,796.3	11,900.0	2,546.0	-1,111.1



Closing date:
December 31, 2006

Common Fund Expenditure 1997 - 2006

unit: kCHF



CORE	Description	1997	1998	1999	2000	2001	2002	2003	2004	2005	2006	Total
5.1	DAQ							18.7	1.4	292.7	677.6	990.4
6.1.1	Local Area		36.6	4.0		139.7	183.6	280.0	248.6	444.8	644.3	1,981.5
6.1.2	Support Structures				63.9		102.9	1,000.4	301.6	161.3	52.6	1,682.7
6.1.3	Services						0.0	12.8	60.1	455.1	2,926.6	3,454.6
6.1.4	Vacuum Chamber					21.6	50.0	23.3	37.8	125.2	470.3	728.2
6.1.5	L3 Dismantling				70.0	253.0	0.9	-77.6				246.3
6.1.6	Installation			3.9	36.3	208.8	193.2	9.3	75.2	419.9	754.3	1,700.8
6.2.1	L3 Magnet	64.8	48.5	173.1	65.2	234.3	356.1	105.3	198.7	223.6	-58.7	1,410.7
		64.8	85.1	180.9	235.3	857.4	886.7	1,372.2	923.3	2,122.6	5,466.9	12,195.1

(includes cash and in-kind)



Common Fund Balance

(kCHF)

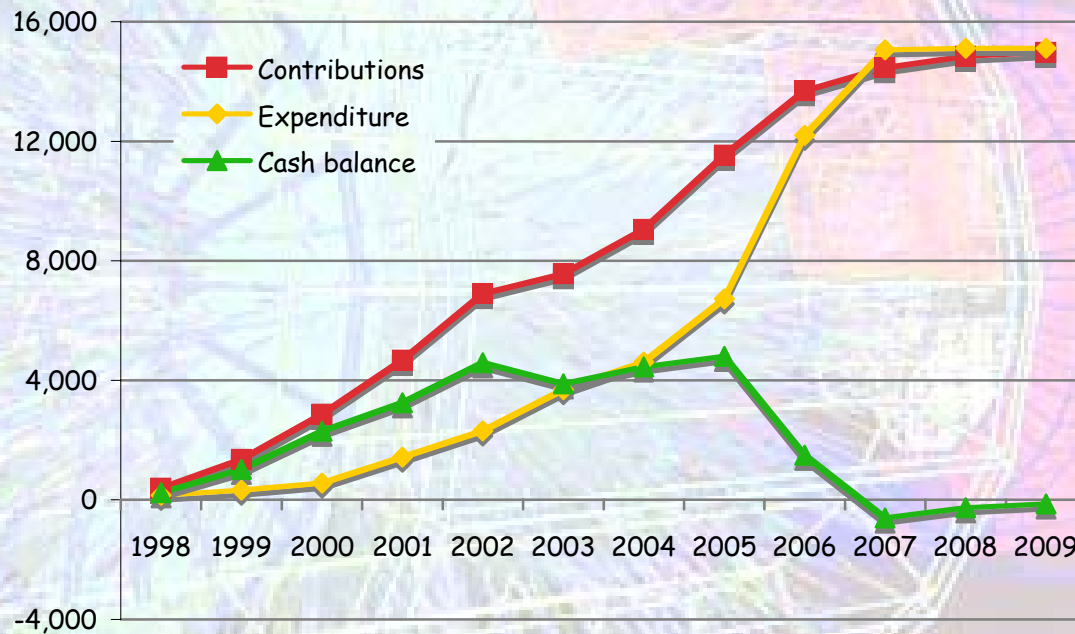
Contributions:	1998	1999	2000	2001	2002	2003	2004	2005	2006	2007	2008	2009
Common Fund	330	892	1,405	1,624	1,990	341	795	1,796	410	770	393	125
In-kind contributions	65	54	64	75	118			162	866			
Interest CF		7	47	107	100	83	73	33				
C&I contributions					17	242	620	481	876			
Interest C&I						2	4	5				
<i>Total contributions, including interest and in-kind</i>	395	953	1,516	1,806	2,225	668	1,491	2,477	2,152	770	393	125
<i>Cumulative contributions (C/F and C&I)</i>	395	1,348	2,864	4,670	6,895	7,564	9,055	11,532	13,684	14,453	14,846	14,971
Expenditure:												
Payments	85	127	171	782	769	1,372	923	1,960	4,601	2,866		50
In-kind contributions	65	54	64	75	118			162	866			
Total spending	150	181	235	857	887	1,372	923	2,123	5,467	2,866		50
<i>Cumulative spending</i>	150	331	566	1,423	2,310	3,682	4,606	6,728	12,195	15,061	15,111	15,111
<i>End year balance</i>	245	1,017	2,298	3,247	4,585	3,881	4,449	4,804	1,489	-608	-265	-140

End-2006 cash balance reported in CERN-RRB-2007-007: 1,488 kCHF

Open commitments on 01.01.07: 1,732 kCHF



Common Fund cash balance



(kCHF)



Preliminary 2008 CORE Construction Budget



Preliminary estimate of 2008 CORE budget

Sum of Pay Funding Agency	System					Grand Total
	TRD	TOF	PHOS	Muons	DAQ	
CERN					1,200	1,200
France IN2P3				93		93
Germany BMBF	600					600
Germany GSI	1,259					1,259
Italy		800				800
Norway			100			100
China			130			130
Japan			513			513
JINR			122			122
Russia LHC-2			381			381
Russia other			2,806			2,806
Grand Total	1,859	800	4,052	93	1,200	8,004

(kCHF)



MoU Addenda



Brazil

Institute *):

- Universidade de São Paulo (USP)

•Funding Agency:

- Conselho Nacional de Desenvolvimento Científico e Tecnológico (CNPq)

•Contributions:

- Participation in EMCal

•Status:

- Under discussion

*) ALICE Member since Oct. 2006



Japan

Institutes *):

- Hiroshima University
- University of Tokyo
- University of Tsukuba

•Funding Agency:

- Ministry of Education, Culture, Sports, Science and Technology (MEXT).

•Contributions:

Item	Personnel funds (kCHF)	CORE funds (kCHF)	Total (kCHF)
PHOS 256ch prototype test, and production of PHOS preamplifiers and T-cards for module no. 1		71	71
PHOS APD's, preamplifiers and T-cards for modules no. 2 - 5		1,089	1,089
Common Fund		150	150
Post-Doc (installation and commissioning)	286		286
Travel and local expenses	200		200
<i>Total</i>	486	1,310	1,796

•Status:

- Signed: CERN-RRB-2006-123

*) Associate members of ALICE since Sept. 1999; Members since Oct. 2006



Republic of Korea

Institutes:

- Kangnung National University *)
- Sejong University **)

•Funding Agencies:

- Korea Science and Engineering Foundation (KOSEF)

•Contributions:

Item	Amount (kCHF)
Construction of TOF detector	100
R&D of MRPC	50
ALICEcomputing Grid	50
Common Projects	100
<i>Total</i>	300

•Status:

- Signed: CERN-RRB-2006-073

*) Alice Member since March 2000

***) ALICE Member since June 2005



Spain/Cuba

Institutes (one team):

- Centro de Aplicaciones Tecnológicas y Desarrollo Nuclear (CEADEN), La Havana, Cuba *
- Centro de Investigaciones Energéticas, Medioambientales y Tecnológicas (CIEMAT), Madrid **)
- Universtidad de Santiago de Compostela **)

•Funding Agency:

- CIEMAT

•Contributions:

- Common Fund (paid !)
- Computing

•Status:

- Signed: CERN-RRB-2006-122

*) ALICE Member since Sept. 2003

***) Alice Member since June 2006