

The tau lepton mass measured at Belle II

Radek Žlebčák
(on behalf of the Belle II Collaboration)

Dec 4, 2023
Louisville



[Belle II, Phys.Rev.D 108 \(2023\) 3](#)



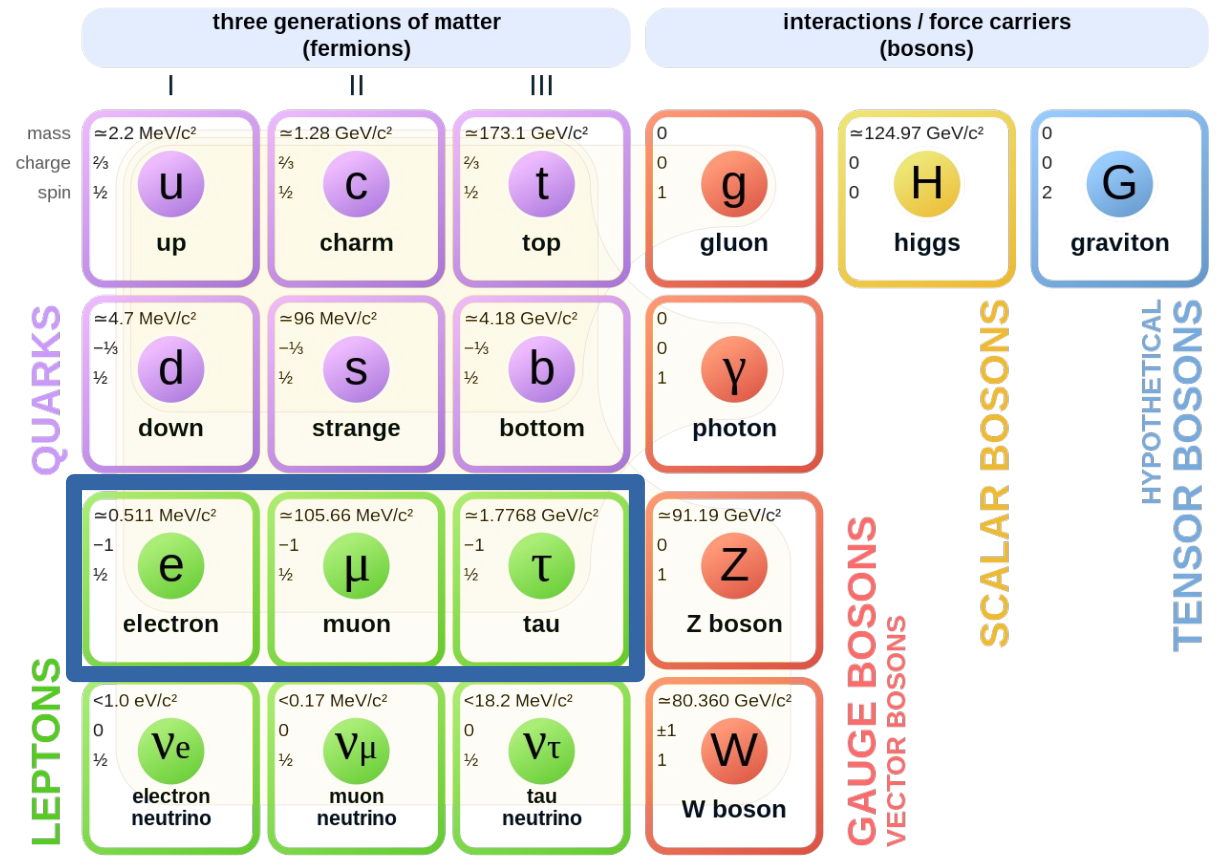
Particle Zoo

Masses of leptons

$$\begin{aligned}
 m_e &= (0.51099895000 \pm 0.00000000015) \text{ MeV} \\
 m_\mu &= (105.6583755 \pm 0.0000023) \text{ MeV} \\
 m_\tau &= (1776.86 \pm 0.12) \text{ MeV}
 \end{aligned}$$

PDG 2022

Standard Model of Elementary Particles and Gravity



Relative precision of masses

$$m_e = \frac{2R_\infty h}{c\alpha^2}$$

0.511 MeV/c²
 -1
 1/2 **e**
 electron

0.3 x 10⁻⁹

105.7 MeV/c²
 -1
 1/2 **μ**
 muon

22 x 10⁻⁹

1.777 GeV/c²
 -1
 1/2 **τ**
 tau

68000 x 10⁻⁹

$$\frac{\Delta m_\tau}{m_\tau} = 6.8 \times 10^{-5}$$



36 x 10⁻⁹

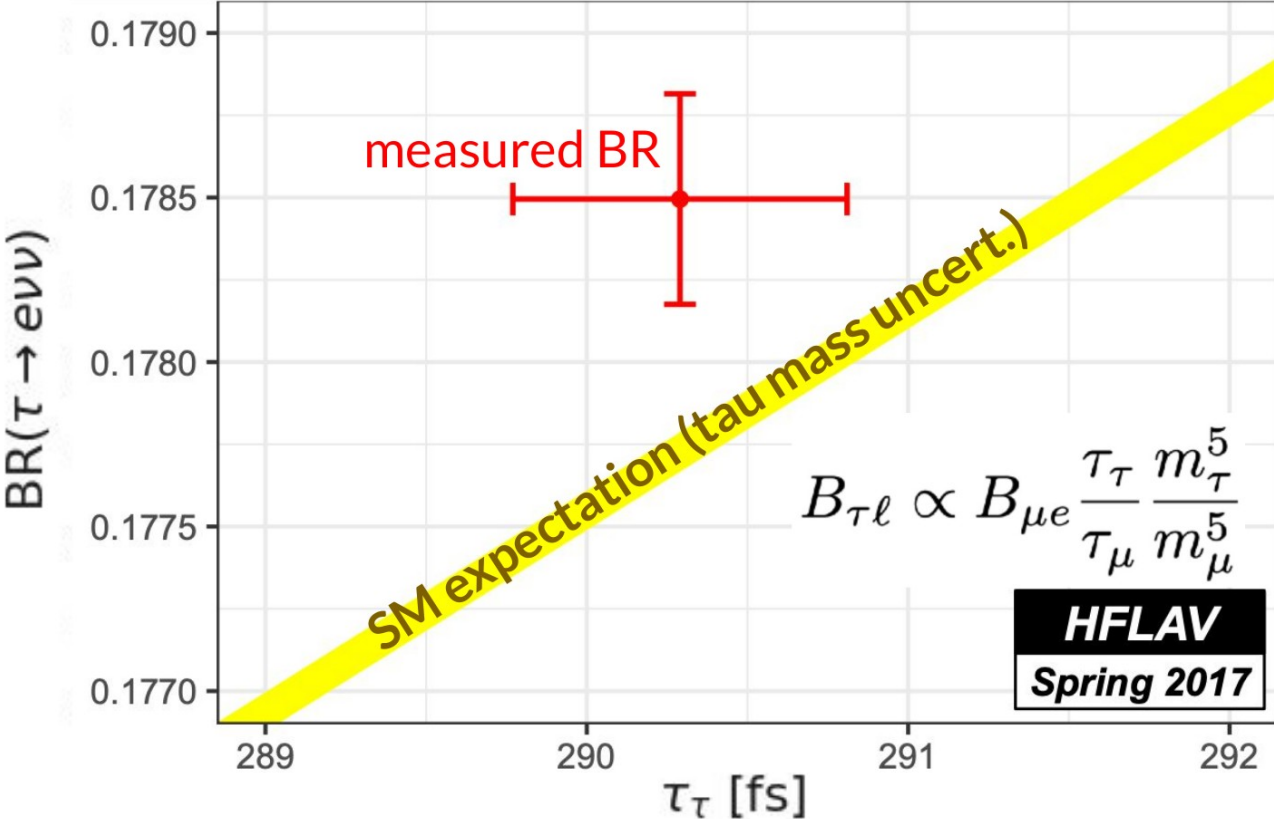
Needed precision

300 USD



Lepton flavor universality & tau lepton mass

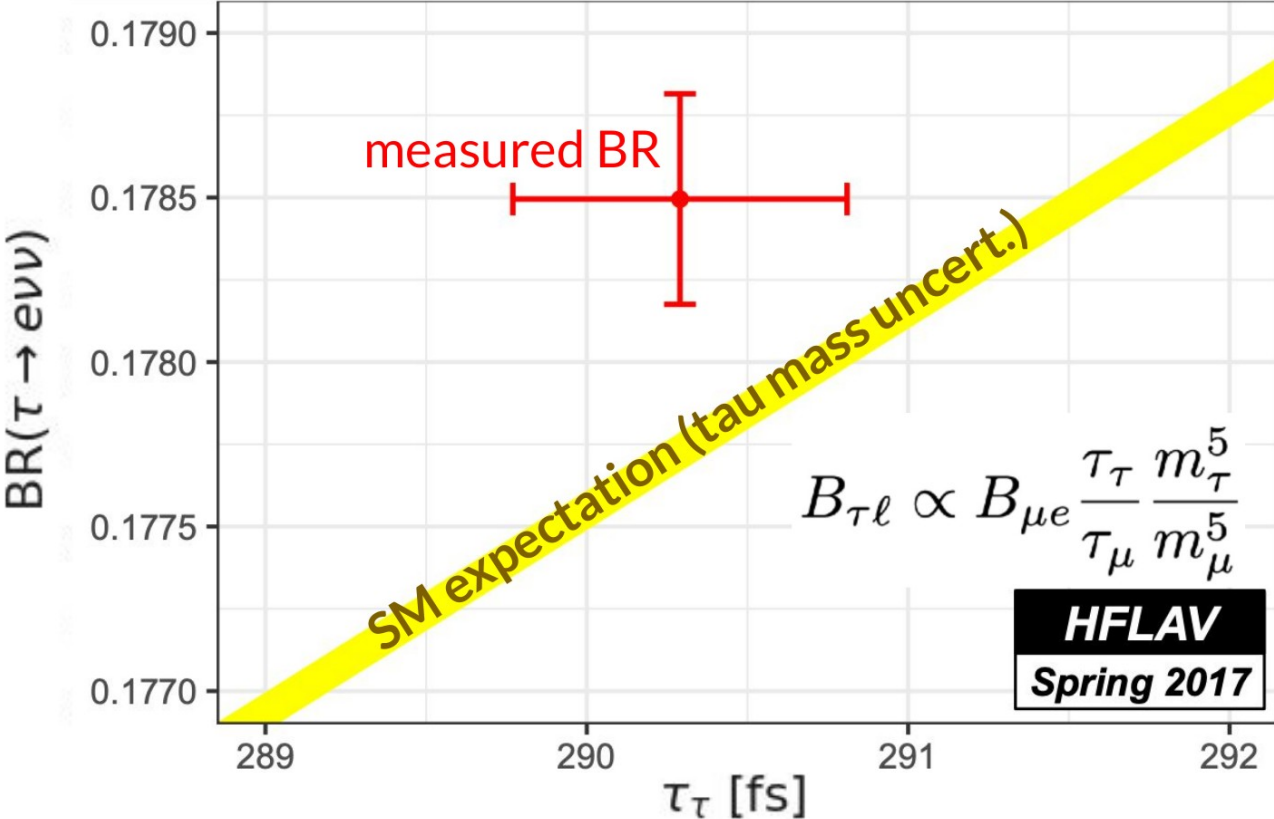
$$BR = \frac{\Gamma(\tau^- \rightarrow \nu_\tau e^- \bar{\nu}_e) = \frac{G_F^2 m_\tau^5}{192\pi^3}}{(\tau \text{ lifetime})^{-1}}$$



Is the fraction of tau decays to electron consistent with SM?

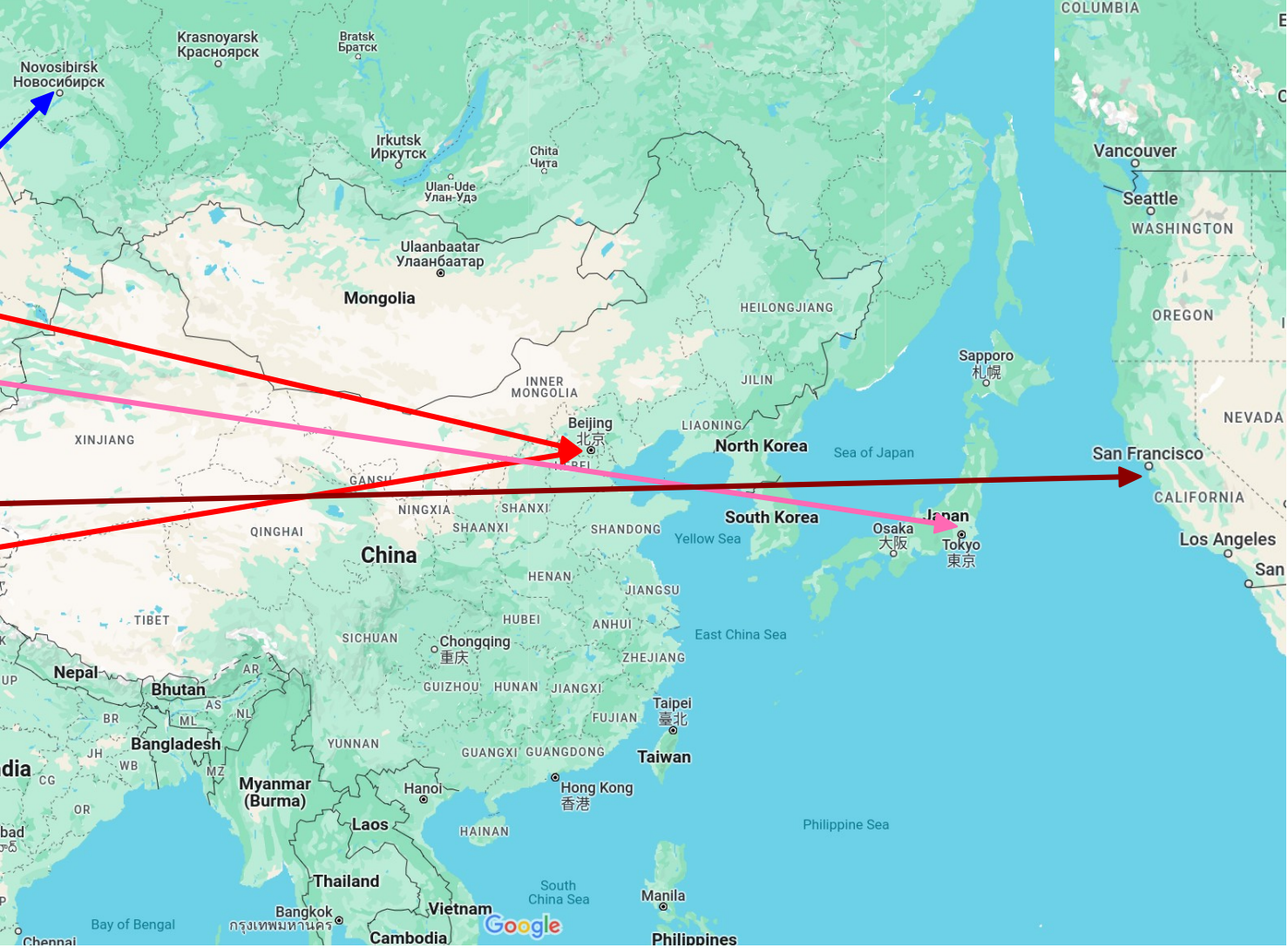
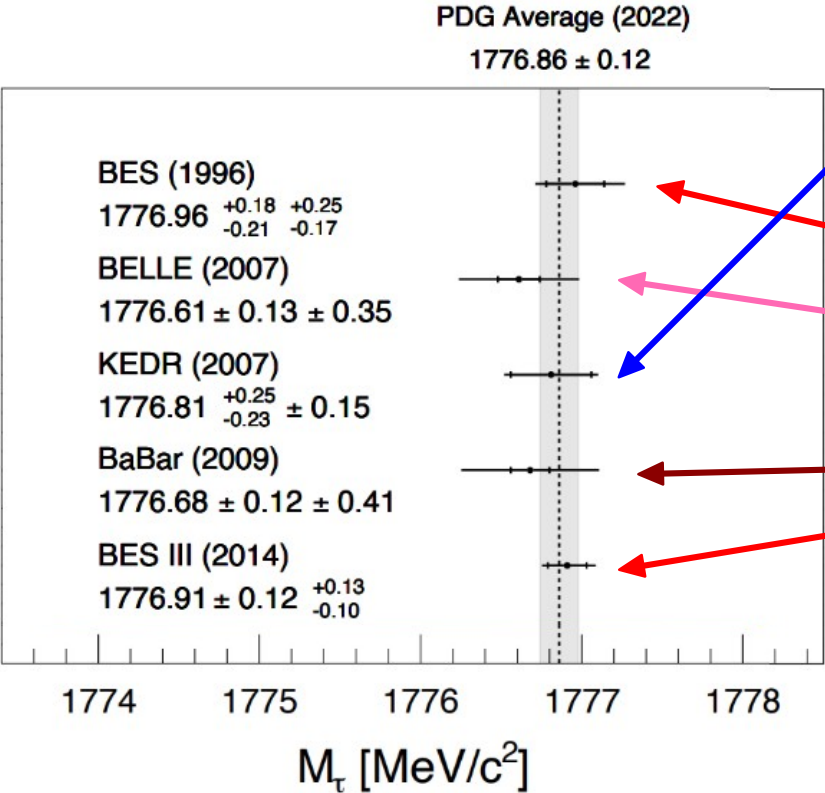
Lepton flavor universality & tau lepton mass

$$BR = \frac{\Gamma(\tau^- \rightarrow \nu_\tau e^- \bar{\nu}_e) = \frac{G_F^2 m_\tau^5}{192\pi^3}}{(\tau \text{ lifetime})^{-1}}$$

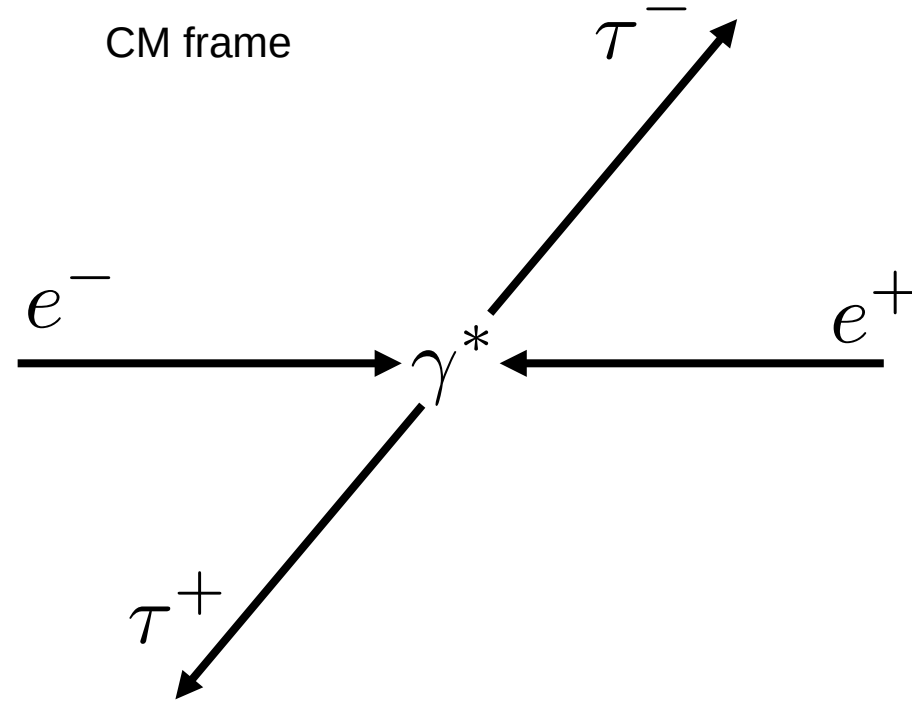
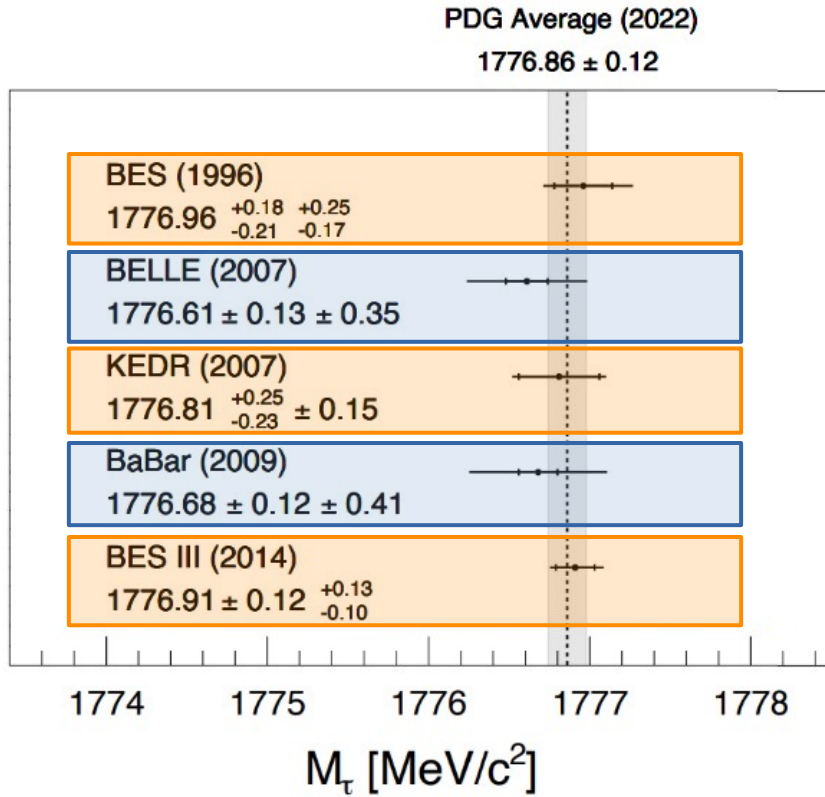


Tau lepton mass is exciting on its own!

Previous measurements



Methods



B factories : $E_{\text{cms}} = 10.58 \text{ GeV}$

Pseudo-mass

τ factories : $E_{\text{cms}} = 3.56 \text{ GeV}$

Pair-production cross section

Give me a scale!

τ factories

Source	Δm_τ (MeV/ c^2)
Theoretical accuracy	0.010
Energy scale	+0.022 -0.086
Energy spread	0.016
Luminosity	0.006
Cut on number of good photons	0.002
Cuts on PTEM and acoplanarity angle	0.05
mis-ID efficiency	0.048
Background shape	0.04
Fitted efficiency parameter	+0.038 -0.034
Total	+0.094 -0.124

BES III [Phys.Rev.D 90 \(2014\)](#)

Systematic uncertainties of the tau mass

B factories

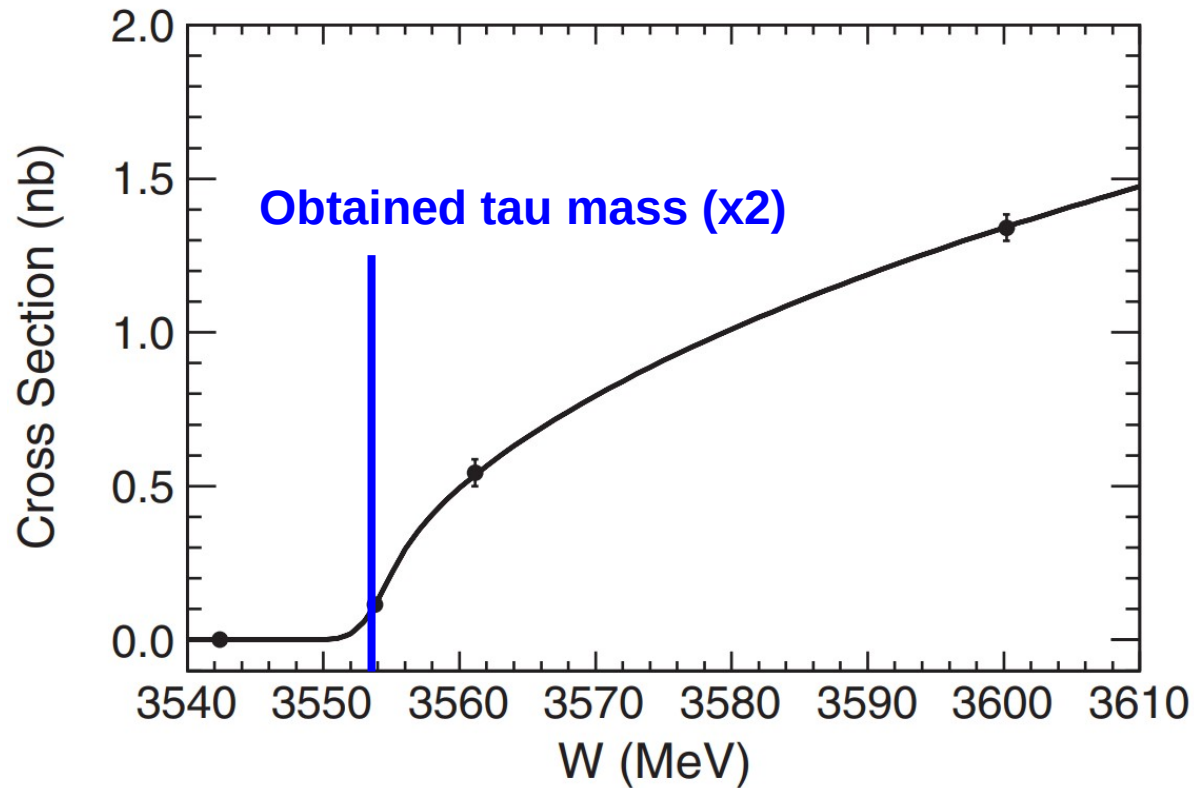
Source	Uncertainty (MeV)
Momentum Reconstruction	0.39
CM Energy	0.09
MC Modeling	0.05
MC Statistics	0.05
Fit Range	0.05
Parameterization	0.03
Total	0.41

BaBar [Phys.Rev.D 80 \(2009\)](#)

Source of systematics	σ , MeV/ c^2
Beam energy and tracking system	0.26
Edge parameterization	0.18
Limited MC statistics	0.14
Fit range	0.04
Momentum resolution	0.02
Model of $\tau \rightarrow 3\pi\nu_\tau$	0.02
Background	0.01
Total	0.35

Belle [Phys.Rev.Lett. 99 \(2007\)](#)

BES III method



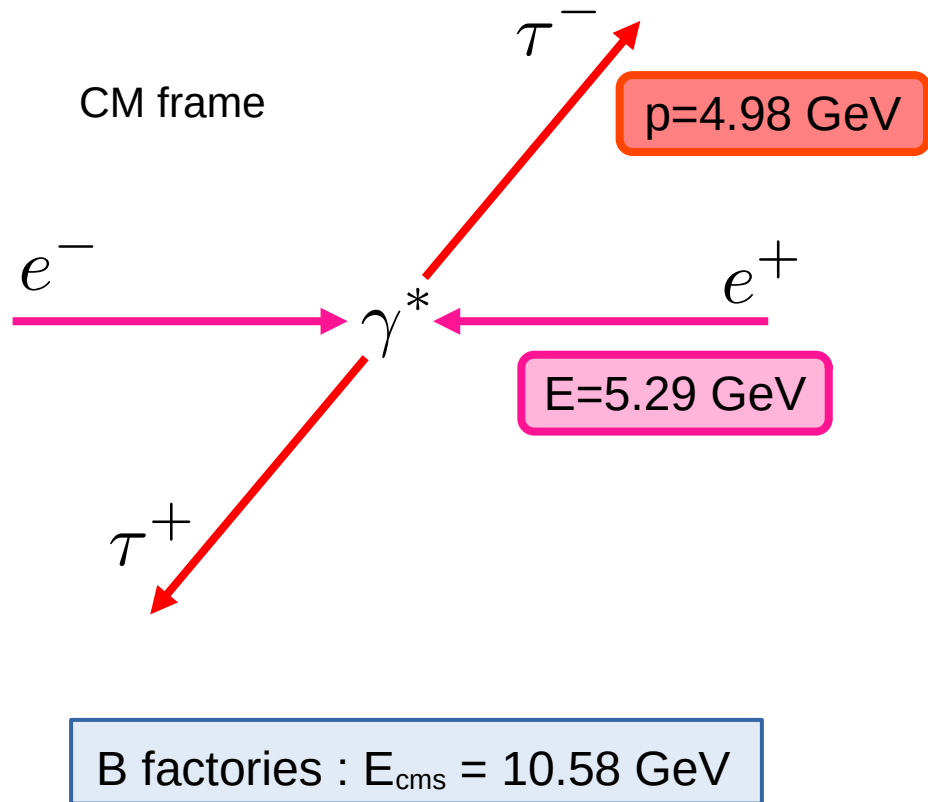
BESIII (τ factory)

Source	Δm_τ (MeV/ c^2)
Theoretical accuracy	0.010
Energy scale	+0.022 -0.086
Energy spread	0.016
Luminosity	0.006
Cut on number of good photons	0.002
Cuts on PTEM and acoplanarity angle	0.05
mis-ID efficiency	0.048
Background shape	0.04
Fitted efficiency parameter	+0.038 -0.034
Total	+0.094 -0.124

BES III [Phys.Rev.D 90 \(2014\)](#)

Compton-scattering of laser light used to measure beam energies.

Challenges for B factories



BaBar (B factory)

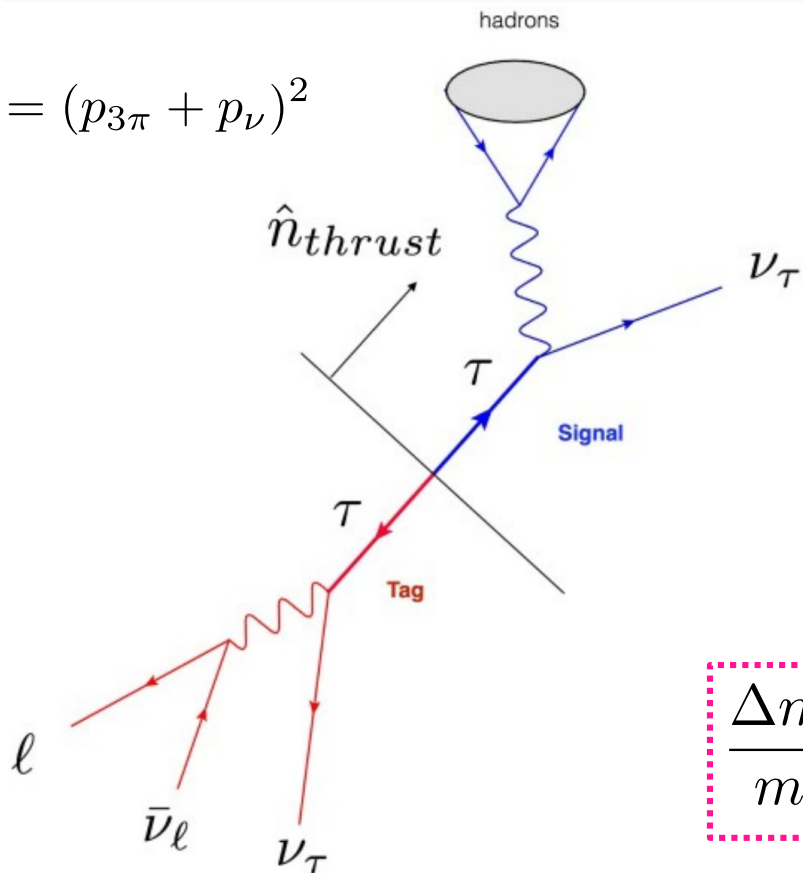
Source	Uncertainty (MeV)
Momentum Reconstruction	0.39
CM Energy	0.09
MC Modeling	0.05
MC Statistics	0.05
Fit Range	0.05
Parameterization	0.03
Total	0.41

BaBar *Phys.Rev.D 80 (2009)*

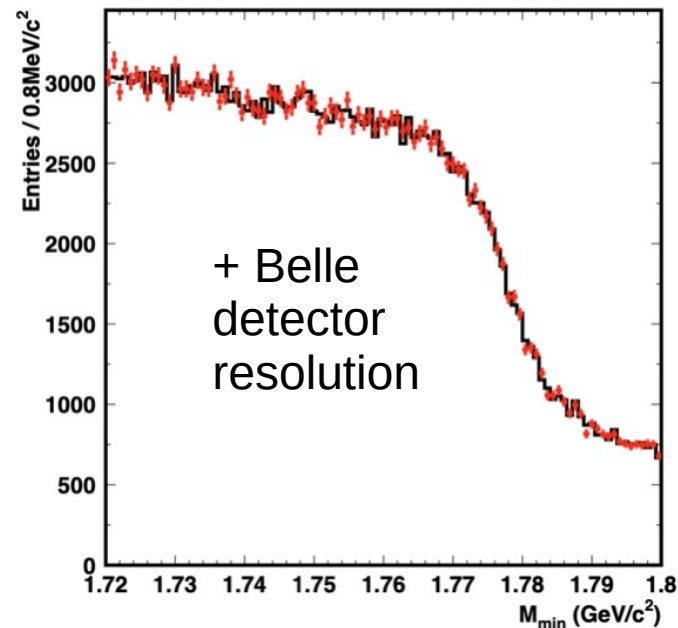
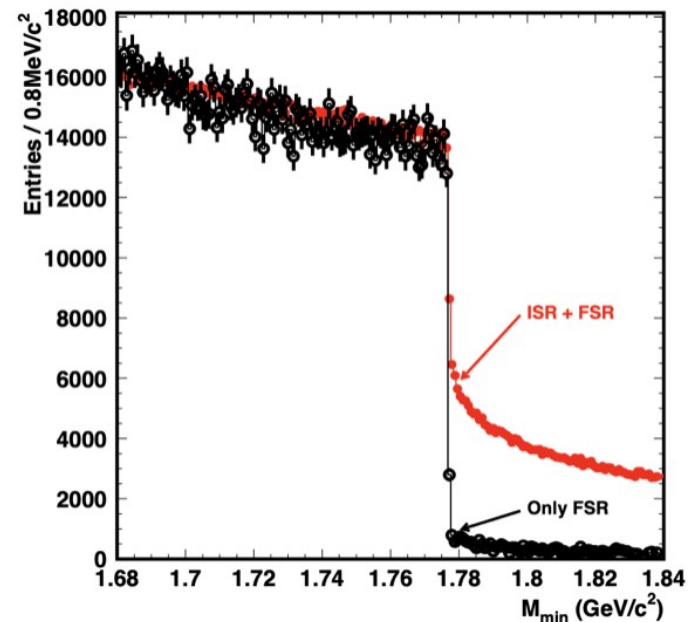
The pseudomass method

$$M_{\min} = \sqrt{M_{3\pi}^2 + 2\left(\sqrt{s}/2 - E_{3\pi}^*\right)\left(E_{3\pi}^* - P_{3\pi}^*\right)} \leq m_{\tau}$$

$$m_{\tau}^2 = (p_{3\pi} + p_{\nu})^2$$

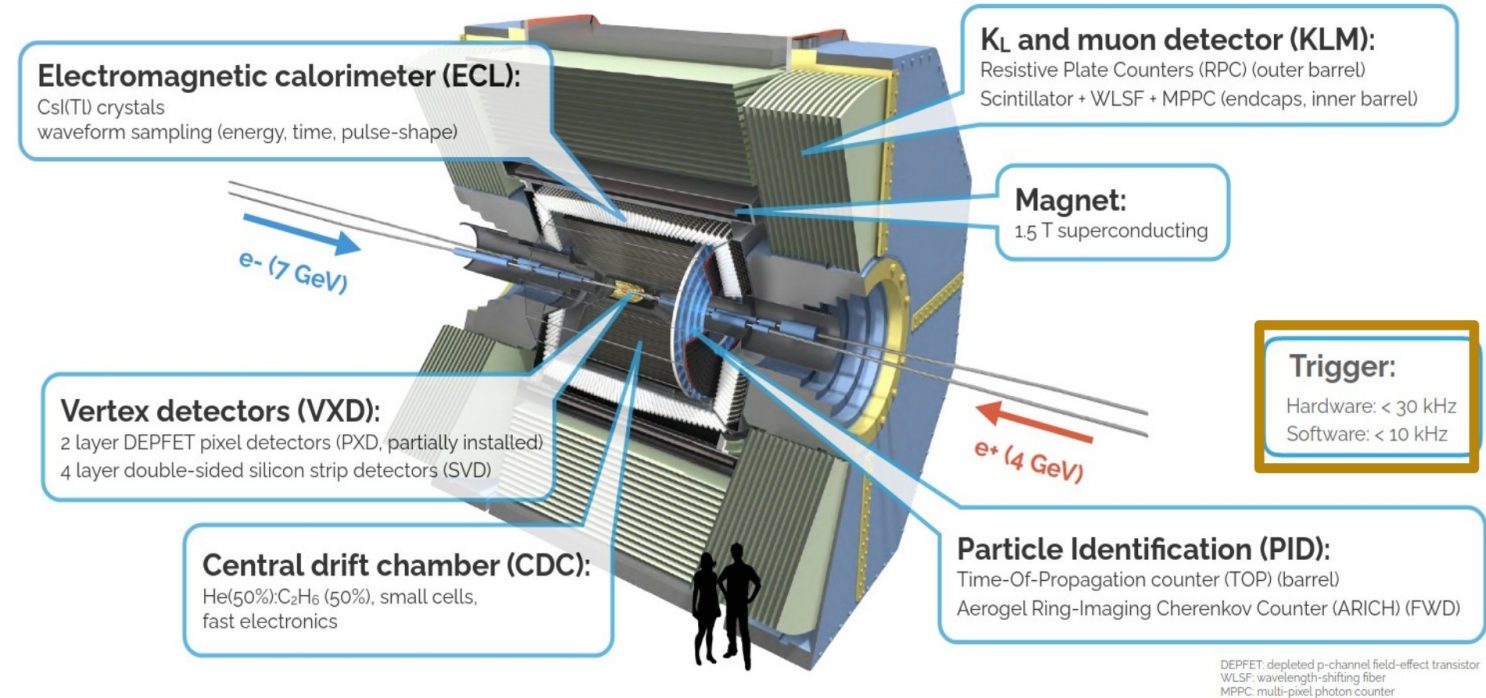


$$\frac{\Delta m_{\tau}}{m_{\tau}} \approx \frac{1}{2} \frac{\Delta \sqrt{s}}{\sqrt{s}}$$



Belle II

- Belle II at asymmetric-energy SuperKEKB e+e- collider
- B & charm & tau factory
 $\sigma_{bb} \sim \sigma_{cc} \sim \sigma_{\tau\tau} \sim 1 \text{ nb}$
- Clean environment of ee collisions:
 - Efficient reconstruction neutrals
 - Missing energy
 - Interaction vertex
- Belle II tracking resolution superior to its predecessor
 - Sharper step in M_{\min}
- Data taking is getting restarted (LS1 July 2022 - January 2024)
- Accumulated 424 fb^{-1} (190 fb^{-1} used in the tau-mass analysis)



**Unprecedented luminosity,
 $4.7 \times 10^{34} \text{ cm}^{-2} \text{ s}^{-1}$ world record**

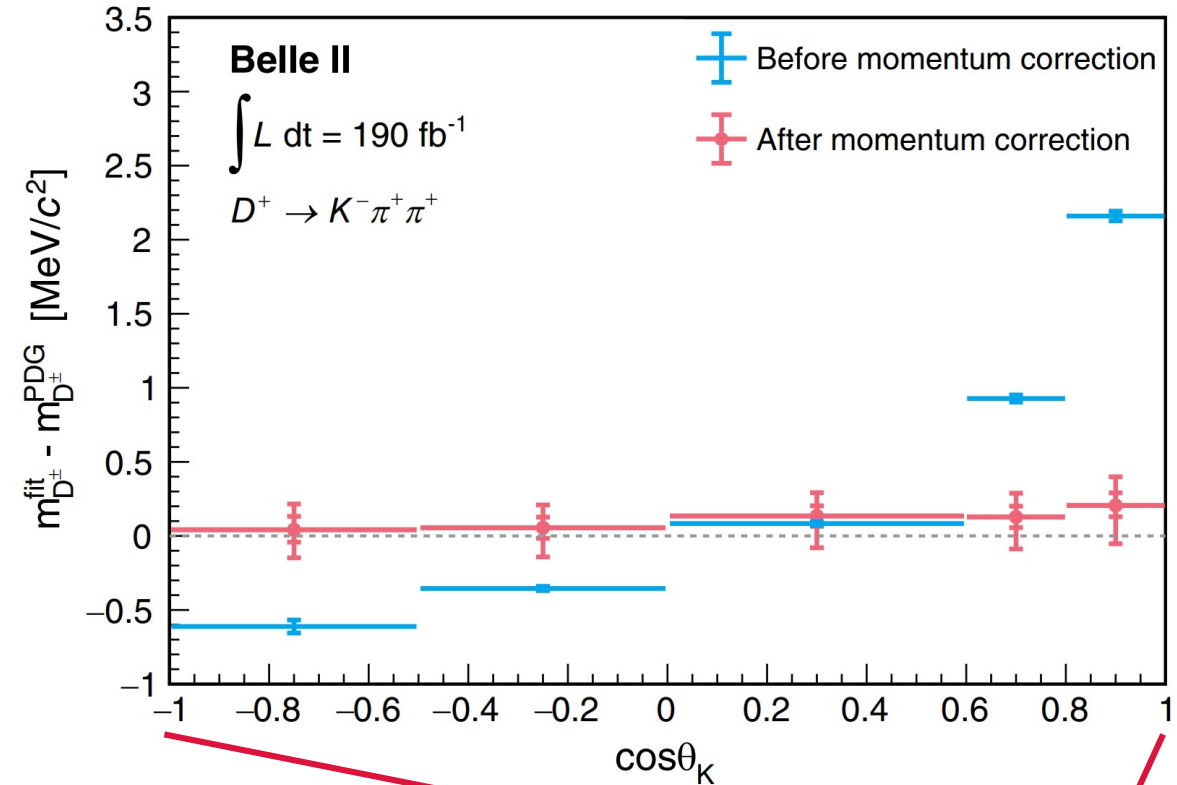
The z-axis of the coordinate system points towards electron momentum

Final-state momentum scale

$$M_{\min} = \sqrt{M_{3\pi}^2 + 2(\sqrt{s}/2 - E_{3\pi}^*)(E_{3\pi}^* - P_{3\pi}^*)}$$

$$m_{\tau}^2 = (p_{3\pi} + p_{\nu})^2$$

- Calibration of track momenta using $D^0 \rightarrow K\pi$ as standard candle
- Momentum SFs are derived by comparing D^0 peak position with PDG value
→ SFs function of charge & $\cos\theta$
- Benefiting from better tracking performance compared to Belle/BaBar
- Systematic uncertainties:
 - $m(D^0)$ PDG uncertainties
 - peak position modeling
 - detector misalignment



Tau mass unc. from momentum-scale
 0.39 MeV (BaBar) → 0.06 MeV (Belle II)

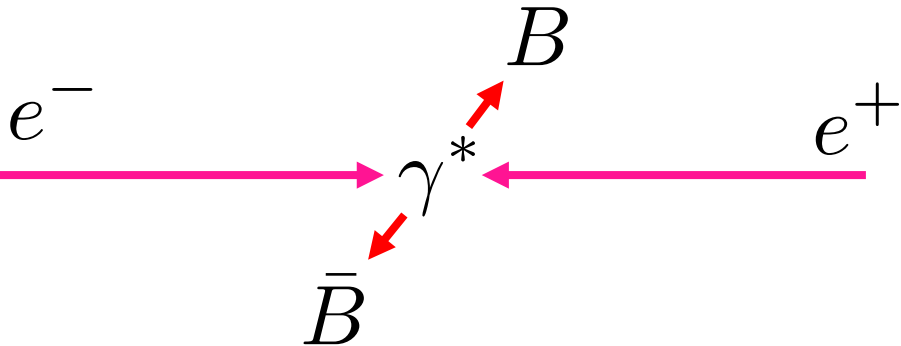
Validation channels:

$D^0 \rightarrow K\pi\pi\pi, J/\psi \rightarrow \mu\mu, K_S^0 \rightarrow \pi\pi, D^{\pm} \rightarrow K\pi\pi$

Calibration of the collision energy

Exploiting proximity to the $B\bar{B}$ production threshold

$$M_{\min} = \sqrt{M_{3\pi}^2 + 2(\sqrt{s}/2 - E_{3\pi}^*)(E_{3\pi}^* - P_{3\pi}^*)}$$



$$E_B^* = m_B + \frac{1}{2m_B} (p_B^*)^2$$

From LHCb
Precision: 4×10^{-5}

Our business

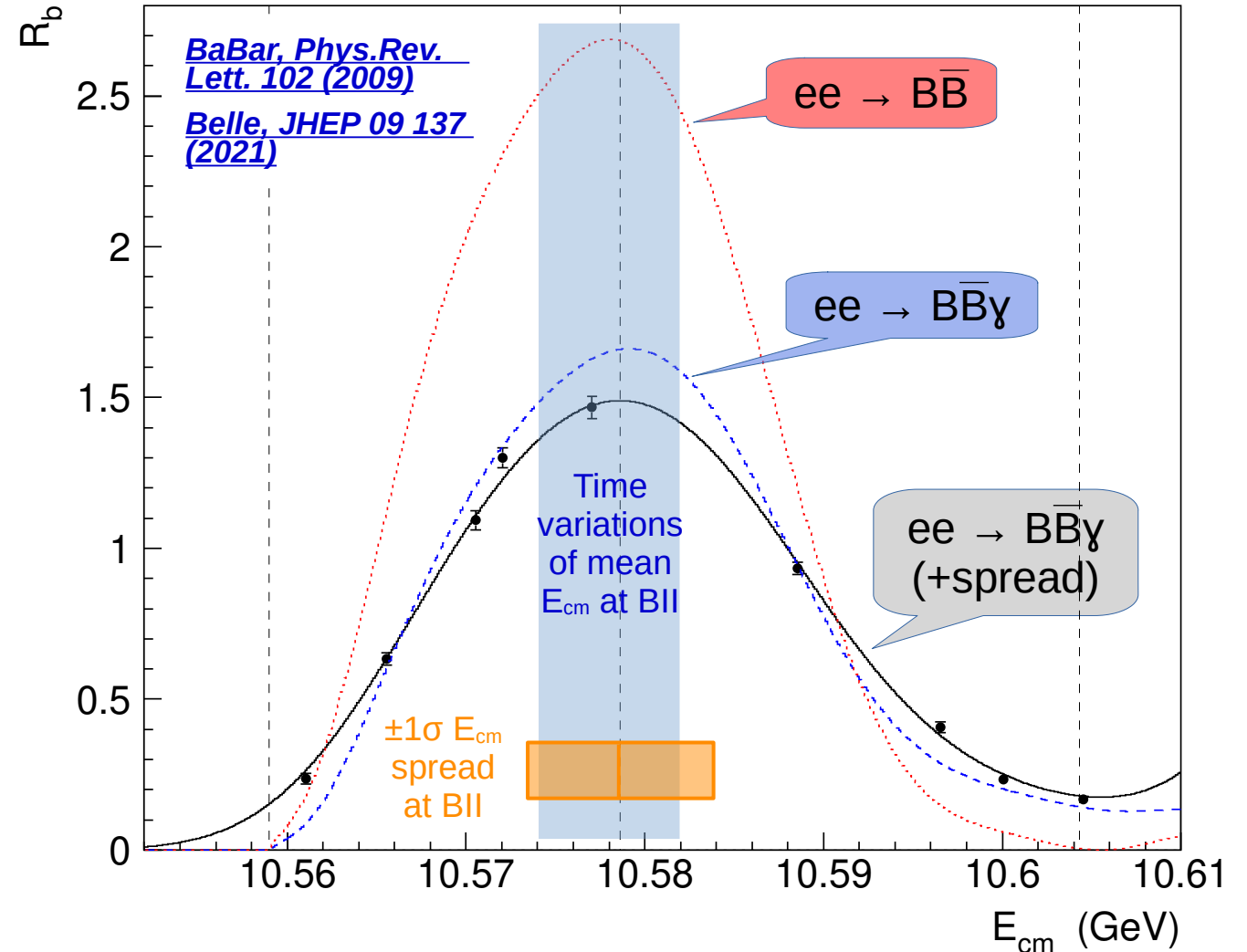
[Phys.Rev.Lett. 122 \(2019\)](#)
[Phys.Lett.B 708 \(2012\)](#)



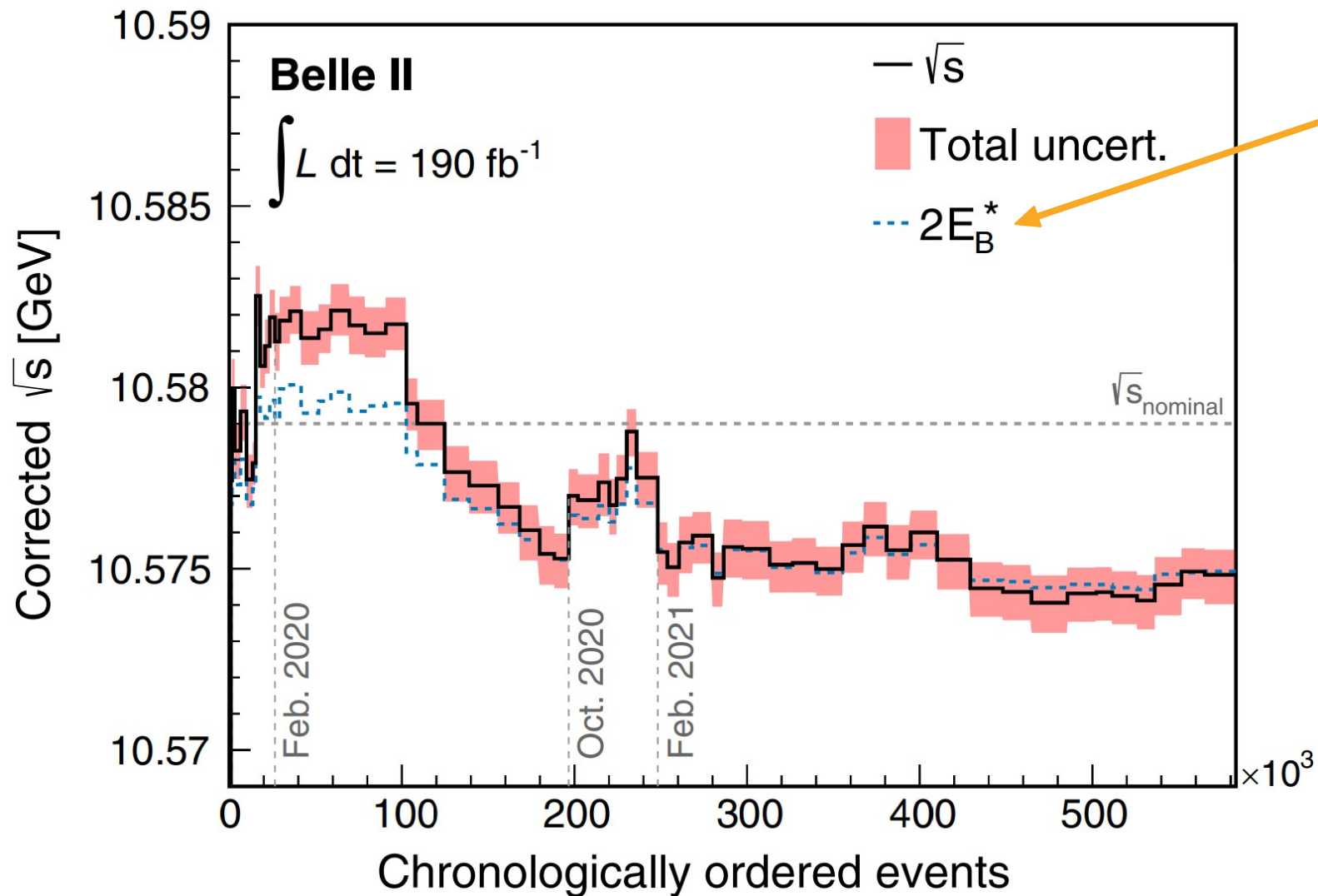
Y4S resonance

- The energy of the colliding particles has not a “sharp” value but varies from collision to collision
→ There is a spread of CMS energy
- The $ee \rightarrow B\bar{B}$ cross section is not flat in energy but we run at Y4S resonance
→ B mesons have tendency to have energy closer to the Y4S mass, i.e. $\langle E_B^* \rangle \neq \langle E_{\text{cm}} \rangle / 2$
- To correct for this effect, the Y4S resonance shape has to be known
→ Using data from BaBar 2009 Y4S resonance scan

$$R_b = N(B\bar{B}) / N(\mu^+ \mu^-)$$

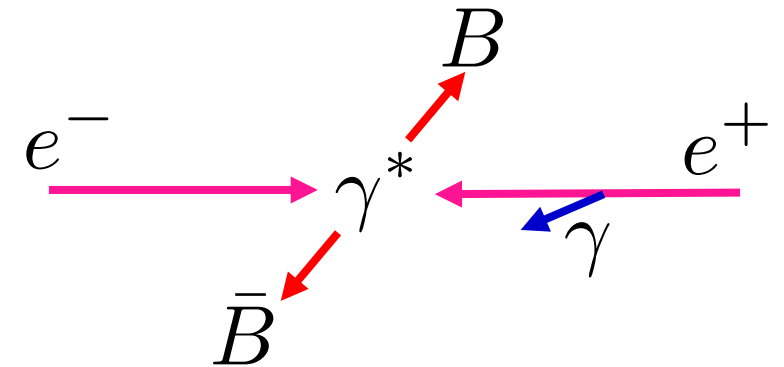


Time dependence of collision energy



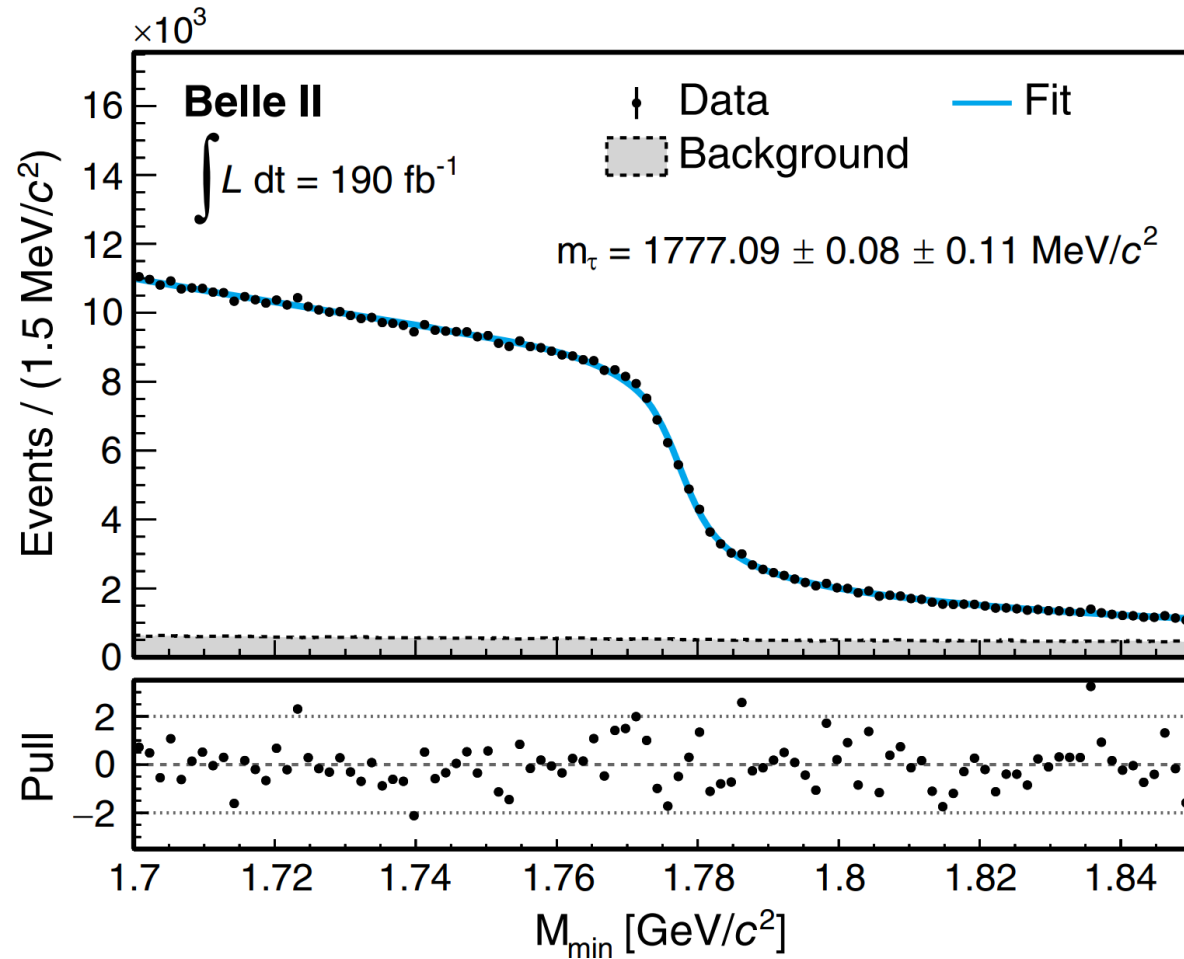
Uncorrected energy from

$$E_B^* = m_B + \frac{1}{2m_B} (p_B^*)^2$$



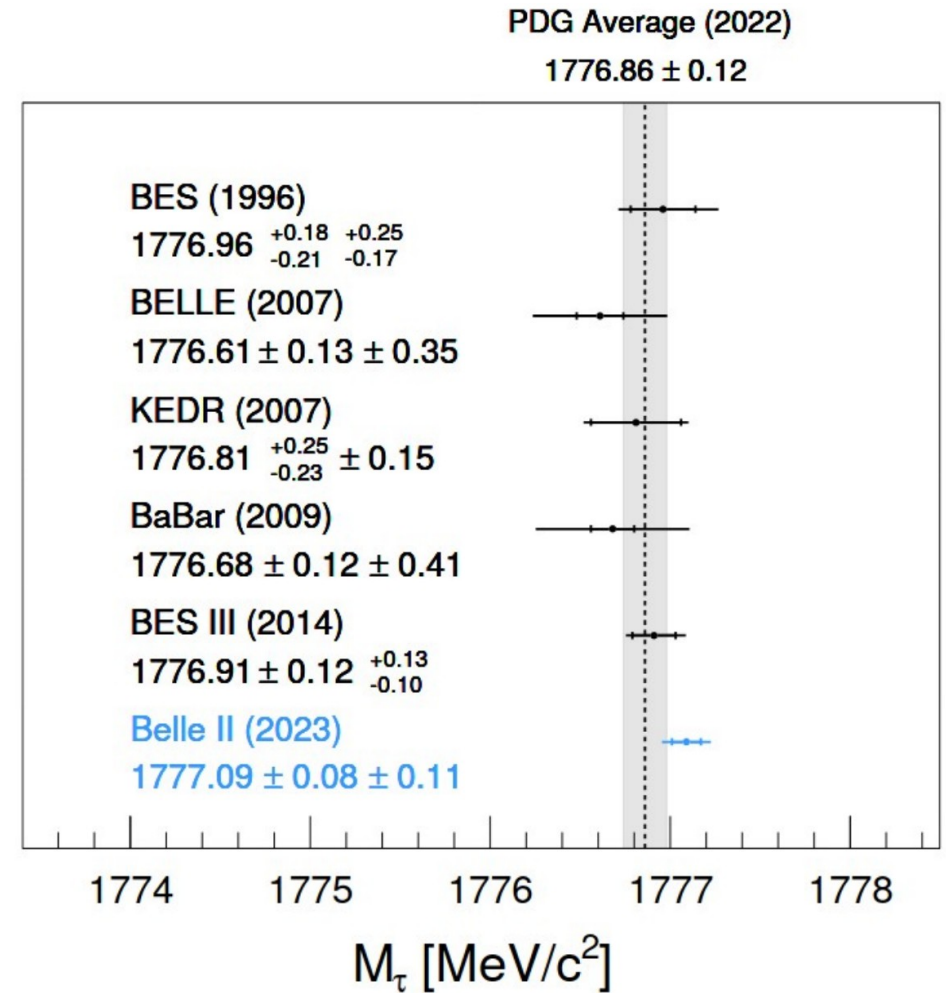
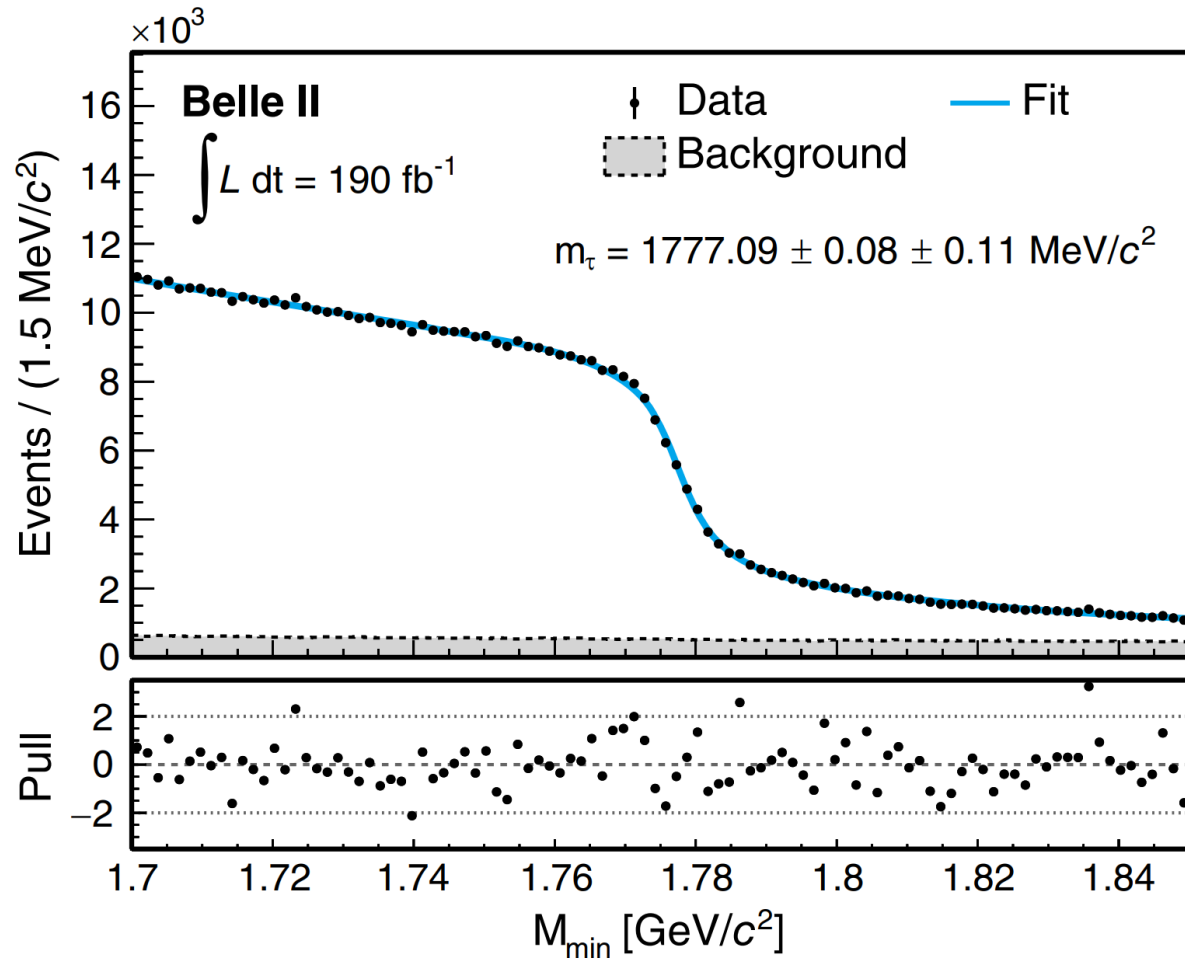
- + γ radiation correction
- \pm Y4S shape correction

Belle II results



Source	Uncertainty [MeV/c ²]
Knowledge of the colliding beams:	
Beam energy correction	0.07
Boost vector	≤ 0.01
Reconstruction of charged particles:	
Charged particle momentum correction	0.06
Detector misalignment	0.03
Fitting procedure:	
Estimator bias	0.03
Choice of the fit function	0.02
Mass dependence of the bias	≤ 0.01
Imperfections of the simulation:	
Detector material budget	0.03
Modeling of ISR and FSR	0.02
Momentum resolution	≤ 0.01
Neutral particle reconstruction efficiency	≤ 0.01
Tracking efficiency correction	≤ 0.01
Trigger efficiency	≤ 0.01
Background processes	≤ 0.01
Total	0.11

Belle II results



Conclusions

$$m_{\tau} = 1777.09 \pm 0.08 \pm 0.11 \text{ MeV}/c^2$$

- Belle II m_{τ} determination has much higher accuracy than Belle / BaBar due to:
 - Better detector resolution
 - More advanced calibration procedures
- Belle II achieved even slightly better precision than BESIII (tau-factory)
- Substantial part of the m_{τ} uncertainty comes from external inputs, e.g. Y4S resonance shape & B mass