



ALICE CORE construction funds

- Report on 2005 CORE Expenses
- Update on 2006 CORE Expenses
- Status Common Fund
- Preliminary 2007 CORE Budget
- MoU Addenda



Report on 2005 CORE Expenses



unit: KCHF

2005 Budget by System & Funding Agency

as agreed by RRB on Oct. 27, 2004

2005 Budget	System																	
Funding Agency	Pixel	Drift	Strip	TPC	TRD	TOF	HMPID	PHOS	Forward	Muons	DAQ	Trigger	HLT	Infrastr.	ACORDE	ComPro	C/F Cash/C&I	Grand Total
CERN	538			10						192				2,215				2,955
Czech Republic		50						69										119
Denmark				50					400									450
Finland			292						130									422
France CEA										241								241
France IN2P3			203							1,649								1,851
Germany BMBF				256	1,490								40					1,786
Germany GSI				0	1,060													1,060
Greece					80													80
Hungary											525							525
Italy		847	750			8,159	105		71	417								10,348
Netherlands			225															225
Norway								264										264
Poland				50				50										100
Slovak Republic	190			35									20					245
Sweden				457														457
United Kingdom											647	300						947
India									400									400
JINR					140			130										270
Mexico									130						32			162
Romania					30													30
Russia LHC-2								585										585
Russia Other								1,950										1,950
Ukraine		150	200															350
United States OSU		20																20
Grand Total	728	1,067	1,670	858	2,800	8,159	105	3,048	1,131	2,499	1,172	320	40	2,215	32	0	0	25,842



2005 Expenditure by System & Funding Agency

unit: kCHF

Note:
122 kCHF spent by Romania (TRD) was
not reported in CERN-RRB-2006-037

2005 Expenditure	System																	
Funding Agency	Pixel	Drift	Strip	TPC	TRD	TOF	HMPID	PHOS	Forward	Muons	DAQ	Trigger	HLT	Infrastr.	ACORDE	ComPro	C/F Cash/C&I	Grand Total
CERN	411		125	154			8			993				671				2,362
Czech Republic		81															6	87
Denmark																		0
Finland			128						67									195
France CEA										78							113	191
France IN2P3									160	1,517								1,677
Germany BMBF				68	1,490								21				769	2,348
Germany GSI				568	363												878	1,809
Greece																		0
Hungary																	12	12
Italy	190	1,604	143			2,700	133		81	558								5,409
Netherlands			357															357
Norway								145					30					175
Poland				40														40
Slovak Republic	30			35									60					125
Sweden				1,235													157	1,392
United Kingdom												840						840
India									425								80	505
JINR																		0
Mexico									90									90
Romania					122												31	153
Russia LHC-2						59	9	738	15	68								889
Russia Other	9							1,136	9							120		1,274
Ukraine		66	190															256
United States OSU		5																5
Grand Total	640	1,757	943	2,100	1,975	2,759	150	2,019	848	3,214	0	900	51	671	0	120	2,047	20,193



Cumulative
payments
1997 - 2005
by F/A

Sum of Payments	Year										
Funding Agency	1997	1998	1999	2000	2001	2002	2003	2004	2005	Grand Total	
CERN	65	50	472	595	1,585	5,417	2,883	1,875	2,362	15,303	
Czech Republic	36	40	40	45	25	35	35	80	87	423	
Denmark					100	50	100	100		350	
Finland					2		279	233	195	709	
France CEA				45	139	285	330	530	191	1,520	
France IN2P3			48	544	148	2,836	807	1,066	1,677	7,127	
Germany BMBF					1,258	1,337	2,182	2,955	2,348	10,081	
Germany GSI				230	899	422	900	1,029	1,809	5,289	
Greece			100	150				19		269	
Hungary									12	12	
Italy			567	279	1,471	2,285	3,290	4,200	5,409	17,502	
Netherlands		100	105	31	67	340	741	432	357	2,173	
Norway							51	591	175	817	
Poland						150	180	140	40	510	
Slovak Republic				85	95	35	170	130	125	640	
Sweden						116	610	542	1,392	2,660	
United Kingdom				47	29		215	335	840	1,466	
Croatia					40	17	85			142	
India						198	822	1,037	505	2,562	
JINR		50	75		310	437	311	288		1,471	
Mexico								30	90	120	
Romania							100	10	153	263	
Russia LHC-2	327	120	565	377	318	628	585	730	889	4,539	
Russia Other						1,970	2,242	2,562	1,274	8,048	
Ukraine			45	150	60	30	15	258	256	814	
United States OSU					23	2		10	5	40	
Grand Total	427	360	2,017	2,579	6,569	16,590	16,933	19,181	20,193	84,849	

unit: kCHF



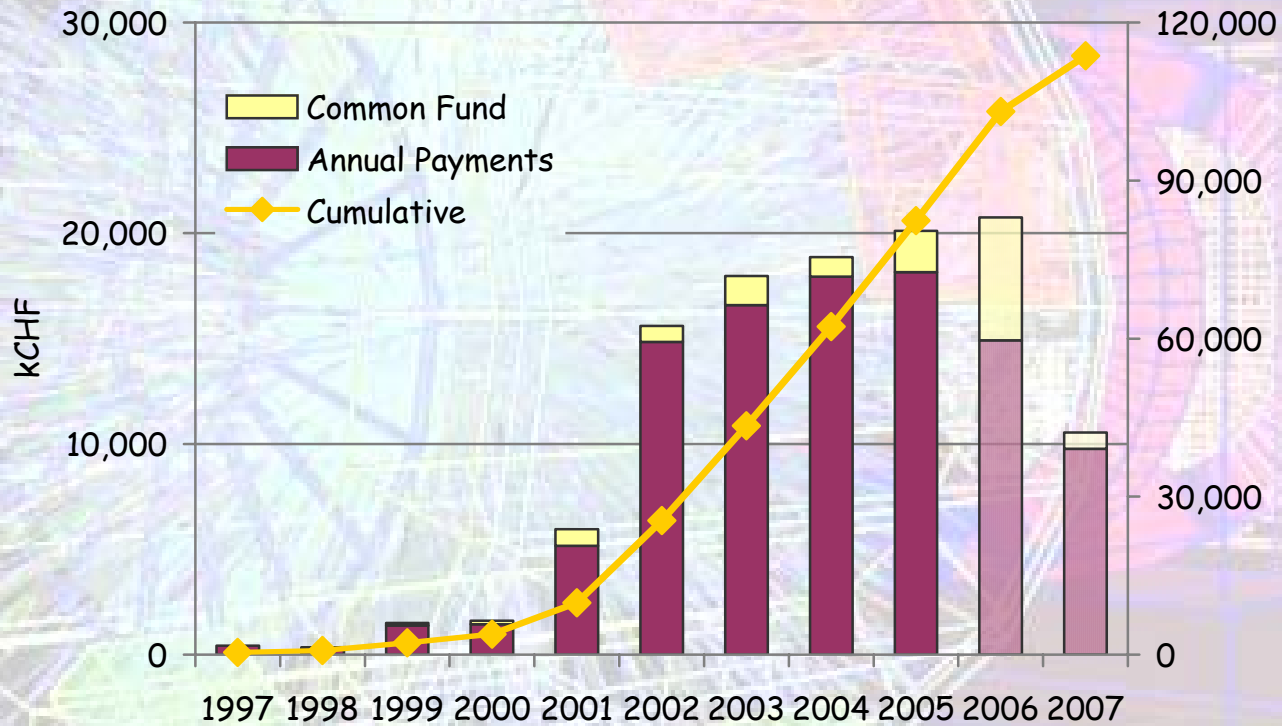
Cumulative
payments
1997 - 2005
by System

System	1997	1998	1999	2000	2001	2002	2003	2004	2005	Grand Total
Pixel					90	814	168	885	640	2,597
Drift	36	40	213	116	93	820	457	910	1,757	4,442
Strip			100	161	100	1,275	1,542	1,785	943	5,906
ITS-CMA	22	12	45	31	40	15	22	9		196
TPC				321	2,496	2,409	2,266	1,866	2,100	11,458
TRD					68	560	2,197	3,092	1,975	7,891
TOF				29	6		1,370	1,515	2,759	5,680
Pestov/PPC	143	43	210							396
HMPID		4	13	50	306	783	316	167	150	1,789
PHOS	114	41	120	292	161	2,410	2,731	3,446	2,019	11,333
Forward			304	154	17	280	194	361	848	2,158
Muons	49	120	372	232	1,227	5,138	4,571	2,981	3,214	17,903
Trigger				47	29		200	200	900	1,376
HLT						10	3	341	51	405
Infrastr.					500	281	534	355	671	2,340
ComPro	65			11	39	42	20		120	296
ACORDE								30		30
C/F Cash/C&I		100	640	1,135	1,399	1,752	342	1,237	2,047	8,652
Grand Total	427	360	2,017	2,579	6,569	16,590	16,933	19,181	20,193	84,849

unit: KCHF



CORE expenditure 1997 - 2007



2006: approved budget
2007: preliminary estimate



Update on 2006 CORE Expenses



unit: KCHF

2006 Budget - by System & Funding Agency

as approved by RRB 19 Oct. 2005

Sum of Pay	System														Grand Total
	Pixel	Drift	Strip	TPC	TRD	TOF	PHOS	Forward	Muons	DAQ	Trigger	HLT	Infrastr.	C/F Cash	
Funding Agency															
CERN	263		1,400	85					260	820			2,000		4,828
Czech Republic		70													70
Denmark				30				100							130
Finland			67					66						49	182
France IN2P3			100					40	1,250						1,390
Germany BMBF					414										414
Germany GSI					917										917
Greece					35										35
Italy						1,090									1,090
Netherlands			750												750
Norway							495					242			737
Poland				100			50								150
Slovak Republic	150										20				170
Sweden				300											300
China							300								300
India								200							200
JINR					30		143								173
Mexico								24							24
Romania					30										30
Russia LHC-2							1,150		14						1,164
Russia Other							1,625								1,625
Ukraine		200	31												231
United States OSU		10													10
<i>Grand Total</i>	413	280	2,348	515	1,426	1,090	3,763	430	1,524	820	20	242	2,000	49	14,919



Status Common Fund



Common Fund, C&I Contributions 1997 - 2005

Unit: kCHF

Cutoff date: **31 December, 2005**

*) Modified by MoU Addendum

***) Balance = Funds received - Funds due

Interest earned:

Year	C/F	C&I	Total
1999	7.3		7.3
2000	47.3		47.3
2001	106.8		106.8
2002	100.0		100.0
2003	83.4	1.9	85.3
2004	72.6	3.6	76.2
2005	33.4	5.0	38.4
	450.8	10.5	461.3

	Total contributions					Funds due		
	Fee	Cash	C&I	InKind	Total	MoU	(agreed) C&I	Balance (**)
CERN	30.0	2,571.0		104.1	2,705.1	2,700.0	5.0	0.1
Czech Republic	80.0	50.0	36.0		166.0	120.0	32.0	14.0
Denmark	40.0	40.0	40.0		120.0	120.0	49.0	-49.0
Finland	40.0				40.0	100.0	42.0	-102.0
France CEA	40.0	110.0	71.0		221.0	150.0	71.0	
France IN2P3	125.0	775.0			900.0	900.0	347.0	-347.0
Germany BMBF	210.7	1,069.3			1,280.0	1,280.0	490.0	-490.0
Germany GSI	40.0	600.0	278.0		918.0	720.0	278.0	-80.0
Greece	35.0				35.0	125.0 *)	5.0	-95.0
Hungary	40.0		12.0		52.0	100.0	27.0	-75.0
Italy	445.0	1,210.0	594.7		2,249.7	1,600.0	649.0	0.7
Netherlands	40.0	150.0	82.0		272.0	220.0	87.0	-35.0
Norway	85.0		51.0		136.0	140.0	66.0	-70.0
Poland	107.0				107.0	120.0	15.0	-28.0
Slovak Republic	90.0	20.0		16.4	126.4	100.0	36.0	-9.6
Sweden	45.0	265.0	114.0		424.0	300.0	119.0	5.0
Switzerland	5.0				5.0	40.0		-35.0
United Kingdom	40.0	110.0	65.0		215.0	160.0	64.0	-9.0
Subtotal MS	1,537.7	6,970.3	1,343.7	120.5	9,972.2	8,995.0	2,382.0	-1,404.8
Armenia	28.0			4.8	32.8	40.0	11.0	-18.3
China	5.0				5.0	120.0 *)	15.0	-130.0
Croatia	45.0	40.0	17.0		102.0	100.0 *)	17.0	-15.0
India	120.0	80.0		42.2	242.2	300.0	15.0	-72.8
JINR	30.0				30.0	240.0 *)	5.0	-215.0
Mexico	40.0				40.0	110.0 *)	6.0	-76.0
Romania	35.0	31.0			66.0	100.0	5.0	-39.0
Russia	75.0			321.9	396.9	1,300.0	10.0	-913.1
Ukraine	65.0				65.0	100.0	47.0	-82.0
South Africa	15.0				15.0	40.0 *)	5.0	-30.0
USA Creighton	15.0				15.0	40.0	5.0	-30.0
USA (Oak Ridge)						40.0	5.0	-45.0
USA (OSC)						40.0	5.0	-45.0
USA (OSU)	40.0				40.0	40.0	15.0	-15.0
Subtotal NMS	513.0	151.0	17.0	368.9	1,049.9	2,610.0	166.0	-1,726.2
Subtotal MS + NMS	2,050.7	7,121.3	1,360.7	489.4	11,022.0	11,605.0	2,548.0	-3,131.0
Interest	450.9		10.5		461.4			
Totals	2,501.6	7,121.3	1,371.2	489.4	11,483.4	11,605.0	2,548.0	-3,131.0



Common Fund, C&I Contributions 1997 - 2006

Unit: kCHF

Cutoff date: **25 April 2006**

*) Modified by MoU Addendum

**) Balance = Funds received - Funds due

In-kind contributions for
2006 have been agreed:

India 95.0 kCHF
JINR 199.4 kCHF
Russia 234.8 kCHF

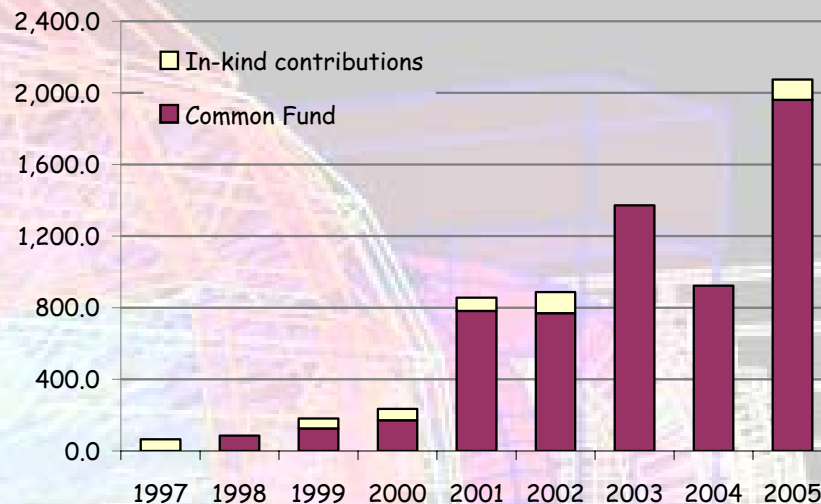
	Total contributions					Funds due		
	Fee	Cash	C&I	InKind	Total	MoU	(agreed) C&I	Balance **)
CERN	30.0	2,571.0		104.1	2,705.1	2,700.0	5.0	0.1
Czech Republic	80.0	40.0	46.0		166.0	120.0	32.0	14.0
Denmark	40.0	80.0	49.0		169.0	120.0	49.0	
Finland	40.0	30.0			70.0	100.0	42.0	-72.0
France CEA	40.0	110.0	71.0		221.0	150.0	71.0	
France IN2P3	125.0	775.0	173.0		1,073.0	900.0	347.0	-174.0
Germany BMBF	210.7	1,069.3			1,280.0	1,280.0	490.0	-490.0
Germany GSI	40.0	680.0	278.0		998.0	720.0	278.0	
Greece	35.0				35.0	125.0 *)	5.0	-95.0
Hungary	40.0		12.0		52.0	100.0	27.0	-75.0
Italy	445.0	1,155.0	649.7		2,249.7	1,600.0	649.0	0.7
Netherlands	40.0	185.0	82.0		307.0	220.0	87.0	
Norway	85.0		51.0		136.0	140.0	66.0	-70.0
Poland	112.0				112.0	120.0	15.0	-23.0
Slovak Republic	90.0	-6.4	26.4	16.4	126.4	100.0	36.0	-9.6
Sweden	45.0	255.0	124.0		424.0	300.0	119.0	5.0
Switzerland	5.0				5.0	40.0		-35.0
United Kingdom	40.0	120.0	64.0		224.0	160.0	64.0	
Subtotal MS	1,542.7	7,063.9	1,626.1	120.5	10,353.2	8,995.0	2,382.0	-1,023.8
Armenia	28.0			4.8	32.8	40.0	11.0	-18.3
China	5.0				5.0	120.0 *)	15.0	-130.0
Croatia	45.0	40.0	17.0		102.0	100.0 *)	17.0	-15.0
India	120.0	80.0		42.2	242.2	300.0	15.0	-72.8
JINR	30.0				30.0	240.0 *)	5.0	-215.0
Mexico	40.0				40.0	110.0 *)	6.0	-76.0
Romania	35.0	31.0			66.0	100.0	5.0	-39.0
Russia	85.0			351.9	436.9	1,300.0	10.0	-873.1
Ukraine	65.0				65.0	100.0	47.0	-82.0
South Africa	15.0				15.0	40.0 *)	5.0	-30.0
USA Creighton	15.0				15.0	40.0	5.0	-30.0
USA (Oak Ridge)						40.0	5.0	-45.0
USA (OSC)						40.0	5.0	-45.0
USA (OSU)	40.0				40.0	40.0	15.0	-15.0
Subtotal NMS	523.0	151.0	17.0	398.9	1,089.9	2,610.0	166.0	-1,686.2
Subtotal MS + NMS	2,065.7	7,214.9	1,643.1	519.4	11,443.0	11,605.0	2,548.0	-2,710.0
Interest	450.9		10.5		461.4			
Totals	2,516.6	7,214.9	1,653.6	519.4	11,904.4	11,605.0	2,548.0	-2,710.0



Closing date:
December 31, 2005

Common Fund Expenditure 1997 - 2005

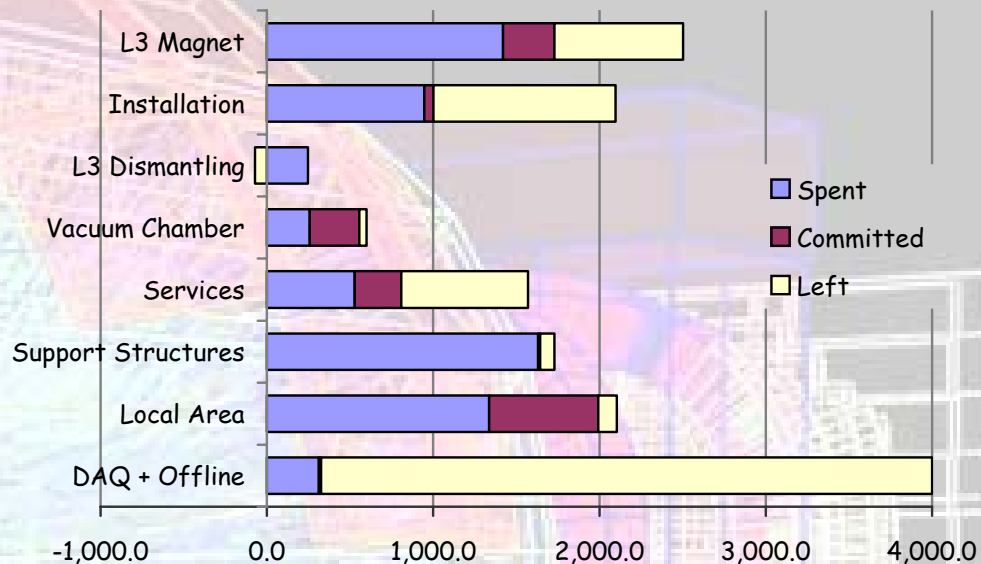
unit: kCHF



CORE	Description	1997	1998	1999	2000	2001	2002	2003	2004	2005	Grand total
5.1	DAQ + Offline							18.7	1.4	292.7	312.7
6.1.1	Local Area		36.6	4.0		139.7	183.6	280.0	248.6	444.8	1,337.3
6.1.2	Support Structures				63.9		102.9	1,000.4	301.6	161.3	1,630.1
6.1.3	Services						0.0	12.8	60.1	455.1	528.0
6.1.4	Vacuum Chamber					21.6	50.0	23.3	37.8	125.2	257.8
6.1.5	L3 Dismantling				70.0	253.0	0.9	-77.6			246.3
6.1.6	Installation			3.9	36.3	208.8	193.2	9.3	75.2	419.9	946.5
6.2.1	L3 Magnet	64.8	48.5	173.1	65.2	234.3	356.1	105.3	198.7	174.9	1,420.7
		64.8	85.1	180.9	235.3	857.4	886.7	1,372.2	923.3	2,073.9	6,679.5



Common Fund
Budget and fraction spent
1997 - 2005
unit: kCHF



CORE	Description	Grand total	+Comm.	Budget *)	Balance	% spent
5.1	DAQ + Offline	312.7	13.0	4,000.0	3,674.2	8.1
6.1.1	Local Area	1,337.3	654.6	2,105.0	113.1	94.6
6.1.2	Support Structures	1,630.1	13.7	1,730.0	86.2	95.0
6.1.3	Services	528.0	279.2	1,570.0	762.8	51.4
6.1.4	Vacuum Chamber	257.8	297.6	600.0	44.5	92.6
6.1.5	L3 Dismantling	246.3		175.0	-71.3	140.7
6.1.6	Installation	946.5	55.0	2,097.8	1,096.3	47.7
6.2.1	L3 Magnet	1,420.7	309.3	2,502.5	772.5	69.1
		6,679.5	1,622.4	14,780.3	6,478.4	56.2

(kCHF)

*) Budget = MoU + CtC



Common Fund balance

Summary of past and planned C/F expenditure (kCHF):

Area	1998 - 2005			Planned			In-kind	Total Expenditure	Budget C/F	Budget C&I	% used
	Paid	Committed	Total	2,006	2,007	2,008					
5.1 - DAQ + Offline	313	13	326	1,221	122	95		1,764	4,000		44
6.1.1 - Local Area	1,337	655	1,992	550	150			2,692	1,350	755	128
6.1.2 - Common Support Structures	1,566	14	1,580	-116			64	1,528	2,315	-585	88
6.1.3 - Services	528	279	807	2,084	200			3,091	1,400	170	197
6.1.4 - Vacuum Chamber	258	298	555	94	65			714	280	320	119
6.1.5 - L3 Dismantling	171		171				75	246	348	-173	141
6.1.6 - Installation	812	55	867	584	235	110	718	2,514		2,098	120
6.2.1 - L3 Magnet	1,205	309	1,514	-212			216	1,518	2,260	242	61
<i>Grand Total</i>	6,190	1,622	7,813	4,206	772	205	1,073	14,068	11,953	2,827	95



Common Fund balance

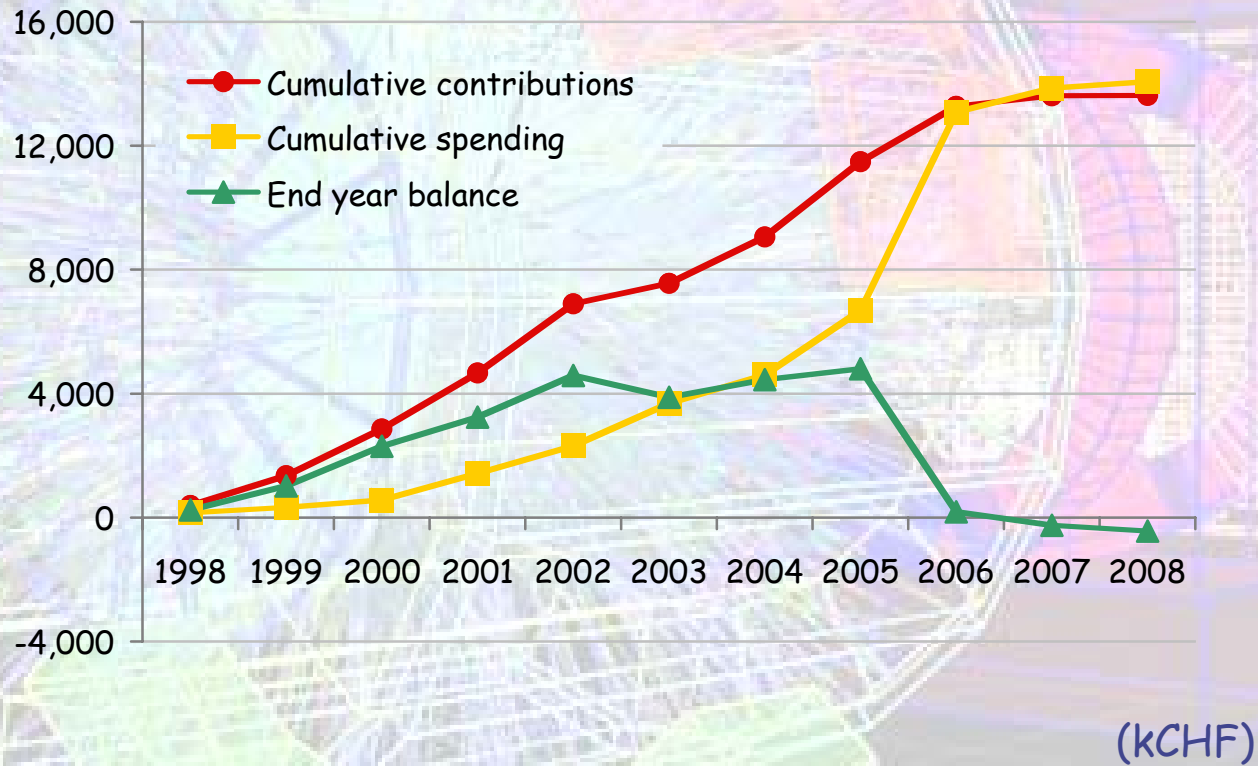
	1998	1999	2000	2001	2002	2003	2004	2005	2006	2007	2008
Common Fund contributions	330	892	1,405	1,624	1,990	341	795	1,796	427	173	11
In-kind contributions	65	54	64	75	118			113	584		
Interest CF		7	47	107	100	83	73	33			
C&I contributions					17	242	620	481	777	174	
Interest C&I						2	4	5			
<i>Total contributions, including interest and in-kind</i>	395	953	1,516	1,806	2,225	668	1,491	2,429	1,787	347	11
<i>Cumulative contributions (C/F and C&I)</i>	395	1,348	2,864	4,670	6,895	7,564	9,055	11,483	13,271	13,618	13,628
Expenditure	85	127	171	782	769	1,372	923	1,960	5,828	772	205
In-kind contributions	65	54	64	75	118			113	584		
Total spending	150	181	235	857	887	1,372	923	2,074	6,412	772	205
<i>Cumulative spending</i>	150	331	566	1,423	2,310	3,682	4,606	6,680	13,091	13,863	14,068
<i>End year balance</i>	245	1,017	2,298	3,247	4,585	3,881	4,449	4,804	180	-245	-440

(kCHF)

End-2005 cash balance reported in CERN-RRB-2006-022: 4,803 kCHF



Common Fund balance





Preliminary 2007 CORE Construction Budget



Preliminary estimate of 2007 CORE budget

Sum of Pay	System									Grand Total
	Pixel	TRD	TOF	PHOS	Muons	DAQ	Trigger	HLT	Infrastr.	
CERN	60					351			1,000	1,411
France IN2P3					404					404
Germany BMBF								803		803
Germany GSI		1,240						279		1,519
Italy	60		2,700							2,760
Norway								450		450
Poland				65						65
United Kingdom							10			10
China				250						250
JINR				130						130
Russia LHC-2				620						620
Russia other				1,300						1,300
Grand Total	120	1,240	2,700	2,365	404	351	10	1,532	1,000	9,722

(kCHF)



MoU Addenda



China

Three institutes:

- Huazhong (Central China) Normal University(CCNU), Wuhan
- Huazhong University of Science & Technology(HUST), Wuhan
- China Institute of Atomic Energy(CIAE), Beijing

Funding Agencies:

- The China Ministry of Education
- The National Science Foundation of China
- Huazhong Normal University
- China Institute of Atomic Energy

Contributions:

Item	Travel funds	CORE	Total
PHOS Frontend Electronics cards		410	410
Test equipment		100	100
R&D PIN diodes		160	160
Installation and integration		826	826
Common Fund		135	135
Travel funds	130		130
	130	1,631	1,761

Status: signed by the Ministry of Education and three institutes (CERN-RRB-2006-001, available on <http://indico.cern.ch/conferenceDisplay.py?confId=480>)



Republic of Korea

Three institutes:

- Kangnung National University
- Pohang Accelerator Laboratory
- Sejong University

Funding Agency:

- Ministry of Science and Technology of the Republic of Korea

Contributions:

Item	Amount (kCHF)
Construction of TOF detector	100
R&D of MRPC	50
ALICEcomputing Grid	50
Common Projects	100
Status: under discussion	300