



Refining document collaboration with ONLYOFFICE: when flexibility matters

Speaker: **Oleksiy Ivanov**

March 12, 2024

www.onlyoffice.com

About ONLYOFFICE project

Company

ONLYOFFICE Capital Group Pte. Ltd.

Divisions

Singapore

Latvia (Riga)

Serbia (Belgrade)

UK (London)


USA (Dallas, TX)

Armenia (Yerevan)

Uzbekistan (Tashkent)



Trusted by over **10M+** users worldwide



Ministerium für Innovation,
Wissenschaft und Forschung
des Landes Nordrhein-Westfalen



SWITCH



About ONLYOFFICE project

Products

ONLYOFFICE Docs
ONLYOFFICE DocSpace

Solutions for

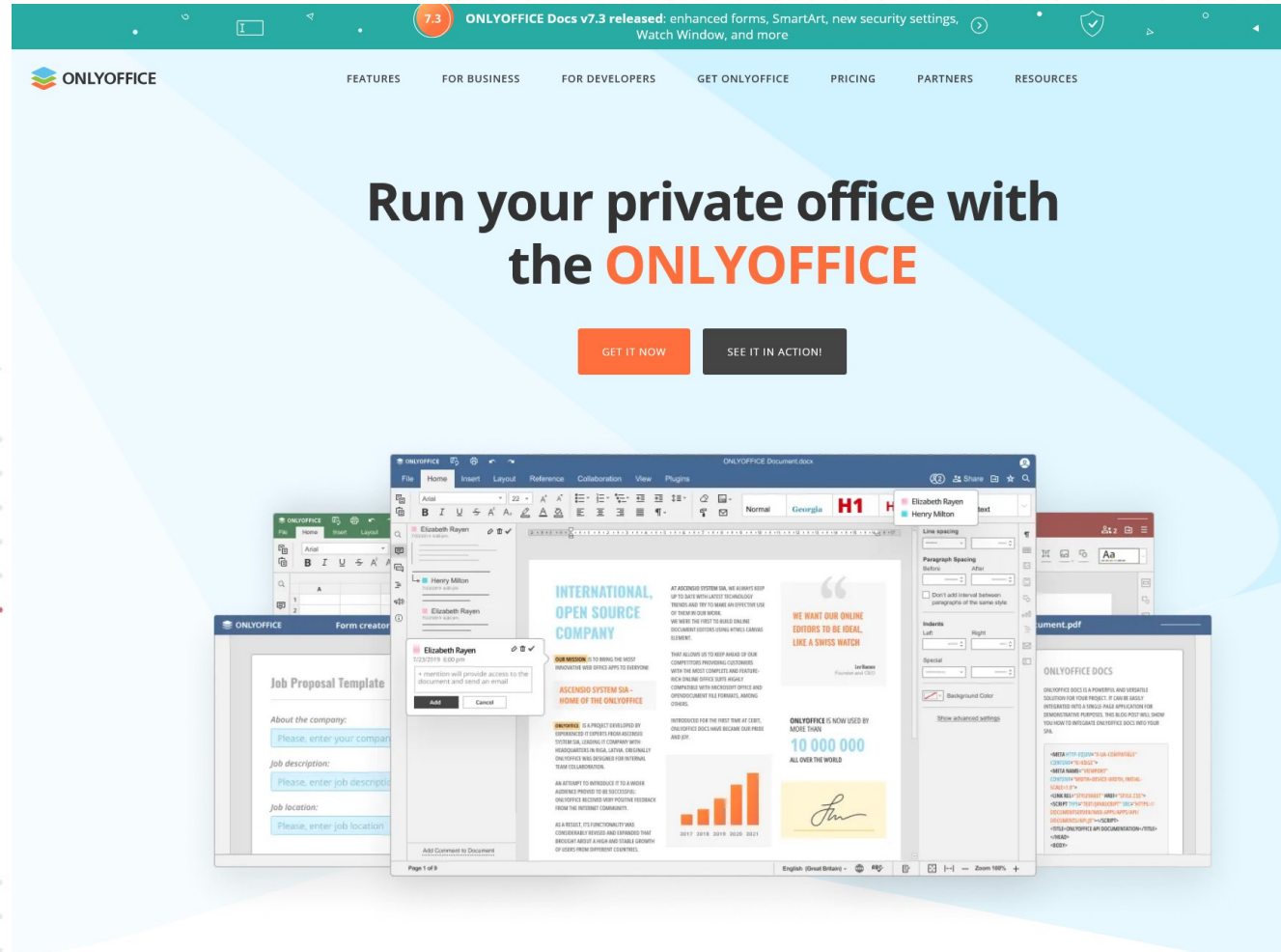
SaaS, On-premises, Desktop, Mobile

Supported platforms

Windows, Linux, macOS, Android, iOS

License

Open source / commercial



The image shows a screenshot of the ONLYOFFICE website and application interface. The website header features the ONLYOFFICE logo and navigation links: FEATURES, FOR BUSINESS, FOR DEVELOPERS, GET ONLYOFFICE, PRICING, PARTNERS, and RESOURCES. A notification bar at the top right indicates '7.3 ONLYOFFICE Docs v7.3 released: enhanced forms, SmartArt, new security settings, Watch Window, and more'. The main content area has a large heading: 'Run your private office with the ONLYOFFICE' and two buttons: 'GET IT NOW' and 'SEE IT IN ACTION!'. Below this, there are several overlapping screenshots of the ONLYOFFICE application. One shows a 'Form creator' interface with a 'Job Proposal Template' and input fields for company name, description, and location. Another shows a document editor with a 'Job Proposal' form, a 'Form creator' sidebar, and a 'Document.pdf' sidebar. A third screenshot shows a document editor with a 'Job Proposal' form, a 'Form creator' sidebar, and a 'Document.pdf' sidebar. The document content includes sections like 'INTERNATIONAL, OPEN SOURCE COMPANY', 'ASCENDO SYSTEMS SA - HOME OF THE ONLYOFFICE', and 'WE WANT OUR ONLINE EDITORS TO BE IDEAL, LIKE A SWISS WATCH'. A bar chart shows 'ONLYOFFICE IS NOW USED BY MORE THAN 10 000 000 ALL OVER THE WORLD'.



Welcome to ONLYOFFICE —
software for secure editing &
collaboration

[Watch our video](#)

ONLYOFFICE Docs in 2023

3

major updates

~170

new features &
220 bug fixes

**The latest
release:**

v.8.0.1 (Feb 2024)

ONLYOFFICE Docs 8.0: Performance testing

up to

15% faster

Creating empty files

up to

20% faster

Opening standard files

up to

15% faster

Opening big files

ONLYOFFICE Docs 8.0:

Load testing (K6)

In collaboration with
ownCloud

100K
simultaneous connections

Infrastructure:

12x DS: c6i.4xlarge 16 CPU 32 GiB MEM

2x K6: c6i.4xlarge 32 CPU 64 GiB MEM

ONLYOFFICE Presentation Editor

ONLYOFFICE PDF

ONLYOFFICE Spreadsheet Editor

ONLYOFFICE Form creator

Job Proposal Template

About the company:
Please, enter your company name

Job description:
Please, enter job description

Job location:
Please, enter job location

ONLYOFFICE PDF

Hand Select Comment

Page Thumbnails

Brand Name

INVOICE

Invoice to:

Name of the company

e-mail

Company address

Account number

Invoice number

Date

No	Details	Price	Qty.	Total
1	Renting premises	\$ 0000.00	1	\$ 0000.00
2	Cleaning services	\$ 0000.00	4	\$ 0000.00
3	Electricity	\$ 0000.00	1	\$ 0000.00
4	Internet	\$ 0000.00	3	\$ 0000.00

Sub Total: \$ 0000.00

Tax: 0.00 %

FORM FILLING

SIGNATURE

ONLYOFFICE Spreadsheet Editor

Project name: Enter Project Name

Project manager: Enter manager name

Date: 08.06.2020

Percentage of income spent: 84,83%

Dynamics of Sales and Gro

Document Editor

Elizabeth Rayen

Henry Milton

WE WANT OUR ONLINE EDITORS TO BE IDEAL, LIKE A SWISS WATCH

Lev Bannov
Founder and CEO

ONLYOFFICE IS NOW USED BY MORE THAN 10 000 000 ALL OVER THE WORLD

PDF Editor



The screenshot displays the ONLYOFFICE PDF Editor interface. The top menu bar includes 'File', 'Home', 'Comment', 'View', and 'Plugins'. The 'Comment' tab is active, showing a toolbar with 'Hand', 'Select', 'Comment', and 'Eraser' options. A 'Page Thumbnails' panel on the left shows a preview of the invoice. The main document area displays an invoice for 'Brand Name' with the following details:

No	Details	Price	Qty.	Total
1	Renting Premises	\$2500.00	1	\$2500.00
2	Cleaning Services	\$500.00	4	\$2000.00
3	Electricity	\$250.00	1	\$250.00
4	Internet	\$78.00	3	\$234.00

Sub Total: \$4984.00
Tax: 0.00%
Total: \$4984.00


The invoice also features a signature field with a blue signature and a 'Signature' label. A comment box is open over the 'Renting Premises' line item, showing the text 'Clarify' and the user 'Director' with a timestamp of '10/09/2023 1:05 pm'. Red handwritten annotations are visible on the invoice, including 'eerie' and 'see'.

PDF Editor

- Viewing PDFs on any device
- Navigation panel
- Printing

File Plugins Docs datasheet_any business.pdf


Page Thumbnails



1

Integration into over 30 existing SaaS solutions

ONLYOFFICE Docs editions to suit any business



Powerful and secure document processing in any environment

Built for deployment in a private network, ONLYOFFICE Docs suite is secure by design. It can be integrated into any sharing environment or used as a component in any web application to provide editing and collaboration on any type of enterprise content with high format compatibility, rich functionality and advanced collaborative features.

The most secure web office

- Data protection and encryption**
 - End-to-end encryption of files
 - Advanced spreadsheet protection tools
 - Watermarks
 - Digital signatures
- Advanced sharing permissions**

Share files for editing, viewing, commenting, reviewing or filling forms. Restrict copy, downloading, and printing.
- Work with all popular formats**

Work with MS Office, OpenDocuments and other popular formats with maximum compatibility and no decoders.

- Compliance and certifications**

ONLYOFFICE complies with all provisions of General Data Protection Regulation and provides the necessary technological safeguards for HIPAA compliance. ONLYOFFICE solutions are compatible with ISO 27001 and HDS.
- Trusted open-source solution**

We embrace transparency and openness, that's why we keep our ONLYOFFICE code open and ready for everyone to examine.
- Co-author your files securely**
 - Co-author files with colleagues
 - Review file version history
 - Comment and chat
 - Review documents
 - Compare contracts and papers
 - Make voice and video calls
- Access files from mobile and desktop**

Work on documents locally and in the cloud with the desktop suite. Manage, edit and collaborate on the go with mobile applications for iOS and Android.

Expert-level functionality

- Create and edit documents of all kinds**

Work on files, contracts, forms, deal sheets, and presentations with advanced editing and formatting features. Generate invoices, build fillable forms and document templates. Create and browse editable PDFs, view eBooks.

- Co-author your files securely**
 - Co-author files with colleagues
 - Review file version history
 - Comment and chat
 - Review documents
 - Compare contracts and papers
 - Make voice and video calls

Integration into over 30 existing SaaS solutions

ONLYOFFICE Docs editions to suit any business

Enterprise Edition

Integrate ONLYOFFICE Docs into any SaaS solution. Deploy Docs in the federated environment or install as a SaaS. Get access to dedicated support and a lifetime license.

Home Server

Use professional version of a suite for home and study in a family of up to 10 users in non-commercial purposes.

Community Edition

Integrate free community version of ONLYOFFICE Docs into any SaaS solution. Recommended for teams of up to 20 users. Community forum is available for peer support and quick troubleshooting.

Developer Edition

Use ONLYOFFICE Docs under your own brand within any web application written on any programming language with well-documented open API libraries. Get dedicated professional support from ONLYOFFICE team.

Free desktop and mobile apps

Work offline and online from your Windows, Linux, macOS computer with full functionality, forms and required content. Manage content and collaborate on the go with mobile apps for iOS and Android.

Trusted by 7 000 000 users worldwide

Deloitte Fujitsu Infomaniak ORACLE NetScout

Integration into over 30 existing SaaS solutions

ONLYOFFICE Docs editions to suit any business

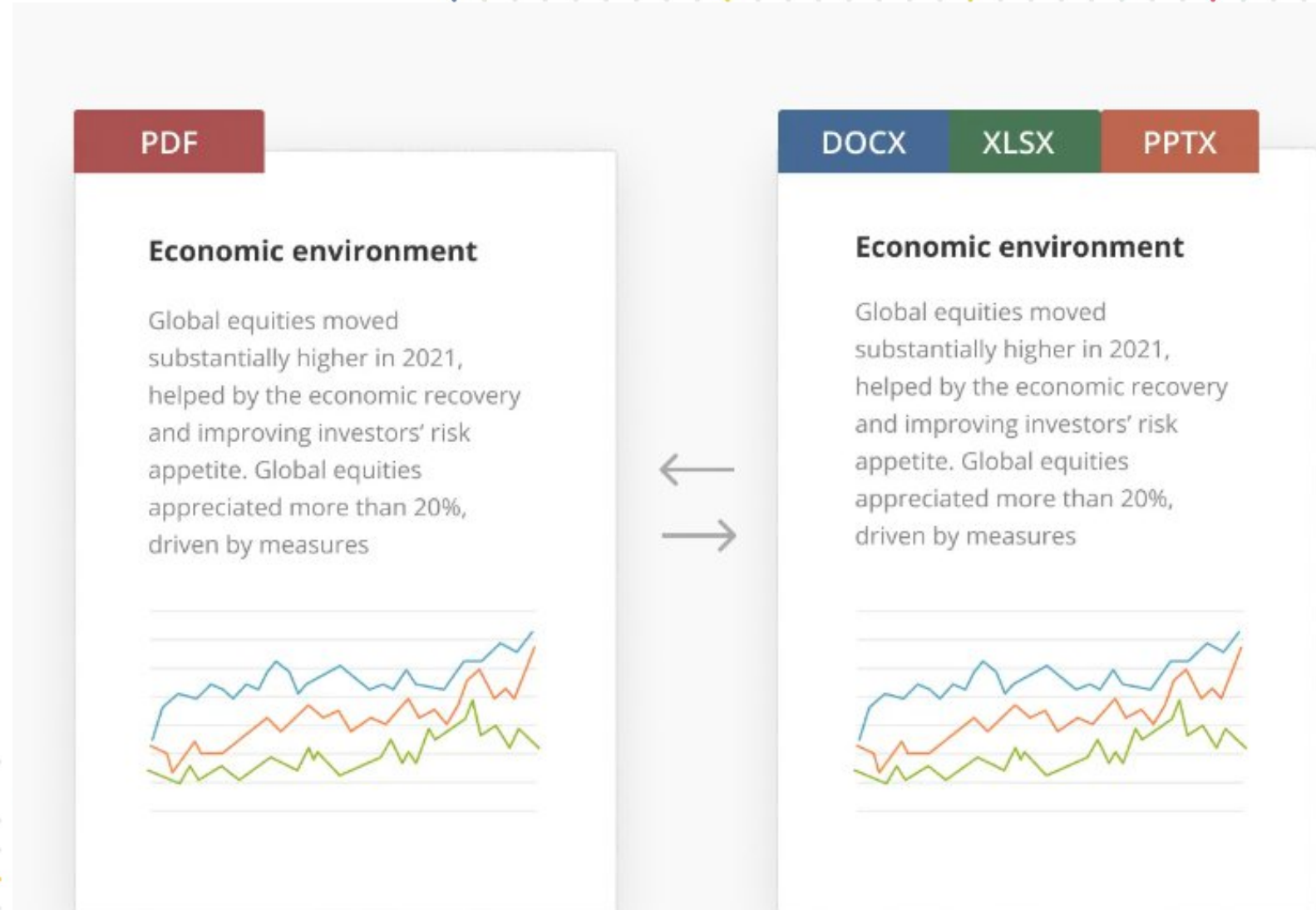
Create and edit documents of all kinds

Co-author your files securely

Page 1 of 2 Zoom 8

PDF Editor

- PDF creation from any docs, sheets, slides
- PDF to DOCX conversion



PDF Editor

Annotations

- Text highlight
- Text underline
- Text strikethrough

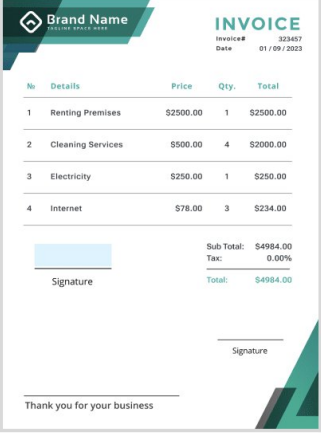
ONLYOFFICE PDF


📄 ✂️ 👤 🖱️ 💬

🖍️ 🔪 🖋️ 🖋️ 🖋️ 🧼

Show Comments

Page Thumbnails





Brand Name
TAGLINE SPACE HERE

INVOICE


Invoice# 323457
Date 01 / 09 / 2023

№	Details	Price	Qty.	Total
1	Renting Premises	\$2500.00	1	\$2500.00
2	Cleaning Services	\$500.00	4	\$2000.00
3	Electricity	\$250.00	1	\$250.00
4	Internet	\$78.00	3	\$234.00

Sub Total: \$4984.00
Tax: 0.00%

Total: \$4984.00

Signature



Thank you for your business

Page 1 of 1

Zoom 100%

TEXT HIGHLIGHT

TEXT UNDERLINE

TEXT STRIKETHROUGH

PDF Editor

Comments

ONLYOFFICE PDF

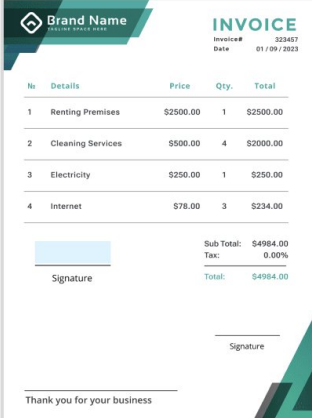
📄 ✂️ 👉 👈 🗨️ 🖋️ 📏 🖍️ 🖍️ 🖍️ 🗑️


Show Comments

Hand **Select** **Comment**

🖋️ 📏 🖍️ 🖍️ 🖍️ 🗑️

Page Thumbnails





Brand Name
TAGLINE SPACE HERE

INVOICE

Invoice# 323457
Date 01 / 09 / 2023

№	Details	Price	Qty.	Total
1	Renting Premises	\$2500.00	1	\$2500.00
2	Cleaning Services	\$500.00	4	\$2000.00
3	Electricity	\$250.00	1	\$250.00
4	Internet	\$78.00	3	\$234.00

Signature

Sub Total: \$4984.00
Tax: 0.00%
Total: \$4984.00

Thank you for your business

🗨️

Skylar Dorwart ✓ ✕

5/10/2023 3:00 PM

Clarify

🗨️

Zain Mango ✓ ✕

5/10/2023 3:00 PM

Need to recalculate the cost

Page 1 of 1

🔍 ↔️ — Zoom 100% +

PDF Editor


Drawing

ONLYOFFICE PDF

Hand Select Comment

█ █ █ Eraser

 Show Comments



The hydrogen economy is complex. The methods of production are just as numerous as the possible applications. All processes require the use of compressors. Source: Shutterstock.com

Hydrogen: a vital building block for a green future

Angelina Stohp, Michael B. Schmitz, Alexander Maier

Hydrogen is the ideal fuel of the future thanks to its high energy density. Until it can be produced using electrolyzers and green electricity on a large scale, thereby becoming „green“ itself, it will primarily be obtained using the steam reforming process. Compressors also play a crucial role in this form of hydrogen production. But producers have to overcome major challenges depending on the ambient conditions, as is shown by the example of a unit designed for use in Taiwan.

The most economical and therefore also the most common method of generating hydrogen used today is steam reforming of natural gas, LPG or naphtha. This process produces high-purity hydrogen, which is of great importance for many industrial sectors. Ninety-five percent of the world's hydrogen demands are covered by steam-reformed hydrogen. According to calculations of the International Energy Agency (IEA), 196 million tons of hydrogen are produced from natural gas every year. This is known as grey hydrogen and still currently dominates the industry because producing green hydrogen is presently more than twice as expensive as producing grey hydrogen. Green hydrogen is produced by electrolysis using only electricity from renewable energies. However, experts assume that the price of green hydrogen will at least halve by 2050 as a result of technological progress, mass production and falling electricity prices.

Compressor units play an important role in the production of hydrogen as well as in its subsequent use. With a growing hydrogen market, the demand for compressors is inevitably also on the rise. And their use in this process is certainly of great consequence. This is shown by the example of a large, new production facility in Taiwan that obtains hydrogen from natural gas using the steam reforming process.

One major challenge in this project is the environment, as the compressor is set up outside. In Taiwan, temperatures can rise to 40°C in summer and at times drop to almost 0°C in winter. The humidity is very high all year round due to the subtropical location. The humidity and extreme temperature fluctuations make it difficult to determine the correct paint specifications. Each individual component of the compressor that is in contact with the environment requires a specified coating thickness to ensure that it is permanently protected against corrosion and can withstand the temperatures that occur. The material from which the parts are made and the surface temperature reached are also significant factors.

Special local regulations and standards are further obstacles. For example, all motors installed in the compressor must be certified in advance by the Taiwanese Industrial Technology Research Institute (ITRI). This means that the ITRI has to declare individual approvals for these motors before they can be handed over for subsequent assembly.

A further important task is ensuring that the system is protected against explosion. The surroundings of this aggregate system were classified as explosion zone 2. We carried out risk assessments on this basis and in collaboration with the customer to identify any residual risks. We designed and evaluated the explosion protection of the compressor unit in accordance with the international explosion protection standard IECEx to mitigate any relevant hazards.

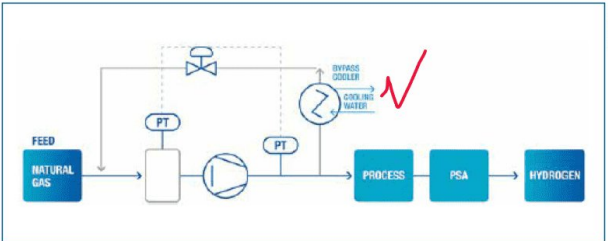


Fig. 1: Simplified diagram of the hydrogen production process

Page 1 of 6
Zoom 100%

PDF Editor

Fillable PDF forms

ONLYOFFICE PDF

1 / 6

Hand Select Rotate 100% Fit To Page Zoom Fit To Width

Application Form

Postgraduate Certificate

SECTION A: All questions must be completed

A(1) Personal details

Name (this should be your legal name) *if you used a different name during previous study at Cambridge, please include it here.*

Last (family) **FORM FILLING**

First

Middle names

Title (Mr/Mrs/Miss/Dr etc)

Date of Birth **Nationality and residence**

Sex Male Female

Do you require a visa to study in the UK? Yes No

Current UK visa status, if applicable:

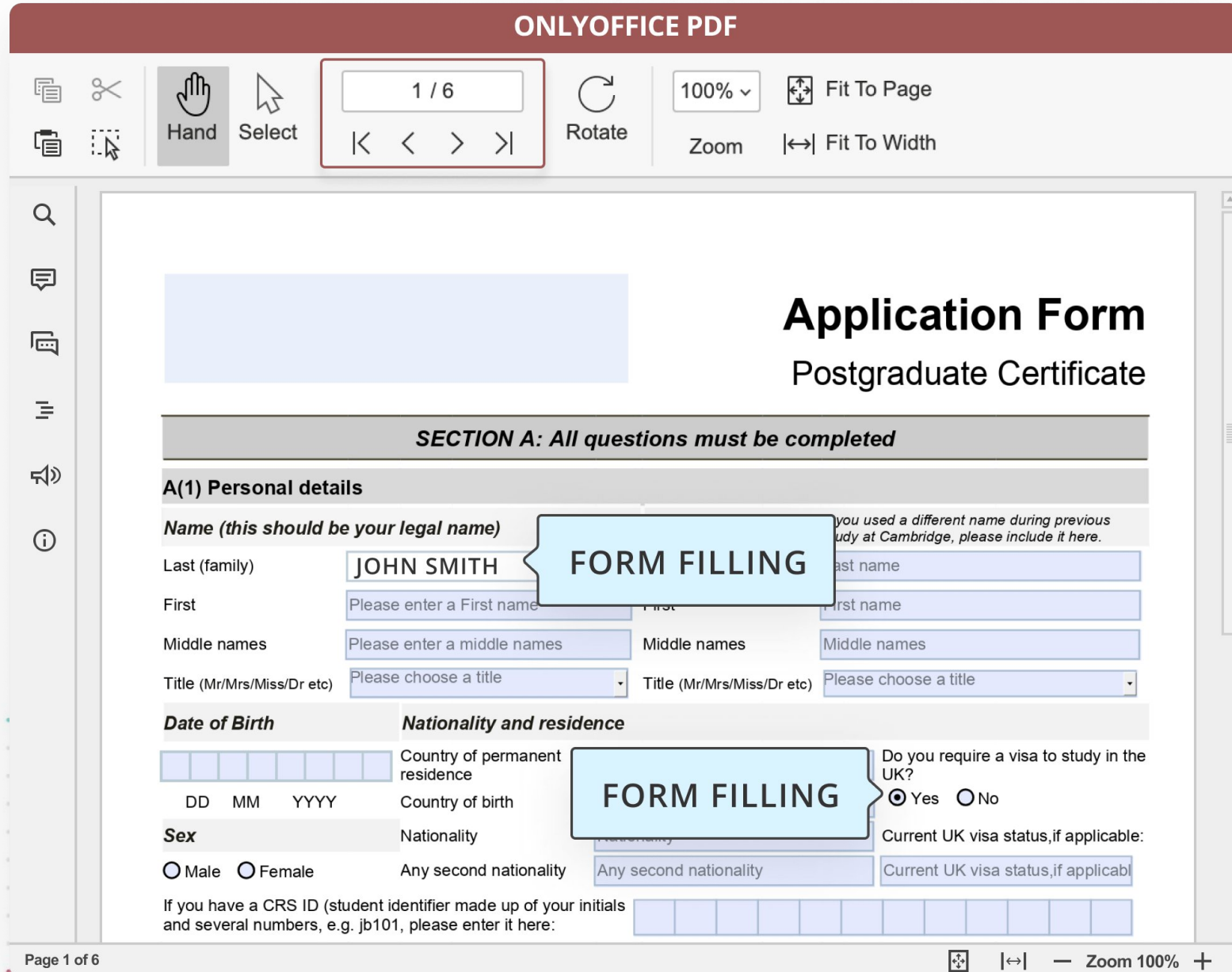
If you have a CRS ID (student identifier made up of your initials and several numbers, e.g. jb101, please enter it here:

Page 1 of 6 Zoom 100%

PDF Editor

Fillable PDF forms

- Working with forms created in ONLYOFFICE **via other apps**
- Filling out forms created in other apps using ONLYOFFICE**
- Facilitating integration



ONLYOFFICE PDF

1 / 6

Hand Select Rotate 100% Fit To Page Zoom Fit To Width

Application Form

Postgraduate Certificate

SECTION A: All questions must be completed

A(1) Personal details

Name (this should be your legal name) *if you used a different name during previous study at Cambridge, please include it here.*

Last (family) **FORM FILLING**

First

Middle names

Title (Mr/Mrs/Miss/Dr etc)

Date of Birth

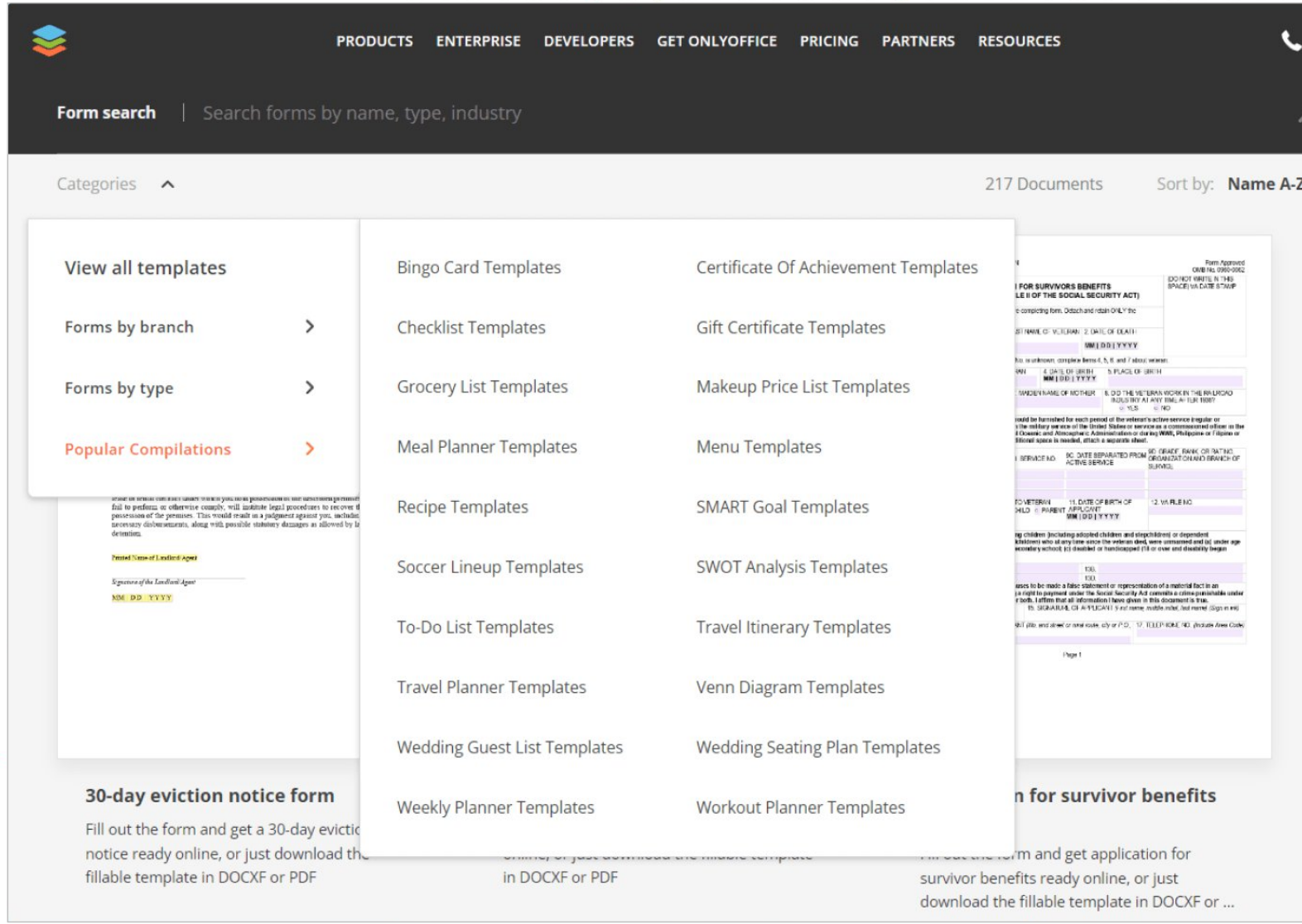
Nationality and residence

Sex Male Female

If you have a CRS ID (student identifier made up of your initials and several numbers, e.g. jb101, please enter it here:

Page 1 of 6 Zoom 100%

Free forms templates



The screenshot shows the ONLYOFFICE website interface for forms templates. At the top, there is a navigation bar with the ONLYOFFICE logo and links for PRODUCTS, ENTERPRISE, DEVELOPERS, GET ONLYOFFICE, PRICING, PARTNERS, and RESOURCES. Below the navigation bar is a search bar labeled "Form search" with the text "Search forms by name, type, industry".

The main content area features a "Categories" dropdown menu on the left, which is currently open, showing options: "View all templates", "Forms by branch", "Forms by type", and "Popular Compilations". To the right of the categories is a grid of template categories, including: "Bingo Card Templates", "Checklist Templates", "Grocery List Templates", "Meal Planner Templates", "Recipe Templates", "Soccer Lineup Templates", "To-Do List Templates", "Travel Planner Templates", "Wedding Guest List Templates", "Weekly Planner Templates", "Certificate Of Achievement Templates", "Gift Certificate Templates", "Makeup Price List Templates", "Menu Templates", "SMART Goal Templates", "SWOT Analysis Templates", "Travel Itinerary Templates", "Venn Diagram Templates", "Wedding Seating Plan Templates", and "Workout Planner Templates".

On the right side of the page, there is a preview of a form titled "Form Approved ONV/FAL 0905-0902" for "SURVIVOR BENEFITS". The form includes fields for "NAME OF VETERAN", "DATE OF BIRTH", "DATE OF DEATH", "PLACE OF BIRTH", "MILITARY SERVICE", "DATE SEPARATED FROM ACTIVE SERVICE", "DATE OF BIRTH OF CHILD", "DATE OF BIRTH OF PARENT", "VA FILE NO.", and "SIGNATURE OF APPLICANT".

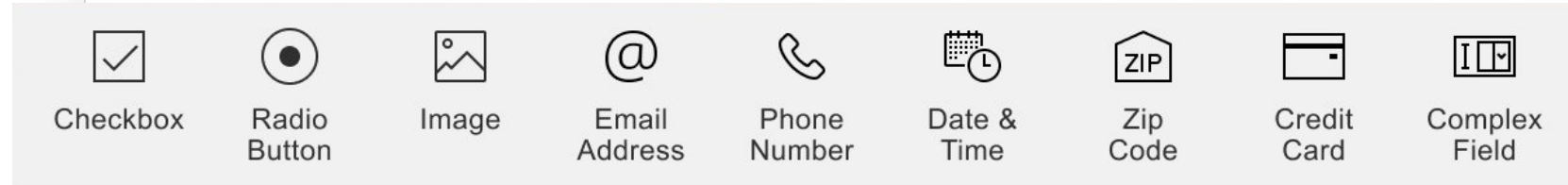
At the bottom of the page, there is a section for "30-day eviction notice form" with the text: "Fill out the form and get a 30-day eviction notice ready online, or just download the fillable template in DOCXF or PDF".



Building PDF forms from templates

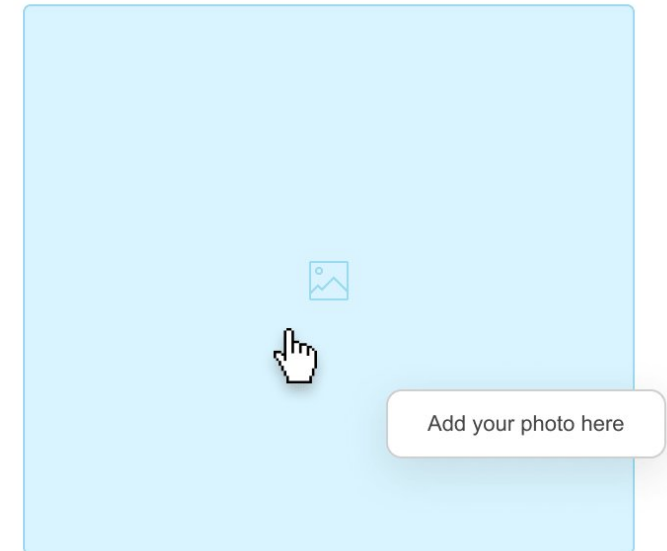
Various types of fields

- Text Field
- Combo Box
- Dropdown
- Checkbox
- Radio Button
- Image
- Email Address
- Phone Number
- Date and Time
- Zip Code
- Credit Card
- Complex Field



Personal

Last Name	<input type="text" value="Elizabeth"/>
First Name	<input type="text" value="Ryan"/>
Birthday	<input type="text" value="D D M M Y Y Y Y"/>
Sex	<input type="text" value="Female"/>
Marital status	<input type="radio"/> Single <input type="radio"/> Married <input type="radio"/> Other
Email	<input type="text" value="user_name@email.com"/>
Phone Number	<input type="text" value="(XXX)XXX-XXXX"/>
Zip Code	<input type="text" value="XXXXX-XXXX"/>
Payment Info	<input type="text" value="XXXX-XXXX-XXXX-XXXX"/>
Languages	<input type="checkbox"/> English <input type="checkbox"/> German <input type="checkbox"/> Spanish <input type="checkbox"/> French <input type="checkbox"/> Chinese <input type="checkbox"/> Japanese



Building PDF forms from templates



Extended field properties

- Tips and placeholders
- Mark as required
- Lock
- Group fields
- Multiline entry
- Characters limit
- Comb of characters
- Allowed symbols
- Tags
- etc.

ONLYOFFICE Document Editor

Text Field Combo Box Dropdown Checkbox Radio Button Image View Form Save as

Elizabeth Rayen
Henry Milton

Brand Name
TAGLINE SPACE HERE

INVOICE

Invoice to: **Henry Milton**

Invoice Date: Enter number 18.01.2024

Name of the company: Name of the company

e-mail: user_name@email.com

Company address: Company address

Account number: 9999-9999-9999-9999

Elizabeth Rayen

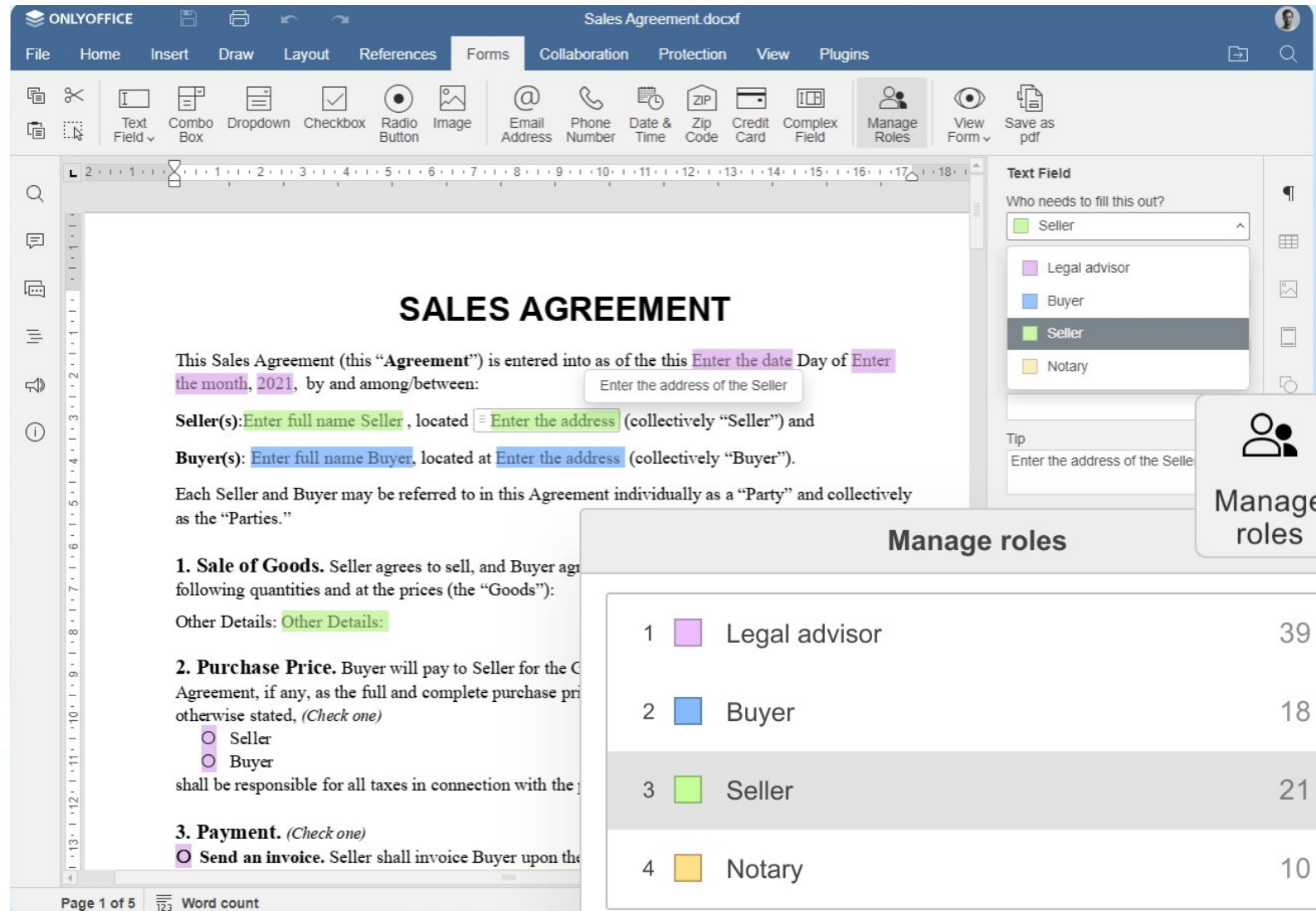
No	Details	Price	Qty.	Total
1	Renting premises	\$ 0000.00	1	\$ 0000.00
2	Cleaning services	\$ 0000.00	4	\$ 0000.00
3	Electricity	\$ 0000.00	1	\$ 0000.00
4	Internet	\$ 0000.00	3	\$ 0000.00

Page 1 of 9 English (Great Britain) Zoom 100%



Building PDF forms from templates

Recipient roles for field filling



The screenshot shows the ONLYOFFICE document editor interface. The main document is a 'Sales Agreement.docx' template. The 'Forms' tab is active in the ribbon, showing various form field types like Text Field, Combo Box, Dropdown, Checkbox, Radio Button, Image, Email Address, Phone Number, Date & Time, Zip Code, Credit Card, and Complex Field. A 'Text Field' is currently selected, and a 'Manage roles' dialog box is open over it.

The document content includes the following text:

SALES AGREEMENT

This Sales Agreement (this "Agreement") is entered into as of the this **Enter the date** Day of **Enter the month**, 2021, by and among/between: **Enter the address of the Seller**

Seller(s): **Enter full name Seller**, located at **Enter the address** (collectively "Seller") and

Buyer(s): **Enter full name Buyer**, located at **Enter the address** (collectively "Buyer").

Each Seller and Buyer may be referred to in this Agreement individually as a "Party" and collectively as the "Parties."

1. Sale of Goods. Seller agrees to sell, and Buyer agrees to purchase, the following quantities and at the prices (the "Goods"):
Other Details: **Other Details:**

2. Purchase Price. Buyer will pay to Seller for the Goods under this Agreement, if any, as the full and complete purchase price, unless otherwise stated, *(Check one)*

- Seller
- Buyer

Buyer shall be responsible for all taxes in connection with the purchase of the Goods.

3. Payment. *(Check one)*

- Send an invoice.** Seller shall invoice Buyer upon the completion of the Goods.

The 'Manage roles' dialog box shows a list of roles and their corresponding counts:

Role	Count
1 Legal advisor	39
2 Buyer	18
3 Seller	21
4 Notary	10

The status bar at the bottom indicates 'Page 1 of 5' and 'Word count: 123'.

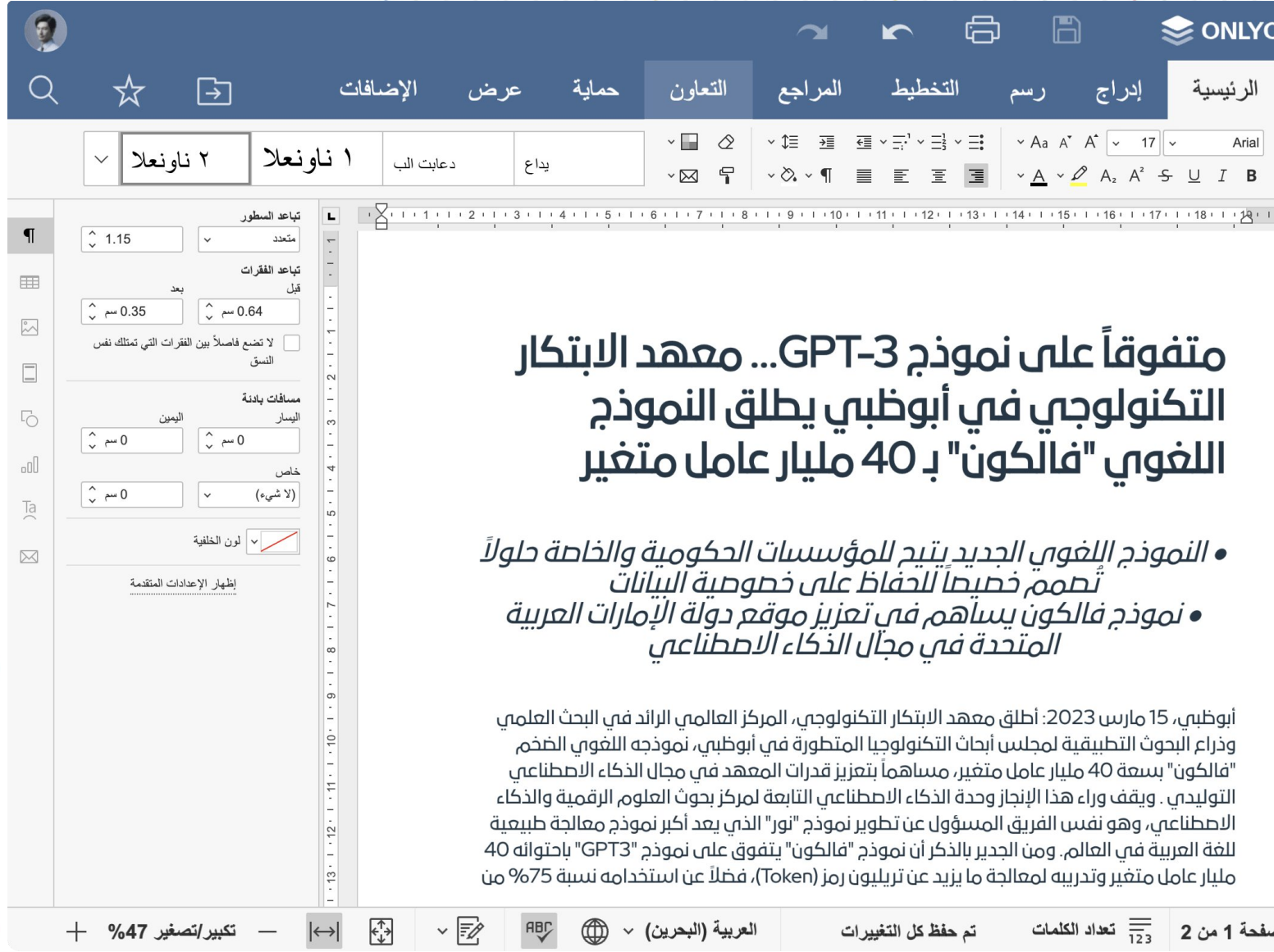
RTL support BETA

For text documents and slides

- Bidirectional text
- RTL input*

*Coming soon:

- Automatic right side alignment
- Using Arabic numerals
- Complex formatting such as lists, tables, columns
- RTL *support for sheets*



The screenshot shows the ONLYOFFICE text editor interface. The top menu bar includes options like 'الرئيسية' (Home), 'إدراج' (Insert), 'رسم' (Draw), 'التخطيط' (Layout), 'المراجع' (References), 'التعاون' (Collaboration), 'حماية' (Protection), 'عرض' (View), 'الإضافات' (Add-ons), and search, star, and folder icons. The ribbon below the menu shows font settings (font face: Arial, size: 17), bold, italic, underline, and color options. The main editing area contains Arabic text: 'متفوقاً على نموذج GPT-3... معهد الابتكار التكنولوجي في أبوظبي يطلق النموذج اللغوي "فالكون" بـ 40 مليار عامل متغير'. Below this is a bulleted list in Arabic: 'النموذج اللغوي الجديد يتيح للمؤسسات الحكومية والخاصة حولاً تصميم خصيصاً للحفاظ على خصوصية البيانات' and 'نموذج فالكون يساهم في تعزيز موقع دولة الإمارات العربية المتحدة في مجال الذكاء الاصطناعي'. At the bottom, there's a status bar with page number '2 من 1', word count 'تعداد الكلمات 123', and zoom level 'تكبير/تصغير 47%'. The interface is in Arabic, demonstrating RTL support.

RTL support BETA

Arabic (ar_SA Saudi Arabia)

Hebrew in progress

Urdu in progress

Elizabeth Rayan
elizabeth.rayan@gmail.com

عربي (المملكة العربية السعودية)

اسم
البريد الإلكتروني
كلمة المرور
اللغة

File management

لا تسأل عن اسم الملف مرة أخرى عند إنشائه
احفظ نسخة الملف بالتنسيق الأصلي أيضًا
اعرض الإشعار عند نقل العناصر إلى المهملات
قم بتحديث إصدار الملف للملف الموجود بنفس الاسم.

تسجيل الدخول الإشعارات

عربي (المملكة العربية السعودية)
Azərbaycan (Latin, Azərbaycan)
Български (България)
Český (Česká republika)
Deutsch (Deutschland)
Ελληνικά (Ελλάδα)
English (United Kingdom)
English (United States)
Español (España)
Suomi (Suomi)
Français (France)

الإجراءات

ملفاتي

غرف

أرشفة

الحسابات

محذوفات

خطبة شركة ناشئة مجانية
هل تريد تفعيل الميزات المميزة؟
احصل على المزيد من خيارات الأمان
والتمييز التجاري

استخدم ONLYOFFICE كالمحترفين
احجز جلسة تدريب فريق مع أفضل
المختصين لدينا.
احجز الآن

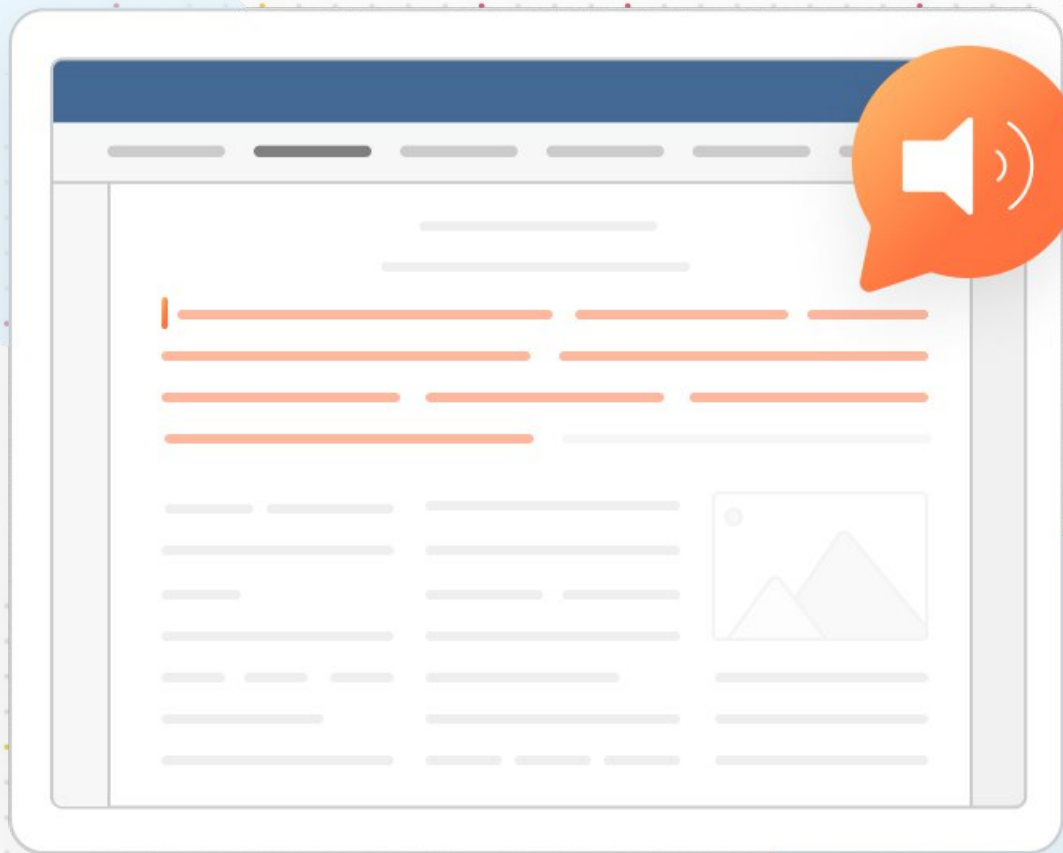
ادوات المطورين

تنزيل التطبيقات

Rayan Elizabeth

Accessibility


Screen Readers



Integration

Plugins

API & WOPI => connectors

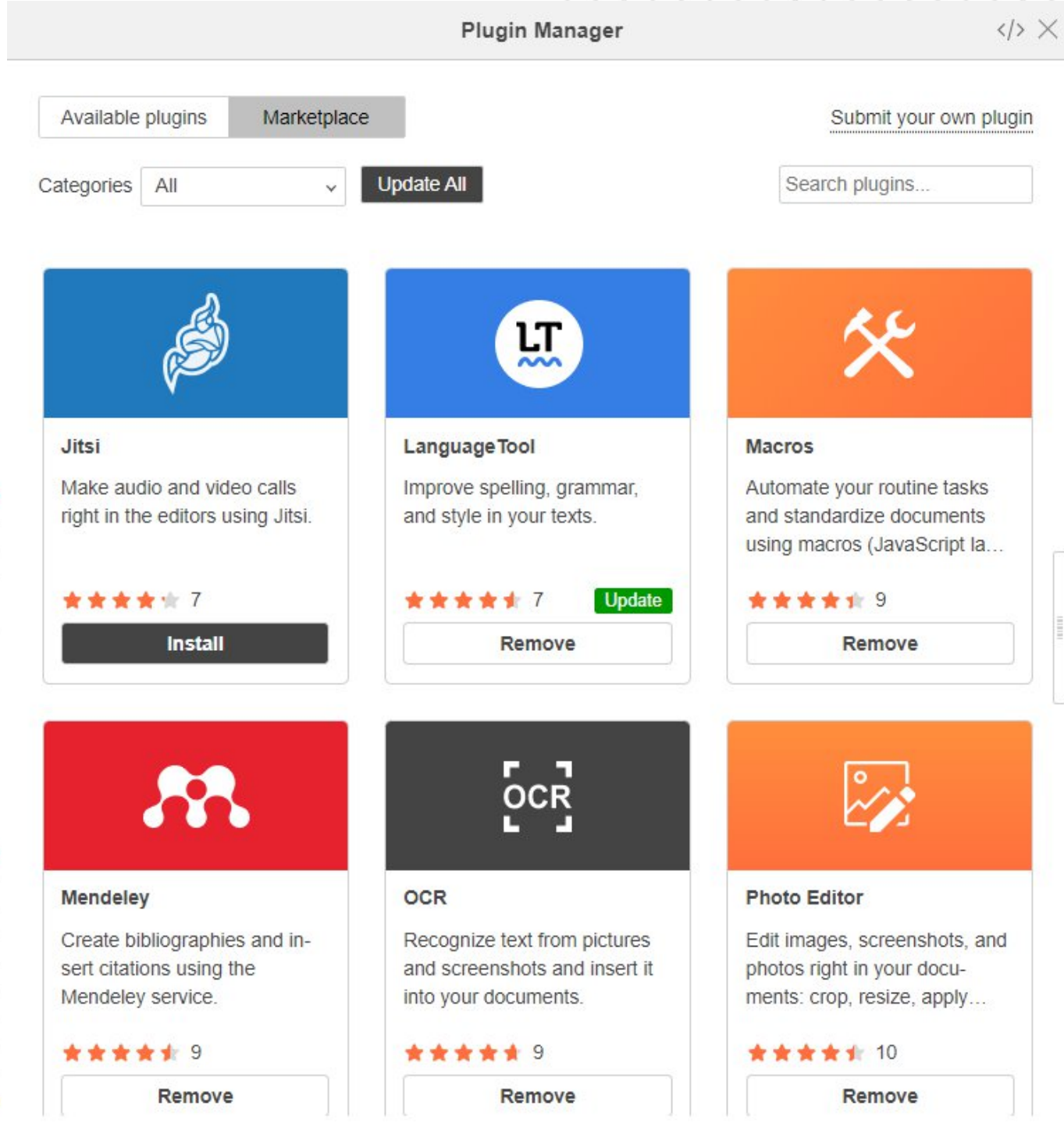


Plugins

More than **30 plugins available** via the Plugin Manager

NEW

- Speech Input
- TerMef
- ZhiPu Copilot



The screenshot shows the 'Plugin Manager' window with a title bar containing '</>' and 'X' icons. Below the title bar are two tabs: 'Available plugins' and 'Marketplace'. To the right of the tabs is a link that says 'Submit your own plugin'. Below the tabs is a 'Categories' dropdown menu set to 'All' and a 'Update All' button. To the right of these is a search bar labeled 'Search plugins...'. The main area displays a grid of six plugin cards. Each card has a colored header with an icon, a title, a description, a star rating, and an action button. The plugins shown are: Jitsi (blue header, snake icon, 7 stars, 'Install' button), Language Tool (blue header, 'LT' icon, 7 stars, 'Update' button), Macros (orange header, crossed wrench and hammer icon, 9 stars, 'Remove' button), Mendeley (red header, Mendeley logo icon, 9 stars, 'Remove' button), OCR (dark grey header, 'OCR' icon, 9 stars, 'Remove' button), and Photo Editor (orange header, photo editor icon, 10 stars, 'Remove' button).

Plugin Manager

Available plugins Marketplace

Submit your own plugin

Categories All Update All

Search plugins...

Jitsi
Make audio and video calls right in the editors using Jitsi.
★★★★★ 7
Install

Language Tool
Improve spelling, grammar, and style in your texts.
★★★★★ 7 Update
Remove

Macros
Automate your routine tasks and standardize documents using macros (JavaScript la...
★★★★★ 9
Remove

Mendeley
Create bibliographies and insert citations using the Mendeley service.
★★★★★ 9
Remove

OCR
Recognize text from pictures and screenshots and insert it into your documents.
★★★★★ 9
Remove

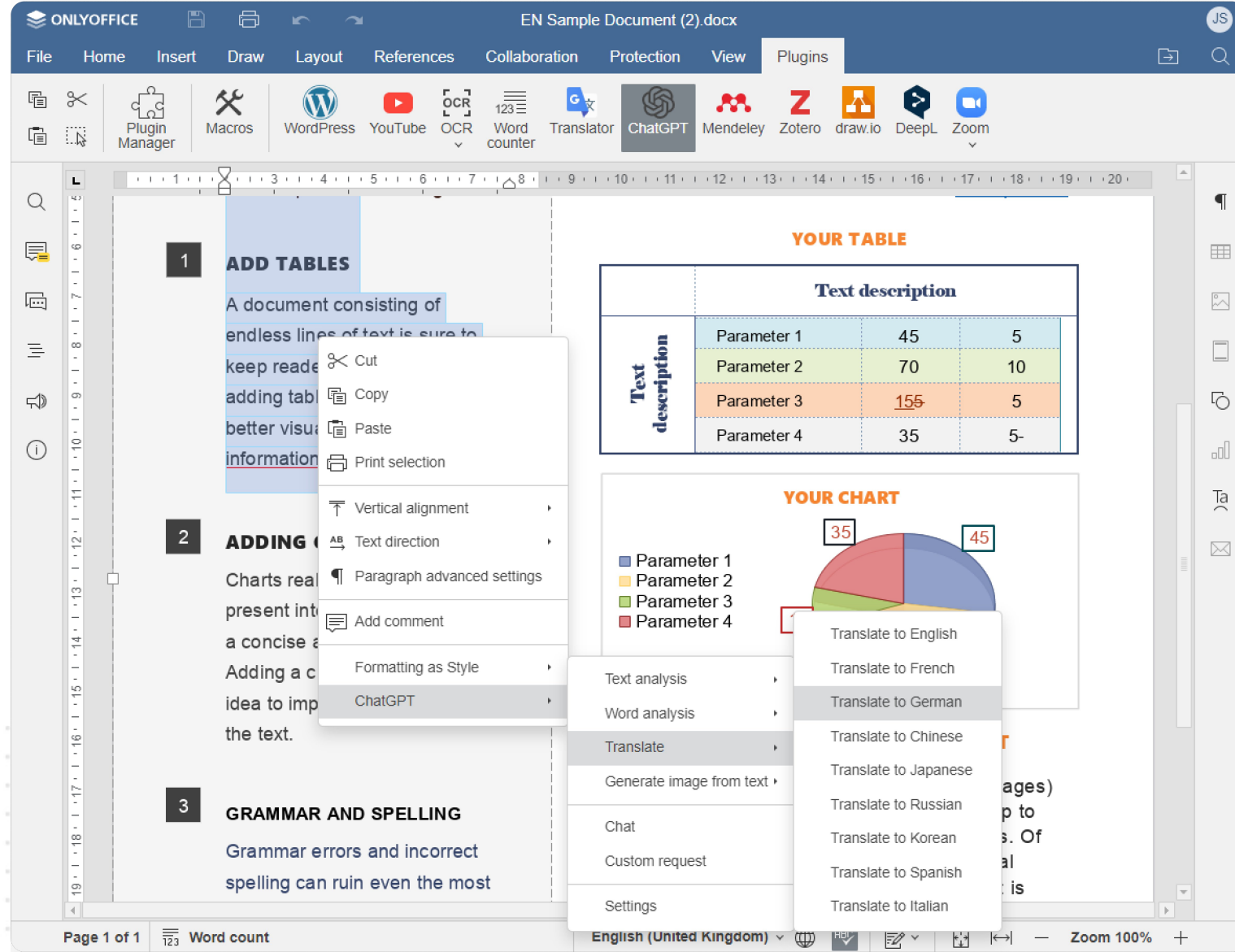
Photo Editor
Edit images, screenshots, and photos right in your documents: crop, resize, apply...
★★★★★ 10
Remove

Plugins

AI helper (Chat GPT)

NEW

- Word analysis
- Image and keyword generation
- Text summarization
- Fix grammar & spelling
- Make text longer / shorter/ simpler
- Rewrite text differently
- Translation
- Thesaurus (synonyms)



The screenshot shows the ONLYOFFICE web interface with the 'Plugins' menu open. The 'ChatGPT' plugin is selected, displaying a menu with options: Text analysis, Word analysis, Translate, Generate image from text, Chat, Custom request, and Settings. The 'Translate' option is expanded, showing a list of languages: English, French, German, Chinese, Japanese, Russian, Korean, Spanish, and Italian. The background document, 'EN Sample Document (2).docx', contains three sections:

- 1 ADD TABLES**
A document consisting of endless lines of text is sure to keep readers bored. Adding tables can make your document better visual and provide better visual information.
- 2 ADDING CHARTS**
Charts really help to present information in a concise and clear way. Adding a chart can give your idea to improve the text.
- 3 GRAMMAR AND SPELLING**
Grammar errors and incorrect spelling can ruin even the most

On the right side of the document, there is a table titled 'YOUR TABLE' and a pie chart titled 'YOUR CHART'.

Text description			
Parameter 1	45	5	
Parameter 2	70	10	
Parameter 3	155	5	
Parameter 4	35	5-	

The pie chart shows four segments: Parameter 1 (blue, 45), Parameter 2 (yellow, 70), Parameter 3 (green, 155), and Parameter 4 (red, 35).

Ready-to-use connectors (API)

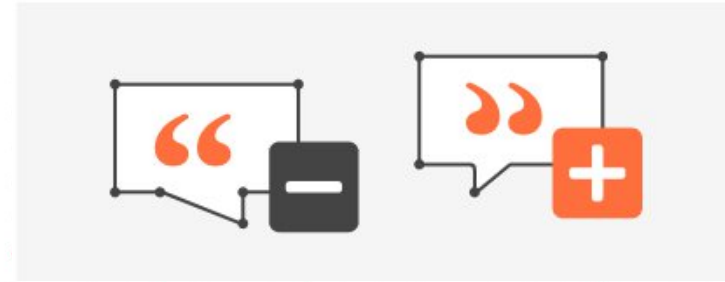


API updates

Automation API

External access to document editing

- Accessing documents directly from any web interface
- Methods to place any controls within the interface



Ready-to-use WOPI integrations



Infinite
Scale



WOPI updates

- Conversion API
- Save Copy as
- Discovery action 'formsubmit'
(PDF form filling)

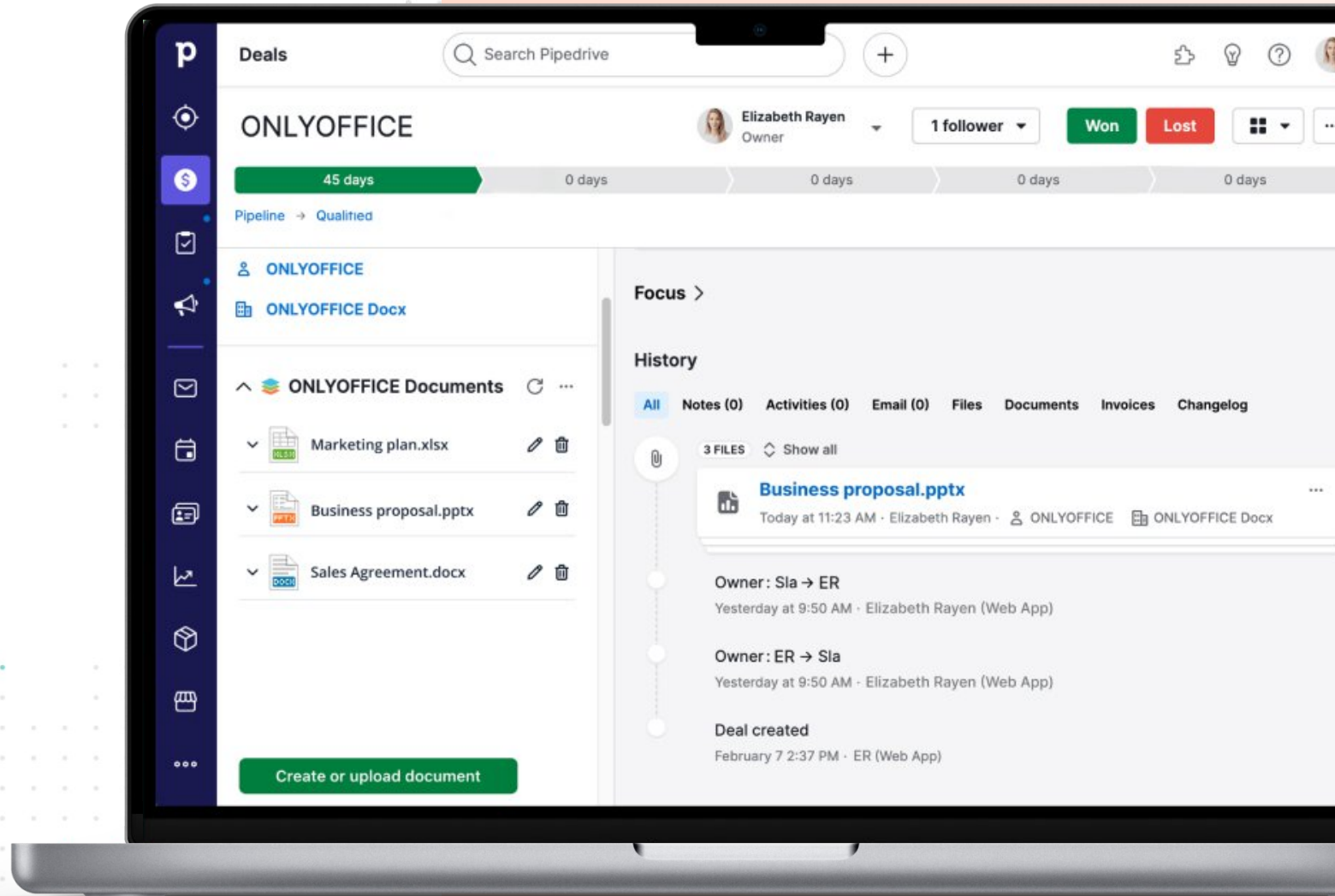
Test ONLYOFFICE Docs for integration with your platform



Ready-to-use connectors

NEW

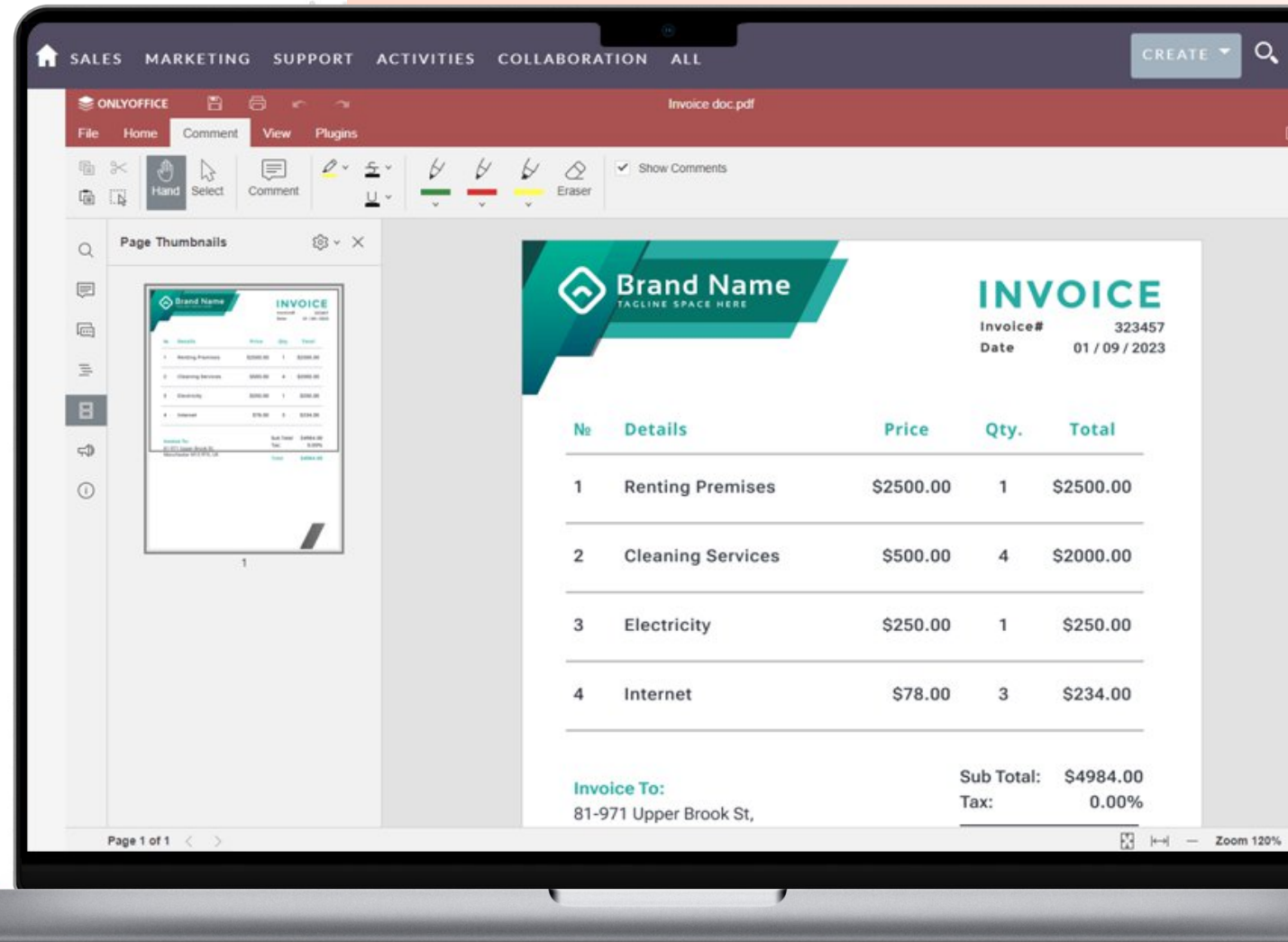
pipedrive



Ready-to-use connectors

NEW

SUITE CRM



The screenshot displays the ONLYOFFICE CRM interface. At the top, there is a navigation bar with options: SALES, MARKETING, SUPPORT, ACTIVITIES, COLLABORATION, and ALL. A 'CREATE' button and a search icon are also present. Below this is a secondary toolbar with 'ONLYOFFICE' branding and document icons. The main interface is divided into a left sidebar with navigation icons, a central 'Page Thumbnails' pane showing a preview of the invoice, and a main content area displaying the full invoice document. The invoice includes a header with 'Brand Name' and 'INVOICE', followed by a table of items and a summary section at the bottom.

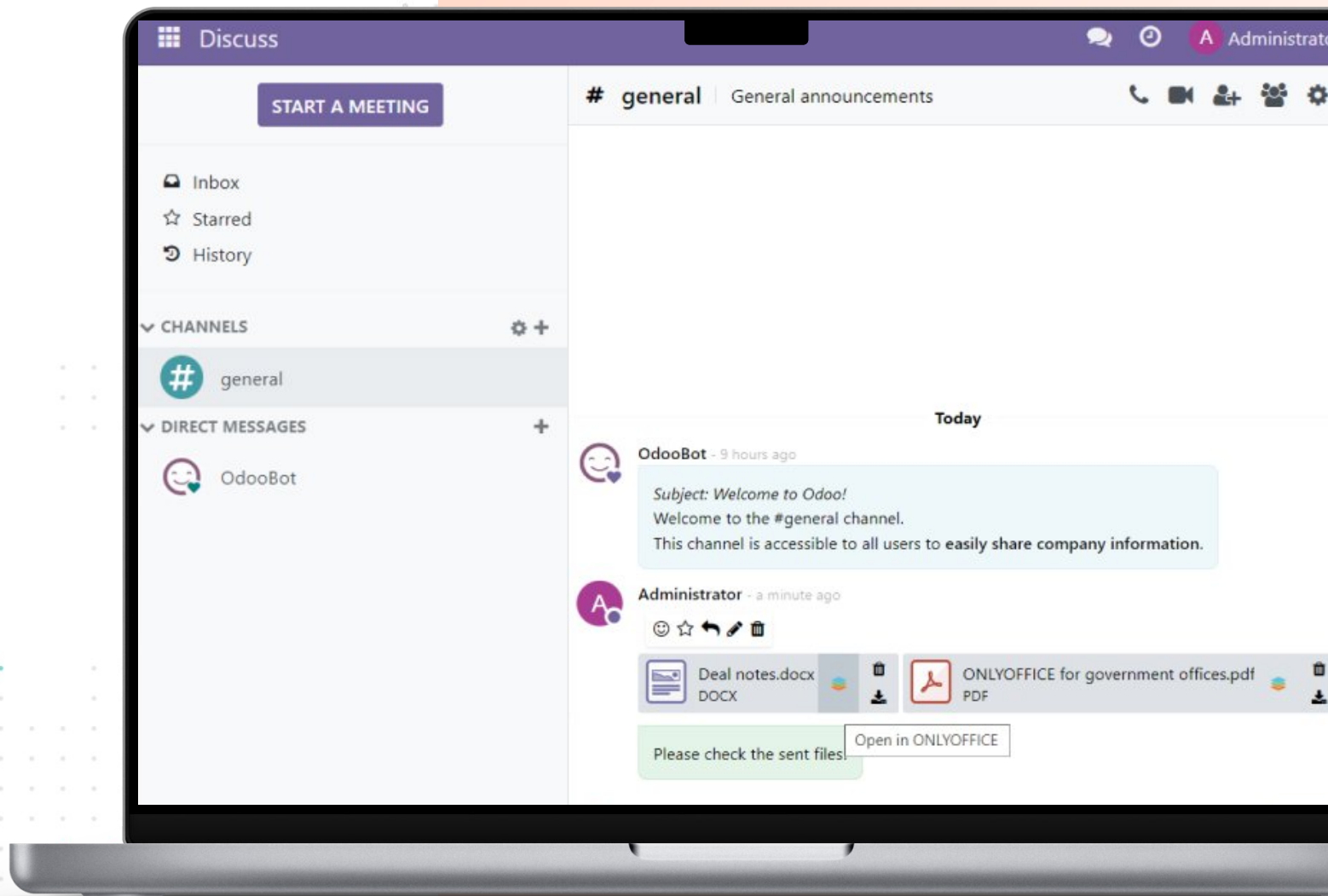
No	Details	Price	Qty.	Total
1	Renting Premises	\$2500.00	1	\$2500.00
2	Cleaning Services	\$500.00	4	\$2000.00
3	Electricity	\$250.00	1	\$250.00
4	Internet	\$78.00	3	\$234.00

Invoice To: 81-971 Upper Brook St,
Sub Total: \$4984.00
Tax: 0.00%

Ready-to-use connectors

NEW


odoo



Ready-to-use connectors

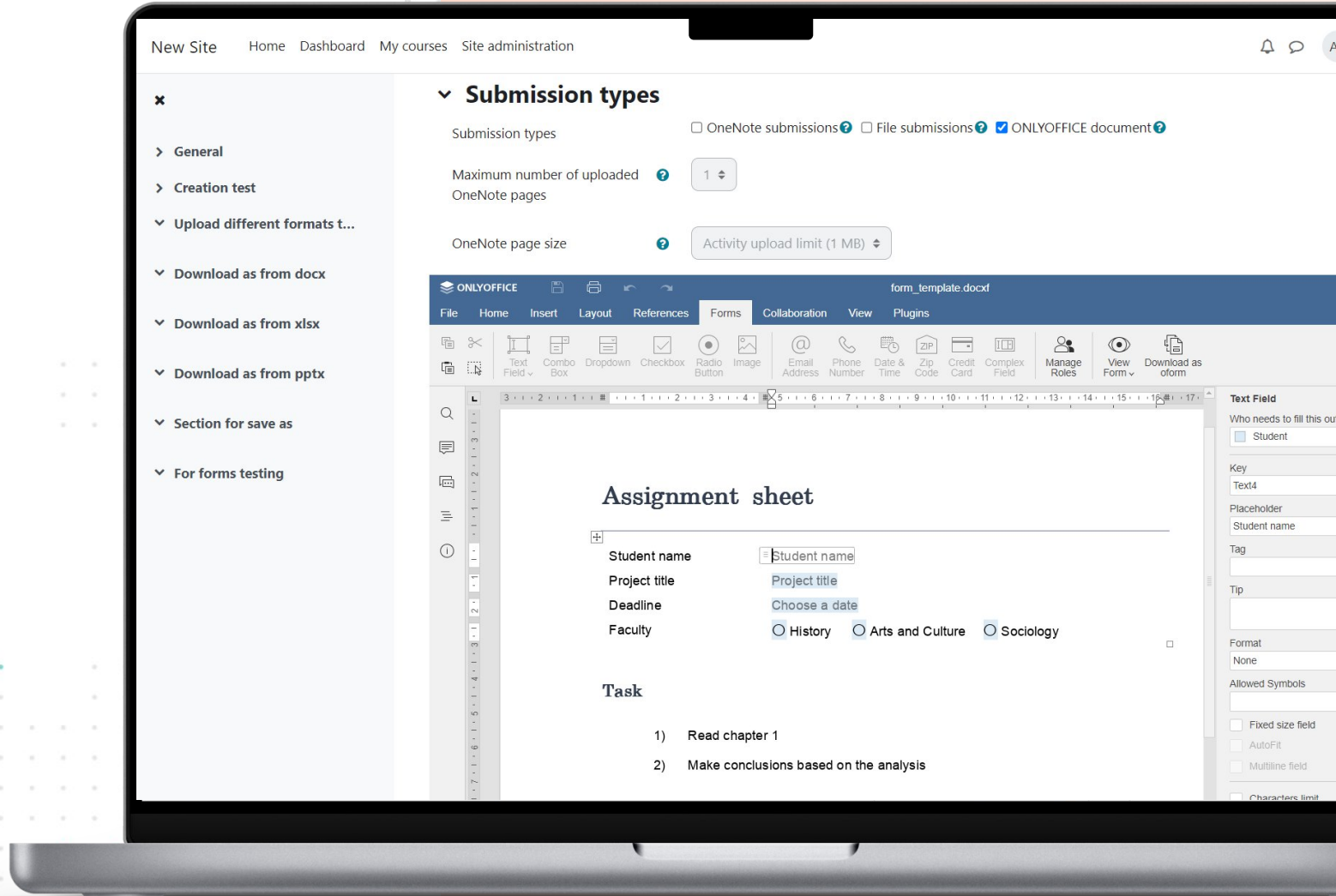
NEW

 **Mattermost**[®]



Ready-to-use connectors

NEW



The screenshot displays the ONLYOFFICE web interface. The top navigation bar includes 'New Site', 'Home', 'Dashboard', 'My courses', and 'Site administration'. A sidebar on the left lists various connector options: 'General', 'Creation test', 'Upload different formats t...', 'Download as from docx', 'Download as from xlsx', 'Download as from pptx', 'Section for save as', and 'For forms testing'. The main content area is titled 'Submission types' and contains the following settings:

- Submission types: OneNote submissions, File submissions, ONLYOFFICE document
- Maximum number of uploaded OneNote pages: 1
- OneNote page size: Activity upload limit (1 MB)

Below the settings is a preview of a 'form_template.docx' document. The document has a blue header with the ONLYOFFICE logo and a menu bar with 'File', 'Home', 'Insert', 'Layout', 'References', 'Forms', 'Collaboration', 'View', and 'Plugins'. The main content of the document is an 'Assignment sheet' form with the following fields:

- Student name:
- Project title:
- Deadline:
- Faculty: History Arts and Culture Sociology

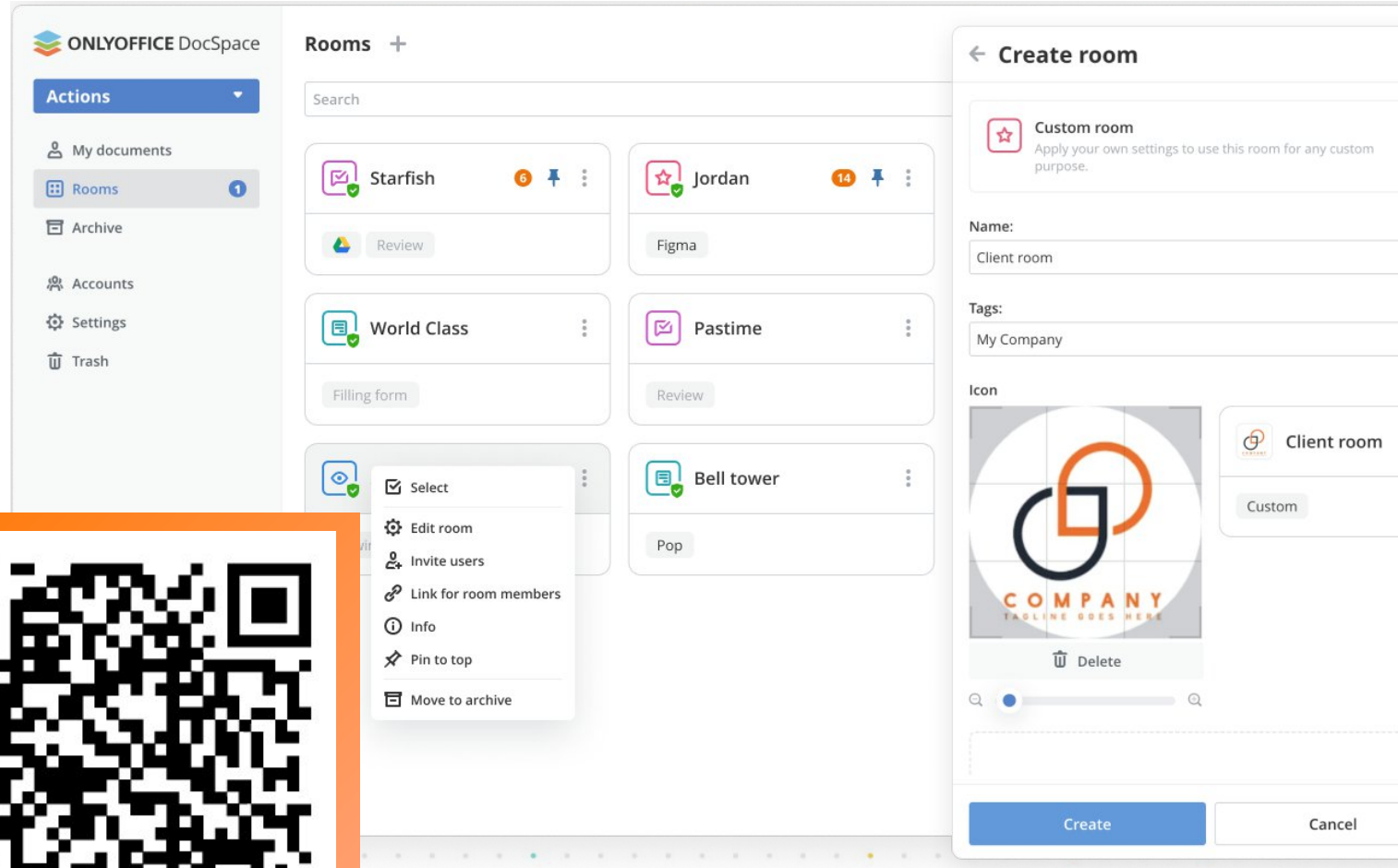
Below the form is a 'Task' section with two numbered items:

- 1) Read chapter 1
- 2) Make conclusions based on the analysis

On the right side of the document preview, there is a 'Text Field' configuration panel with options for 'Who needs to fill this out' (Student), 'Key' (Text4), 'Placeholder' (Student name), 'Tag', 'Tip', 'Format' (None), and 'Allowed Symbols' (Fixed size field, AutoFit, Multiline field, Characters limit).

ONLYOFFICE DocSpace

Room-based collaboration environment for organizing secure teamwork on sensitive files and research papers



The screenshot displays the ONLYOFFICE DocSpace interface. On the left, a sidebar contains navigation options: My documents, Rooms (1), Archive, Accounts, Settings, and Trash. The main area shows a 'Rooms' section with a search bar and a grid of room cards. Each card includes a name, a status indicator, and a list of documents. A context menu is open over one of the room cards, listing actions: Select, Edit room, Invite users, Link for room members, Info, Pin to top, and Move to archive. On the right, a 'Create room' dialog is visible, featuring a 'Custom room' option, a name field (Client room), a tags field (My Company), an icon field (COMPANY logo), and 'Create' and 'Cancel' buttons.



Test ONLYOFFICE DocSpace

Try in the cloud



Test ONLYOFFICE DocSpace

Download server build



ONLYOFFICE DocSpace




Collaboration rooms

Work on discourses, monographs, research specifications, etc. together

Co-author docs, track changes, communicate in real time

← Create room

 **Collaboration room**
Collaborate on one or multiple documents with your team

Name:

Tags:


Icon

[Select new image](#) or drop file here
(JPG or PNG)



Create Cancel

Info



[Members](#) [History](#) [Details](#)

 **Collaboration room**


Administration

-  **Admin (Me)** Room owner
-  **Ahmad Bergson** Room admin

Users

-  **Zain Mango** Form filler
-  **Skylar Dorwart** Viewer

Expect users

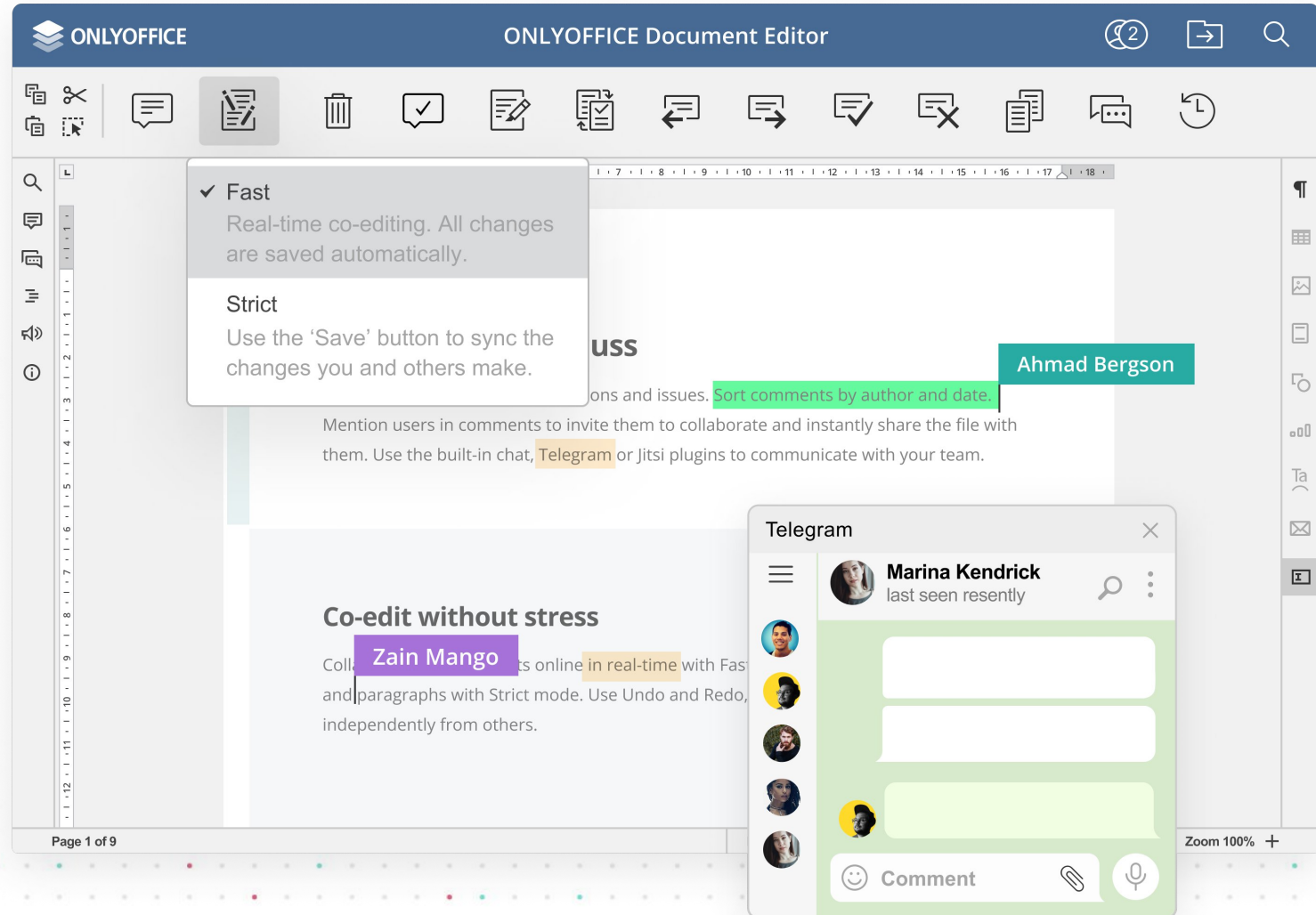
-  **@ surnamename@gmail.com** Viewer

ONLYOFFICE DocSpace



Collaboration rooms: Features

- Admins/power users/editors/viewers
- Strict and Fast co-editing modes
- Version and revision control
- Track Changes
- Comments & mentions
- Built-in chat and Telegram integration
- Video and audio calls via Jitsi, Rainbow



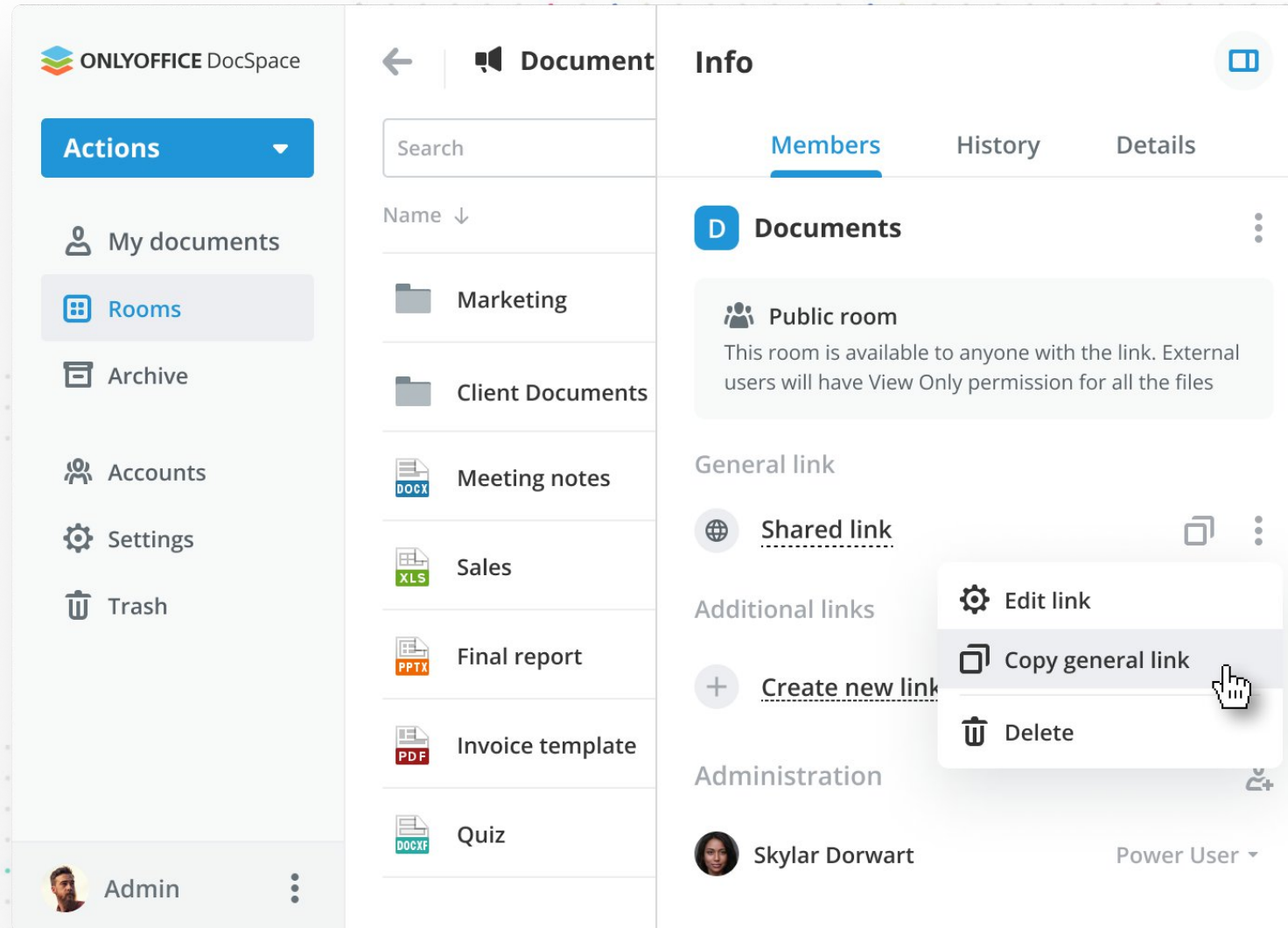
The screenshot displays the ONLYOFFICE Document Editor interface. The top bar shows the ONLYOFFICE logo and the title 'ONLYOFFICE Document Editor'. Below the title bar is a toolbar with various icons for editing and collaboration. The main document area shows a text editor with a dropdown menu open, highlighting 'Fast' (checked) and 'Strict' options. The 'Fast' option is described as 'Real-time co-editing. All changes are saved automatically.' The 'Strict' option is described as 'Use the 'Save' button to sync the changes you and others make.' The document content includes a section titled 'Co-edit without stress' with a mention of 'Zain Mango' and a section titled 'USS' with a mention of 'Ahmad Bergson'. A Telegram chat window is overlaid on the bottom right, showing a conversation with Marina Kendrick. The bottom status bar indicates 'Page 1 of 9' and 'Zoom 100%'.

ONLYOFFICE DocSpace



Public rooms

Invite users via external links to allow them to view documents without registration



The screenshot displays the ONLYOFFICE DocSpace interface for a public room. The left sidebar contains navigation options: My documents, Rooms (highlighted), Archive, Accounts, Settings, and Trash. The main content area shows a list of documents: Marketing, Client Documents, Meeting notes, Sales, Final report, Invoice template, and Quiz. The right panel, titled 'Info', shows the room's details, including a 'Public room' description, a 'General link' section with a 'Shared link' and a 'Create new link' button, and an 'Administration' section with a user profile for 'Skylar Dorwart' (Power User). A context menu is open over the 'Shared link', offering options: Edit link, Copy general link (highlighted with a mouse cursor), and Delete.

ONLYOFFICE DocSpace

Public rooms: Features

- Generating multiple links with different parameters
- Applying password protection
- Restricting file content copy, file downloading and printing
- Embedding Public rooms into any web interface



Info

Members History Details

PR Public room

Room available via external link
This room is available to anyone with the link. External users will have View Only permission for all the files.

Primary link

Shared link

Additional links

Create new link

Administration

Administrator (Me) Owner

Edit primary link

Link name *

Shared link

<http://localhost:8092/s/ckWqsG6nhLvsqcB>

Password access

Add a password to protect your link.

Restrict file content copy, file download and printing

Enable this setting to disable downloads of files and folders from this room shared via a link

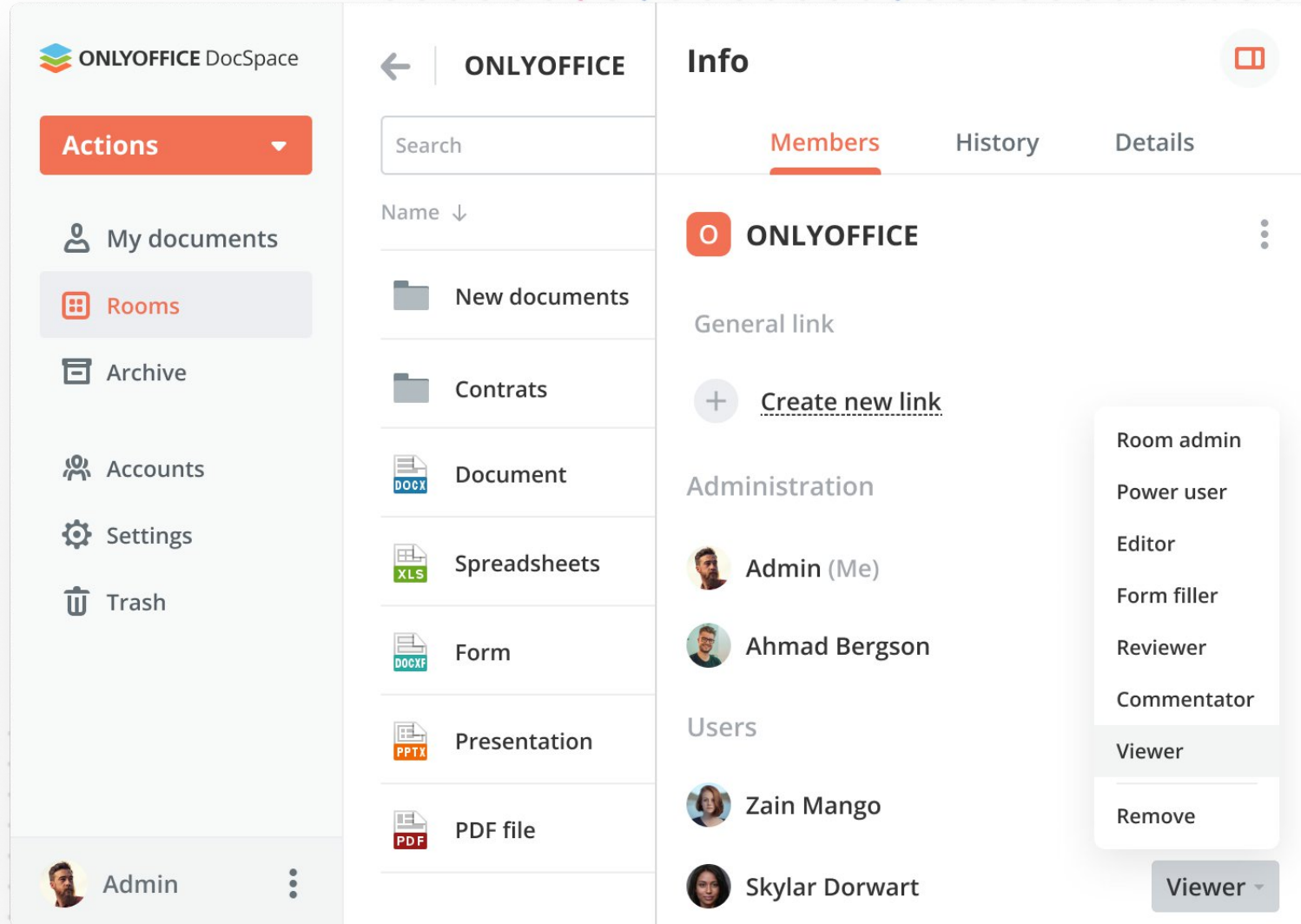
Save Cancel

ONLYOFFICE DocSpace



Custom rooms

Apply your own settings to use these rooms for any custom purpose



ONLYOFFICE DocSpace

Actions

- My documents
- Rooms**
- Archive
- Accounts
- Settings
- Trash

ONLYOFFICE

Search

Name ↓

- New documents
- Contrats
- Document
- Spreadsheets
- Form
- Presentation
- PDF file

Info

Members History Details

ONLYOFFICE

General link

+ Create new link

Administration

- Admin (Me)
- Ahmad Bergson

Users

- Zain Mango
- Skylar Dorwart

Room admin
Power user
Editor
Form filler
Reviewer
Commentator
Viewer
Remove
Viewer

Admin

ONLYOFFICE DocSpace



Custom rooms: Permissions

- Share documents for editing
- Request document review
- Request comments
- Request form filling
- Share any content for viewing



Talan Mango

Room admin ▼



Paityn Lipshutz

Editor ▼



Gretchen Workman

Viewer ▲

Room admin

Power user

Editor

Form filler

Reviewer

Commentator

Viewer

Remove

ONLYOFFICE DocSpace

Completely secure



GDPR/HIPAA compliant

ONLYOFFICE DocSpace

Completely secure



GDPR/HIPAA compliant



Document access control:

- JWT
- Password protection
- Flexible permissions
- Watermarking

ONLYOFFICE DocSpace

Completely secure



GDPR/HIPAA compliant



Encryption:

- HTTPS encryption in transit
- Encryption at rest (AES-256)



Document access control:

- JWT
- Password protection
- Flexible permissions
- Watermarking

ONLYOFFICE DocSpace

Completely secure



GDPR/HIPAA compliant



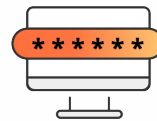
Encryption:

- HTTPS encryption in transit
- Encryption at rest (AES-256)



Document access control:

- JWT
- Password protection
- Flexible permissions
- Watermarking

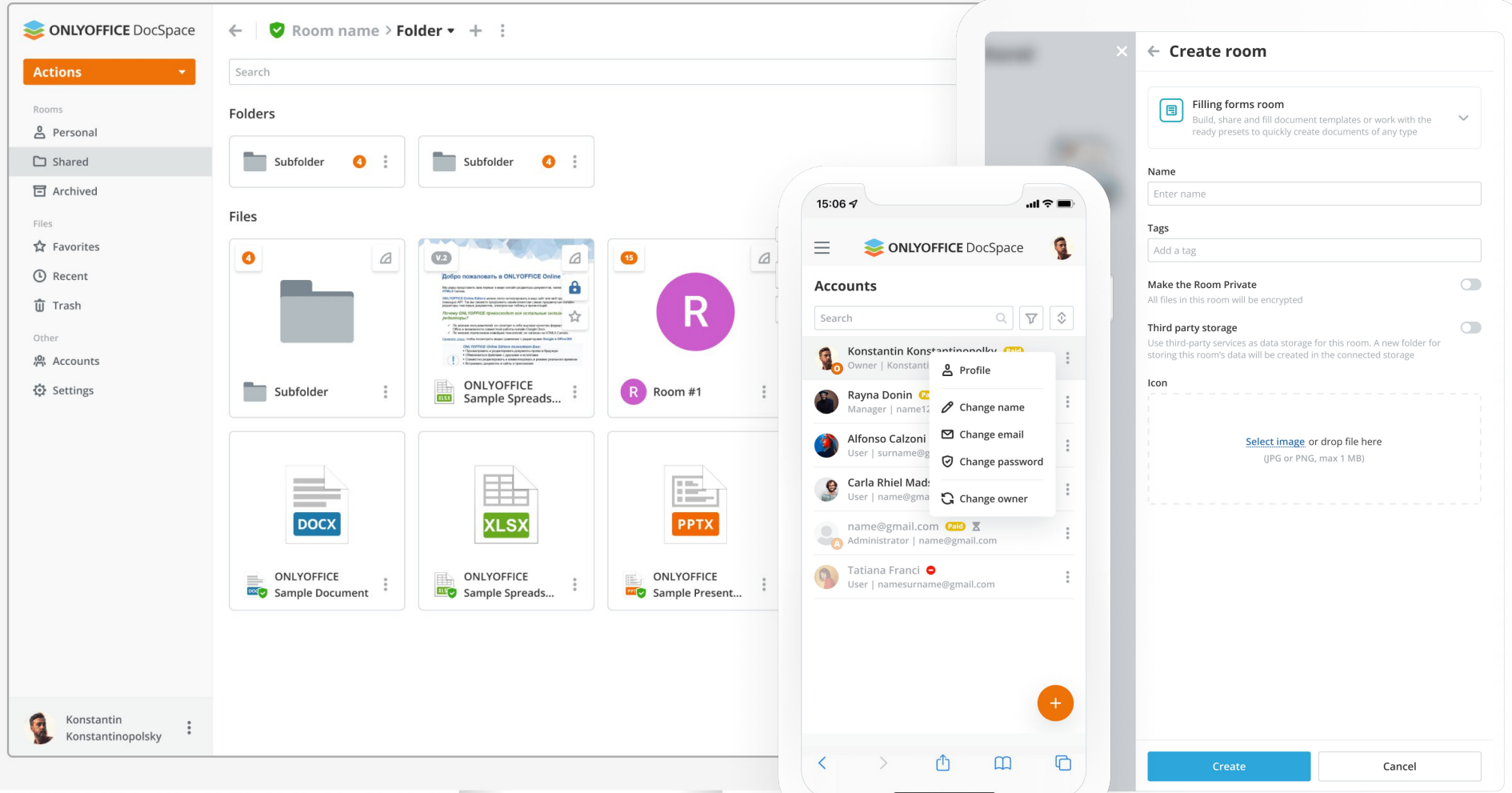


Login control and data protection:

- 2FA and Single Sign-On
- Trusted mail domains
- Session lifetime
- IP restriction
- Backups & recovery



Ability to work on any device: web, desktop, mobile



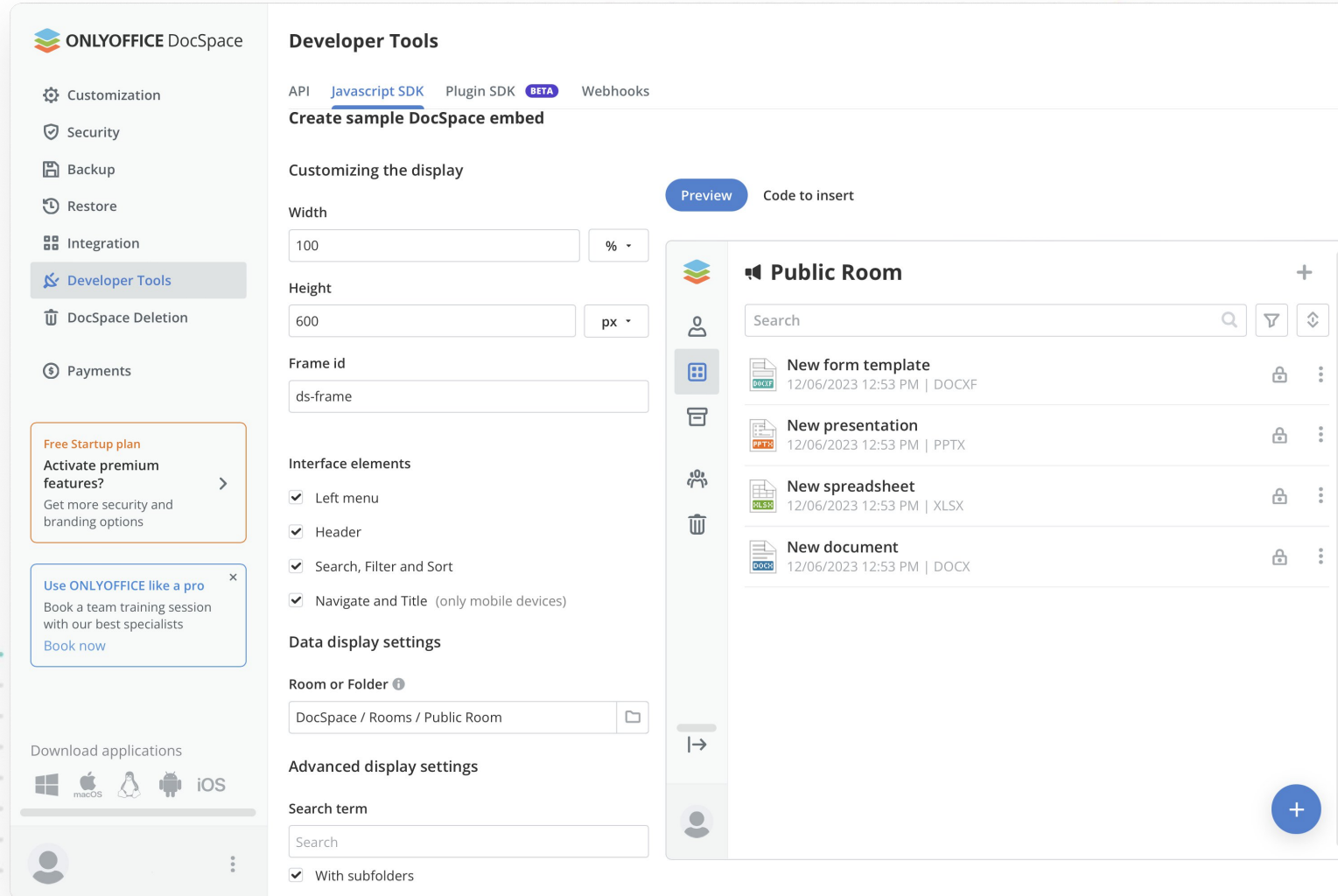
The image displays the ONLYOFFICE DocSpace interface across three devices: a laptop, a smartphone, and a tablet. The laptop screen shows the main workspace with a sidebar on the left containing navigation options like 'Actions', 'Rooms', 'Personal', 'Shared', 'Archived', 'Files', 'Favorites', 'Recent', 'Trash', 'Other', 'Accounts', and 'Settings'. The main area shows a folder structure with 'Subfolder' and 'Files' including a document, a spreadsheet, and a presentation. A user profile for 'Konstantin Konstantinopolsky' is visible at the bottom. The smartphone screen shows the 'Accounts' list with a context menu open over the 'Konstantin Konstantinopolsky' entry, offering options like 'Profile', 'Change name', 'Change email', 'Change password', and 'Change owner'. The tablet screen shows the 'Create room' dialog with a dropdown menu for room types (e.g., 'Filling forms room'), input fields for 'Name' and 'Tags', and toggle switches for 'Make the Room Private' and 'Third party storage'. A 'Create' button is at the bottom.

ONLYOFFICE DocSpace

Integration



- Integration of separate rooms
- Integration of the whole space
- Useful for systems which don't have a ready cloud storage



The screenshot displays the ONLYOFFICE DocSpace Developer Tools interface. On the left is a navigation sidebar with options: Customization, Security, Backup, Restore, Integration, **Developer Tools** (selected), DocSpace Deletion, and Payments. Below the sidebar are promotional banners for a 'Free Startup plan' and 'Use ONLYOFFICE like a pro'. At the bottom of the sidebar are icons for downloading applications on Windows, macOS, Linux, Android, and iOS.

The main content area is titled 'Developer Tools' and includes links for API, Javascript SDK, Plugin SDK (marked BETA), and Webhooks. It features a 'Create sample DocSpace embed' section with a 'Preview' button and a 'Code to insert' tab. The 'Customizing the display' section contains input fields for Width (100%), Height (600px), and Frame id (ds-frame). Below this are 'Interface elements' with checkboxes for Left menu, Header, Search, Filter and Sort, and Navigate and Title. The 'Data display settings' section includes a 'Room or Folder' dropdown set to 'DocSpace / Rooms / Public Room'. The 'Advanced display settings' section has a 'Search term' field and a checked 'With subfolders' option.

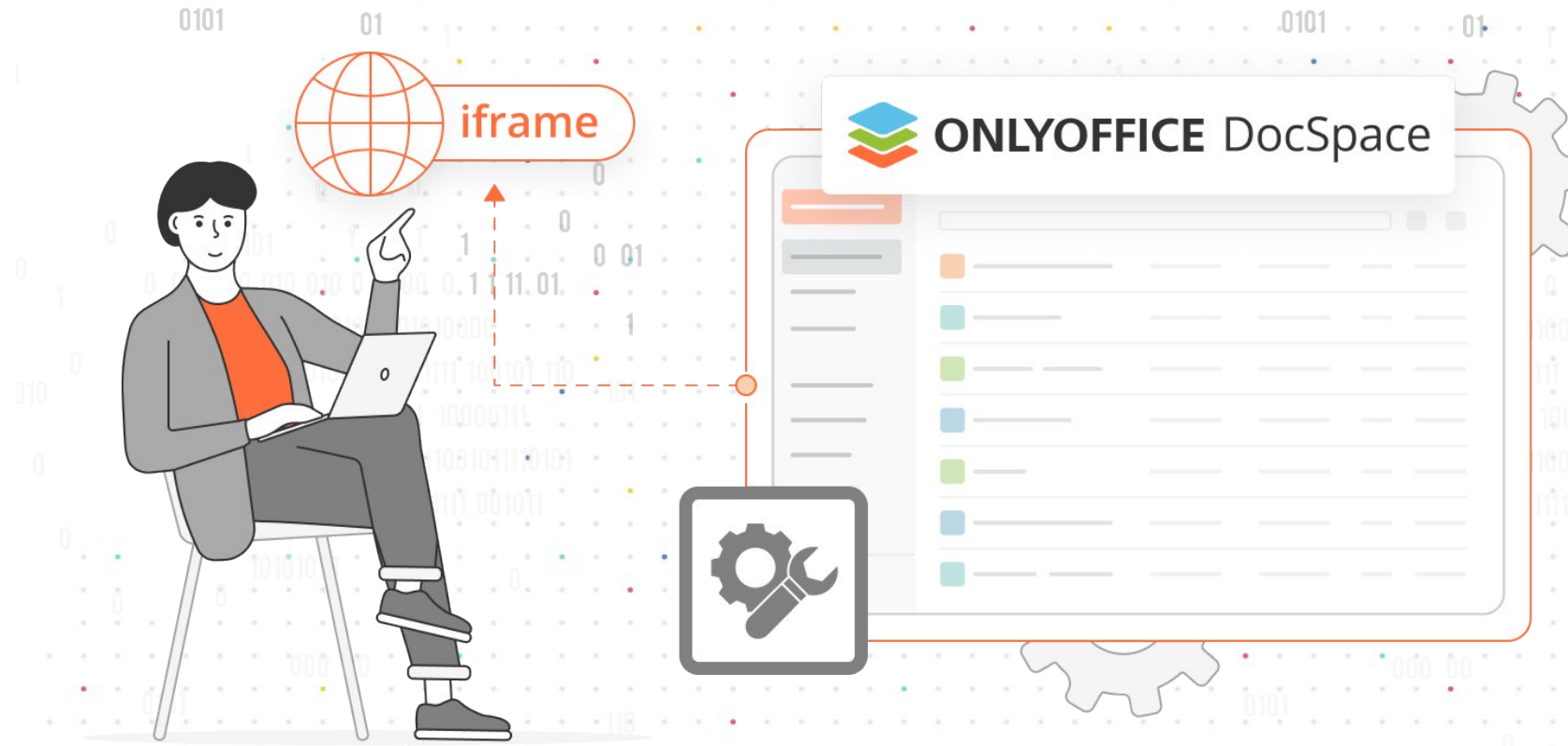
On the right side, a preview window titled 'Public Room' shows a document list with items like 'New form template', 'New presentation', 'New spreadsheet', and 'New document', each with a search bar, filter, and sort icons.



ONLYOFFICE DocSpace

Integration

Ability for website visitors to view and interact with documents or rooms right on the web page



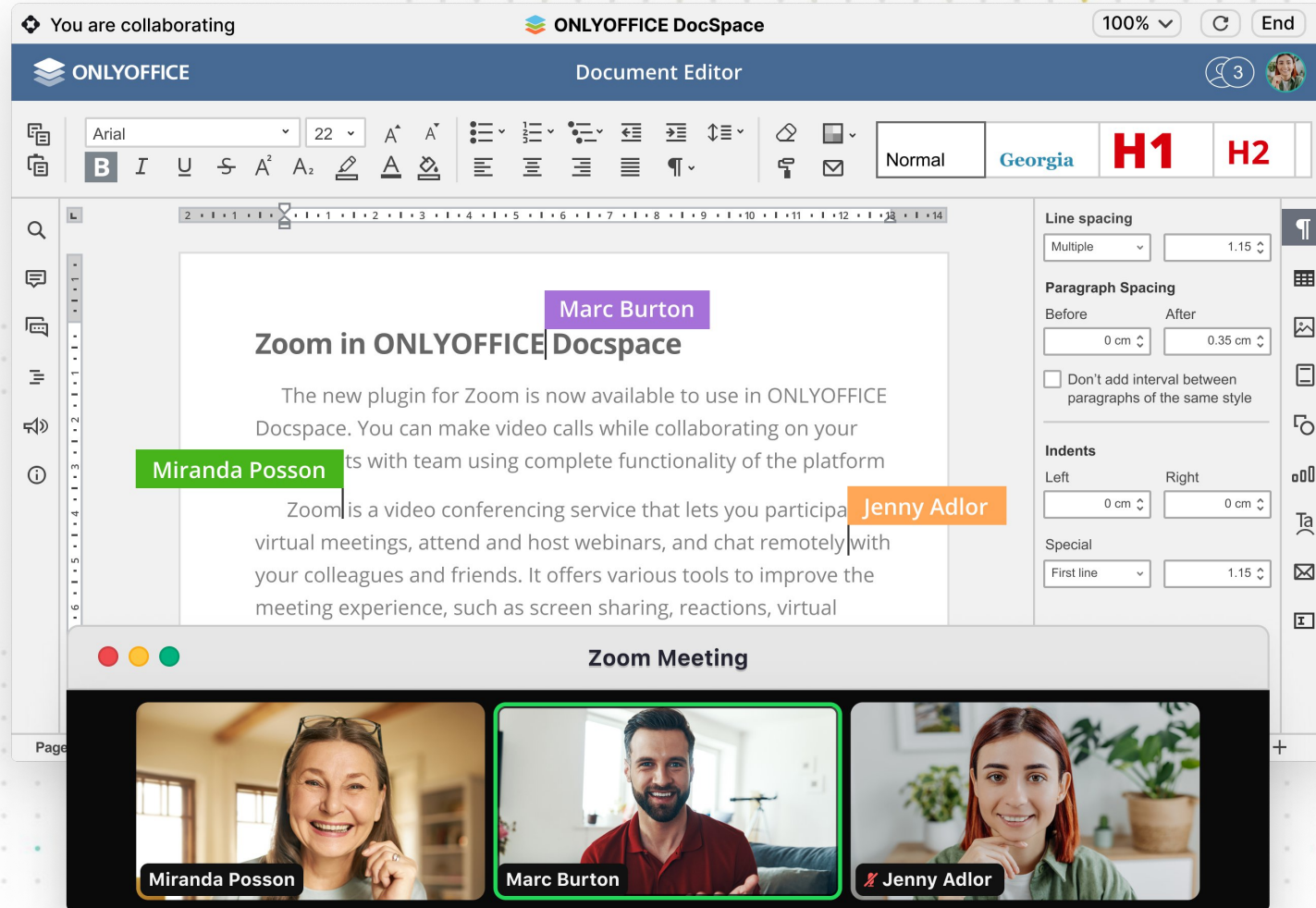
ONLYOFFICE DocSpace

Ready-to-use integration examples



Zoom

Direct integration into Zoom Meetings
for real-time doc collaboration



The screenshot displays the ONLYOFFICE DocSpace Document Editor interface. The top bar indicates "You are collaborating" and "ONLYOFFICE DocSpace" with a 100% zoom level and "End" button. The document editor shows a document titled "Zoom in ONLYOFFICE Docspace" with the following text:

Marc Burton

Zoom in ONLYOFFICE Docspace

The new plugin for Zoom is now available to use in ONLYOFFICE Docspace. You can make video calls while collaborating on your documents with team using complete functionality of the platform.

Miranda Posson

Zoom is a video conferencing service that lets you participate in virtual meetings, attend and host webinars, and chat remotely with your colleagues and friends. It offers various tools to improve the meeting experience, such as screen sharing, reactions, virtual

Jenny Adlor

The Zoom Meeting window is overlaid at the bottom, showing three participants: Miranda Posson, Marc Burton, and Jenny Adlor.

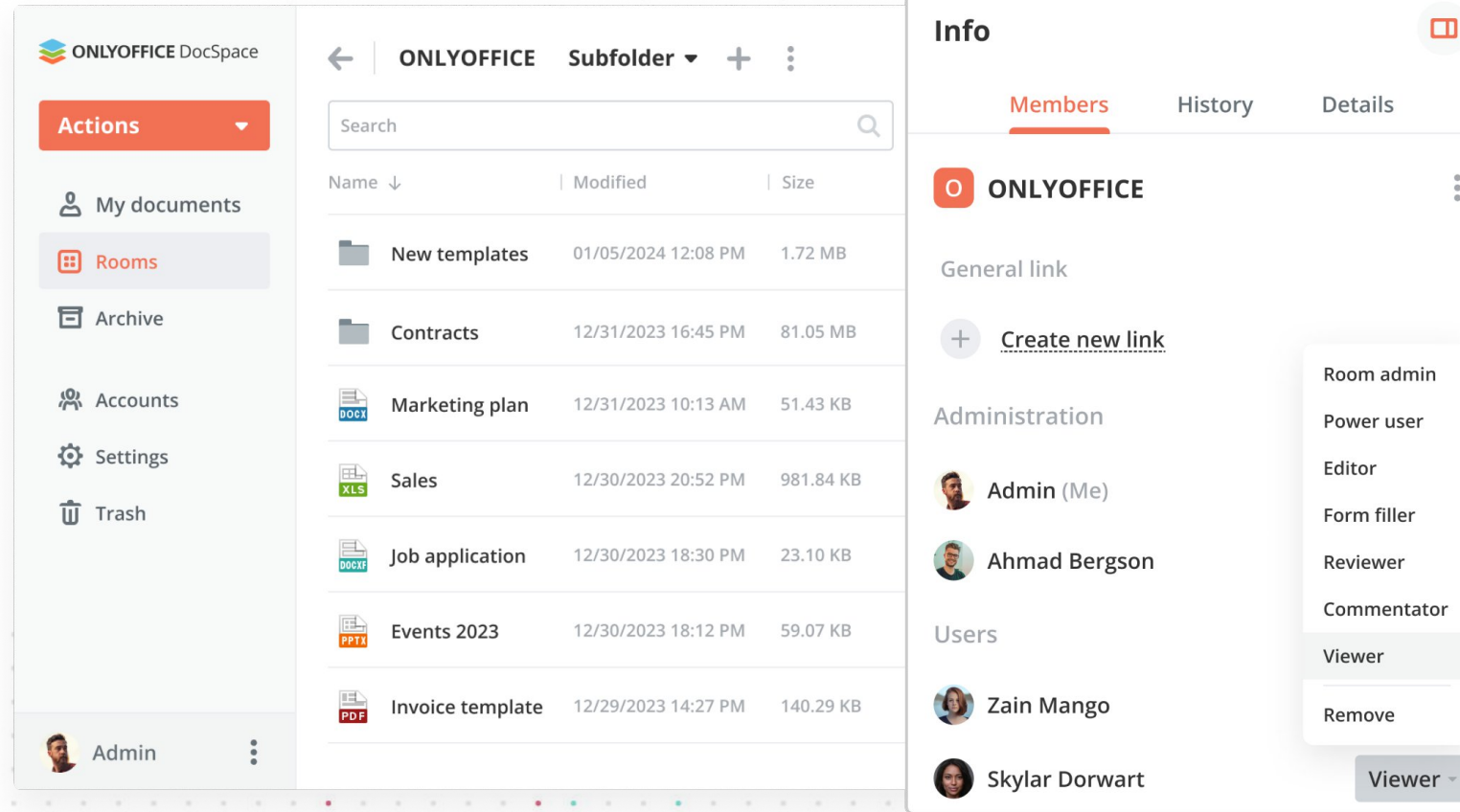
ONLYOFFICE DocSpace

Ready-to-use integration examples



Zoom

Using a DocSpace account within Zoom for managing files between meetings



The screenshot displays the ONLYOFFICE DocSpace interface. On the left, a sidebar contains navigation options: Actions, My documents, Rooms (highlighted), Archive, Accounts, Settings, and Trash. The main area shows a file list under the 'ONLYOFFICE Subfolder' with columns for Name, Modified, and Size. The file list includes:

Name	Modified	Size
New templates	01/05/2024 12:08 PM	1.72 MB
Contracts	12/31/2023 16:45 PM	81.05 MB
Marketing plan	12/31/2023 10:13 AM	51.43 KB
Sales	12/30/2023 20:52 PM	981.84 KB
Job application	12/30/2023 18:30 PM	23.10 KB
Events 2023	12/30/2023 18:12 PM	59.07 KB
Invoice template	12/29/2023 14:27 PM	140.29 KB

On the right, an 'Info' panel is open, showing the 'Members' tab. It lists the user 'ONLYOFFICE' and provides options to 'Create new link' and 'Administration'. A dropdown menu is visible, listing roles: Room admin, Power user, Editor, Form filler, Reviewer, Commentator, Viewer, and Remove. The current user 'Admin (Me)' is also listed.

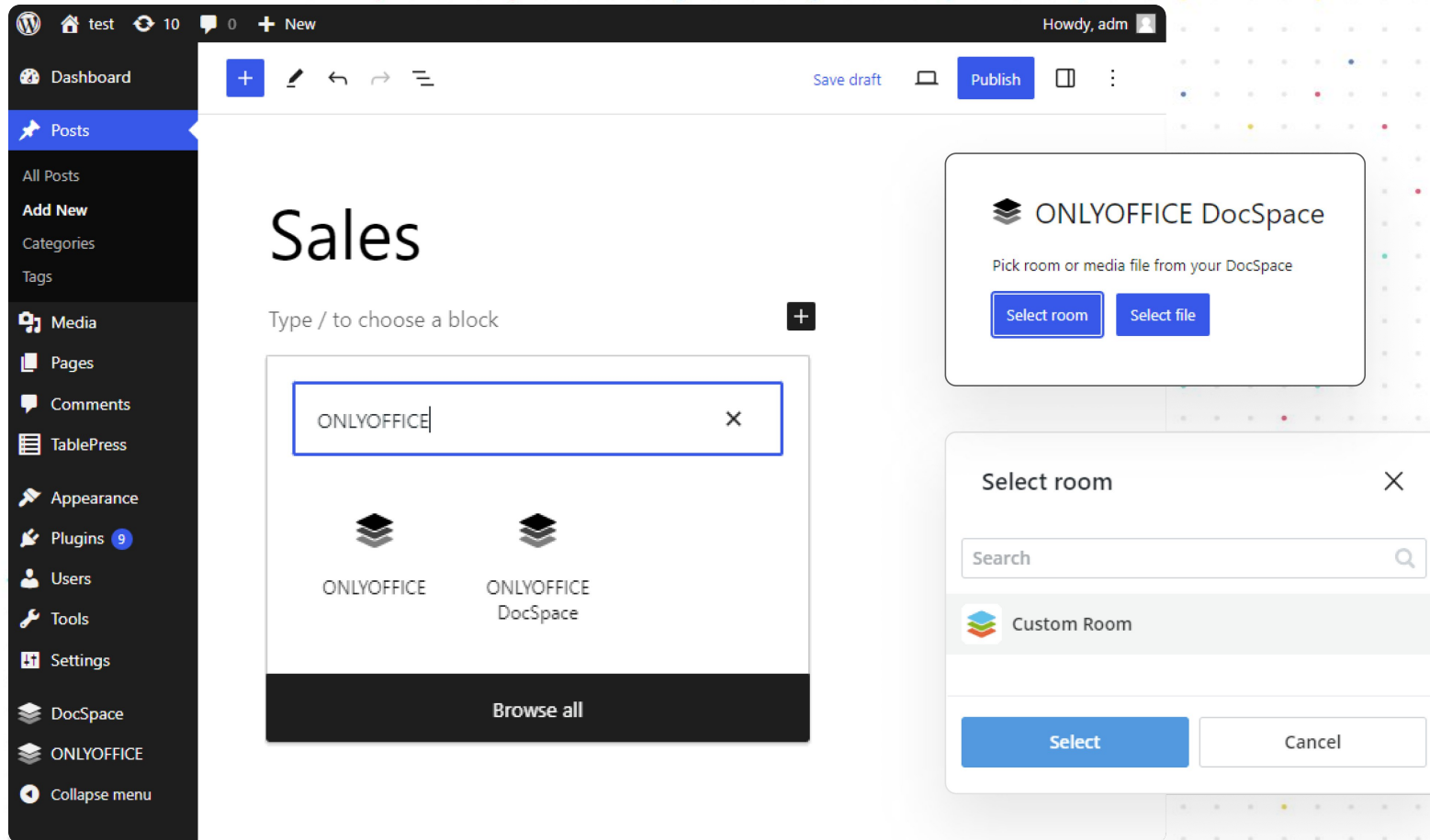


ONLYOFFICE DocSpace

Ready-to-use integration examples

WordPress

Adding DocSpace rooms or files to the WordPress pages



The screenshot displays the WordPress editor interface for a page titled "Sales". The left sidebar shows the WordPress dashboard menu with "DocSpace" and "ONLYOFFICE" listed as active plugins. The main content area shows a text block with the word "ONLYOFFICE" entered. A modal window is open, titled "ONLYOFFICE DocSpace", which prompts the user to "Pick room or media file from your DocSpace" and provides "Select room" and "Select file" buttons. Below this, a "Select room" dialog is visible, featuring a search bar and a list of available rooms, including "Custom Room". The "Select" and "Cancel" buttons are at the bottom of this dialog.

DocSpace Roadmap

- 1 Private rooms
- 2 Form filling rooms
- 3 E-signature
- 4 More ready-to-use integrations





Thank you!

Contacts:

sales@onlyoffice.com

partners@onlyoffice.com

www.onlyoffice.com



Test DocSpace



Test Docs