



Nextcloud Hub



CS3 2024

Nextcloud Tables

12.03.24

Marcel Scherello, Nextcloud GmbH

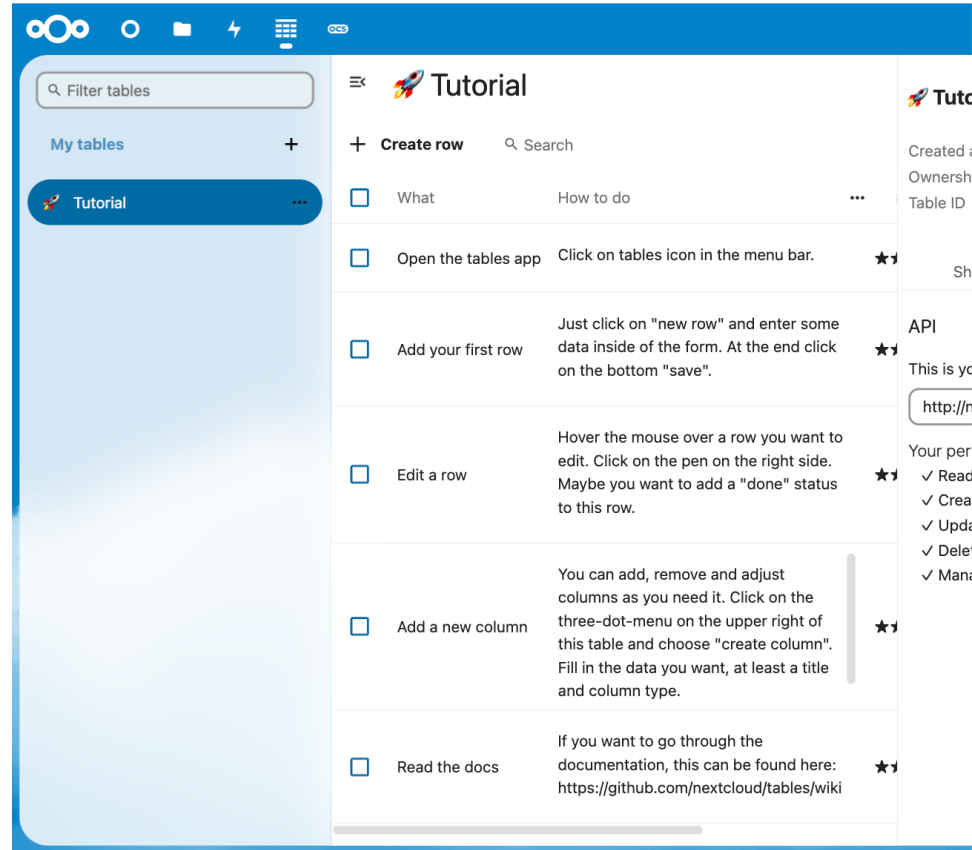


Marcel Scherello
Sales Engineer
at Nextcloud



Agenda

- Background
- Features
- Use case
- Outlook



The screenshot displays the Nextcloud Tables application interface. At the top, there's a search bar labeled "Filter tables" and a "My tables" section with a "+" icon. Below this, a table named "Tutorial" is selected. The main content area shows a list of tutorial steps, each with a checkbox and a description:

- What: How to do
- Open the tables app: Click on tables icon in the menu bar.
- Add your first row: Just click on "new row" and enter some data inside of the form. At the end click on the bottom "save".
- Edit a row: Hover the mouse over a row you want to edit. Click on the pen on the right side. Maybe you want to add a "done" status to this row.
- Add a new column: You can add, remove and adjust columns as you need it. Click on the three-dot-menu on the upper right of this table and choose "create column". Fill in the data you want, at least a title and column type.
- Read the docs: If you want to go through the documentation, this can be found here: <https://github.com/nextcloud/tables/wiki>

On the right side, there's a sidebar with a "Tutorial" header and a "Create row" button. Below that, there's a search bar and a list of items with checkboxes and star icons. The sidebar also shows some metadata like "Created", "Ownership", and "Table ID".



Background



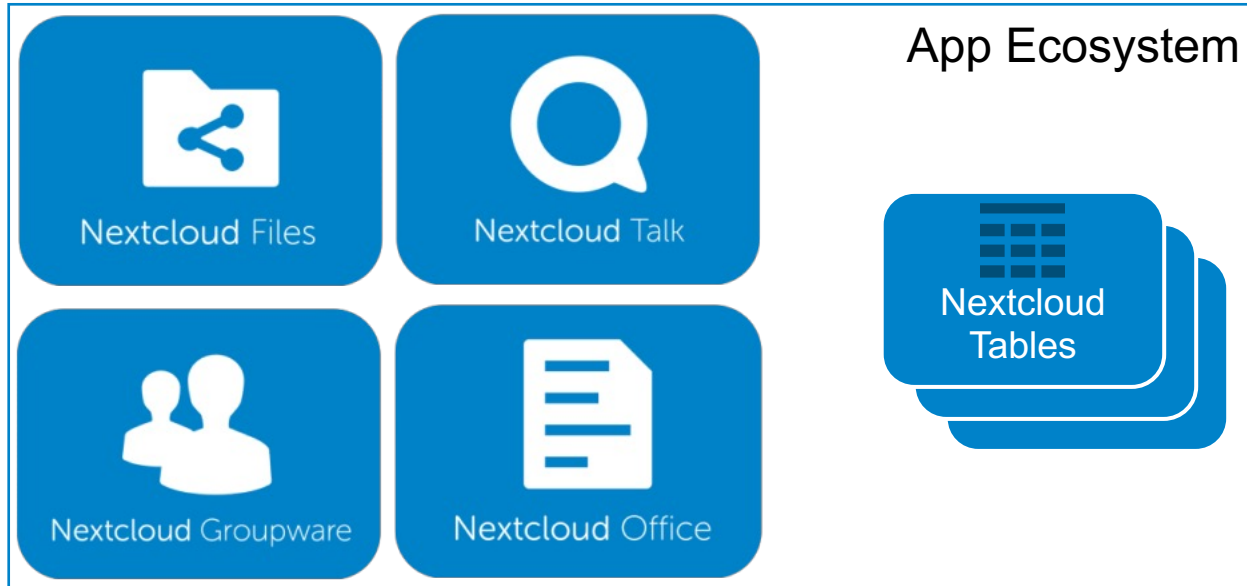
Background

- Managing structured data seamlessly alongside files
- Research and collaborative projects
- Blend spreadsheet functionality with database management
- User-friendly interface without advanced coding skills
- Full Nextcloud integration

- Spreadsheets => Collaboration => Automation



Nextcloud Hub



Features



Tables features - Templates


Table creation

Custom table


Templates


Create table


Title


 **Custom table**
Custom table from scratch.

ToDo list
Setup a simple todo-list.

 **Members**
List of members with some basic attributes.

 **Customers**
Manage your customers.

 **Vacation requests**
Use this table to collect and manage vacation requests.

 **Weight tracking**
Track your weight and other health measures.



Tables features - Columns

Define your data by adding columns

Column types like number, text or date

Defaults and formats

Mandatory on demand

Create column [x]

Title
Enter a column title

Description
[Empty text area]

Mandatory

Add column to other views
Column [v]

Type

- Text
- Text
- Link
- Number
- Stars rating
- Progress bar**
- Selection
- Date and time

Add more **Save**



Tables features - Views

Different views for a table

Custom filters


Selected columns

Individual sorting

Filtering rows

... that meet all of the following conditions

Approved × ▾ Is equal × ▾

Unchecked × ▾ 

+ Add new filter

Create view ×

Title

Columns

Filter

Sort

Title

👍

Columns

- Employee name
- from
- to
- Number of working days
- Request date

[Create View](#)



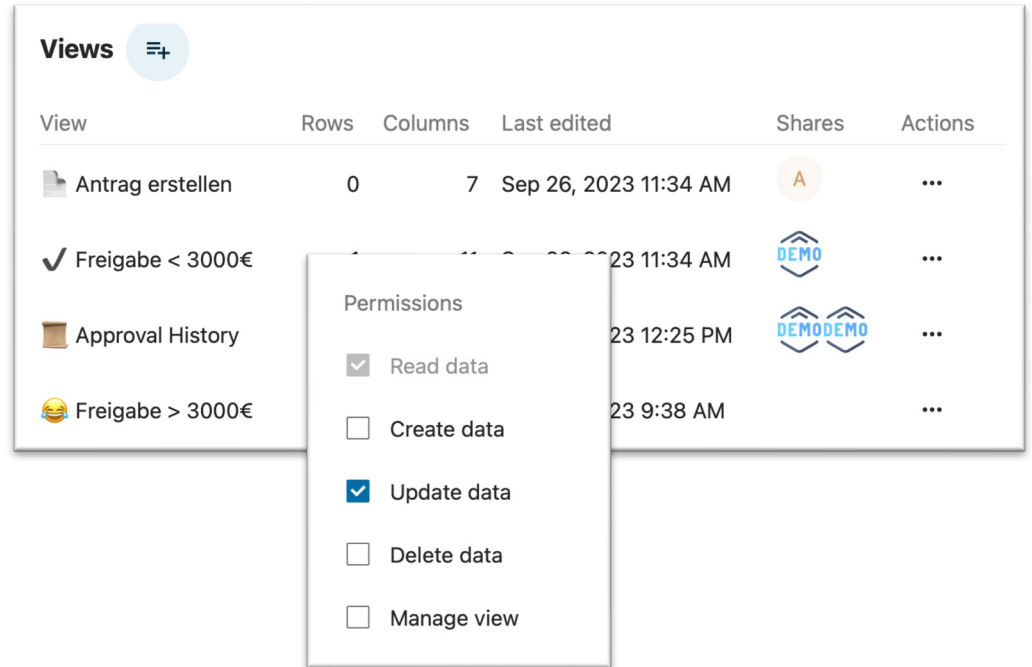
Tables features - Sharing

Work together on the data

Share tables or views

Single users or groups

Manage permissions



The screenshot shows a 'Views' table with columns: View, Rows, Columns, Last edited, Shares, and Actions. A dropdown menu is open over the 'Actions' column for the 'Freigabe < 3000€' view, showing the following permissions:

View	Rows	Columns	Last edited	Shares	Actions
Antrag erstellen	0	7	Sep 26, 2023 11:34 AM	A	...
✓ Freigabe < 3000€			Sep 26, 2023 11:34 AM	DEMO	...
Approval History			Sep 26, 2023 12:25 PM	DEMO DEMO	...
Freigabe > 3000€			Sep 26, 2023 9:38 AM		...

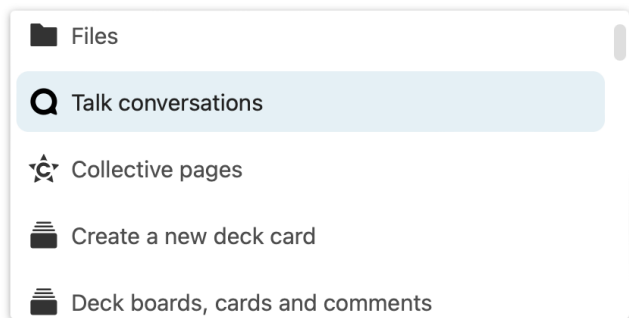
Permissions:

- Read data
- Create data
- Update data
- Delete data
- Manage view

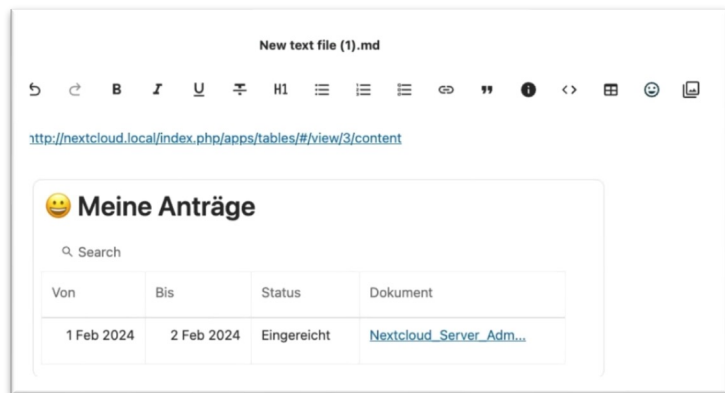


Tables features - Integration

Use any Nextcloud resource

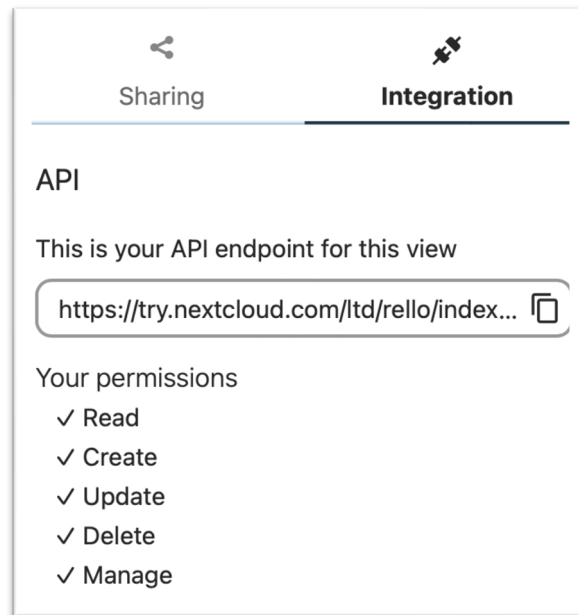


Reuse data



Tables features – Integration II

- API
 - Manage every action and resource through the restful API
 - OCS API Viewer
- Import & Export
 - Tables, views, data
 - Missing columns will be generated automatically



The screenshot shows a web interface with two tabs: "Sharing" and "Integration". The "Integration" tab is active. Below the tabs, the text "API" is displayed. Underneath, it says "This is your API endpoint for this view" followed by a text box containing the URL "https://try.nextcloud.com/ltd/relo/index...". Below the URL, the text "Your permissions" is shown, followed by a list of permissions: "✓ Read", "✓ Create", "✓ Update", "✓ Delete", and "✓ Manage".



Use case



Lab Reservation - Table

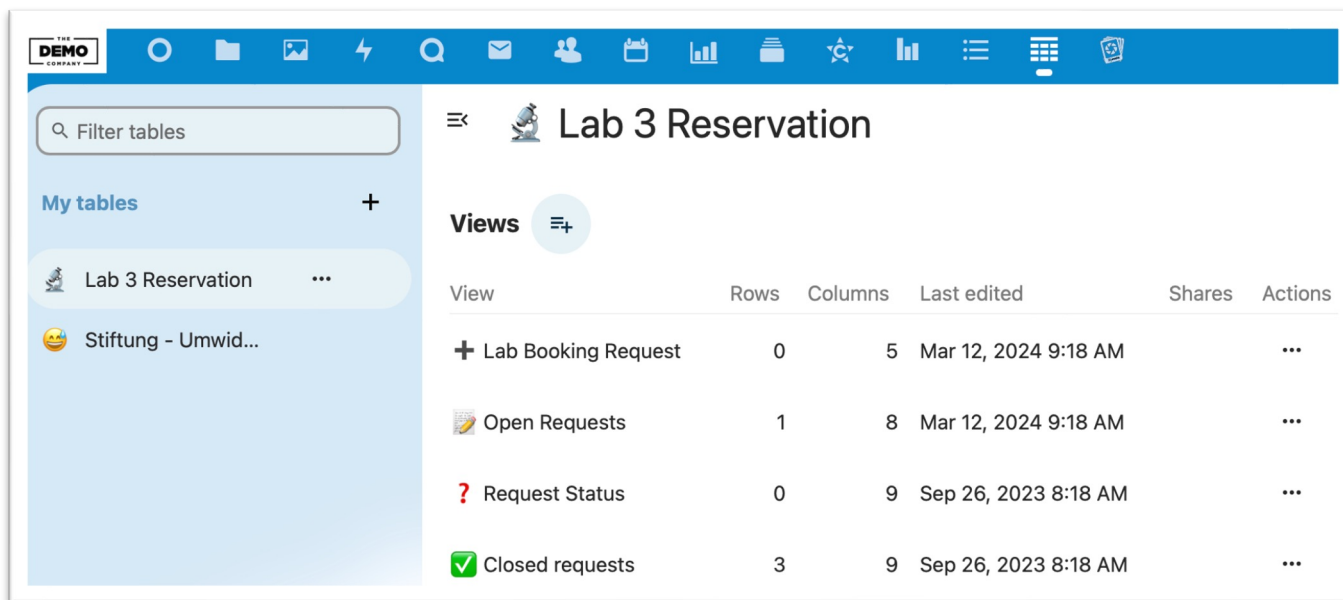
A laboratory table consists of all required columns

<input type="checkbox"/> + Create row	Search									
<input type="checkbox"/>	Employee	from	to	Days requested	Request date	Approved	Approve date	Approved by	Comments	...
<input type="checkbox"/>	Alice	Feb 5, 2023	Feb 10, 2023	4	Jan 8, 2023	<input checked="" type="checkbox"/>	Feb 2, 2023	The Boss	Bob will help for this t	
<input type="checkbox"/>	Bob	Apr 5, 2023	Apr 12, 2023	5	Jan 18, 2023	<input checked="" type="checkbox"/>	Feb 2, 2023	The Boss		
<input type="checkbox"/>	Evil	Mar 5, 2023	Apr 10, 2023	34	Jan 30, 2023	<input type="checkbox"/>			We have to talk about	



Lab Reservation - Views

Different views exist for every step of the approval process



The screenshot shows a web application interface for 'Lab 3 Reservation'. The top navigation bar is blue and contains various icons. On the left, there is a sidebar with a search bar labeled 'Filter tables' and a section titled 'My tables' with a plus sign. Below this, two table entries are visible: 'Lab 3 Reservation' with a microscope icon and 'Stiftung - Umwid...' with a smiley face icon. The main content area is titled 'Lab 3 Reservation' and features a 'Views' section with a plus icon. Below this is a table with the following columns: View, Rows, Columns, Last edited, Shares, and Actions.

View	Rows	Columns	Last edited	Shares	Actions
+ Lab Booking Request	0	5	Mar 12, 2024 9:18 AM		...
📄 Open Requests	1	8	Mar 12, 2024 9:18 AM		...
? Request Status	0	9	Sep 26, 2023 8:18 AM		...
✅ Closed requests	3	9	Sep 26, 2023 8:18 AM		...



Lab Reservation - Filters

The views have a subset of columns and dedicated filters

Edit view

Title

+ Lab Booking Request

Columns

- Employee
- from
- to
- Days requested
- Request date
- Approved
- Approve date

Filtering rows

... that meet all of the following conditions

- Creator × ▾ Is equal × ▾
- Me (name) × ▾
- Approved × ▾ Is empty × ▾



Lab Reservation - Request

The requestor needs to fill out mandatory fields

Create row ×

Employee name*

from*

When is your vacation starting?

 📅

to*

When is your vacation ending?

 📅

Number of working days*

How many working days are included?

 ↕

Request date*

 📅

Add more Save



Lab Reservation - Approval

The approver will see fields restricted in the corresponding view

to*
When is your vacation ending?

Number of working days*
How many working days are included?

Request date*

Approved

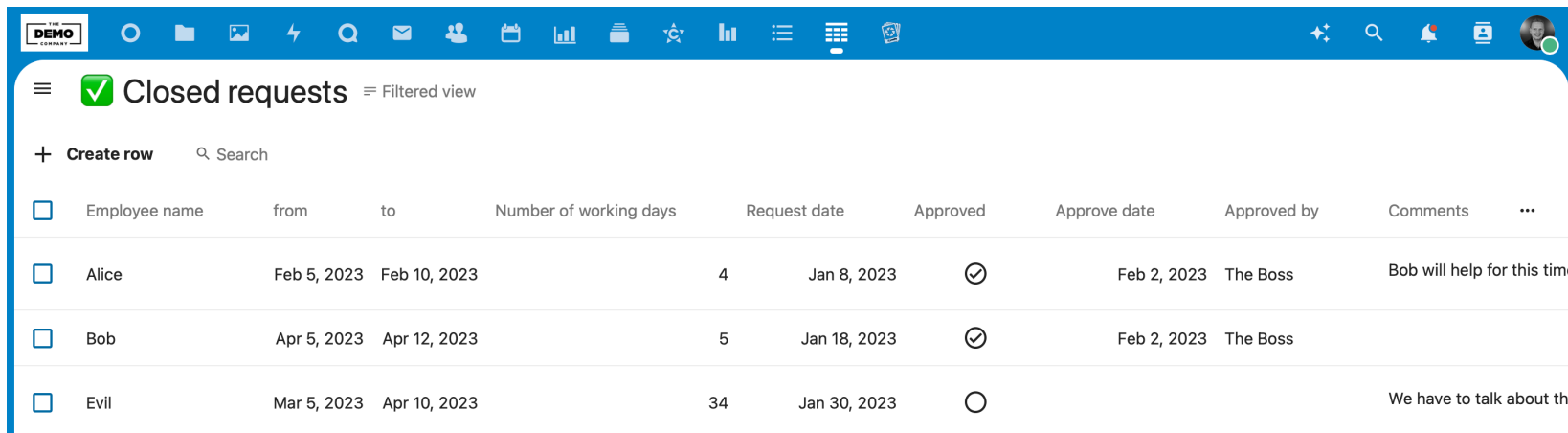
Approve date

Approved by



Lab Reservation - History

A read only view will document the approval history



<input type="checkbox"/>	Employee name	from	to	Number of working days	Request date	Approved	Approve date	Approved by	Comments	...
<input type="checkbox"/>	Alice	Feb 5, 2023	Feb 10, 2023	4	Jan 8, 2023	<input checked="" type="checkbox"/>	Feb 2, 2023	The Boss	Bob will help for this tim	
<input type="checkbox"/>	Bob	Apr 5, 2023	Apr 12, 2023	5	Jan 18, 2023	<input checked="" type="checkbox"/>	Feb 2, 2023	The Boss		
<input type="checkbox"/>	Evil	Mar 5, 2023	Apr 10, 2023	34	Jan 30, 2023	<input type="checkbox"/>			We have to talk about th	



Other use cases

- Project management – track tasks and progress
- Software development – sprint content and status
- Data processing – review and comment data sets



Outlook



Outlook

- Notifications & triggers for new data / rows
- Layouts for views
- On-Demand data apps
- More integration



Do you have any
Questions?



Your contact at Nextcloud

Marcel, Scherello

Consulting

Professional Services

PreSales



Presales

marcel.scherello@nextcloud.com

