

# SuperB Status-FPCP-2011



- **Synopsis**
- **Physics Motivation**
- **Project Status**
- **Accelerator**
- **Detector**
- **Summary**

---

**Blair Ratcliff, SLAC**  
**On behalf of the SuperB Community**

# Project Synopsis

- **Precision measurements, with x10 better precision than present B factories**, of flavor physics observables provide crucial, complementary information for understanding new physics in the era of LHC.
- SuperB is a **very high luminosity** asymmetric  $e^+e^-$  collider in the 10 GeV region which can collect 75 ab<sup>-1</sup> in 5 years ( $Lumi = 10^{36} \text{ cm}^{-2}\text{s}^{-1}$ ).
- **Innovative accelerator concept** allows x100 increase in Lumi compared to BaBar with no increase in wall plug power, a polarized  $e^-$  beam, substantial headroom and flexibility in operations, ability to run near charm threshold, potential upgrade path to  $4 \times 10^{36} \text{ cm}^{-2}\text{s}^{-1}$ , with only modest increases in detector backgrounds.
- **Reuses major pieces of equipment** from both PEP-II and BaBar (~135M€ value)
- SuperB project **approved by the Italian Government** with multi-year funding commitment!
- **Project Documentation**
  - CDR (2007) [http://web.infn.it/superb/images/stories/upload\\_file/superb-cdr.pdf](http://web.infn.it/superb/images/stories/upload_file/superb-cdr.pdf)
  - Progress Reports(2010)
    - Physics: <http://arxiv.org/abs/1008.1541>
    - Detector: <http://arxiv.org/abs/1007.4241>
    - Collider: <http://arxiv.org/abs/1009.6178>

# Physics Motivation

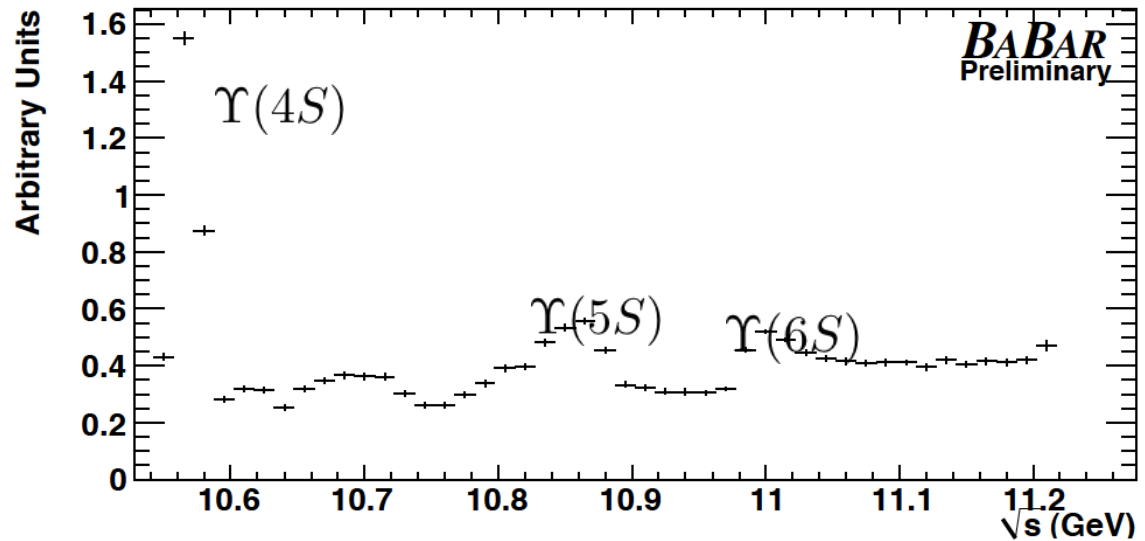


# Physics at SuperB

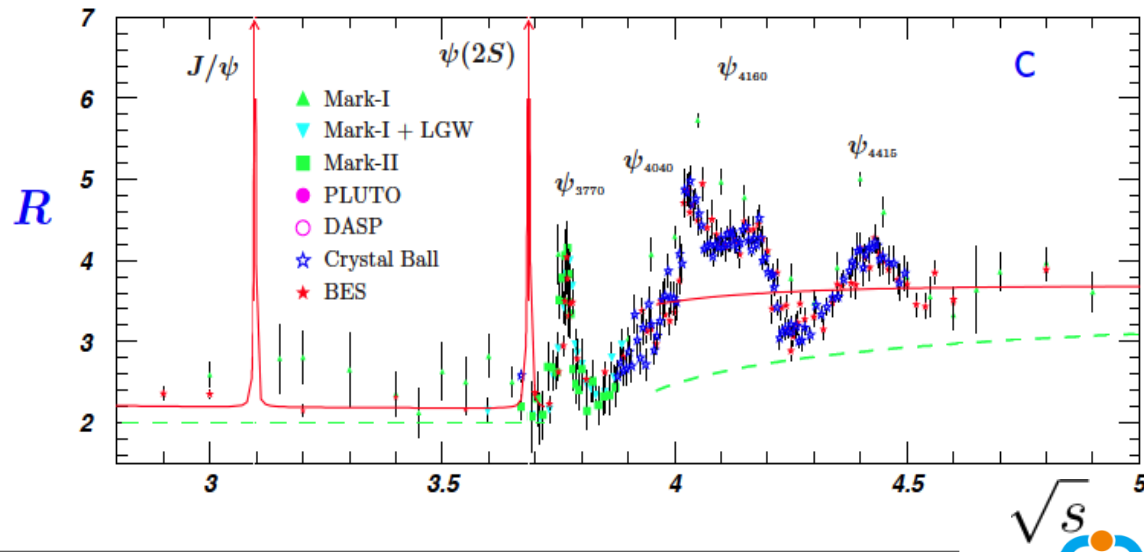
- **Extremely Broad Frontier Physics Program**
  - Precision ( $\sim 1\%$ ) tests of CKM
    - Will Measure angles and sides at  $Y(4S)$
    - Measure other CKM elements at charm threshold
    - Pattern of deviation, if any, from SM can diagnose the NP being seen
  - Program of  $\tau$  physics including LFV, EDM, CPV,  $g-2$
  - Precision EW physics with polarized beam
  - And so much more!
    - CPV at Charm threshold
    - Low energy  $e^+e^-$  physics via ISR (Radiative return)
    - Spectroscopy and exotics
    - Search for light dark matter and light Higgs
    - The  $Y(5S)$  region
- **Discovery Science: Strong Physics Motivation Independent of LHC Findings**
  - If LHC finds NP, essential to measure flavor couplings
  - IF LHC does not find NP, unique approach to multi-TeV scale
- **Clean, high precision experimental environment.**
  - Excellent detector with good hadronic PID,  $\gamma$  detection, lepton ID, etc.
  - B-recoil technique for decays like  $B \rightarrow \tau\nu$ ,  $B \rightarrow D^*\tau\nu$ , etc.
  - Polarized  $e^-$  beam for cleaner  $\tau$  LFV studies and precision EW
  - Ability to run in Y region as well as at lower energies.
  - **Clean signals in a wide variety of modes and physics channels.**

# SuperB Data Sample

- $\Upsilon(4S)$  region:
  - 75ab<sup>-1</sup> at the 4S
  - Also run above / below the 4S
  - $\sim 75 \times 10^9$  B, D and  $\tau$  pairs



- $\psi(3770)$  region:
  - 500fb<sup>-1</sup> at threshold
  - Also run at nearby resonances
  - $\sim 2 \times 10^9$  D pairs



# Some Topics of Interest for SuperB

## □ Precision determination of CKM parameters

- Measurements of  $\alpha, \beta, \gamma, f_B, \Delta m_d, V_{ub}$  and  $V_{cb}$

## □ Sensitive searches for charged lepton flavor violation (LFV) in rare $\tau$ decays

- Charged lepton flavor violation in rare  $\tau$  decays
- $CP$  violation in  $\tau$  decay and  $T$  violation in  $\tau$  production
- Limits on a  $\tau$  EDM and anomalous magnetic moment

## □ Measurements of $CP$ -violating asymmetries in rare penguin-dominated $B$ decays and in $D$ decays

- $CP$ -violating asymmetries in penguin modes such as  $B \rightarrow \phi K_s^0$  or  $B \rightarrow \eta' K_s^0$ , which differ from those in tree-dominated decays such as  $B \rightarrow J/\psi K_s^0$  due to the presence of additional New Physics phases
- $CP$ -violating asymmetries in FCNC decays such as  $b \rightarrow s\gamma$  and  $b \rightarrow sll$
- Sensitive searches for  $CP$  violation in  $D^0$  decays, motivated by the unexpectedly large value of mixing found at the  $B$  Factories

## □ Measurements of kinematic distributions and branching ratios in rare $B$ and $D$ decays

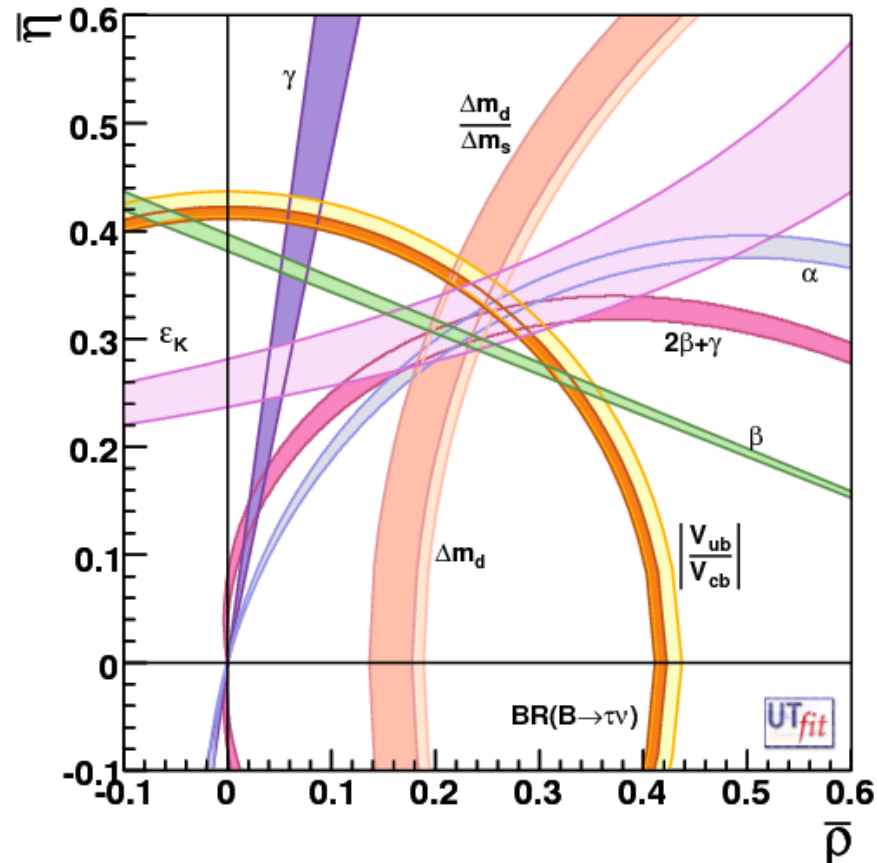
- Forward-backward asymmetry in  $b \rightarrow sll$  decays
- Branching fraction for  $B \rightarrow \tau \nu_\tau$  decay

## □ Sensitive studies of the rich spectroscopy found in $Y$ decays, and searches for exotic states.

# Precision CKM Constraints

- Unitarity Triangle Angles
  - $\sigma(\alpha) = 1-2^\circ$
  - $\sigma(\beta) = 0.1^\circ$
  - $\sigma(\gamma) = 1-2^\circ$
- CKM Matrix Elements
  - $|V_{ub}|$ 
    - Inclusive  $\sigma = 2\%$
    - Exclusive  $\sigma = 3\%$
  - $|V_{cb}|$ 
    - Inclusive  $\sigma = 1\%$
    - Exclusive  $\sigma = 1\%$
  - $|V_{us}|$ 
    - Can be measured precisely using  $\tau$  decays
  - $|V_{cd}|$  and  $|V_{cs}|$ 
    - can be measured at/near charm threshold.
- SuperB Measures the sides and angles of the Unitarity Triangle

● The "dream" scenario with  $75\text{ab}^{-1}$



# The “DNA Chip”

The pattern of observable effects in the flavor sector in a selection of SUSY and non-SUSY models, from Raidal et. al.; ★★★ signals large effects, ★★ visible but small effects, and ★ implies that the given model does not predict sizable effects in that observable.

	AC	RVV2	AKM	$\delta$ LL	FBMSSM	LHT	RS	<b>GLOSSARY</b>	
$D^0 - \bar{D}^0$	★★★	★	★	★	★	★★★	?	AC [5]	RH currents & U(1) flavor symmetry
$\epsilon_K$	★	★★★	★★★	★	★	★★	★★★		
$S_{\psi\phi}$	★★★	★★★	★★★	★	★	★★★	★★★	RVV2 [6]	SU(3)-flavored MSSM
$S_{0K_S}$	★★★	★★	★	★★★	★★★	★	?		
$A_{CP}(B \rightarrow X_s \gamma)$	★	★	★	★★★	★★★	★	?	AKM [7]	RH currents & SU(3) family symmetry
$A_{7,8}(B \rightarrow K^* \mu^+ \mu^-)$	★	★	★	★★★	★★★	★★	?		
$A_0(B \rightarrow K^* \mu^+ \mu^-)$	★	★	★	★	★	★	?	$\delta$ LL [8]	CKM-like currents
$B \rightarrow K^{(*)} \nu \bar{\nu}$	★	★	★	★	★	★	★		
$B_s \rightarrow \mu^+ \mu^-$	★★★	★★★	★★★	★★★	★★★	★	★	FBMSSM [9]	Flavor-blind MSSM
$K^+ \rightarrow \pi^+ \nu \bar{\nu}$	★	★	★	★	★	★★★	★★★		
$K_L \rightarrow \pi^0 \nu \bar{\nu}$	★	★	★	★	★	★★★	★★★	LHT [10]	Little Higgs with $T$ Parity
$\mu \rightarrow e \gamma$	★★★	★★★	★★★	★★★	★★★	★★★	★★★		
$\tau \rightarrow \mu \gamma$	★★★	★★★	★	★★★	★★★	★★★	★★★	RS	Warped Extra
$\mu + N \rightarrow e + N$	★★★	★★★	★★★	★★★	★★★	★★★	★★★		
$d_{re}$	★★★	★★★	★★★	★★	★★★	★	★★★		
$d_e$	★★★	★★★	★★	★	★★★	★	★★★		
$(g-2)_\mu$	★★★	★★★	★★	★★★	★★★	★	?		

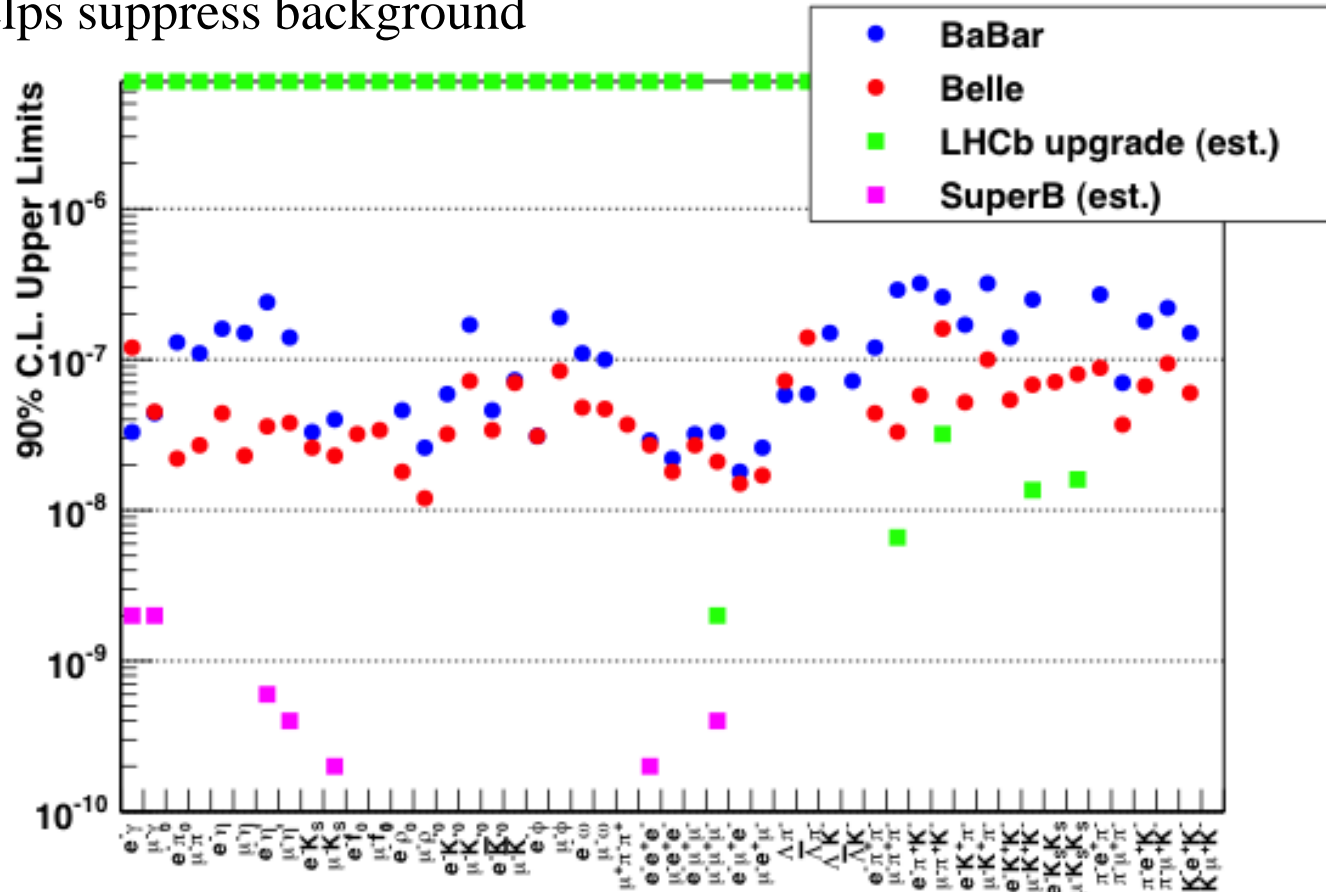




# $\tau$ Lepton Flavor Violation (LFV)

- $\nu$  mixing leads to a low level of charged LFV ( $B \sim 10^{-54}$ )  
 → Enhancements to observable levels are possible with new physics
- $e^-$  beam polarization helps suppress background

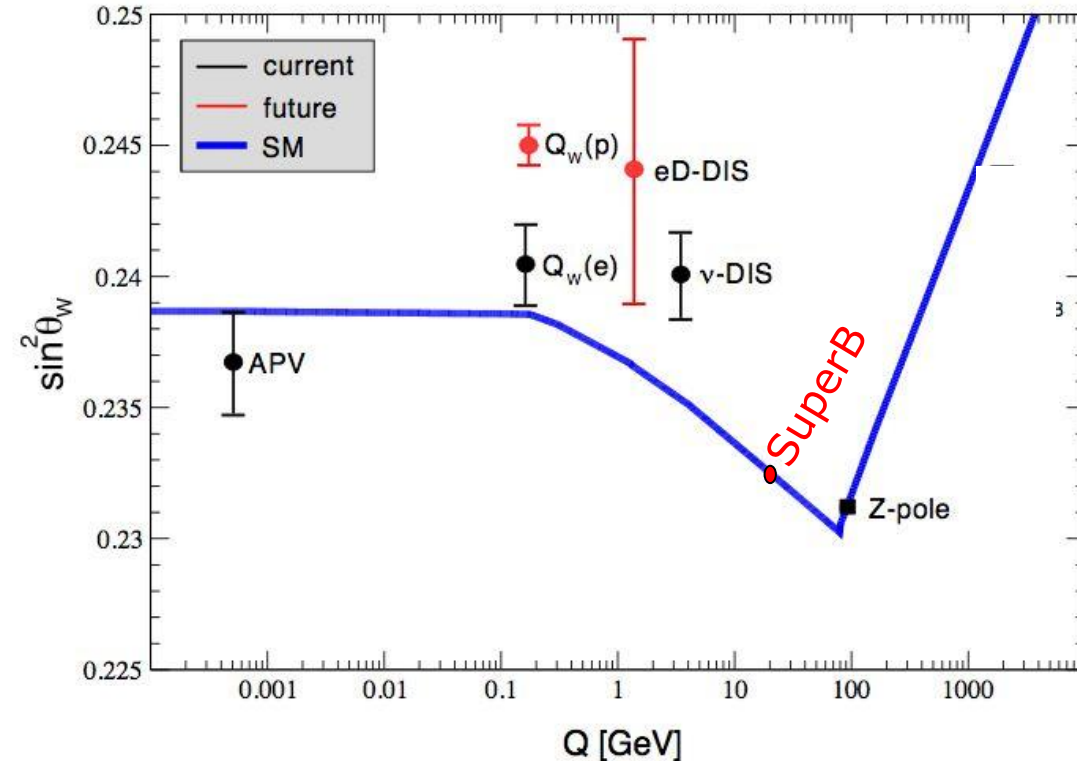
• One to two orders of magnitude improvement at SuperB over current limits



● Only a few modes extrapolated so far for SuperB

# Precision Electroweak: Another Impact of Polarization

- $\sin^2\theta_w$  can be measured with polarized  $e^-$  beam  
 $\rightarrow \sqrt{s}=\Upsilon(4S)$  is theoretically clean, *c.f.* b-fragmentation at Z pole



- Measure LR asymmetry in

$$e^+e^- \rightarrow c\bar{c}$$

$$e^+e^- \rightarrow \mu^+\mu^- \text{ at the } \Upsilon(4S)$$

$$e^+e^- \rightarrow \tau^+\tau^-$$

- To same precision as LEP/SLC at the Z-pole

- Can also perform crosscheck at  $\psi(3770)$

# Golden Measurements: CKM

- Comparison of relative benefits of SuperB (75ab<sup>-1</sup>)

vs.  $\left\{ \begin{array}{l} \text{existing measurements} \\ \text{LHCb (5fb}^{-1}\text{)} \\ \text{LHCb upgrade (50fb}^{-1}\text{)} \end{array} \right.$

Observable/mode	Current (now)	LHCb (2017)	SuperB (2021)	LHCb upgrade	Theory
$\alpha$	Blue	Blue	Green	Blue	Yellow
$\beta$ from $b \rightarrow c\bar{c}s$	Blue	Blue	Green	Green	Green
$B_d \rightarrow J/\psi\pi^0$	Yellow	Red	Green	Red	Green
$B_s \rightarrow J/\psi K_S^0$	Red	Yellow	Red	Blue	Green
$\gamma$	Yellow	Blue	Green	Green	Green
$ V_{ub} $ inclusive	Blue	Yellow	Green	Blue	Blue
$ V_{ub} $ exclusive	Blue	Yellow	Green	Blue	Blue
$ V_{cb} $ inclusive	Blue	Yellow	Green	Blue	Blue
$ V_{cb} $ exclusive	Blue	Yellow	Green	Blue	Blue

LHCb can only use  $\rho\pi$

$\beta$  theory error  $B_d$   
 $\beta$  theory error  $B_s$

Need an  $e^+e^-$  environment to do a precision measurement using semi-leptonic B decays.

Experiment: ■ No Result ■ Moderate Precision ■ Precise ■ Very Precise

Theory: ■ Moderately clean ■ Clean Need lattice ■ Clean

# Project Status



# Approval Milestones in Italy

- **April 2010:** SuperB becomes one of 14 Italian National Research Program (PNR) Flagship Projects
  - Cooperation between INFN and IIT (Italian Institute of Technology)
    - ➔ HEP experiment and light source
- **Dec. 2010:** Approval by Ministry of Instruction, University and Research and Parliament with 19 M€ provided as first part of a multi-year funding plan.
- **April 2011:** Full Italian government approval of the PNR, including 250M€ for SuperB

Interactions News Wire #14 - 11  
19 April 2011 <http://www.interactions.org>

\*\*\*\*\*

Source: INFN  
Content: Press Release  
Date Issued: 19 April 2011

\*\*\*\*\*

● <http://www.interactions.org/cms/?pid=1030662>

## The Italian Government Approved the Long-Term Funding for SuperB

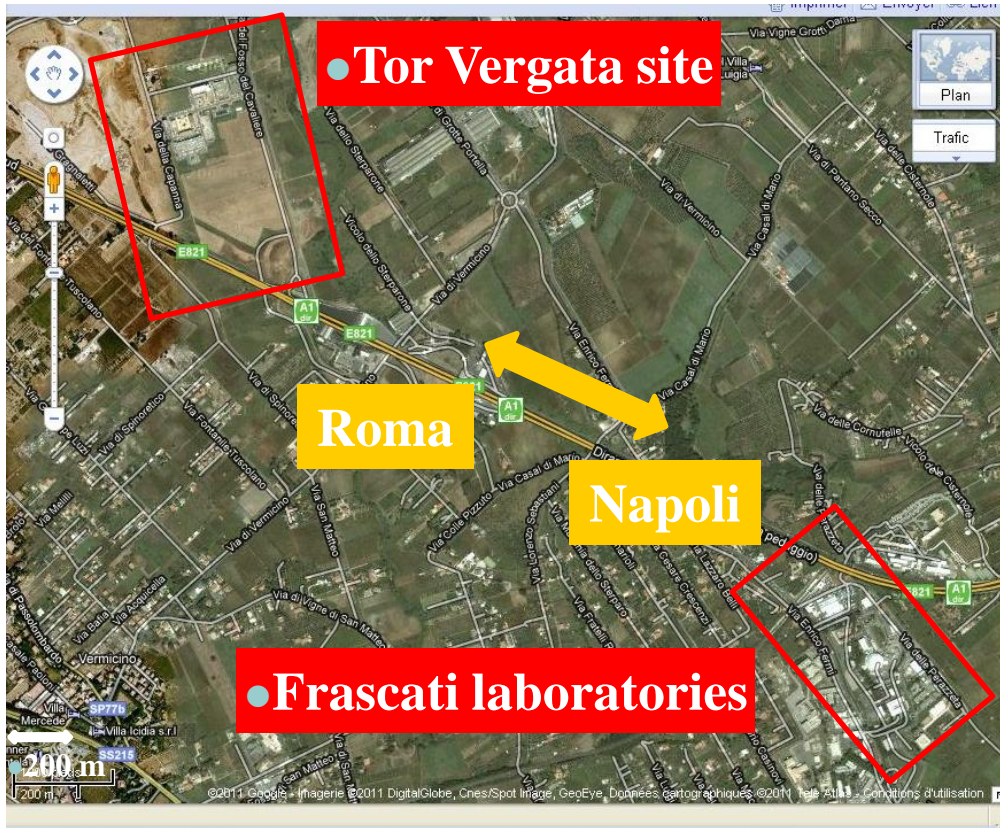
The Italian Minister for Instruction, University and Research, Mariastella Gelmini announced today that *the long-term funding of the SuperB Factory was approved by the Italian government. The project, sponsored by the National Institute of Nuclear Physics is one of 14 flagship projects of the National Plan for Research in Italy.*

# SuperB Funding in INFN present 3-year plan

- INFN Funding plan for accelerator/infrastructure
- Computing funding from special funds for development of the South of Italy
- Detector funding (50% of new money) (~25M€) from ordinary funding agency (INFN Gruppo Uno) budget; Remainder from regional contributions and reuse
- Reuse of parts of PEP-II and Babar offsets 135M€
- Joint Russian/Italian funding agreement SuperB/Ignator (~100M €)
- IIT contribution (100M€) mainly for synchrotron light beam lines construction

Componenti Super B	Y1	Y2	Y3	Y4	Y5	Y6	Y7	Y8	Y9	Y10
<b>Sviluppo Acceleratore (130 M€)</b> Costruzione infrastrutture, Sviluppo damping rings, Sviluppo transfer lines, Messa in funzione linac, Damping lines transfer lines, Costruzione facility end-user	20	50	60							
<b>Sviluppo Centri Calcolo (43 M€)</b> Sviluppo progettazione costruzione centro di calcolo per analisi dati	5	15	23							
<b>Completamento Acceleratore (126 M€)</b> Installazione componenti negli archi acceleratore, Installazione zona di interazione, Messa in funzione acceleratore				42	42	42				
<b>Utilizzo installazione (80 M€)</b> Costi operazione e manutenzione acceleratore							20	20	20	20
<b>Totale Infrastrutture tecniche (379 M€)</b>	25	65	83	42	42	42	20	20	20	20
<b>Overheads INFN (34.3 M€ equivalente al 9%)</b>	2.3	5.9	7.5	3.8	3.8	3.8	1.8	1.8	1.8	1.8
<b>Cofinanziamento INFN (150 M€)</b>	15	15	15	15	15	15	15	15	15	15
<b>Costo Totale del progetto (563.3 M€)</b>	42.3	85.9	105.5	60.8	60.8	60.8	36.8	36.8	36.8	36.8

256M



- Several choices identified
- Preferred choice is **Tor Vergata near LNF Frascati**
- Under review for technical compatibility
- Announcement expected soon and in any case by summer

# Accelerator





# Accelerator Design Goals

Parameter	Goal	Remark
Integrated Luminosity @ $\Upsilon(4S)$ (5 years)	$75 \text{ ab}^{-1}$	Use "New Snowmass Year" = $1.5 \times 10^7$ seconds (from PEP-II experience)
Average Luminosity (Top-up mode)	$10^{36} \text{ cm}^{-2}\text{s}^{-1}$	Flexible parameter space. Peak Lumi, upgradable to $4 \times 10^{36} \text{ cm}^{-2}\text{s}^{-1}$
Wall Plug Power	< 20 MW	Similar to PEP-II (22 MW)
Detector Backgrounds	Beam-Gas similar to PEP-II	Dominated by Radiative Bhabbas
Energy Range	Charm Threshold to above $\Upsilon(5S)$	
Boost	$\beta\gamma = 0.23$	Need 1 cm radius beampipe with first measurement at 1.5 cm
Longitudinal Polarization ( $e^-$ )	$\sim 80\%$	Enables $\tau$ CPT studies and improves LPV sensitivities

# How to Get to $L = 10^{36} \text{ cm}^{-2}\text{s}^{-1}$

→ Combine techniques demonstrated as indicated:

J. Seeman, HEPAP, May 2009

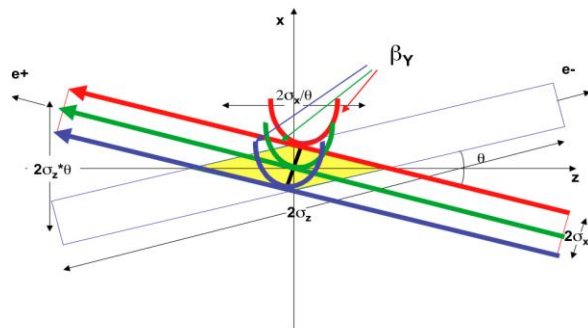
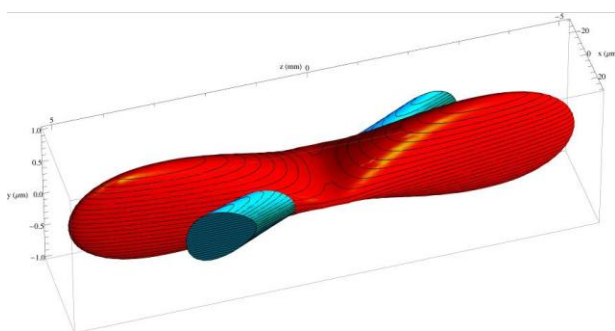
- Crossing angle IR with large Piwinski angle (DAΦNE, KEKB)
- Very low IR vertical and horizontal beta functions (ILC)
- Low horizontal and vertical emittances (Light sources)
- Ampere beam currents (PEP-II, KEKB)
- Crab waist scheme (Frascati, DAΦNE)

# Crab Waist Enhancement

- **y waist shifted in z using a sextupole on both sides of the IP at proper phase**
- **Particles in both beams collide in minimum  $\beta_y$  region  $\rightarrow$  net luminosity gain.**
- **Suppression of x-y resonances**

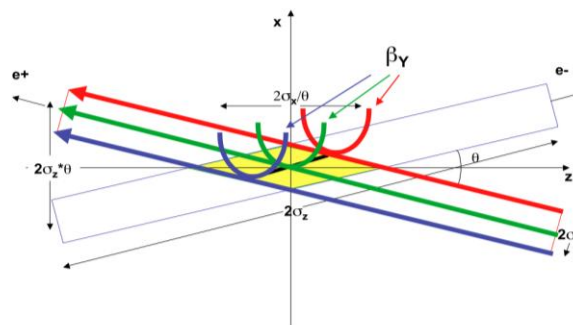
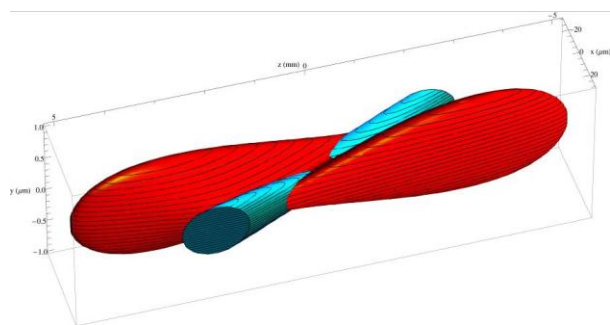


Pantaleo Raimondi, LNF



Crab Sextapoles

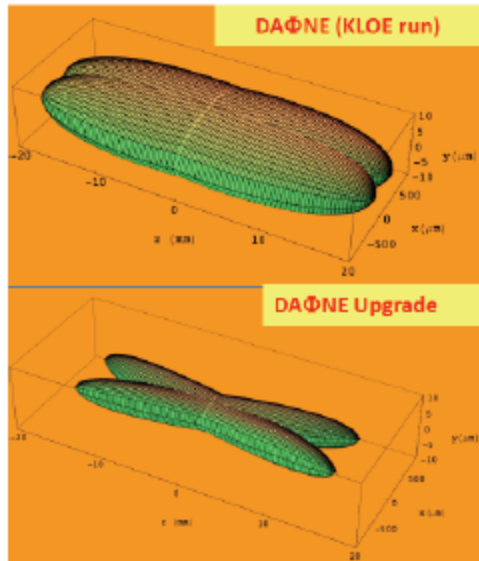
OFF



ON

# Crab Waist Demonstrated at Daphne

- DAΦNE e+e- collider at Frascati with  $E_{cm} @ \Phi$  (1020 MeV)
- Upgraded to test crab waist scheme
- Crab Waist effectiveness successfully demonstrated in working collider
- Gains of ~ factor of 3 in luminosity



	DAΦNE (KLOE run)	DAΦNE Upgrade
$I_{\text{bunch}}$ (mA)	13	13
$N_{\text{bunch}}$	110	110
$\beta_y^*$ (cm)	1.8	0.85
$\beta_x^*$ (cm)	180	26
$\sigma_y^*$ ( $\mu\text{m}$ )	5.4 low curr	3.1
$\sigma_x^*$ ( $\mu\text{m}$ )	700	260
$\sigma_z$ (mm)	25	20
Horizontal tune shift	0.04	0.008
Vertical tune shift	0.04	0.055
$\theta_{\text{cross}}$ (mrad) (half)	12.5	25
$\Phi_{\text{Pitwinski}}$	0.45	2.0
$L$ ( $\text{cm}^{-2}\text{s}^{-1}$ )	$1.5 \times 10^{32}$	$>5 \times 10^{32}$

# Flexible Machine Parameters for Baseline L (9/2010).

Parameter	Units	Base Line		Low Emittance		High Current		Tau/charm (prelim.)	
		HER (e+)	LER (e-)	HER (e+)	LER (e-)	HER (e+)	LER (e-)	HER (e+)	LER (e-)
<b>LUMINOSITY</b>	<b>cm<sup>-2</sup> s<sup>-1</sup></b>	<b>1.00E+36</b>		<b>1.00E+36</b>		<b>1.00E+36</b>		<b>1.00E+35</b>	
Energy	GeV	6.7	4.18	6.7	4.18	6.7	4.18	2.58	1.61
Circumference	m	1258.4		1258.4		1258.4		1258.4	
X-Angle (full)	mrاد	66		66		66		66	
Piwinski angle	rad	22.88	18.60	32.36	26.30	14.43	11.74	8.80	7.15
β <sub>x</sub> @ IP	cm	2.6	3.2	2.6	3.2	5.06	6.22	6.76	8.32
β <sub>y</sub> @ IP	cm	0.0253	0.0205	0.0179	0.0145	0.0292	0.0237	0.0658	0.0533
Coupling (full current)	%	0.25	0.25	0.25	0.25	0.5	0.5	0.25	0.25
ε <sub>x</sub> (without IBS)	nm	1.97	1.82	1.00	0.91	1.97	1.82	1.97	1.82
ε <sub>x</sub> (with IBS)	nm	2.00	2.46	1.00	1.23	2.00	2.46	5.20	6.4
ε <sub>y</sub>	pm	5	6.15	2.5	3.075	10	12.3	13	16
σ <sub>x</sub> @ IP	μm	7.211	8.672	5.099	6.274	10.060	12.370	18.749	23.076
σ <sub>y</sub> @ IP	μm	0.036	0.036	0.021	0.021	0.054	0.054	0.092	0.092
Σ <sub>x</sub>	μm	11.433		8.085		15.944		29.732	
Σ <sub>y</sub>	μm	0.050		0.030		0.076		0.131	
σ <sub>L</sub> (0 current)	mm	4.69	4.29	4.73	4.34	4.03	3.65	4.75	4.36
σ <sub>L</sub> (full current)	mm	5	5	5	5	4.4	4.4	5	5
Beam current	mA	1892	2447	1460	1888	3094	4000	1365	1766
Buckets distance	#	2		2		1		1	
Ion gap	%	2		2		2		2	
RF frequency	Hz	4.76E+08		4.76E+08		4.76E+08		4.76E+08	
Harmonic number		1998		1998		1998		1998	
Number of bunches		978		978		1956		1956	
N. Particle/bunch		5.08E+10	6.56E+10	3.92E+10	5.06E+10	4.15E+10	5.36E+10	1.83E+10	2.37E+10
Tune shift x		0.0021	0.0033	0.0017	0.0025	0.0044	0.0067	0.0052	0.0080
Tune shift y		0.0970	0.0971	0.0891	0.0892	0.0684	0.0687	0.0909	0.0910
Long. damping time	msec	13.4	20.3	13.4	20.3	13.4	20.3	26.8	40.6
Energy Loss/turn	MeV	2.11	0.865	2.11	0.865	2.11	0.865	0.4	0.166
σ <sub>E</sub> (full current)	dE/E	6.43E-04	7.34E-04	6.43E-04	7.34E-04	6.43E-04	7.34E-04	6.94E-04	7.34E-04
CM σ <sub>E</sub>	dE/E	5.00E-04		5.00E-04		5.00E-04		5.26E-04	
Total lifetime	min	4.23	4.48	3.05	3.00	7.08	7.73	11.41	6.79
Total RF Power	MW	17.08		12.72		30.48		3.11	

**Tau/charm  
threshold  
running at 10<sup>35</sup>**

**Baseline  
+ other 2 options:  
1. Lower y-emittance  
2. Higher currents  
(x2 bunches)**

**Upgradable to  
~4x Higher Lumi**

**RF power includes  
SR and HOM**

# Detector



# Detector Evolution-BaBar to SuperB

- **SuperB based on the “BaBar Prototype”. It reuses**
  - Fused Silica bars and barboxes of the DIRC
  - DIRC & DCH Support
  - Barrel EMC CsI(Tl) crystals and mechanical structure
  - Superconducting coil & flux return (with some redesign).
- **Require moderate design improvement and R&D to cope with the new machine IR, high luminosity environment, the smaller boost (4.2x6.7 GeV), and the high DAQ rates.**
  - Small beam pipe technology
  - Thin silicon pixel detector for first layer, and a new 5 layer SVT.
  - New DCH with CF mechanical structure, modified gas and cell size
  - New Photon camera for DIRC fused silica bars
  - Possible Forward PID system
  - New Forward calorimeter crystals (Possibly LYSO). Backward veto option
  - Minos-style extruded scintillator for instrumented flux return
  - Electronics and trigger- x100 real event rate
  - Computing- to handle massive data volume

# SuperB Detector

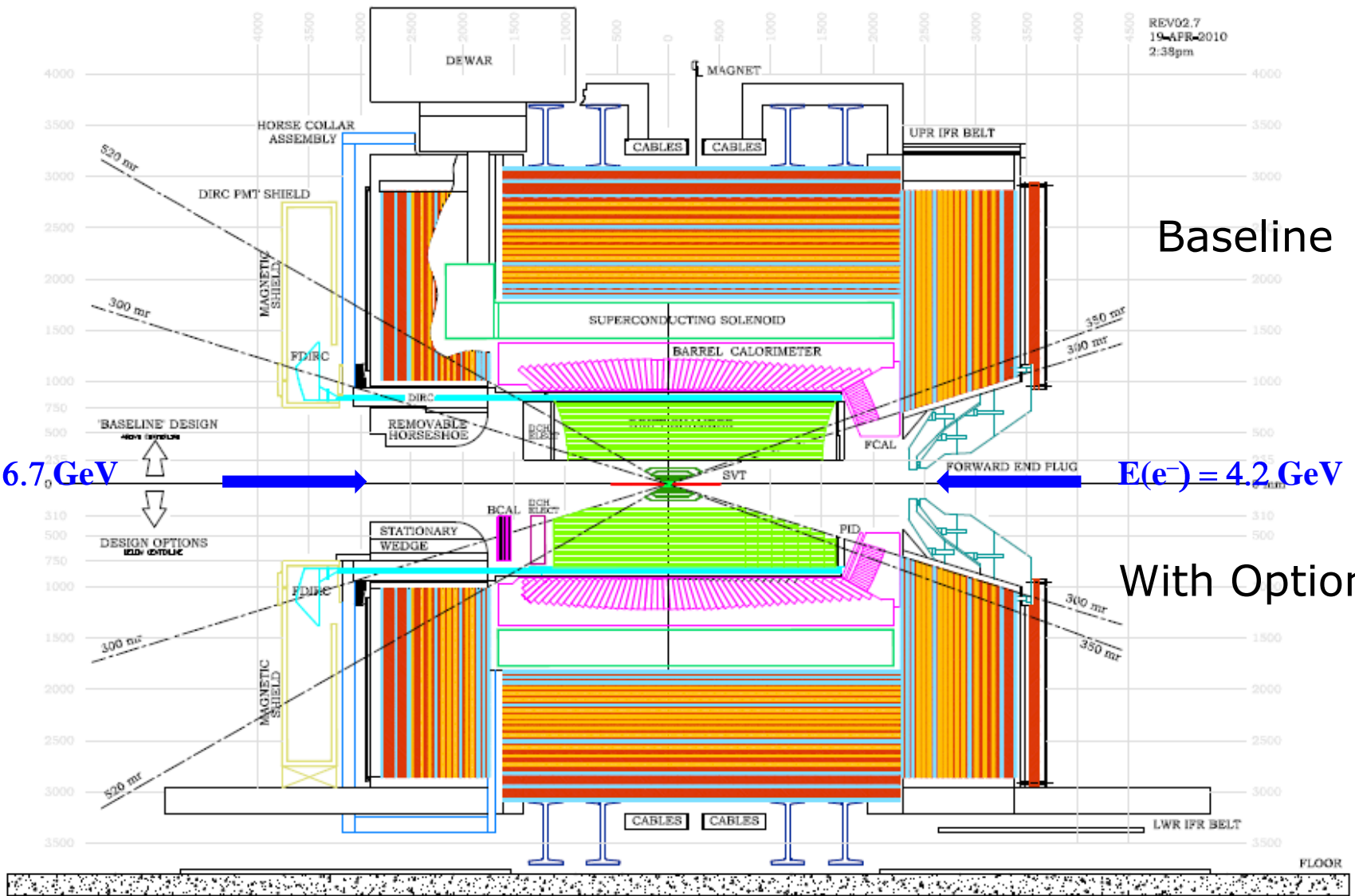
REV02.7  
19-APR-2010  
2:38pm

Baseline

With Options

$E(e^+) = 6.7 \text{ GeV}$

$E(e^-) = 4.2 \text{ GeV}$





# Detector Issues for Design and R&D

System	Baseline	Issues (technical OR manpower; R&D)
MDI	Initial IR designed	Magnetic elements and radiation masks. Design of tungsten shields. <b>Background simulations:</b> global map, detector occupancy
SVT	6-layer silicon	<b>Technology for Layer 0:</b> striplets or pixels. Thin pixels R&D. Readout chip for strips. Mechanical design.
DCH	Stereo-axial He-based	Dimensions (inner radius, length). Mechanical structure Cluster counting option.
EMC	Barrel: CsI(Tl) Forw: LYSO	Electronics and trigger. Mechanical structure <b>Forward EMC technology:</b> LYSO / LYSO+CsI(Tl); Pure CsI. <b>Backward EMC:</b> cost/benefit analysis
PID	DIRC w/ FBLOCK	<b>FBLOCK design.</b> Photon detection. Mechanical structure <b>Forward PID:</b> cost/benefit analysis. Different technologies.
IFR	Scintillator+ fibers	8 vs 9 layers, and optimized configuration. <b>SiPM radiation damage and location.</b> Extra 10cm iron. Mechanical design and yoke reuse.
ETD	Synchronous const. latency	Fast link rad hardness. L1Trigger (jitter and rate). ROM design. Link to computing for HLT. Headroom.

# Detector Status

- Design well advanced
  - Based on BaBar as the “prototype”
- Remaining Generic Detector Options to be decided by summer.
- Proto-Detector Organization is in place. Will change to a collaboration organization after the collaboration is formed starting next week.
- R&D well advanced across detector systems allowing final designs to proceed.
- Aiming for final design document (TDR) in about one year and will begin fabrication then.

# Summary



# Summary

- SuperB offers an extremely broad program of exciting physics with sensitivity to New Physics while being complementary to LHC
- Approved as Flagship project of Italian government with approved funding
- Large International Community participating in all phases of the design. Hope for further growth during the next few months
- Innovative machine design reusing PEP-II components with beam currents and wall plug power similar to present generation B factories
- State of the art detector based on BaBar
- After many years as a Proto-Collaboration, the first meeting of the **SuperB Collaboration** will be held at Elba next week. Hope to see many of you there.



# More Observables

Experiment: ■ No Result ■ Moderate Precision ■ Precise ■ Very Precise  
 Theory: ■ Moderately clean ■ Clean Need lattice ■ Clean

Observable/mode	Current (now)	LHCb (2017)	SuperB (2021)	LHCb upgrade (2030?)	theory	
<b><math>\tau</math> Decays</b>						
$\tau \rightarrow \mu\gamma$	■	■	■	■	■	Benefit from polarised $e^-$ beam
$\tau \rightarrow e\gamma$	■	■	■	■	■	
<b><math>B_{u,d}</math> Decays</b>						
$B \rightarrow \tau\nu, \mu\nu$	■	■	■	■	■	very precise with improved detector
$B \rightarrow K^{(*)}\nu\bar{\nu}$	■	■	■	■	■	Statistically limited: Angular analysis with $>75\text{ab}^{-1}$
$S$ in $B \rightarrow K_S^0\pi^0\gamma$	■	■	■	■	■	Right handed currents
$S$ in other penguin modes	■	■	■	■	■	SuperB measures many more modes
$ACP(B \rightarrow X_s\gamma)$	■	■	■	■	■	systematic error is main challenge
$BR(B \rightarrow X_s\gamma)$	■	■	■	■	■	control systematic error with data
$BR(B \rightarrow X_s\ell\ell)$	■	■	■	■	■	
$BR(B \rightarrow K^{(*)}\ell\ell)$	■	■	■	■	■	SuperB measures $e^-$ mode well, LHCb does $\mu^-$
<b><math>B_s</math> Decays</b>						
$B_s \rightarrow \mu\mu$	■	■	■	■	■	
$\beta_s$ from $B_s \rightarrow J/\psi\phi$	■	■	■	■	■	
$B_s \rightarrow \gamma\gamma$	■	■	■	■	■	
$a_{sl}$	■	■	■	■	■	
<b><math>D</math> Decays</b>						
mixing parameters	■	■	■	■	■	
CPV	■	■	■	■	■	Clean NP search
<b>Precision EW</b>						
$\sin^2\theta_W$ at $T(4S)$	■	■	■	■	■	Theoretically clean
$\sin^2\theta_W$ at Z-pole	■	■	■	■	■	$b$ fragmentation limits interpretation

# Crab Waist with Large Piwinski Angle

- Piwinski angle  $\phi \approx \frac{\sigma_z}{\sigma_x} \frac{\theta}{2} \gg 1$

With horizontal (longitudinal) beam size  $\sigma_x$  ( $\sigma_z$ ) and crossing angle  $\theta$

- If  $\beta_y^*$  is comparable to overlap scale ( $\sigma_x/\theta$ ) then

$$\beta_y^* \approx \frac{\sigma_x}{\theta} \ll \sigma_z \quad \text{and we get small } \beta_y^* \text{ without small } \sigma_z$$

- Can use long beams and still get small overlap region

# Show and Tell Example-R&D to Develop SVT layer 0 Technology

- **Candidate Technologies** (ordered starting with simplest)

- **Striplets**

→ Mature technology, not so robust against bkg occupancy

- **Hybrid pixels**

→ Viable, although large material budget

- **CMOS MAPS**

→ **New & challenging technology:**  
**fast readout needed** (high rate)

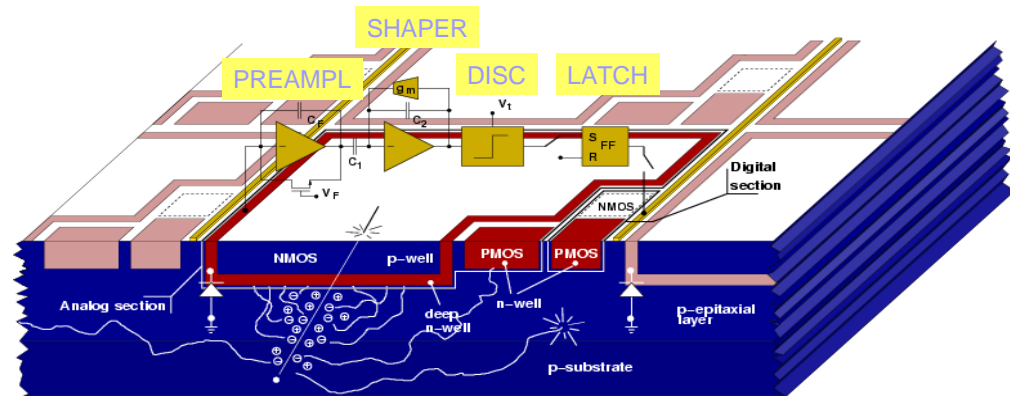
- **Thin pixels with vertical integration**

→ Reduced of material and improved performance

→ **pixel R&D ongoing**

- Performance: efficiency, & hit resolution
- Radiation hardness
- Readout architecture
- Power & cooling

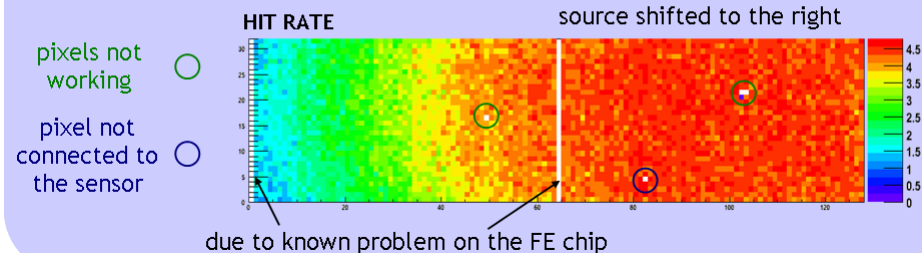
## CMOS MAPS with in pixel sparcification



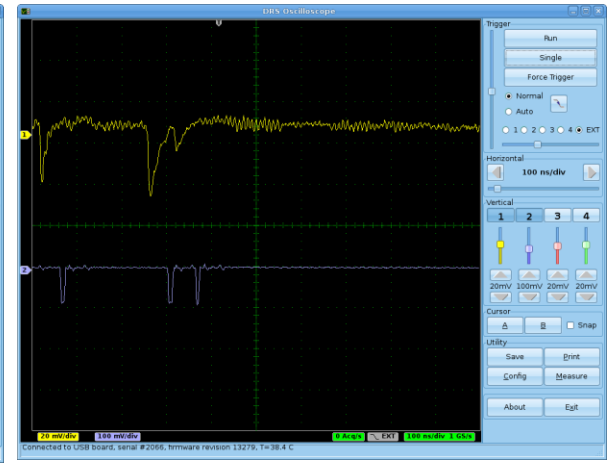
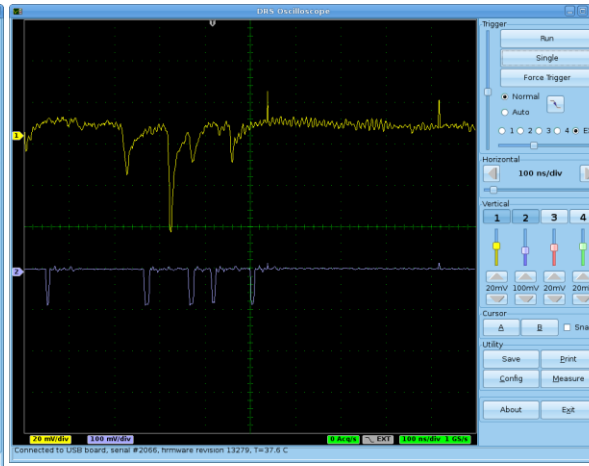
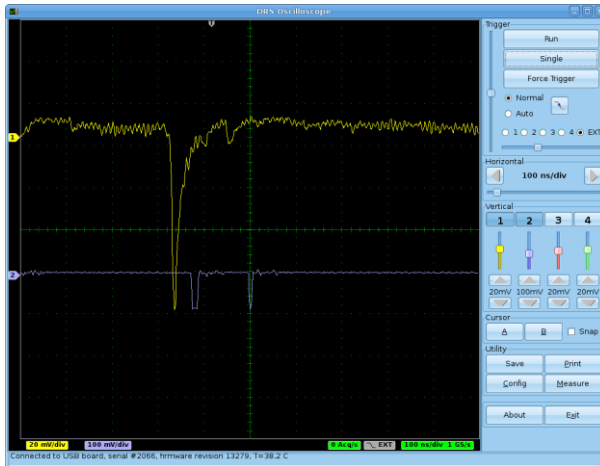
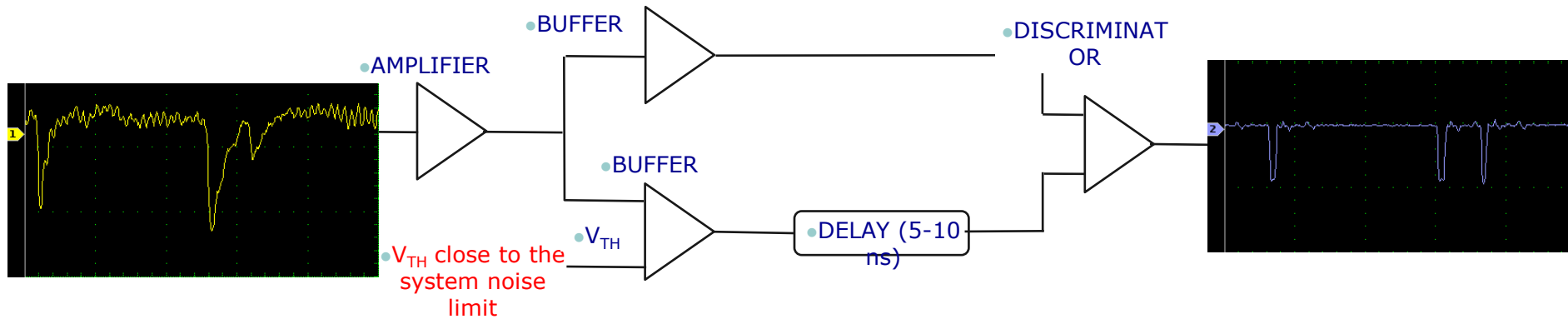
First Test of a hybrid pixel matrix with  $50 \times 50 \mu\text{m}^2$  pitch

**Response to a Sr90 source (e<sup>-</sup>)** threshold@1/4 MIP (60 $\sigma$  noise)

→ good quality of the interconnection @  $50 \times 50 \mu\text{m}^2$  pitch & working sensor!!



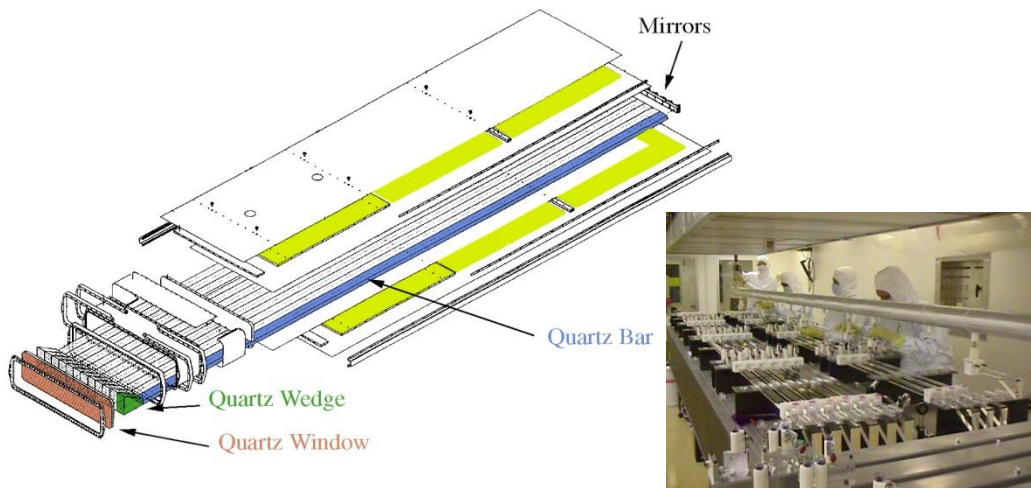
## Local derivative method




- First tests on 2.5m long, 24mm side square tube in He-CH<sub>4</sub> mixture
  - threshold and delay still to be optimized



# Show and Tell Example-FDRIC Camera

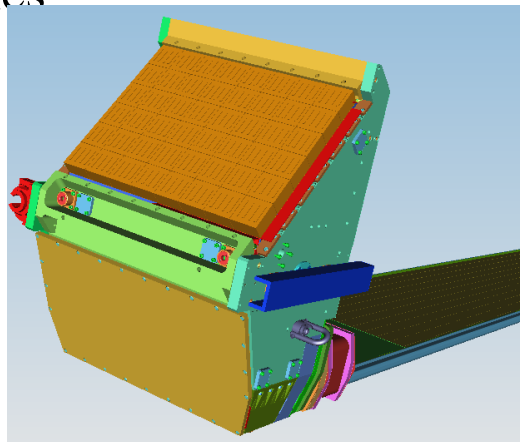



New photon camera



Geant4 simulation

- Photon cameras at the end of bar boxes



Camera housing design

# Show and Tell Example-IFR Scintillator Construction for R&D

Labelling and collecting the fibers around the supports

Fill the machined grooves with optical grease and cover it with stripes of reflecting aluminum (BiRo only)

Fill with optical glue the embedded holes

Put double-side adhesive to keep the second layer (BiRo only)