

Half-Day Excursion this Saturday (15 June)






Phra Pathom Chedi, the tallest stupa in the world!

*Patom Organic Village,
Sampran*



Patom Organic Village, Sampran

Walk in the footsteps of the farmers, crafters, and artists to understand the process of design from their ancestors to present day, and how they integrate traditional knowledge and local wisdom to create Patom lifestyle products



Group-1
Group-2

Choose 2 activities (1 Gr.1 + 1 Gr.2)

- Rice farming process: 30/slot
- Eco bag: 20/slot
- Water Hyacinth Paper: 10/slot
- Tie-Dye Handkerchief: 15/slot
- Herbal Inhalor + Aroma Oil: 15/slot
- Organic Rice Scrub: 15/slot
- Organic Herbal Oil: 15/slot



Tie-Dye Handkerchief

Group-2



Herbal Inhalor & Aroma Oil

Group-2



Rice Farming Process

Group-1



Eco Bag

Group-1



Water Hyacinth Paper

Group-1



Organic Rice Scrub

Group-2



Organic Herbal Oil

Group-2

Group 1

RICE FARMING PROCESS

- Demonstrator prepare paddy field and young rice plant for participant
- Take off your shoe and socks, learn and try out rice planting step by step
- Use traditional rice grinder and mortar to separate husk and grain
- Try rice husking



Group 1

ECO BAG with Natural Color Flowers Stamping

- Demonstrator prepare natural colors, fresh flowers & vegetables and rubber stamps for participant
- Pick your favorite bag then start decorate your bag using natural material provided at the station



Group 1

WATER HYACINTH PAPER with seasonal flowers

- Demonstrator prepare water hyacinth fiber and fresh flower for decoration
- Mix the pulp with water until tiny fibers form on the surface. Use the sieve to lift up the thin layer.
- Decorate your paper using natural materials provided
- Since it takes 2 days until dry, so after finish paper decoration, you can have the dried one designed by our staff back home

5-7 days and you will get your own paper



Group 2

TIE-DYE HANDKERCHIEF

- Demonstrator prepare handkerchief and natural colors for participant
- Teach how to fold the cloth to create different pattern step by step
- Choose your favorite color and dip the cloth in the color 2-3 rounds
- Hang up until dry



Group 2

HERBAL INHALOR

- Demonstrator prepare the ingredients and bowl for each participant
- Mix the ingredients with Camphor, Borneol Camphor and Menthol
- Mix well, pour into the container



Group 2

AROMA OIL

- Demonstrator prepare dried garden flower and 2 scents of aroma oil for each participant
- Pick your favorite flower then start decorate your oil bottle
- Fill up your favorite aroma oil in the tube



Group 2

ORGANIC RICE SCRUB

- Demonstrator prepare 5 ingredients and bowl for each participant
- Choose and add your favorite rice bring 3 scoops in the bowl, followed by salt and other 2 liquid ingredients
- Add scented oil, mix well then scoop into the container



Group 2

ORGANIC HERBAL OIL

- Demonstrator prepare 4 ingredients and bowl for each participant
- Mix first 3 ingredients, after all melt into liquid then add herbal Oil
- Mix well, pour into the tube



There will be two registration desks

Please feel free to join the line at either one:


- Table-1: Group-1 (slot 1) + Group-2 (slot 2)
- Table-2: Group-2 (slot 1) + Group-1 (slot 2)

Please sign up before 3 PM today.



**Rice Farming
Process**

Slot 1



**Organic Herbal
Oil**

Slot 2

