


Extraction of the strong coupling with HERA and EIC inclusive data

Salim Cerci (Adiyaman), Zuhal Seyma Demiroglu (SBU, CFNS),
Abhay Deshpande (SBU, CFNS, BNL), Paul Newman (Birmingham),
Barak Schmookler (UC Riverside), Deniz Sunar Cerci (Adiyaman),
Katarzyna Wichmann (DESY)

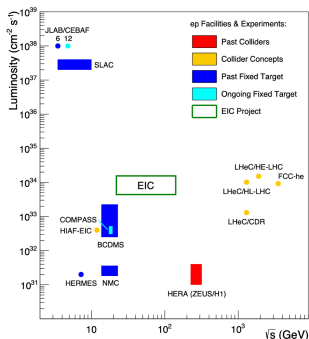
Forward Physics and QCD at the LHC and EIC

798. WE-Heraeus-Seminar WILHELM UND ELSE
HERAEUS-STIFTUNG 

October 23 – 27, 2023

The Electron-Ion Collider

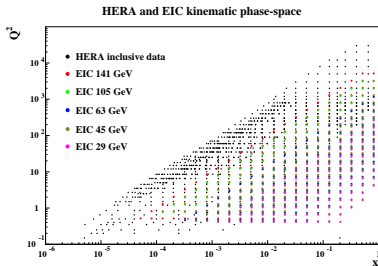
- A next-generation DIS collider, to be built at BNL. EIC will be unique and have un-precedented experimental capabilities;
 - High lumi ep Collider ($50\times$ HERA), Polarised target collider, First ever high energy eA collider, First ever fully polarized collider
- Flexible center-of-mass energy ($30 < \sqrt{s} < 140$ GeV), accessing moderate-to-large x values by comparison with HERA.
- Physics targets include:
 - 3D proton structure, Proton mass, Proton spin, Dense partonic systems in nuclei



Motivation

- Physics scopes of HERA and EIC differ but have significant overlap.
 - Inclusive DIS cross sections will be measured to high precision in a phase space region that will be complementary to HERA.
- The strong coupling, α_s , is the least well constrained.
 - Essential ingredient of SM cross section calculations, as well as constraints on new physics and grand unification scenarios.
- Inclusive NC DIS cross section is sensitive to α_s through F_2 and F_L .

$$\frac{d^2\sigma}{dx dQ^2} = \frac{2\pi\alpha^2}{xQ^4} [Y_+ F_2(x, Q^2) - y^2 F_L(x, Q^2) \mp Y_- x F_3(x, Q^2)]$$



- HERA data have limited high- x sensitivity due to kinematic correlation between x and Q^2 and $1/Q^4$ factor in cross section.
- EIC data fills in large- x , modest Q^2 region with high precision.

Input HERA Data (ep)

- Final combined H1 and ZEUS inclusive DIS NC and CC cross sections [EPJC(2015)75:580]
 - $\sqrt{s} = 320, 300, 251, 225$ GeV
 - Total integrated luminosity: 1fb^{-1}
 - NC: $0.045 \leq Q^2 \leq 50000 \text{ GeV}^2$, $6 \cdot 10^{-7} \leq x_{B_j} \leq 0.65$, $0.005 \leq y \leq 0.95$
 - CC: $200 \leq Q^2 \leq 50000 \text{ GeV}^2$, $1.3 \cdot 10^{-2} \leq x_{B_j} \leq 0.40$, $0.037 \leq y \leq 0.76$
- H1 and ZEUS inclusive and dijet measurements included [EPJC(2022)82:243]

Data set	Taken	$Q^2[\text{GeV}^2]$ range		\mathcal{L} pb $^{-1}$	e^+e^-	\sqrt{s} GeV	Normalised	All points	Used points
	From to	From	To						
H1 HERA I normalised jets	1999–2000	150	15,000	65.4	e^+p	319	Yes	24	24
H1 HERA I jets at low Q^2	1999–2000	5	100	43.5	e^+p	319	No	28	20
H1 normalised inclusive jets at high Q^2	2003–2007	150	15,000	351	e^+p/e^-p	319	Yes	30	30
H1 normalised dijets at high Q^2	2003–2007	150	15,000	351	e^+p/e^-p	319	Yes	24	24
H1 normalised inclusive jets at low Q^2	2005–2007	5.5	80	290	e^+p/e^-p	319	Yes	48	37
H1 normalised dijets at low Q^2	2005–2007	5.5	80	290	e^+p/e^-p	319	Yes	48	37
ZEUS inclusive jets	1996–1997	125	10,000	38.6	e^+p	301	No	30	30
ZEUS dijets	1998–2000 and 2004–2007	125	20,000	374	e^+p/e^-p	318	No	22	16

- Trijets from HERAPDF2Jets NLO excluded \rightarrow no NNLO predictions
- H1 low Q^2 data added - particularly sensitive to α_s



The simulated EIC data (ep)

- EIC pseudodata are produced by considering the studies performed in the ATHENA framework [JINST 17 P10019].
 - Detailed simulation work to optimise resolutions throughout phase-space
 - 5 bins per decade in x and Q^2
 - NC pseudodata are produced for five different CMEs.

e -beam energy (GeV)	p -beam energy (GeV)	\sqrt{s} (GeV)	Integrated lumi (fb $^{-1}$)
18	275	141	15.4
10	275	105	100
10	100	63	79.0
5	100	45	61.0
5	41	29	4.4

- CC pseudodata are produced for only $\sqrt{s} = 141$ GeV.
- Kinematic coverage:
 - $Q^2 > 1$ GeV 2
 - $0.001 < y = \frac{Q^2}{sx} < 0.95$
 - $W^2 = \frac{Q^2(1-x)}{x} > 10$ GeV 2

Systematic Precision

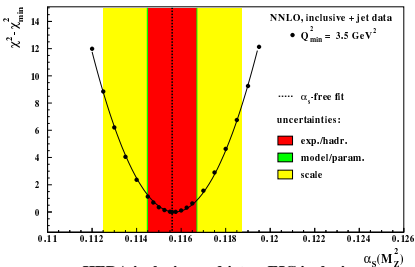
Assumed systematic precision conservative compared with EIC Yellow report:

- 1.9% point-to-point uncorrelated (growing to 2.75% at low y)
- 3.4% normalisation (uncorrelated between different \sqrt{s})

QCD fits with EIC inclusive and HERA inclusive+jet data

- A simultaneous NNLO fit is performed to extract the PDFs and $\alpha_s(M_Z^2)$ from HERA inclusive and jet data and EIC inclusive data.

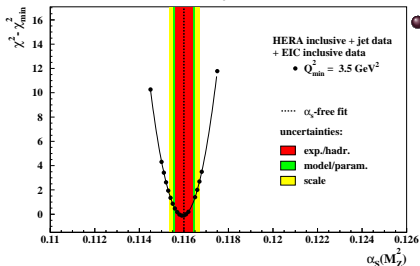
H1 and ZEUS



- HERA inclusive + jet data, NNLO: [EPJC82(2022)243]

$$\alpha_s(M_Z^2) = 0.1156 \pm 0.0011 \text{ (exp)} \\ +0.0001 \text{ (model + param)} \pm 0.0029 \text{ (scale)}$$

HERA inclusive and jets + EIC inclusive

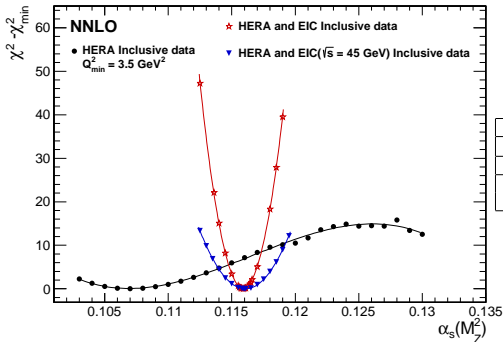


- EIC inclusive data and HERA inclusive + jet data, NNLO:

$$\alpha_s(M_Z^2) = 0.1160 \pm 0.0004 \text{ (exp)} \\ +0.0003 \text{ (model + param)} \pm 0.0005 \text{ (scale)}$$

QCD fits with HERA and EIC inclusive data only

- A simultaneous NNLO fit is performed to extract the PDFs and $\alpha_s(M_Z^2)$ from HERA and EIC inclusive data.



Central values of model input parameters and their one-sigma variations.

Parameter	Central val.	Downwards var.	Upwards var.
Q_{\min}^2 [GeV ²]	3.5	2.5	5.0
f_s	0.4	0.3	0.5
M_c [GeV]	1.41	1.37	1.45
M_b [GeV]	4.20	4.10	4.30

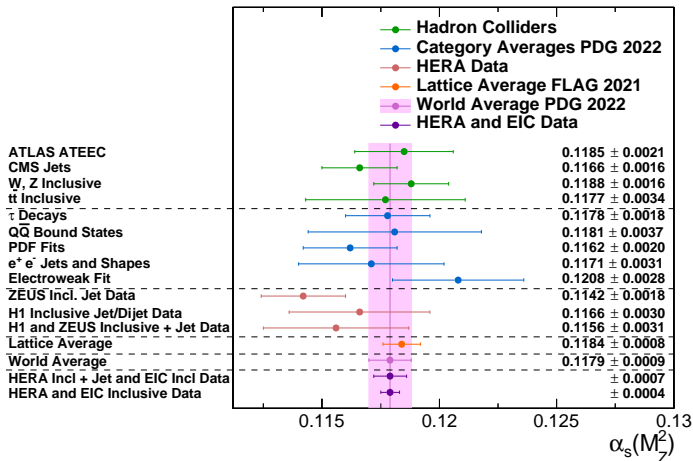
No scale variations are made for the inclusive data

- EIC and HERA inclusive data, NNLO:

$$\alpha_s(M_Z^2) = 0.1159 \pm 0.0004 \text{ (exp)} \begin{matrix} +0.0002 \\ -0.0001 \end{matrix} \text{ (model + param)}$$



Comparison to other $\alpha_s(M_Z^2)$ results



- With using only inclusive DIS data from HERA and EIC, we are able to determine the $\alpha_s(M_Z^2)$ with potentially world-leading precision in a simultaneous fit of PDFs and $\alpha_s(M_Z^2)$ at NNLO.



Comments on Scale Uncertainties

- 'Scale' uncertainties express uncertainties due to missing higher orders beyond NNLO in the theory.
- Expected to be small for inclusive data, and covariances with other uncertainties have to be considered (hence generally omitted in global fits) - Moving the machinery to N^3LO will make them even smaller.
- Ongoing work by global fitting groups (e.g. NNPDF [arXiv:1906.10698](https://arxiv.org/abs/1906.10698)) to develop a consistent framework.
 - outcomes eagerly awaited
 - may become very important in EIC era!

Comment on Origin of EIC Impact

- Restricting data range by imposing Q_{min}^2 (or x_{min}) cuts has only very small impact on the result.
 - EIC impact traceable to the large x , moderate Q^2 region.
- There is, however some sensitivity to the W^2 cut:
 - Default ($> 10 \text{ GeV}^2$) yields experimental precision 0.0004.
 - Switching to $> 15 \text{ GeV}^2$ leads to experimental precision 0.0006.
- Important to avoid sensitivity to higher twist or resummation effects.

- The estimated total uncertainty on $\alpha_s(M_Z^2)$ when including EIC DIS pseudodata is better than 0.4% \rightarrow Improves the precision of the present world experimental and lattice averages.
- We are working with global fitting experts to assign a meaningful scale uncertainty to our result, due to missing higher order contributions beyond NNLO in the theory.
- Adding inclusive jet and dijet EIC pseudodata to the QCD analysis can improve the $\alpha_s(M_Z^2)$ precision.

Acknowledgements

- We are very grateful to
 - many colleagues in the EIC experimental community for their immense effort in working on all aspects of the project over many years.
 - Néstor Armesto, Andrea Barontini, Thomas Cridge, Stefano Forte, Lucian Harland-Lang, Anna M. Staśto and Robert S. Thorne for their very valuable discussions about the theory uncertainties.
 - Valerio Bertone and Francesco Giuli for their help with the APFEL program.
 - Christopher Schwan for his help with the PineAPPL tool.

THANK YOU!



Backup



Fit settings for $\alpha_s(M_Z^2)$ fit

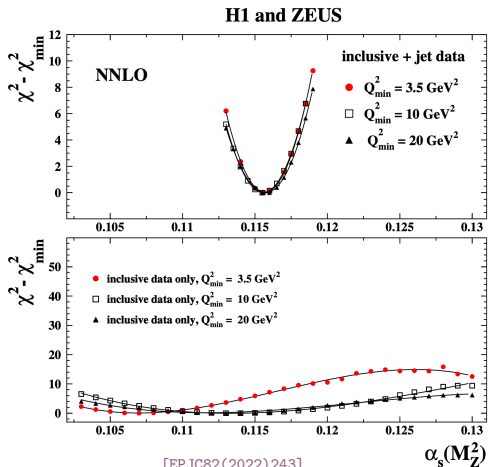
- Based on the QCD fit → the HERAPDF theoretical framework, PDF parameterisations and model parameter choices.
- Used HERAPDF20_NNLO_ALPHAS_116 LHAPDF set.
- The **xFitter** framework is used.
- The PDF parameterisation (following the HERAPDF2.0 approach):

$$\begin{aligned}xg(x) &= A_g x^{B_g} (1-x)^{C_g} - A'_g x^{B'_g} (1-x)^{25}; \\xu_v(x) &= A_{u_v} x^{B_{u_v}} (1-x)^{C_{u_v}} (1 + E_{u_v} x^2); \\xd_v(x) &= A_{d_v} x^{B_{d_v}} (1-x)^{C_{d_v}}; \\x\bar{U}(x) &= A_{\bar{U}} x^{B_{\bar{U}}} (1-x)^{C_{\bar{U}}} (1 + D_{\bar{U}} x); \\x\bar{D}(x) &= A_{\bar{D}} x^{B_{\bar{D}}} (1-x)^{C_{\bar{D}}}.\end{aligned}$$

- PDFs are parameterised at a starting scale for QCD evolution of $\mu_{f0} = 1.9 \text{ GeV}^2$.
- Strangeness fraction: $f_s = x\bar{s}/(x\bar{d} + x\bar{s}) = 0.4$
- The theory settings and their variations:

- Central scales: $\mu_r^2 = \mu_f^2 = Q^2$ for the inclusive DIS data, $\mu_r^2 = \mu_f^2 = Q^2 + p_T^2$ for inclusive jet data and $\mu_r^2 = \mu_f^2 = Q^2 + \langle p_T \rangle^2$ for dijets.
- Scale variations: μ_r, μ_f scales are varied up and down by a factor of 2.

Taking α_s as an additional free parameter

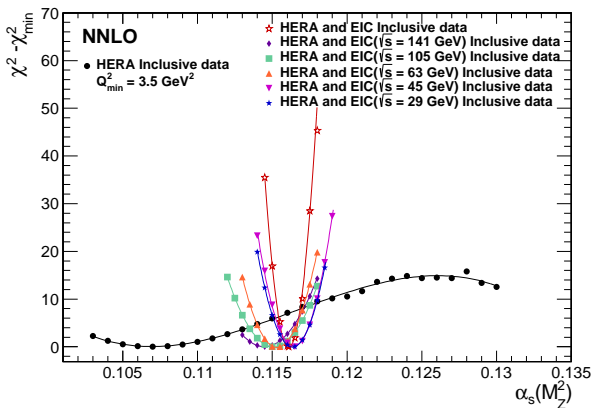


- When using HERA data only
 - HERAPDF2.0 shows only limited sensitivity when fitting inclusive data only.
 - Including jet data allows simultaneous α_s extractions to competitive precision without significant impact on PDFs.
- What happens when fitting HERA+EIC data together?

- Dominant sources at HERA were
 - Electron energy scale (intermediate y)
 - Photoproduction background (high y)
 - Hadronic energy scale / noise (low y)
- EIC will improve in all areas (e.g. dedicated particle ID detectors suppress π/e contamination to below 10^{-6} level at low momenta)
- Assumed systematic precision conservative compared with Yellow report:
 - 1.9% point-to-point uncorrelated (growing to 2.75% at low y)
 - 3.4% normalisation (uncorrelated between different \sqrt{s})

QCD fits with HERA and EIC inclusive data only

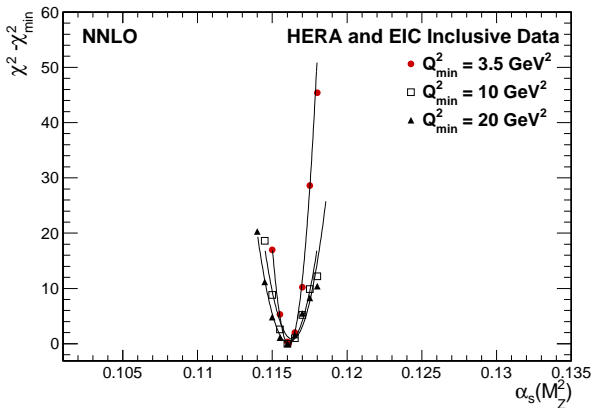
- A simultaneous NNLO fit is performed to extract the PDFs and $\alpha_s(M_Z^2)$ from HERA and EIC inclusive data.



$\Delta\chi^2 = \chi^2 - \chi_{min}^2$ vs. $\alpha_s(M_Z^2)$ for the NNLO fits to HERA data on inclusive ep scattering only (black), and also with the addition of simulated EIC inclusive data for all five \sqrt{s} values together (red) or for only one \sqrt{s} value.

Sensitivity to minimum Q^2 cut

- The analysis is repeated with the Q_{min}^2 cut increased from 3.5 GeV^2 to 10 GeV^2 or 20 GeV^2 .
- The distinct minima still observed, with only a small dependence on Q_{min}^2 (below 0.1%).



$$\Delta\chi^2 = \chi^2 - \chi_{min}^2 \text{ vs. } \alpha_s(M_Z^2)$$