

CERN Accelerator School
Santa Susanna (ES)

Particle - Colliders

past-present-future

Hermann Schmickler (ex-CERN)

Copyright statement and speaker's release for video publishing

The author consents to the photographic, audio and video recording of this lecture at the CERN Accelerator School. The term “lecture” includes any material incorporated therein including but not limited to text, images and references.

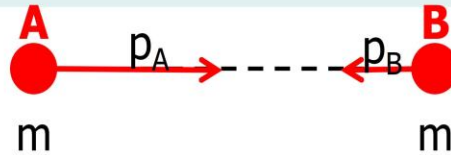
The author hereby grants CERN a royalty-free license to use his image and name as well as the recordings mentioned above, in order to post them on the CAS website.

The material is used for the sole purpose of illustration for teaching or scientific research. The author hereby confirms that to his best knowledge the content of the lecture does not infringe the copyright, intellectual property or privacy rights of any third party. The author has cited and credited any third-party contribution in accordance with applicable professional standards and legislation in matters of attribution.

Outline

- Why colliding beams?
- Past high energy frontier colliders
- A glimpse at physics experiments
- Collider figures of merits:
c.m.s. energy and luminosity
 - Details on luminosity
 - Detector Occupancy in hadron collisions
- Possible future colliders:
circular, linear, pp, e^+e^- , $\mu^+\mu^-$

Fixed-target vs head-on beam collisions



- Relativistic invariant $(\Sigma m)^2 c^4 = (\Sigma E)^2 - (\Sigma p)^2 c^2$
- In the laboratory frame $4m^2 c^4 = (E_A + E_B)^2 - (\vec{p}_A + \vec{p}_B)^2 c^2$
- Let E^* be the total energy available in the collision
- In the center-of-mass frame $\vec{p}^* = \vec{p}_A^* + \vec{p}_B^* \equiv 0$
 $4m^2 c^4 = E^{*2}$

$$E^{*2} = (E_A + E_B)^2 - (\vec{p}_A + \vec{p}_B)^2 c^2$$

 - Fixed-target $p_B = 0 ; E_B = mc^2$
 $E^{*2} = E_A^2 - p_A^2 c^2 + m^2 c^4 + 2E_A mc^2$
 $E^{*2} = 2m^2 c^4 + 2E_A mc^2 \approx 2E_A mc^2$

$$E^* \approx \sqrt{2E_A mc^2}$$

$$E^* = E_A + E_B$$
- Head-on collision

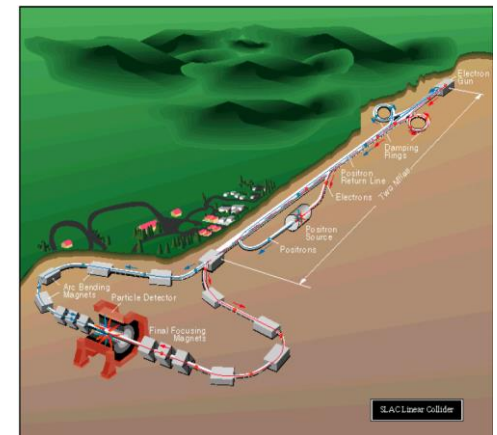
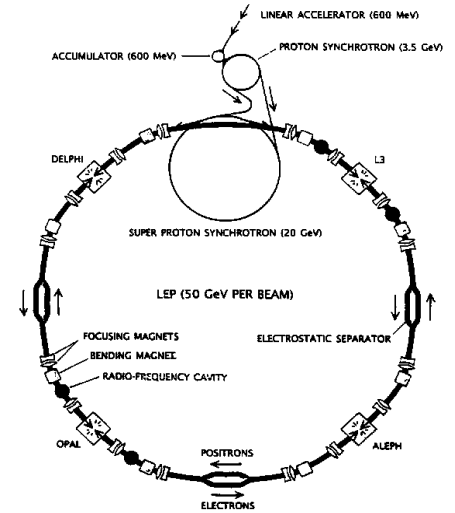
Past/Existing Highest Energy Frontier Colliders

e^+e^- colliders:

- **LEP** (Large Electron Positron Colliders)
 - Z_0 factory at 90GeV electron-positron cms energy
 - W^+W^- factory at 160GeV
 - Maximum 209 GeV cms energy for higgs search (bad luck: $e^+e^- \rightarrow Z^0H$ needs about 250 GeV)
 - Closed in the year 2000
- **SLC** (Stanford Linear Collider)
 - Z_0 factory at 90GeV electron-positron cms energy
 - Single linac for e^+ and e^- , two return arcs for collision
 - Closed in summer 1998

pp collider

- **LHC** (Large Hadron Collider):
 - Proton-proton with 13TeV
 - Ion-ion operation



H.Schmickler, CAS Intro 2024

Considered Future High Energy Frontier Colliders

Circular colliders:

- **FCC** (CERN) (Future Circular Collider)
 - FCC-hh: 100TeV proton-proton cms energy, ion operation possible
 - FCC-e⁺e⁻: Potential intermediate step 90-350 GeV lepton collider
 - FCC-he: Lepton-hadron option
- **CEPC / SppC** (China)
(Circular Electron-positron Collider/Super Proton-proton Collider)
 - CepC : e⁺e⁻ 240GeV cms
 - SppC : pp 70TeV cms

Linear colliders

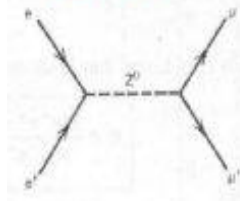
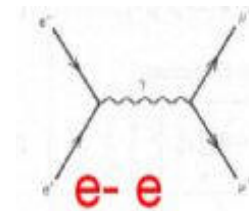
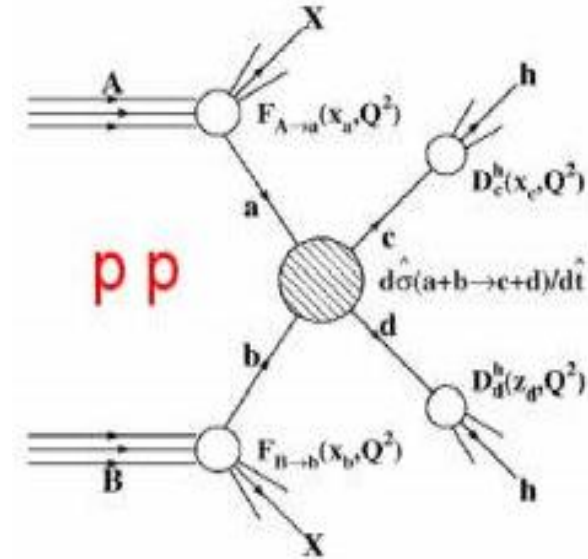
- **ILC** (International Linear Collider): e⁺e⁻, 500 GeV cms energy, Japan considers hosting project
- **CLIC** (Compact Linear Collider): e⁺e⁻, 380GeV-3TeV cms energy, CERN hosts collaboration

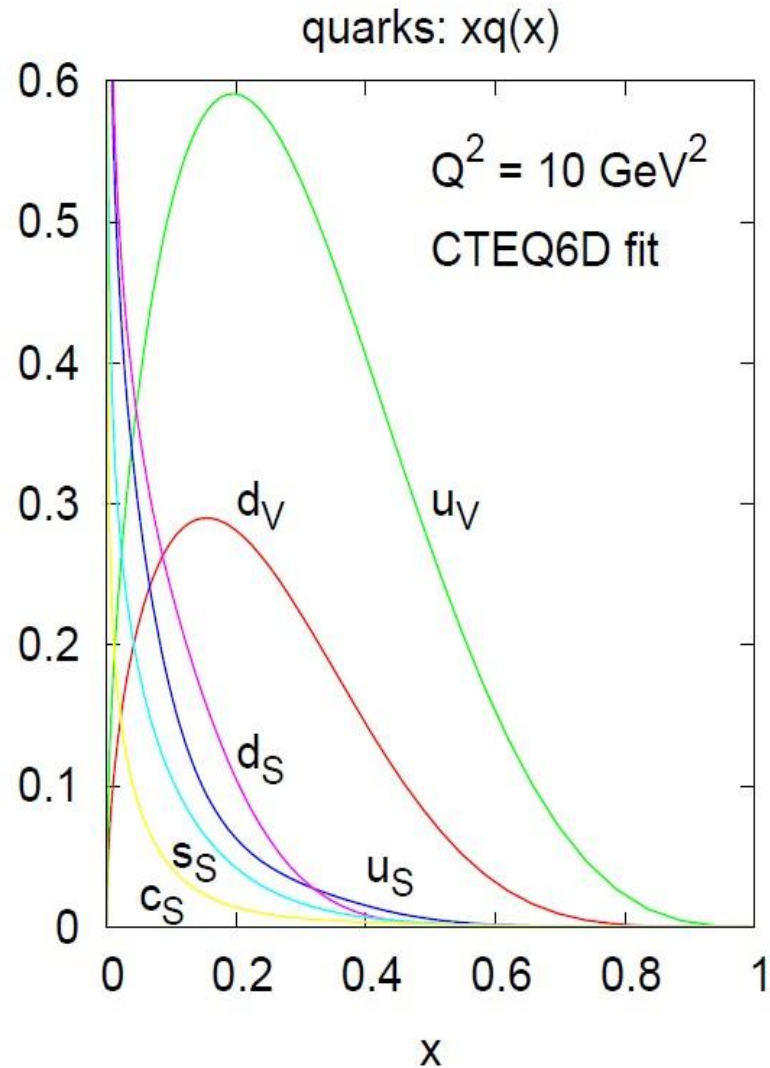
Others

- Muon collider (has gained again interest, also studied at CERN)
- Plasma wakefield acceleration (PWA) as linear collider...not yet ready
- lepton – hadron colliders (LHeC, e-RHIC)

Possible future colliders: Some physics arguments

- Hadron collisions: collision of compound particles
 - Mix of quarks, anti-quarks and gluons: variety of processes
 - Parton energy spread
 - QCD processes large background sources
total cross section increases with $\log s$;
“interesting cross sections” decrease with s
 - Hadron collisions \Rightarrow large discovery range
- e^+e^- collisions: collision of elementary particles
 - Collision process known
 - Well defined energy (except TeV range)
 - Other physics background very limited
 - All cross sections decrease with c.m.s. energy
- Lepton-hadron is also possible (last HERA e - p @DESY)
 - small physics potential
- Muons same arguments as for Electrons, but
 - no synchrotron radiation
 - short lifetime of muons
 - difficult to get high luminosity (cooling of produced muon beams)





These & other methods → whole set of quarks & antiquarks

NB: also strange and charm quarks

- ▶ valence quarks ($u_V = u - \bar{u}$) are **hard**

$$x \rightarrow 1 : xq_V(x) \sim (1-x)^3$$

quark counting rules

$$x \rightarrow 0 : xq_V(x) \sim x^{0.5}$$

Regge theory

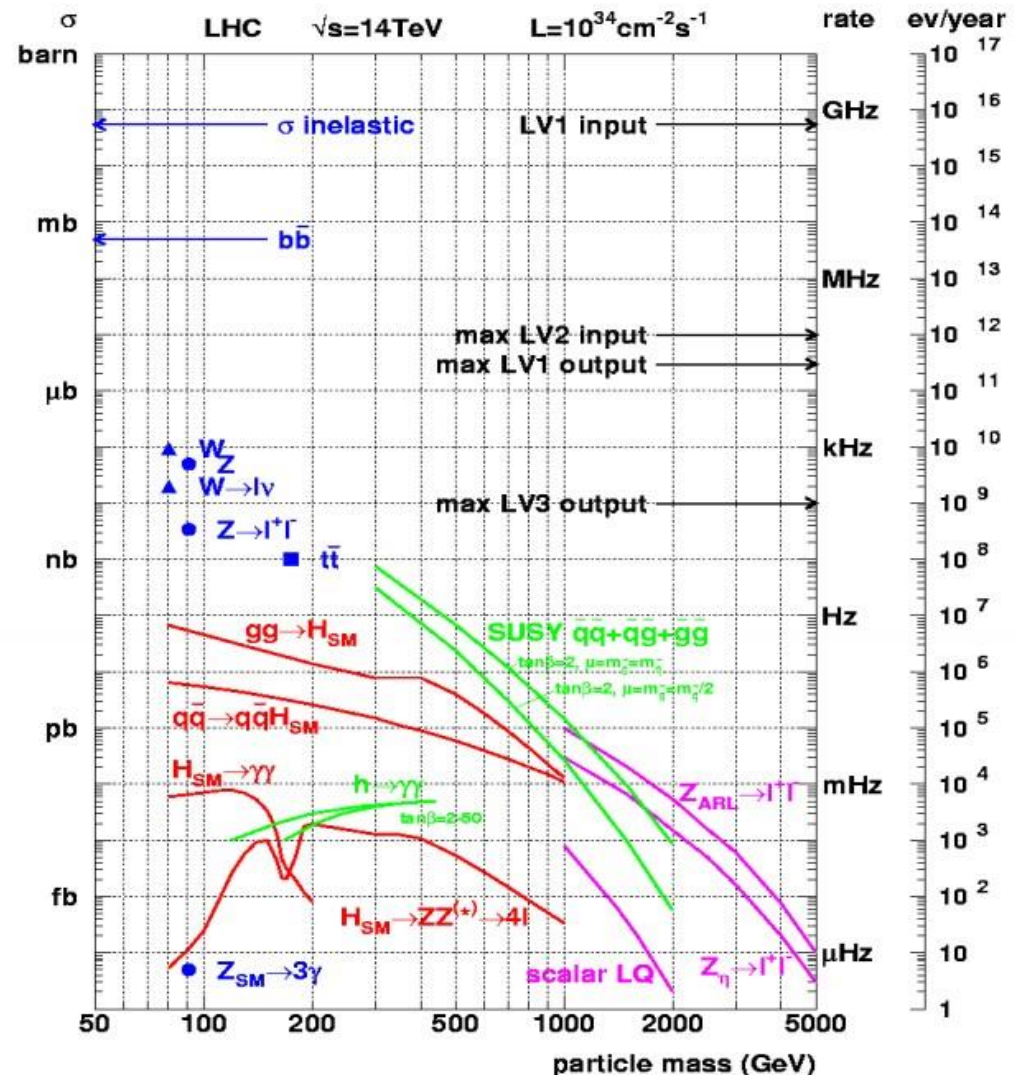
- ▶ sea quarks ($u_S = 2\bar{u}, \dots$) fairly **soft** (low-momentum)

$$x \rightarrow 1 : xq_S(x) \sim (1-x)^7$$

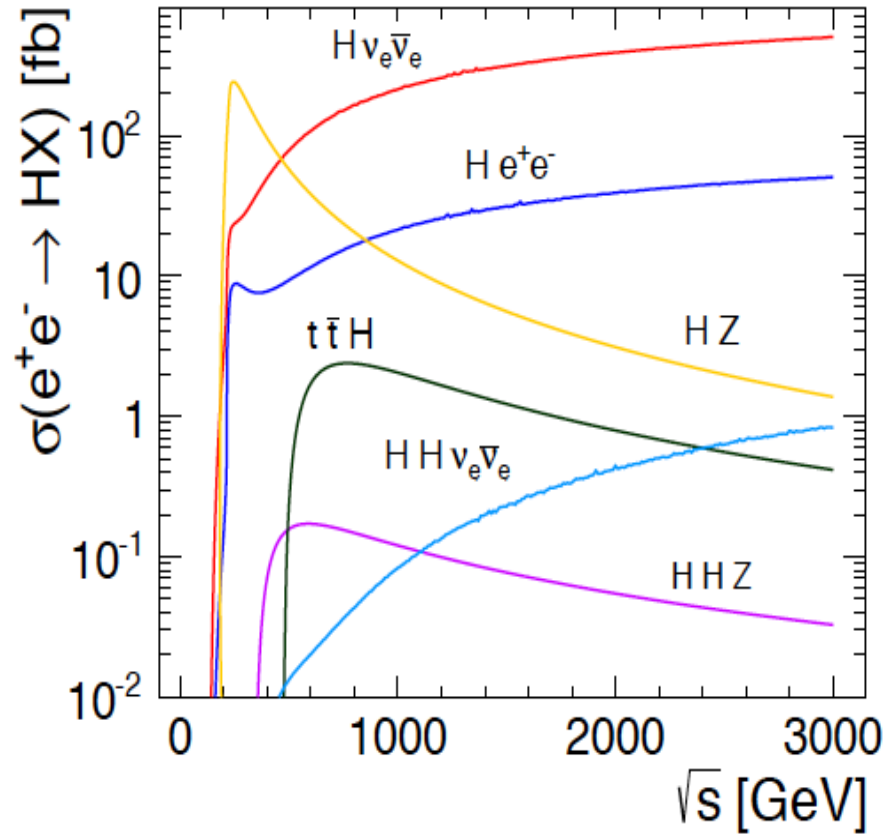
$$x \rightarrow 0 : xq_S(x) \sim x^{-0.2}$$

The LHC: signals much smaller than “bkg”

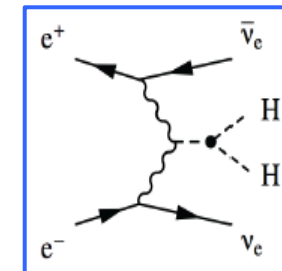
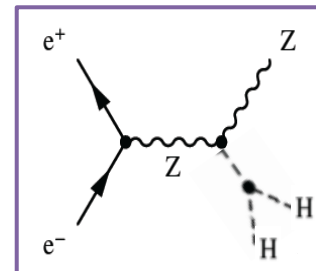
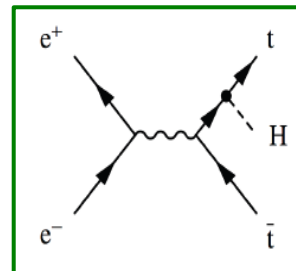
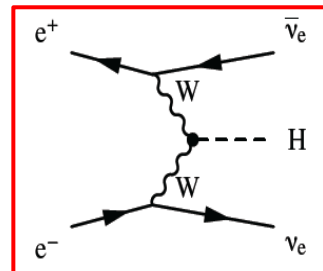
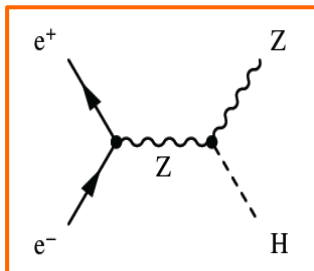
- General event properties
- Heavy flavor physics
- Standard Model physics
 - ◆ QCD jets
 - ◆ EWK physics
 - ◆ Top quark
- Higgs physics
- Searches for SUSY
- Searches for ‘exotica’



Higgs Physics in e+e- Collisions



- **Precision Higgs measurements**
- Model-independent
 - Higgs couplings
 - Higgs mass
- Large energy span of linear colliders allows to collect a maximum of information:
 - ILC: 500 GeV (1 TeV)
 - CLIC: ~350 GeV – 3 TeV

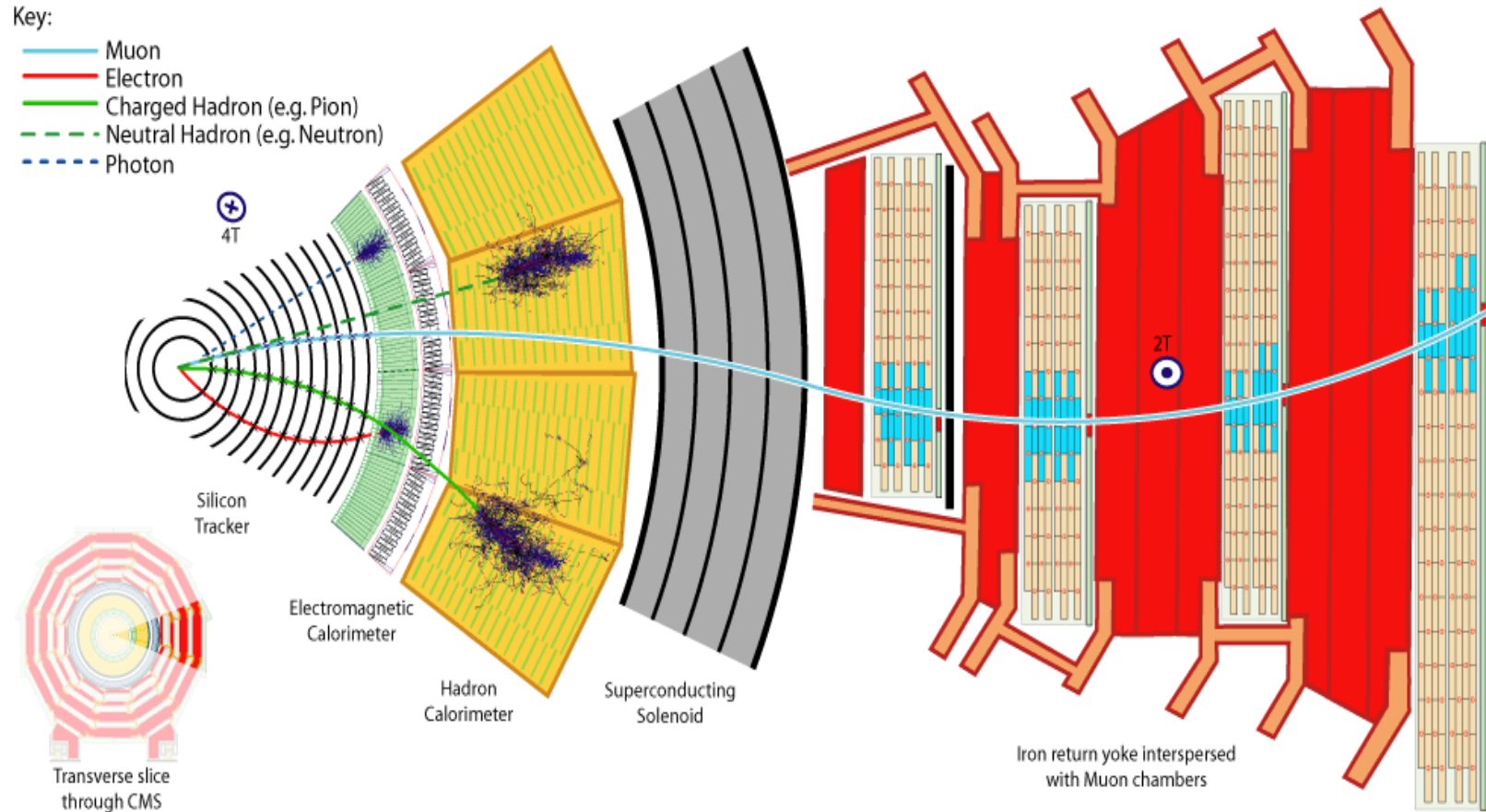



What do physicists do with their data? ...short outline in a nutshell

- The primary interaction is not visible.
- Physicists measure **identity and energy/momentum of secondary particles**, which emerge from the primary interaction
- Physicists make **model assumptions** about the primary interaction and compare observables like the angular distribution of the produced secondary particles with the model. If it fits in all aspects, they declare the model the “truth”.
(historic example: Rutherford scattering)
- **Quantitative measurements** like the mass of a new particle are possible, if all secondary particles are measured and the invariant mass is computed.
- It is very useful to know the **total energy of the original collision**, which is only the case for collisions of elementary particles (leptons)
- Most of the processes have “background” signals with similar signature.
Very careful simulations of this background must accompany every measurement.
- Nowadays particle detectors are industrial installations with 1000’s of collaborating scientists and engineers. They have enormous dimensions.

Particle identification: a CMS slice


or “what the experiments do with the collisions”



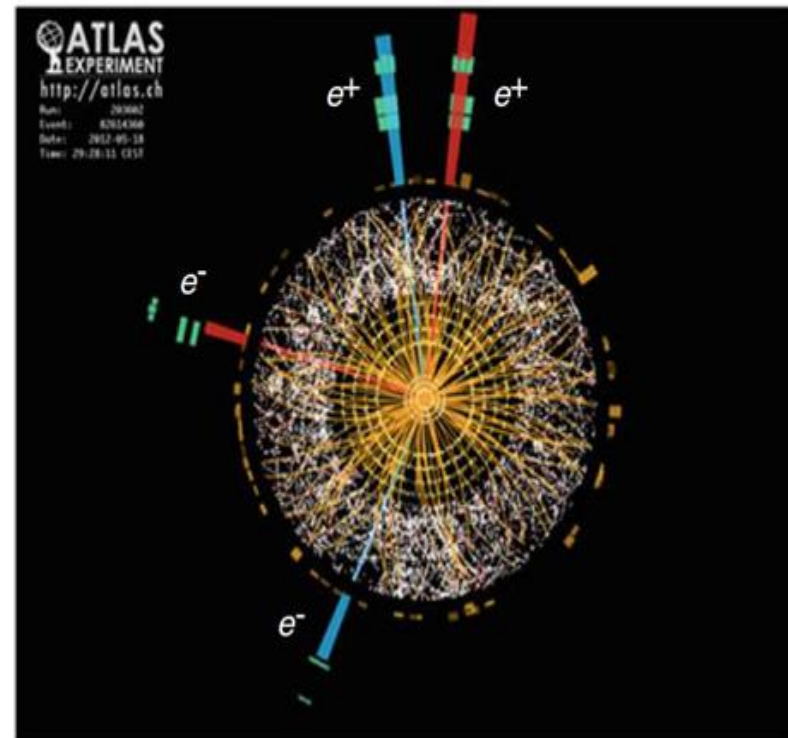
Discovery of the 125 GeV Higgs boson (2012)

The decays of the Higgs boson, observed in the CMS and ATLAS detectors

$$H \rightarrow \gamma\gamma$$



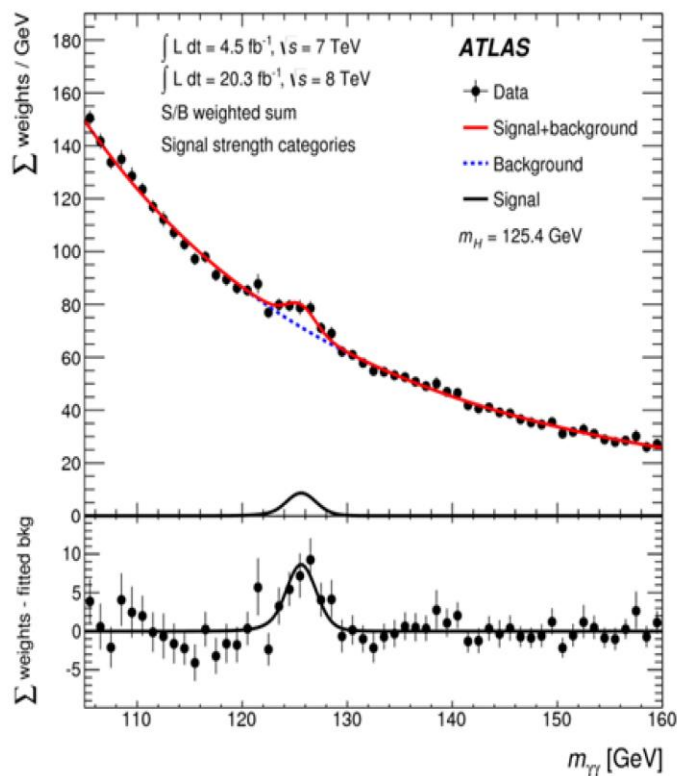
$$H \rightarrow ZZ \rightarrow 4l$$



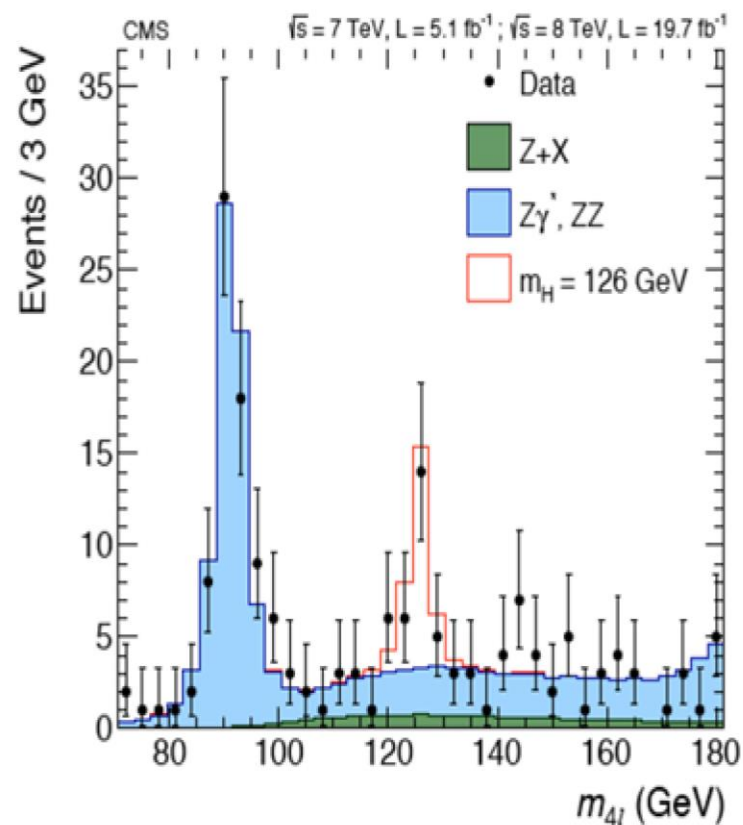
Discovery of the 125 GeV Higgs boson (2012)

The decays of the Higgs boson, observed in the CMS and ATLAS detectors

$$H \rightarrow \gamma\gamma$$




$$H \rightarrow ZZ \rightarrow 4l$$



Collider figures of merit:

1. **c.m.s. energy:** higher energy means particles with higher masses can be produced
2. **Luminosity:** A number characterizing a collider to produce a certain number of events of a given process in a given time→



- **First: The cross section of a physics process:**

cross-section σ_{ev} expresses the likelihood of the process to be produced by particle interaction

- σ_{ev} can be understood as an “area”, which the beam has to hit.
- Unit for cross-section: [m²]
- in nuclear- and high energy physics smaller units: 1 barn (1 b = 10⁻²⁴ cm²)

definition: Luminosity (L)

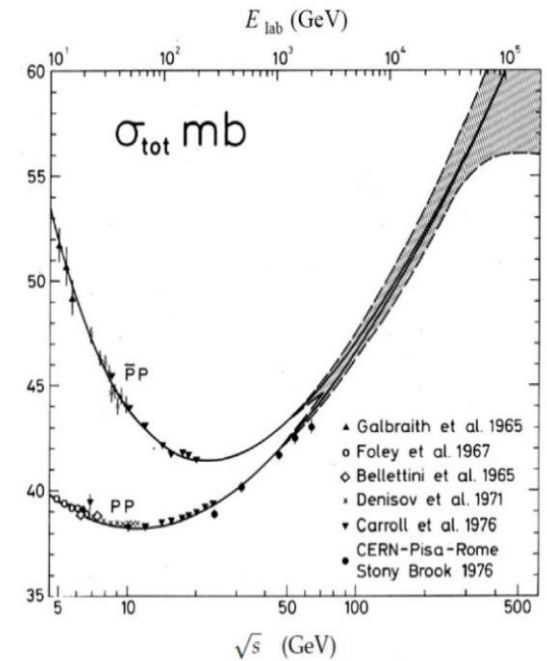
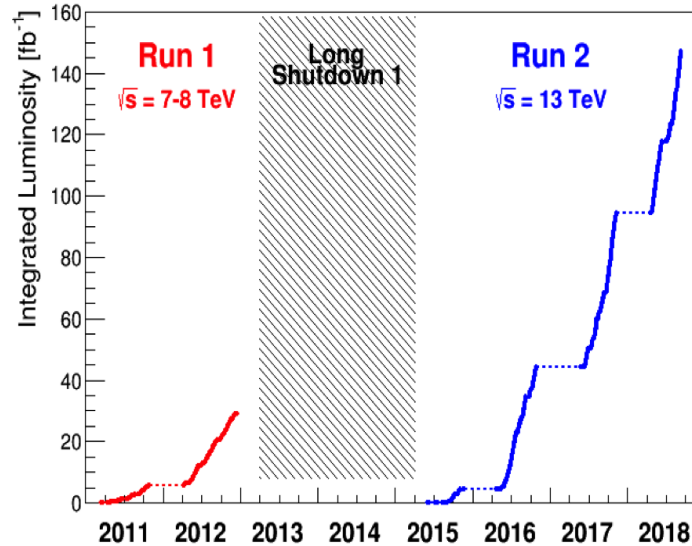
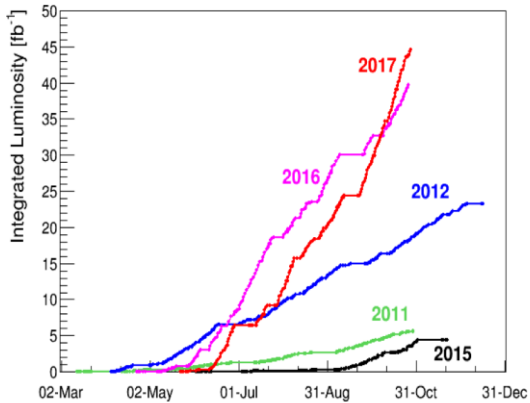
$$R = \frac{dN_{ev}}{dt} = L(t)S_{ev}$$

$$N_{ev} = S_{ev} \int L(t) dt$$

- luminosity L relates cross-section σ and event rate $R = dN_{ev}/dt$ at time t:
 - quantifies performance of collider
 - relativistic invariant and independent of physical reaction
- accelerator operation aims at maximizing the total number of events N_{ev} for the experiments
 - σ_{ev} is fixed by Nature for every event type
 - aim at maximizing $\int L(t) dt$

- Luminosity unit : [$m^{-2} s^{-1}$]
- The **integrated luminosity** $\int L dt$ is frequently expressed as the inverse of a cross section
 $pb^{-1} = 10^{36} cm^{-2}$ or $fb^{-1} = 10^{39} cm^{-2}$

Example: LHC



Total integrated luminosity LHC Run 2: 150 fb^{-1}

Total cross section pp collisions: 100 mb

→ $N_{\text{collisions}} = 150 * 10^{12} \text{ mb}^{-1} * 100 \text{ mb} = 15 * 10^{15} \text{ events !!!}$

→ On average a bit less than 100 charged tracks per event!

→ Only a small fraction gets recorded...still Pbytes of data

→ Total cross section for Higgs production: About 60 pb → About $9 * 10^6$ Higgs produced

→ Higgs cross-section for Diphoton-decay: About 60 fb → 9000 events to analyse

Three main present study lines for future colliders

- Big LEP/LHC-type collider rings
 - FCC-ee (or/and CepC in China)
 - Later a proton collider in the same tunnel
have produced CDRs, working on TDR
- Linear colliders
 - CLIC and ILC
have produced CDRs, presently using developed technologies for other projects
- Muon colliders
(Production chain and acceleration/decay ring)
long standing study, very difficult technologies needed, has gained new momentum in the last years

e+ e- Ring Collider Energy Limitation

Advantage: Beam is used many times for collisions

Lepton beam energy is low on a big radius

-> magnets are not a problem

But synchrotron radiation is:

$$\Delta E \propto \left(\frac{E}{m}\right)^4 \frac{1}{R}$$

At LEP2 lost 2.75GeV/turn for E=105GeV

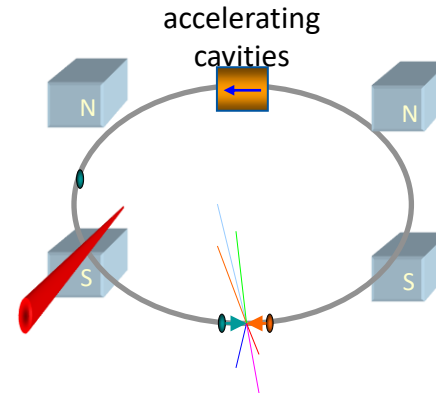
Pay for installed voltage (ΔE) and size (R),
so scale as:

$$R \propto E^2$$

$$\Rightarrow \Delta E \propto E^4 / E^2$$

$$\Rightarrow \Delta E \propto E^2$$

$$\Rightarrow \Delta E \propto R$$



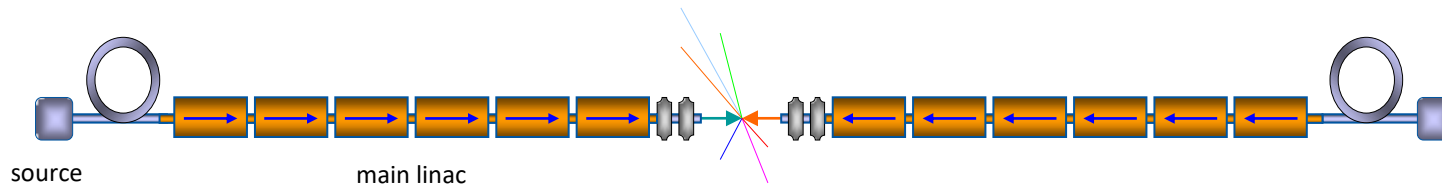
$$C_R = a_R E^2 + b_R$$

-> use heavier particles, e.g. muons

-> or linear collider

(-> or try to push a bit harder on cost)

Linear Collider Energy Limitation

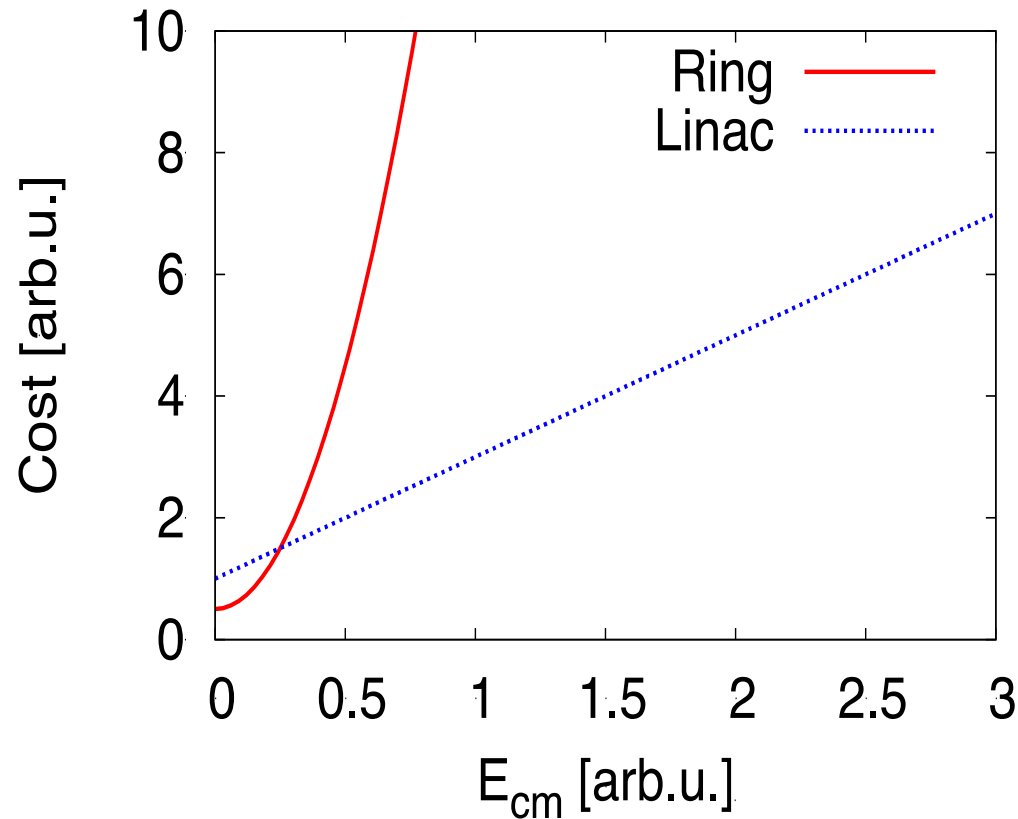


Hardly any synchrotron radiation

Beam can only be used only once $C_L = a_L E + b_L$
-> strong beam-beam effects

Acceleration gradient is an important issue

Simplified Cost Scaling Comparison



Linac:

$$C_L = a_L E + b_L$$

Ring:

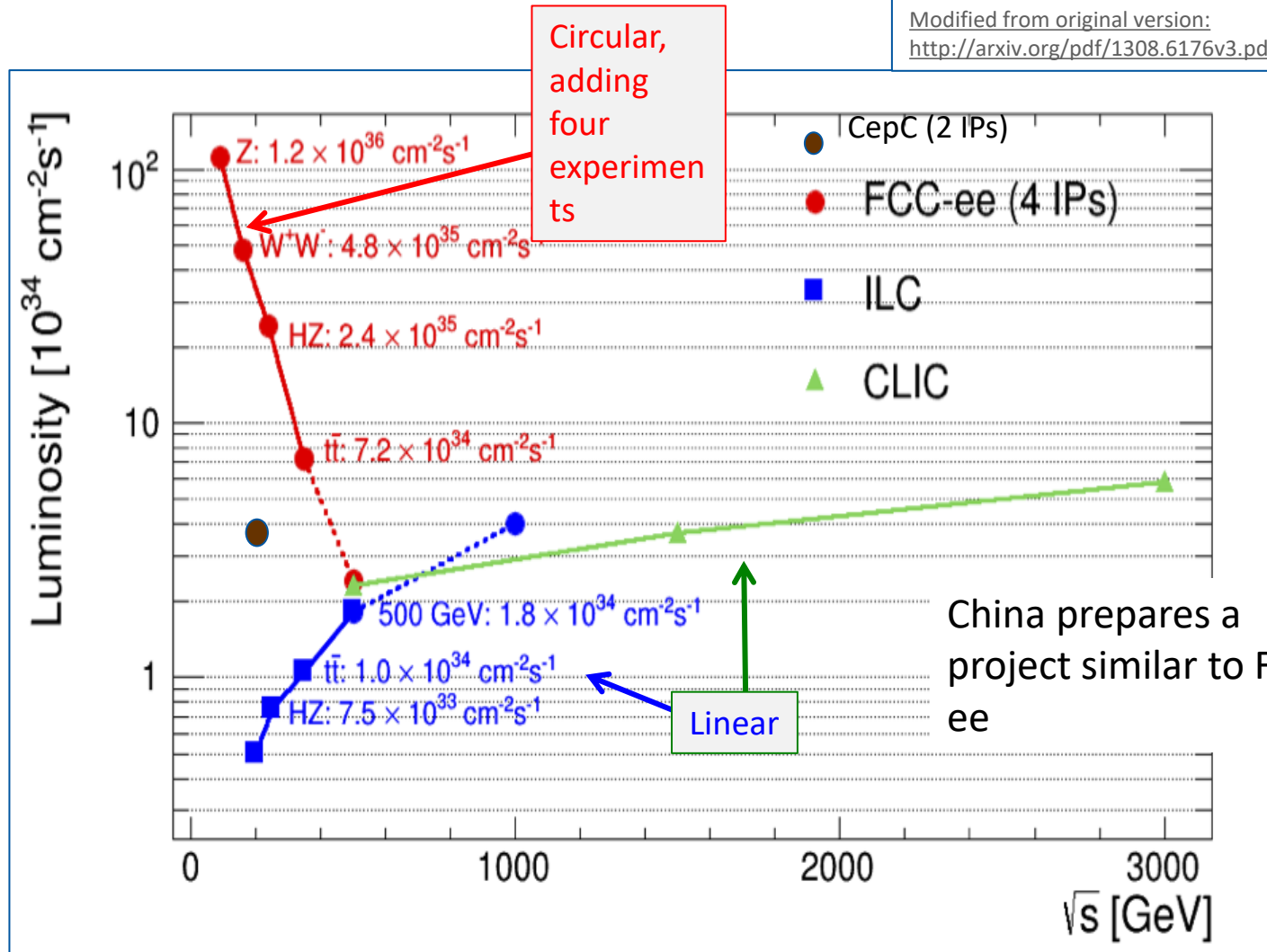
$$C_R = a_R E^2 + b_R$$

There will always be an energy range where linear colliders are more cost effective

Circular vs. Linear Colliders

F. Gianotti

Modified from original version:
<http://arxiv.org/pdf/1308.6176v3.pdf>

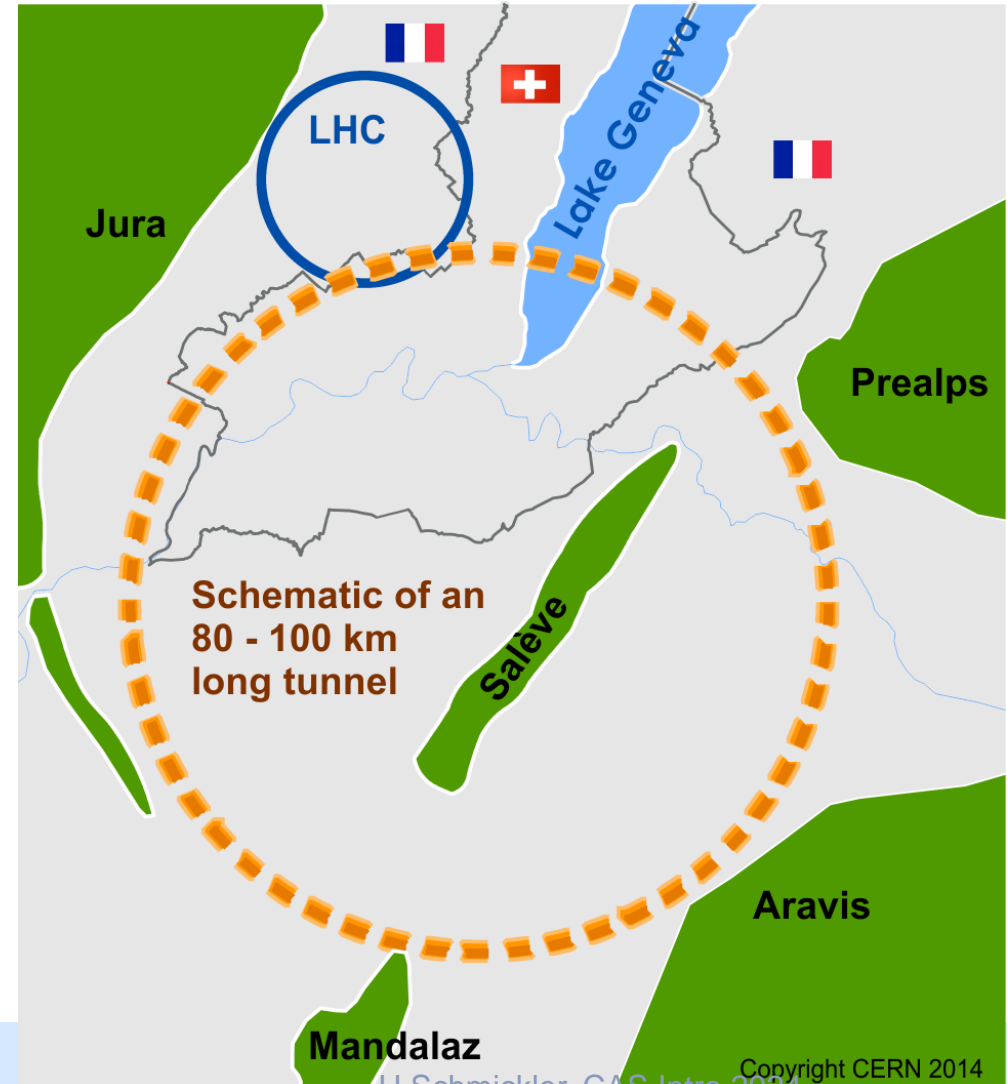


Future Circular Collider Study (FCC)

International FCC collaboration
(CERN as host lab) to study:

- **pp -collider (*FCC-hh*)**
→ main emphasis, defining infrastructure requirements
- **80-100 km tunnel infrastructure** in Geneva area, site specific
- **e^+e^- collider (*FCC-ee*)**, as potential first step
- **$p-e$ (*FCC-he*) option**, integration one IP, FCC-hh & ERL
- **HE-LHC** with *FCC-hh* technology

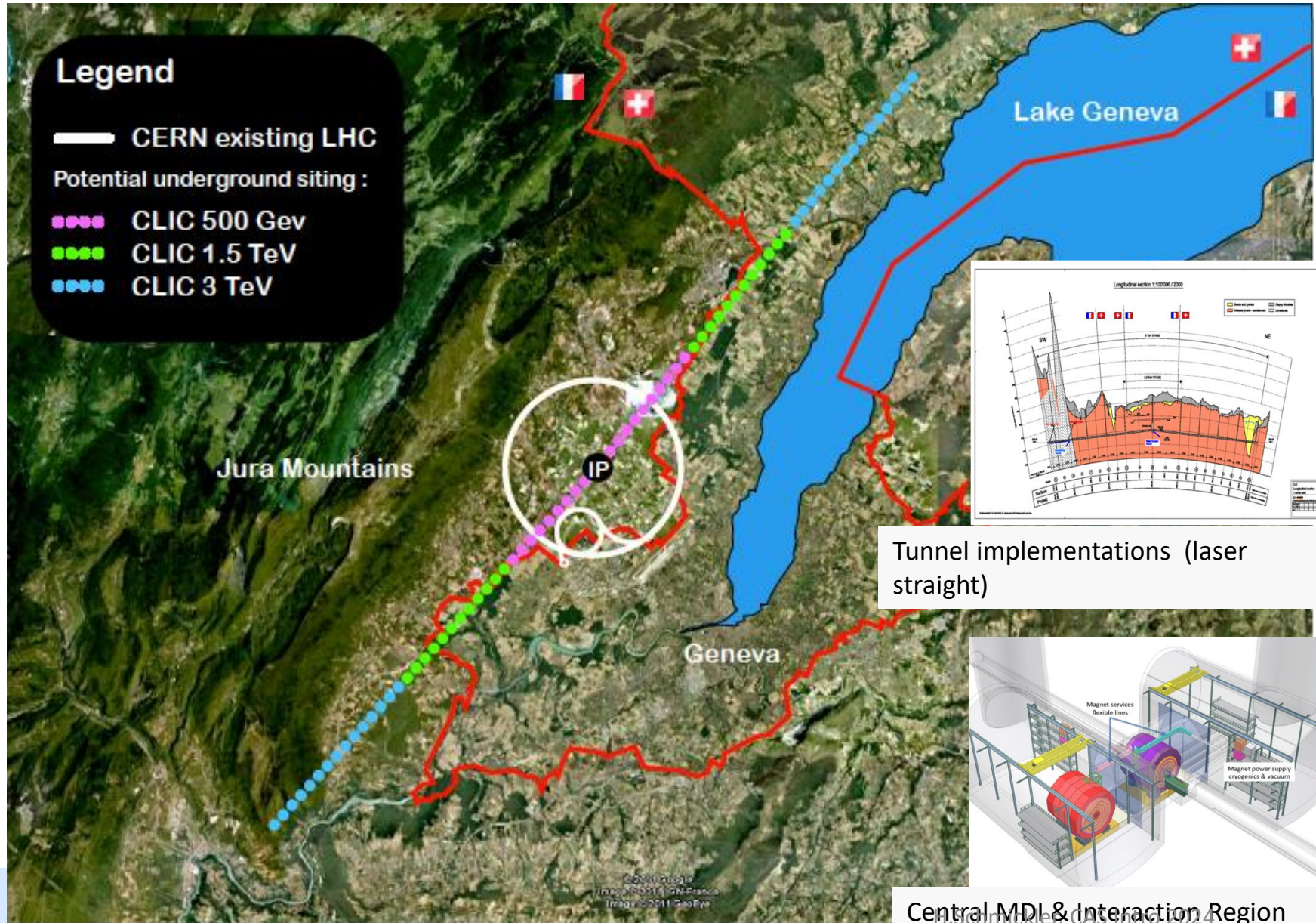
$\sim 16 T \Rightarrow 100 \text{ TeV } pp \text{ in } 100 \text{ km}$



CepC/SppC study



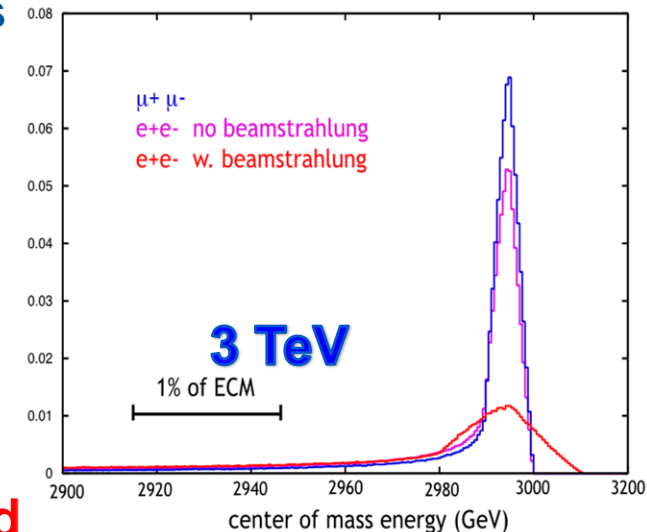
CLIC near CERN



Muon beams specific properties

Muons are leptons like electrons & positrons
but with a mass ($105.7 \text{ MeV}/c^2$) 207 times larger

- **Negligible synchrotron radiation emission ($\propto m^{-2}$)**
 - **Multi-pass collisions (1000 turns) in collider ring**
 - High luminosity with reasonable beam power and wall plug power consumption
 - **relaxed beam emittances & sizes, alignment & stability**
 - Multi-detectors supporting broad physics communities
 - Large time ($15 \mu\text{s}$) between bunch crossings
 - **No beam-strahlung at collision:**
 - narrow luminosity spectrum
 - **Multi-pass acceleration in rings or RLA:**
 - Compact acceleration system and collider
 - Cost effective construction & operation
 - **No cooling by synchrotron radiation in standard damping rings**
 - **Requires development of novel cooling method**



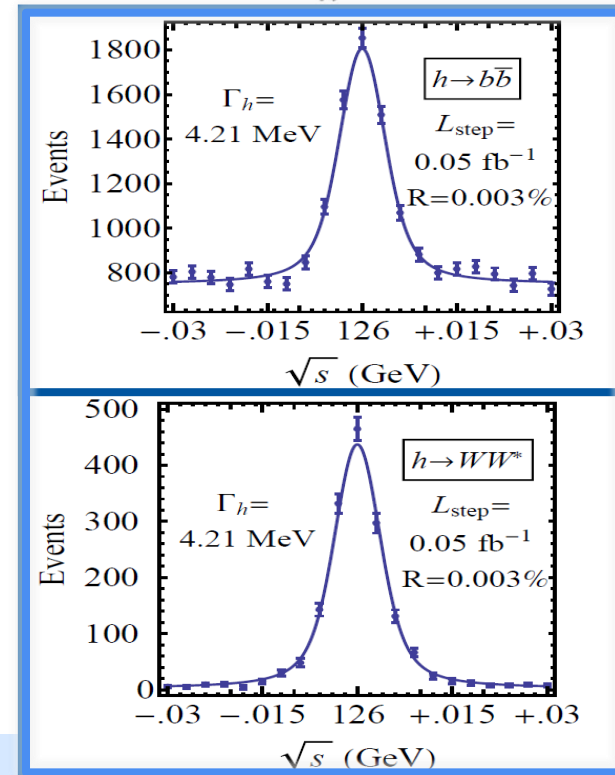
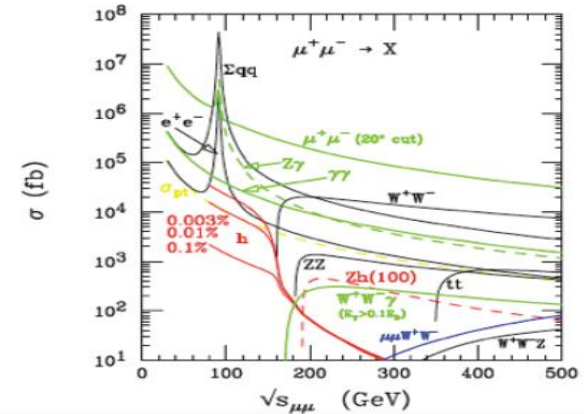
The “beauty” of Muons

Strong coupling to Higgs mechanism through the s channel

- Cross section enhanced by $(m_\mu/m_e)^2 = 4 \cdot 10^4$ with sharp peak at 126 GeV resonance
- Muon-based Higgs factory with unique properties
 - 10^3 less luminosity required than with e^+/e^-
 - at half colliding beam energy (63 GeV/beam)
 - Enabling direct Higgs mass and width measurements by energy scan with high resolution thanks to narrow luminosity spectrum
- Requires colliding beams with extremely small momentum spread ($4 \cdot 10^{-5}$) and high stability



→ The Muon based
Higgs Factory concept



Muons: Issues & Challenges

- **Limited lifetime: 2.2 μs (at rest)**

- **Race against death: generation, acceleration & collision before decay**



- **Muons decay in accelerator and detector**

- Shielding of detector and facility irradiation
- Collider and Physics feasibility with large background environment?

Not by beamstrahlung as with e+/e- but by muon decay (e, ν)

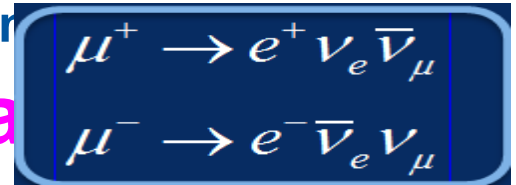
Reduced background at high energy due to increased muon lifetime



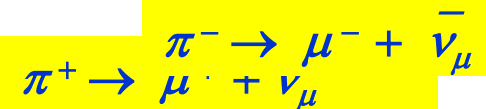
- **Decays in neutrinos:**

- Ideal source of well defined electron & muon neutrinos in equal quantities whereas Superbeams by pion decay only provide muon

The neutrino factory concept



Generated as tertiary particles in large



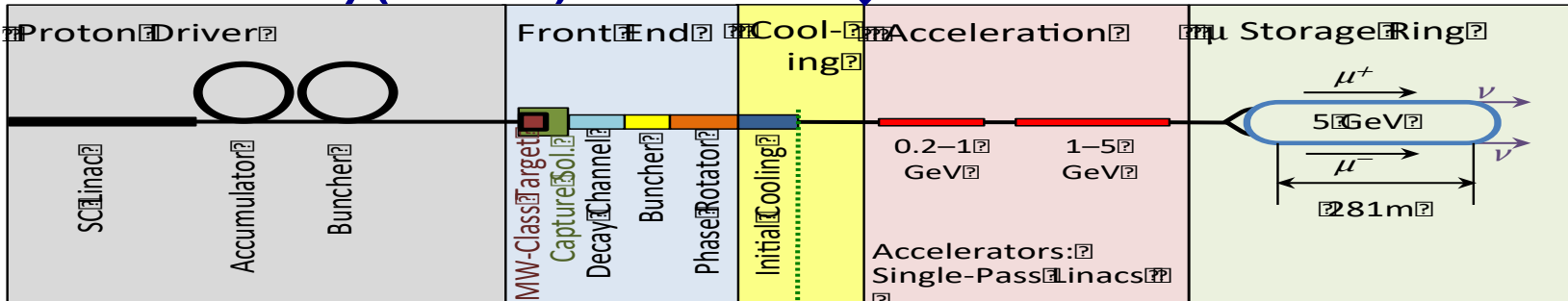
- **powerful MW(s) proton driver and pion decay**
- **novel (fast) cooling and acceleration methods**

Muon Accelerator Program (MAP)

Muon based facilities and synergies

Mark Palmer

Neutrino Factory (NuMAX)

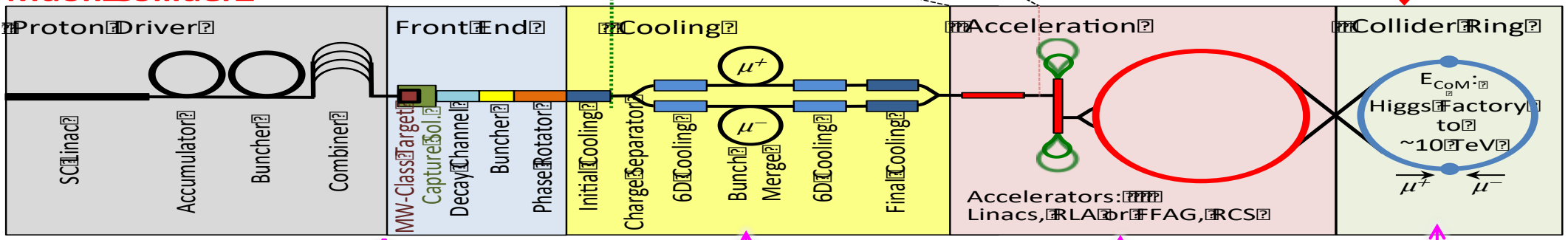


n Factory Goal:
 10^{21} m^+ & m^- per year
 within the accelerator acceptance

m-Collider Goals:
 126 GeV \Rightarrow
 $\sim 14,000$ Higgs/yr
 Multi-TeV \Rightarrow
 Lumi $> 10^{34}$ cm $^{-2}$ s $^{-1}$

Share same complex

Muon Collider



Key Challenges

$\sim 10^{13}$ - 10^{14} μ / sec
 Tertiary particle
 $\rho \rightarrow \pi \rightarrow \mu$

Fast cooling
 $(\tau=2\mu s)$
 by 10^6 (6D)

Fast acceleration
 mitigating μ decay

Background
 by μ decay

Key R&D

MW proton driver
 MW class target
 NCRF in magnetic field

Ionization cooling
 High field solenoids (30T)
 High Temp Superconductor

Cost eff. low RF SC
 Fast pulsed magnet
 (1kHz)

Detector/machine
 interface



Future Colliders: The main technology challenges

- FCC – hh
 - SC dipole magnets with **16T or 20T field strength**
 - machine protection and beam collimation
- FCC - e⁺e⁻
 - design limited to 100 MW synchrotron radiation power
 - @350 GeV cms energy > **10GV energy loss/turn**
 - huge RF plants based on SC-RF
- CLIC
 - **100 MV/m** gradient for acceleration
 - **Uses drive-beam of 100 A! (electrons) to power main linac**
 - vertical **beam size at IP = 1nm** for high luminosity (10^{34})
 - very high demand on alignment of RF (wakefields) and on quadrupoles ← very small vertical emittance
- Muon collider
 - **6D cooling in short time**
 - **fight against short lifetime of muons → rapid cycling magnets**
 - superconducting magnets in collider ring for high collision rate (small circumference)
 - full beam gets “lost” inside the SC magnets → shielding

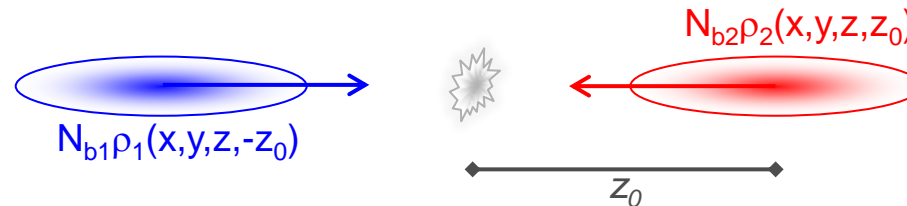
If time permits: Details on luminosity

- derivation from machine parameters
- reduction factors
 - transverse offset
 - crossing angles
 - hourglass effectfor electrons in addition
 - beam disruption
 - beam strahlung
- Need for luminosity control in high energy pp collisions

L from machine parameters -1-

- intuitively: more L if there are more protons and they more tightly packed

$$L \propto N_{b1} N_{b2} W_{x,y}$$



$$L \propto N_{b1} N_{b2} K \int_{x,y,z,z_0} r_1(x, y, z, -z_0) r_2(x, y, z, z_0) dx dy dz dz_0$$

- K = kinematic factor (CAS lecture, “Kinematics of Particle Beams I - Relativity”)
- N_{b1} , N_{b2} : bunch population
- $\rho_{1,2}$: density distribution of the particles (normalized to 1)
- x, y : transverse coordinates
- z : longitudinal coordinate
- z_0 : “time variable”, $z_0 = c t$
- $\Omega_{x,y}$: overlap integral

L from machine parameters -2-

- for a circular machine can reuse the beams f times per second (storage ring)
- for n_b colliding bunch pairs per beam
- for uncorrelated densities in all planes:

$$r(x, y, z, t) = r_x(x) r_y(y) r_z(z - vt)$$

$$L = 2fn_b N_{b1} N_{b2} \int_{x,y,z,z_0} r_{1x}(x) r_{1y}(y) r_{1z}(z - z_0) r_{2x}(x) r_{2y}(y) r_{2z}(z + z_0) dx dy dz dz_0$$

- for Gaussian bunches:

$$r_u(u) = \frac{1}{S_u \sqrt{2\rho}} \exp\left[-\frac{(u - u_0)^2}{2S_u^2}\right]; \quad u = x, y \quad \int_{-\infty}^{+\infty} e^{-at^2} dt = \sqrt{\frac{\rho}{a}}$$

- for equal beams in x or y: $\sigma_{1x} = \sigma_{2x}$, $\sigma_{1y} = \sigma_{2y}$

- can derive a closed expression:

$$L = \frac{n_b N_{b1} N_{b2} f}{4\rho S_x S_y}$$

- f : revolution frequency
- n_b : number of colliding bunch pairs at that Interaction Point (IP)
- N_{b1} , N_{b2} : bunch population
- $\sigma_{x,y}$: transverse beam size at the collision point

LHC
$n_b = 2808$
$N_{b1}, N_{b2} = 1.15 \cdot 10^{11}$ ppb
$f = 11.25$ kHz
$\sigma_x, \sigma_y = 16.6$ μm
$L = 1.2 \cdot 10^{34}$ $\text{cm}^{-2}\text{s}^{-1}$

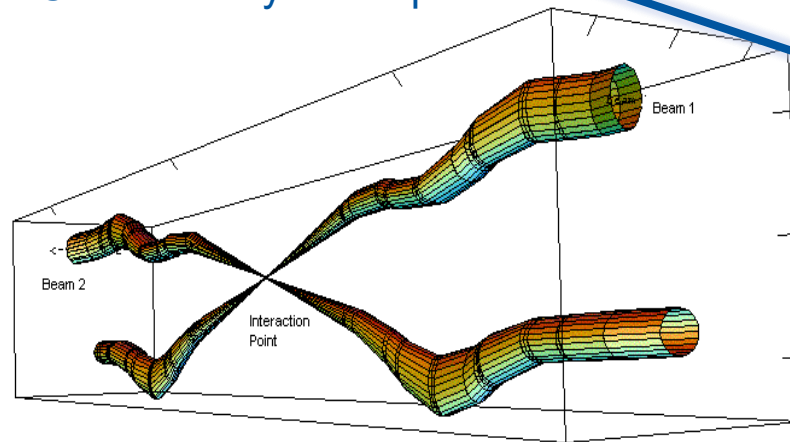
need for small β^*

- expand physical beam size $\sigma_{x,y}$:
 - * means “at the IP”

$$S_x^* = S_y^* = \sqrt{\frac{b^* e}{g_r}} \rightarrow$$

$$L = \frac{n_b N_{b1} N_{b2} f g_r}{4 \rho b^* e}$$

- try and conserve low ε from injectors
 - In addition explicit dependence on energy ($1/\gamma_r$)
- intensity N_b pays more than ε and β^*
- design low β^* insertions
 - limits by triplet aperture, protection by collimators
 - in LHC nominal cycle: “squeeze”



J. Jowett

Relative beam sizes around IP1 (Atlas) in collision

LHC

$\beta^* = 18 \rightarrow 0.55 \text{ m}$

$\varepsilon = 3.75 \mu\text{m}$

$\gamma_r = 7463$

$\sigma_{x,y} = 16.6 \mu\text{m}$

Luminosity reduction factors (F_i)

$$L = L_{\text{ideal}} * F_1 * F_2 * F_3 \dots$$

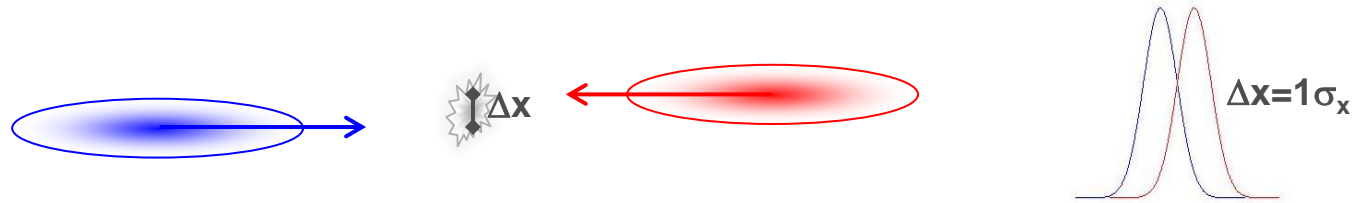
transverse offsets

crossing angles and crab cavities

hourglass effect

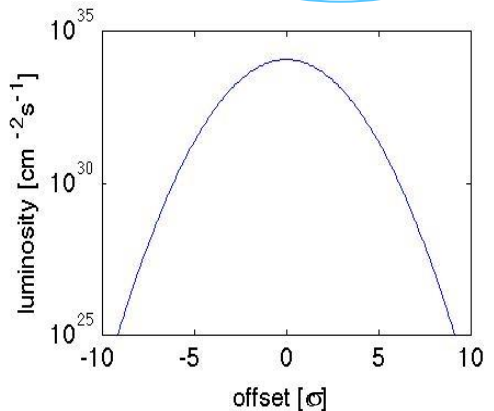
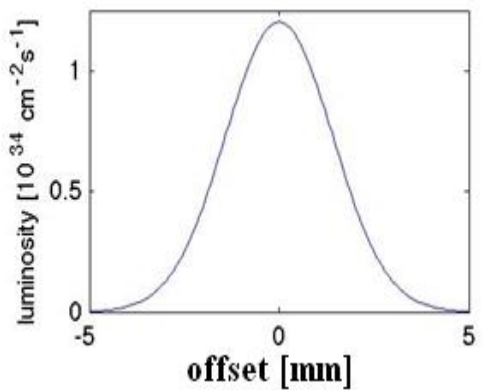
transverse offsets -1-

- in case the beams do not overlap in the transverse plane (e.g. in x)



- more generally

$$L = \frac{n_b N_{b1} N_{b2} f}{4 \rho s_x s_y} \exp \left\{ -\frac{Dx^2}{4s_x^2} - \frac{Dy^2}{4s_y^2} \right\} F$$



Δx	F
0	1
1 σ	0.779
2 σ	0.368
3 σ	0.105
4 σ	0.018
5 σ	0.002

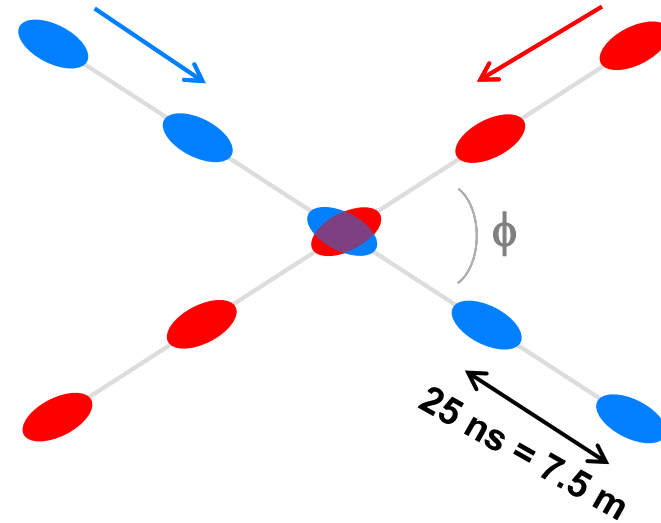
For experts: transverse offsets -2-

- more general expression including different beam sizes:
 - $\sigma_{1x} \neq \sigma_{2x}, \sigma_{1y} \neq \sigma_{2y}$

$$L = \frac{n_b N_{b1} N_{b2} f}{2\rho \sqrt{(S_{x,1}^2 + S_{x,2}^2)(S_{y,1}^2 + S_{y,2}^2)}} \exp \left\{ -\frac{(Dx)^2}{2(S_{x,1}^2 + S_{x,2}^2)} - \frac{(Dy)^2}{2(S_{y,1}^2 + S_{y,2}^2)} \right\}$$

crossing angles

- to avoid parasitic collisions when there are many bunches
 - otherwise collisions elsewhere than in interaction point only
 - e.g.: CMS experiment is 21 m long, common vacuum pipe is 120 m long
- luminosity is reduced as the particles no longer traverse the entire length of the counter-rotating bunch



$$L = \frac{n_b N_{b1} N_{b2} f}{4\rho S_x S_y} \frac{1}{\sqrt{1 + \left(\frac{S_z}{S_x} \tan \frac{f}{2}\right)^2}} F$$

$\frac{S_z}{S_x} \tan \frac{f}{2}$ is called the Piwinski angle

valid for small ϕ and $\sigma_z \gg \sigma_x, \sigma_y$

LHC
$\phi = 285 \mu\text{rad}$
$\sigma_z = 7.5 \text{ cm}$
$F = 0.84$

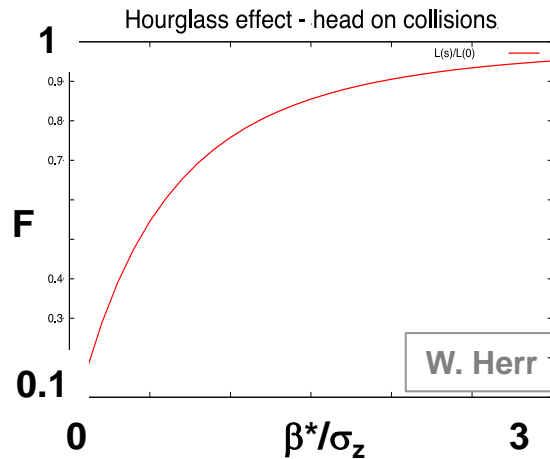
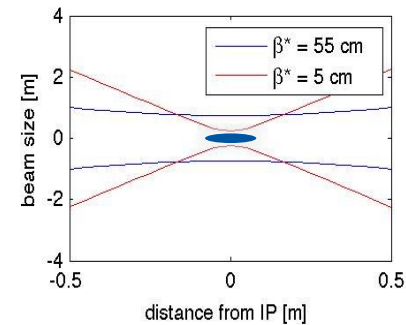
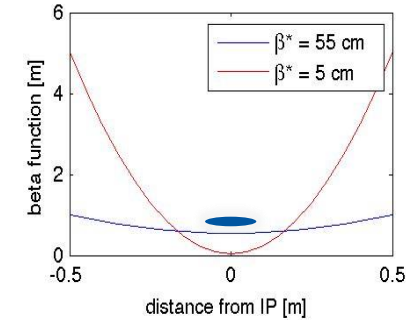
hourglass effect



- β depends on longitudinal position z
 - see *W.Hillert, "Transverse Beam Dynamics"*
- then beam size $\sigma_{x,y}$ depends on z
 - if $\beta^* \gg \sigma_z$, effect is negligible
 - if $\beta^* \sim \sigma_z$, bunch samples bigger β than β^*

$$b(z) \approx b^* \left(1 + \left(\frac{z}{b^*} \right)^2 \right)$$

$$S_{x,y}(z) \approx S_{x,y}^* \sqrt{1 + \left(\frac{z}{b_{x,y}^*} \right)^2}$$



- L reduction is non-negligible for long bunches and small β

LHC	HL-LHC
$\beta^*/\sigma_z > 7$	$\beta^*/\sigma_z \sim 2$
$F \sim 1$	$F \sim 0.90$

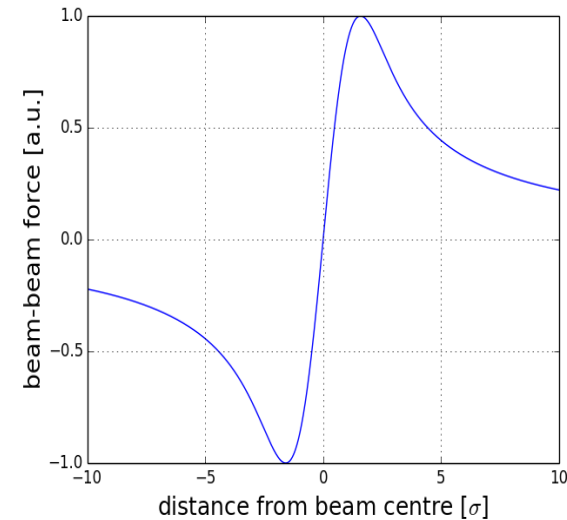
beam-beam force

$$F(r) \propto \frac{N_b}{S} \frac{1}{r} \left[1 - e^{-\frac{r^2}{2S^2}} \right]$$

- important for high brilliance beams
 - i.e. high luminosity ...
- gives an amplitude dependent tune shift
 - for small amplitude, linear tune shift
- the slope of the force at zero amplitude is called the *beam-beam parameter*

$$F \propto -\chi r \quad \text{with} \quad \chi = \frac{b^*}{4\rho} \frac{\partial(Dr')}{\partial r} = \frac{N_b r_0 b^*}{4\rho g_r S^2}$$

- indicates the strength of the beam-beam force
 - but does not describe changes to the optical functions, non-linear part...



LHC

$$\sigma_{x,y} = 16.6 \mu\text{m}$$

$$\beta^* = 0.55 \text{ m}$$

$$N = 1.15 \times 10^{11} \text{ ppb}$$

$$\xi = 0.0037$$

linear colliders:

additional reduction/enhancement factors for the luminosity

disruption, pinch effect

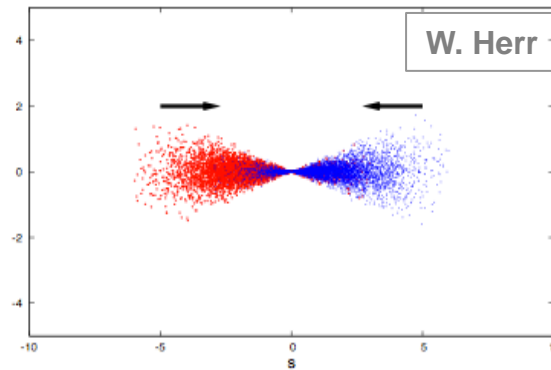
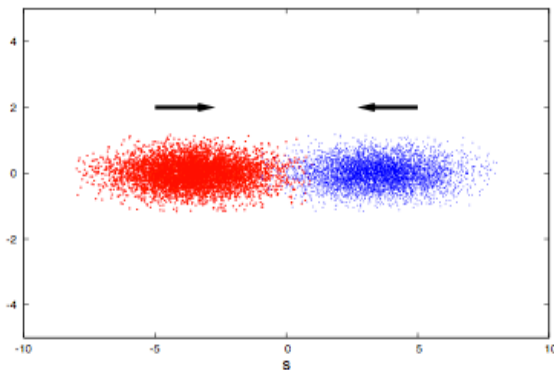
beamstrahlung

disruption effects

- strong field by one beam bends the opposing particle trajectories

- quantified by disruption parameter
$$D_{x,y} = \frac{2r_e N_b S_z}{g_r S_{x,y} (S_x + S_y)} \quad D_{x,y} \text{ normally } > 1$$

- nominal beam size is reduced by the disruptive field (*pinch effect*)
 - additional focusing for the opposing beam



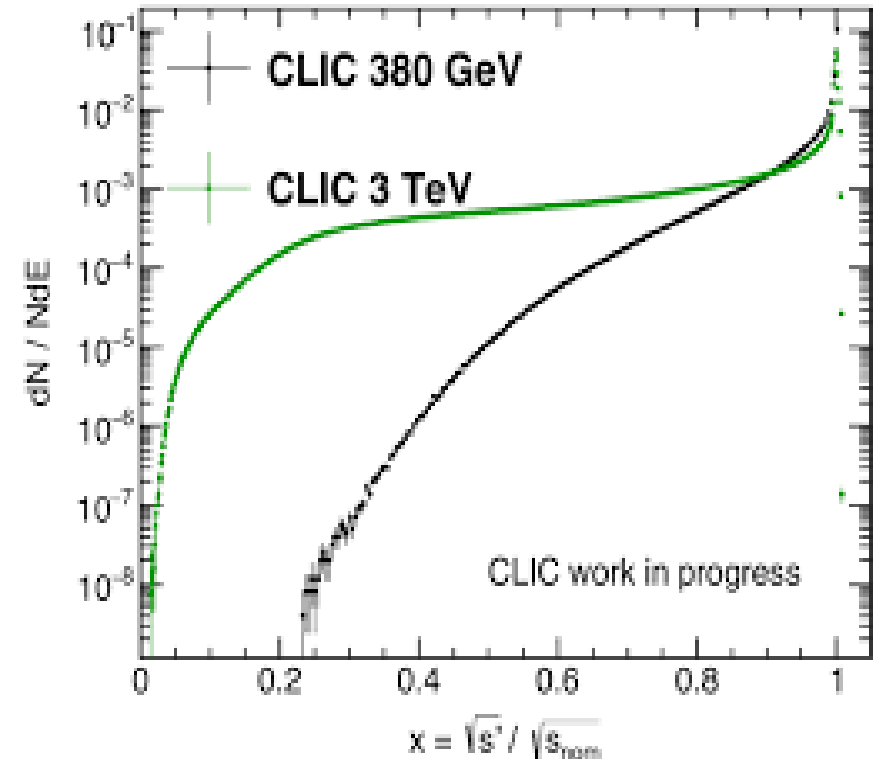
- r_e : electron classical radius
- N_b : bunch population
- $\sigma_{x,y,z}$: beam size at the collision point
- γ_r : relativistic factor

beamstrahlung

- disruption at the interaction point is a strong bending:
- results in synchrotron radiation (*beamstrahlung*)
 - causes spread of centre-of-mass energy
 - high energy photons increase detector background
- quantified by beamstrahlung parameter Y

$$Y = g_r \frac{\langle E + B \rangle}{B_C} \gg \frac{5}{6} \frac{r_e^2 g_r N_b}{a s_z (s_x + s_y)}$$

- with $B_C \circ \frac{m^2 c^3}{e \hbar} \gg 4.4 \times 10^{13} \text{ Gauss}$



Summary

- Interesting time ahead of us in high energy physics
 - LHC still “useful” until about the years 2035-2040
 - LHC will get a luminosity upgrade around the year 2027 (5-10 times integrated luminosity/year)
- HE-LHC (LHC tunnel filled with FCC pp magnets) is also an actively discussed option
- CERN presently tries to rewrite LEP-LHC history by scheduling FCC e^+e^- before FCC-pp
- Cost of new projects big issue in crisis times
- In parallel research for alternatives: PWA, linear colliders, μ -collider

- All options require a lot of resources and collaboration across the whole world → maybe your future?

Backup Slides


Not too much Luminosity please (in pp)...

- LHC pp experiments will need luminosity control
 - if too high can cause high voltage trips then impact efficiency
 - might have event size or bandwidth limitations in read-out
 - too many simultaneous event cause loss of resolution
- ...experiments also care about:
 - time structure of the interactions: *pile up* μ
 - average number of inelastic interactions per bunch crossing

$$\langle R \rangle = \left\langle \frac{dN_{ev}}{dt} \right\rangle = mf$$


	design	2010	2011	2012	2015	2016	HL-LHC
μ	21	4	17	37	17	41	140

- **f = bunch repetition frequency**
- spatial distribution of the interactions: *pile-up density*
 - e.g. HL-LHC: accept max pile up density of 1.3 events/mm
- quality of the interactions (e.g. background)
- size of luminous region
 - e.g. need constant length (input to MonteCarlo simulations)



E
CMS Experiment at LHC, CERN
Data recorded: Mon May 28 01:16:20 2012 CEST
Run/Event: 195098 / 35438125
Lumi section: 65
Orbit/Crossing: 16992111 / 2295

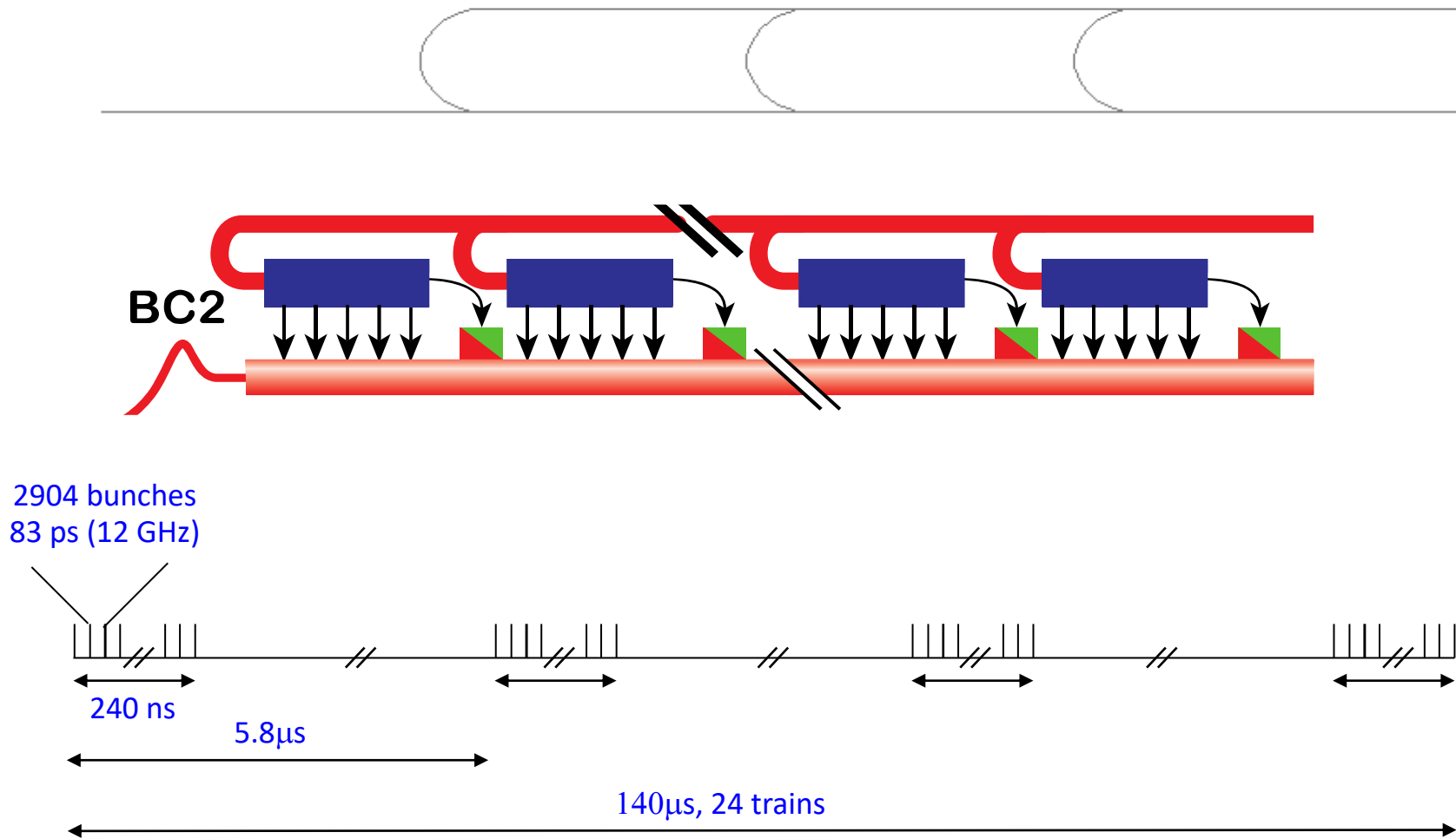
pile-up



Luminosity levelling

- some experiments **need to limit the pile-up**
 - thus luminosity per bunch pair
 - e.g. $\mu < 2.1$ at LHCb in 2012
- stay **as long as possible at the maximum value** that experiment can manage
 - which is lower than what the machine could provide
- maintain the luminosity constant over a period of time (i.e. the fill)
- possible techniques
(making use of the mentioned reduction factors)
 - by transversely offsetting the beams at the IP
 - by changing β^*
 - by decreasing the crossing angle
 - by bunch length variations




Drive beam time structure



Bunch charge: 8.4 nC, Current in train: 100 A

Power extraction structure PETS

- must **extract** efficiently **>100 MW power** from high current drive beam
- passive microwave device in which bunches of the drive beam interact with the impedance of the periodically loaded waveguide and generate RF power
- periodically corrugated structure with low impedance (big a/λ)
- ON/OFF mechanism



The power produced by the bunched (w_0) beam in a constant impedance structure:

Design input parameters PETS design

$$P = I^2 L^2 F_b^2 W_0 \frac{\hat{R} / Q}{4v_g}$$





P - RF power, determined by the accelerating structure needs and the module layout.
 I - Drive beam current
 L - Active length of the PETS
 F_b - single bunch form factor (≈ 1)

12 GHz PETS assembly

8 bars, as received from VDL



PETS octants assembly



I. Syrathev

Past/present circular colliders

Machine	Years in operation	Beam type	Beam energy [GeV]	Luminosity [$\text{cm}^{-2} \text{s}^{-1}$]
ISR	1971-'84	p p	31	$>2 \times 10^{31}$
LEP I	1989-'95	e+ e-	45	3×10^{30}
LEP II	1995-2000	e+ e-	90-104	10^{32}
KEKB	1999-2010	e+ e-	8 x 3.5	2×10^{34}
SppS	1981-'84	p anti-p	315 (400)	6×10^{30}
TEVATRON	1983-2011	p anti-p	980	2×10^{32}
LHC	2008-?	p p (Pb)	7000	10^{34}
HL-LHC	~2026-2037	p p (Pb)	7000	5×10^{34}
FCC-hh	2040+	p p (Pb)	50000	$2-3 \times 10^{35}$
FCC-ee	2040+	e+ e-	45-175	$\sim 10^{36}$