

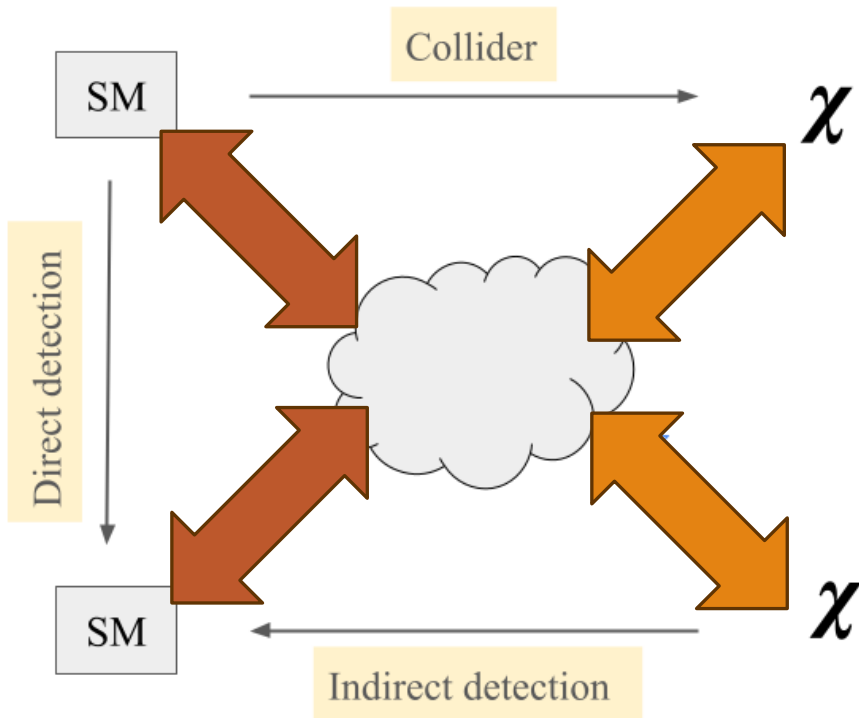


AMBER ANTIPROTON PRODUCTION MEASUREMENTS: A CONTRIBUTION TO DARK MATTER SEARCH



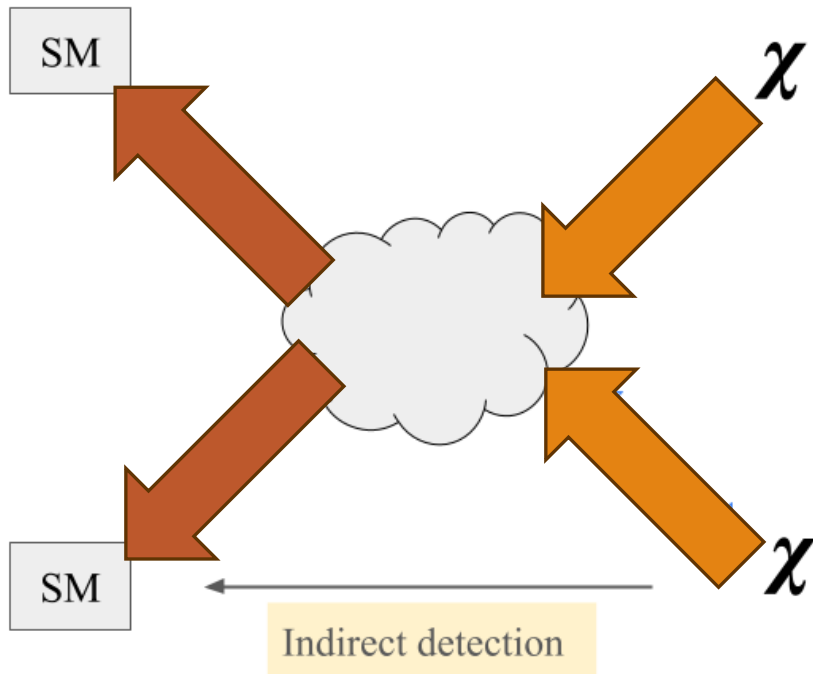
Dark Matter detection

3 COMPLEMENTARY ways to probe the particle nature of Dark Matter



Dark Matter detection - indirect

$$\chi\chi \leftrightarrow ll, qq, \dots$$



Decays into SM particles: we can detect them!
The questions are: Where, What and How?

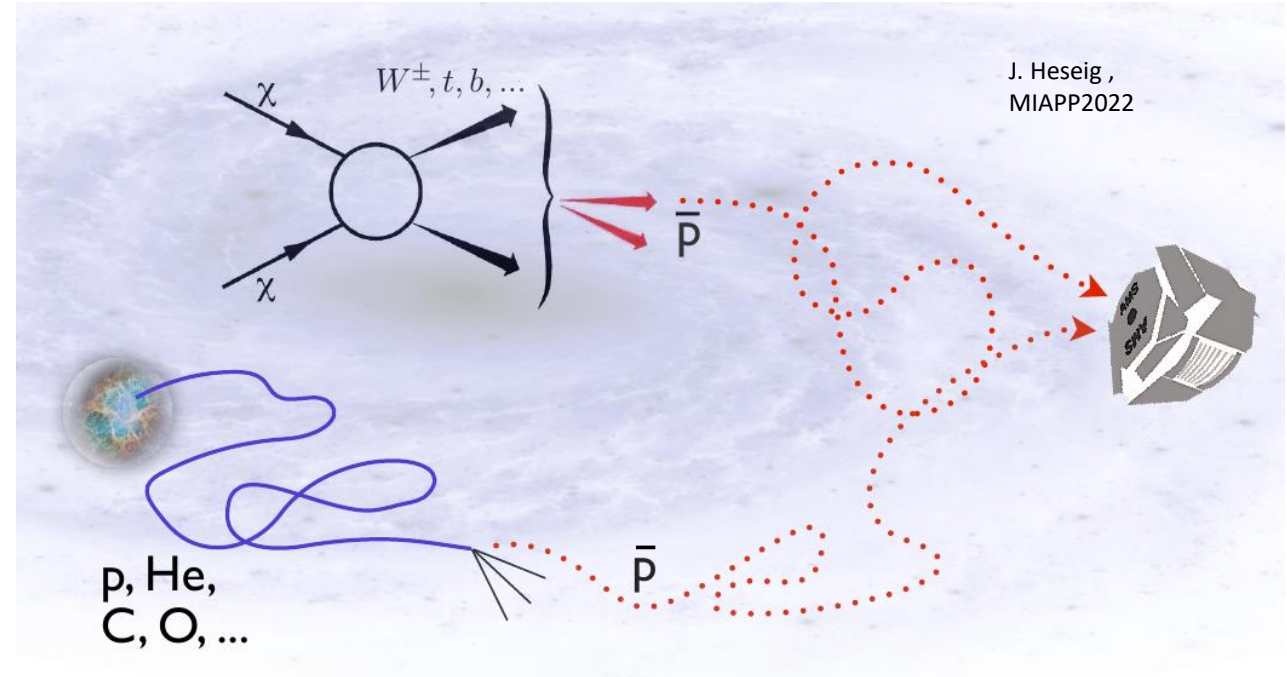
Cosmic rays

Multi-messenger CR fluxes measured by experiments are a powerful tool to test propagation models and dark matter hypotheses.

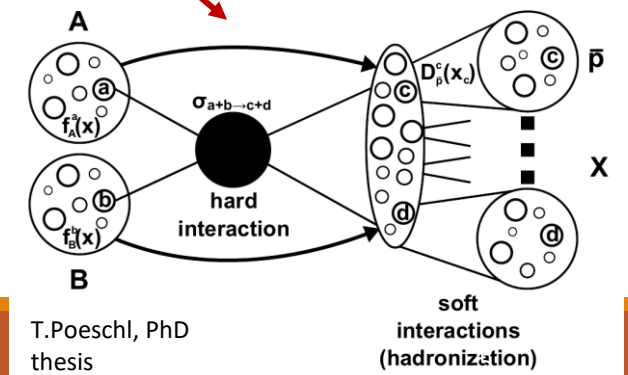
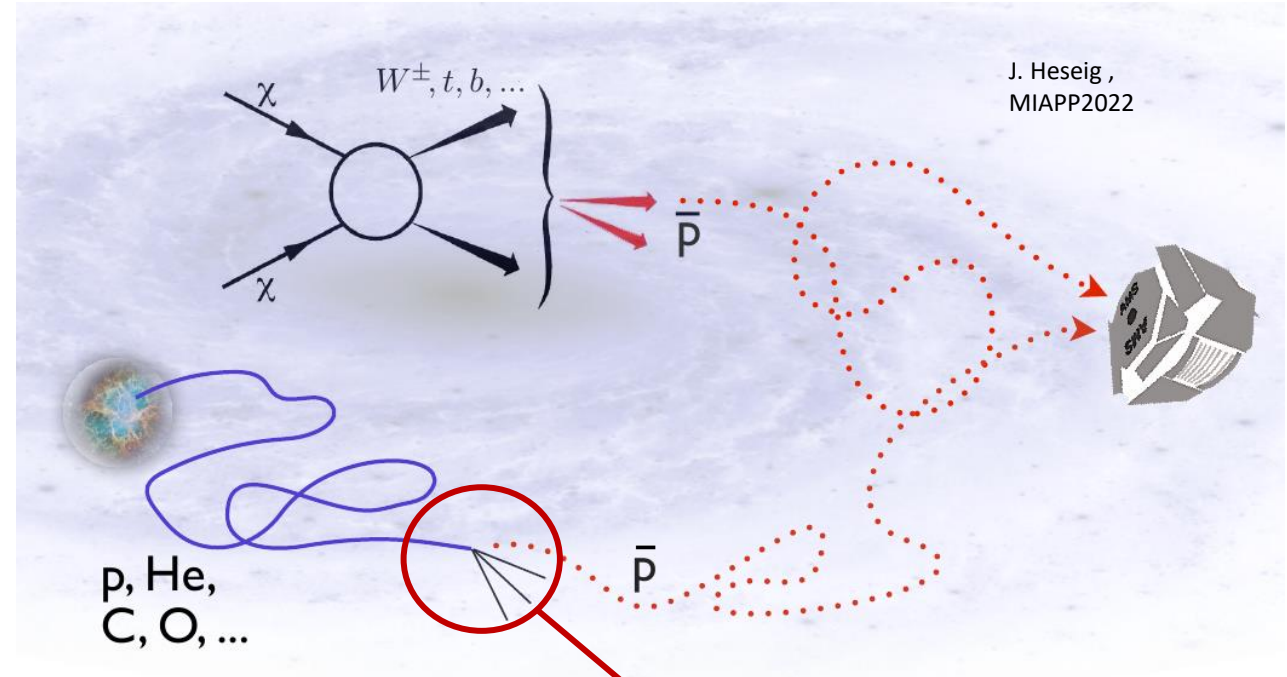
Few channels are considered “golden-probe”:

- Low-energy (anti-)nuclei (low statistic, low background)
- **Antiprotons** (high statistics, high background)

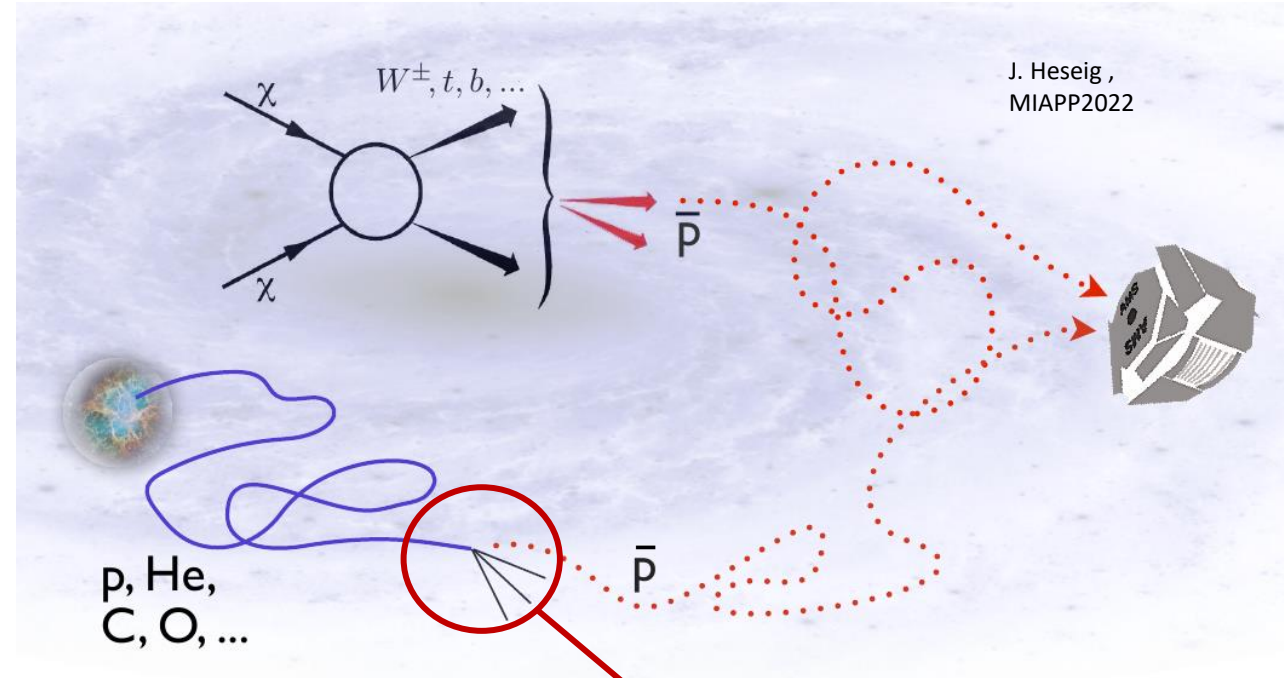
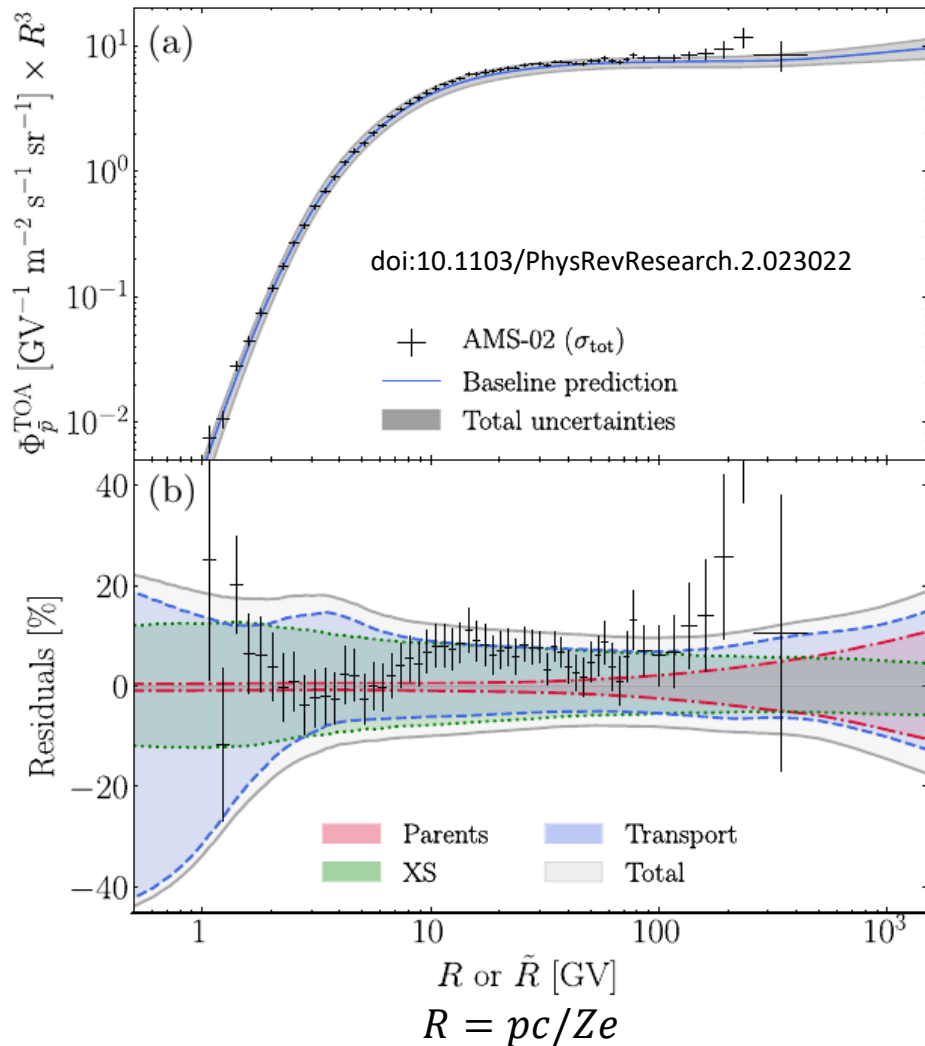
Antiproton production



Antiproton production

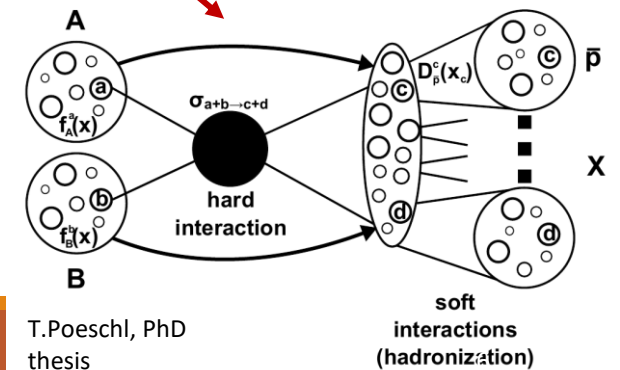


Antiproton production



Unprecedented results from AMS-02 at few percent level error

~Flat ratio antiproton/proton with rigidity
 NO cosmic primary source. Produced by spallation processes



CR propagation equation and source term

$$\begin{aligned} \frac{\partial \psi(\vec{r}, p, t)}{\partial t} &= q(\vec{r}, p, t) + \vec{\nabla} \cdot \left(D_{xx} \vec{\nabla} \psi - \vec{V} \psi \right) \\ &+ \frac{\partial}{\partial p} p^2 D_{pp} \frac{\partial}{\partial p} \frac{1}{p^2} \psi - \frac{\partial}{\partial p} \left[\dot{p} \psi - \frac{p}{3} (\vec{\nabla} \cdot \vec{V}) \psi \right] - \frac{1}{\tau_f} \psi - \frac{1}{\tau_r} \psi \end{aligned}$$

Full propagation equation
Typically solved in stationary
condition $\frac{d\Psi}{dt} = 0$

CR propagation equation and source term

$$\frac{\partial \psi(\vec{r}, p, t)}{\partial t} = q(\vec{r}, p, t) + \vec{\nabla} \cdot (D_{xx} \vec{\nabla} \psi - \vec{V} \psi) \\ + \frac{\partial}{\partial p} p^2 D_{pp} \frac{\partial}{\partial p} \frac{1}{p^2} \psi - \frac{\partial}{\partial p} \left[\dot{p} \psi - \frac{p}{3} (\vec{\nabla} \cdot \vec{V}) \psi \right] - \frac{1}{\tau_f} \psi - \frac{1}{\tau_r} \psi$$

Full propagation equation
Typically solved in stationary
condition $\frac{d\Psi}{dt} = 0$

CR propagation equation and source term

$$\frac{\partial \psi(\vec{r}, p, t)}{\partial t} = \underbrace{q(\vec{r}, p, t)}_{\text{Pure primary CR source term}} + \vec{\nabla} \cdot (D_{xx} \vec{\nabla} \psi - \vec{V} \psi) + \frac{\partial}{\partial p} p^2 D_{pp} \frac{\partial}{\partial p} \frac{1}{p^2} \psi - \frac{\partial}{\partial p} \left[\dot{p} \psi - \frac{p}{3} (\vec{\nabla} \cdot \vec{V}) \psi \right] - \frac{1}{\tau_f} \psi - \frac{1}{\tau_r} \psi$$

Full propagation equation
Typically solved in stationary
condition $\frac{d\Psi}{dt} = 0$

Pure primary CR source term

$$q_i(\mathbf{x}, p) = q_i(r, z, R) = q_{0,i} q_{r,z}(r, z) q_R(R)$$

$$R = pc/Ze \quad q_R(R) \propto (\mathcal{R})^{-\alpha}$$

CR propagation equation and source term

$$\frac{\partial \psi(\vec{r}, p, t)}{\partial t} = \underbrace{q(\vec{r}, p, t)}_{\text{Pure primary CR source term}} + \vec{\nabla} \cdot (D_{xx} \vec{\nabla} \psi - \vec{V} \psi) + \frac{\partial}{\partial p} p^2 D_{pp} \frac{\partial}{\partial p} \frac{1}{p^2} \psi - \frac{\partial}{\partial p} \left[\dot{p} \psi - \frac{p}{3} (\vec{\nabla} \cdot \vec{V}) \psi \right] - \frac{1}{\tau_f} \psi - \frac{1}{\tau_r} \psi$$

Full propagation equation
Typically solved in stationary condition $\frac{d\Psi}{dt} = 0$

Pure primary CR source term

$$q_i(\mathbf{x}, p) = q_i(r, z, R) = q_{0,i} q_{r,z}(r, z) q_R(R)$$

$$R = pc/Ze \quad q_R(R) \propto (R)^{-\alpha}$$

Pure secondary CR source term (e.g. antiprotons)

$$q_{ij}(T_s) = \int_{T_{th}}^{\infty} dT_i 4\pi n_{ISM,j} \phi_i(T_i) \frac{d\sigma_{ij}}{dT_s}(T_i, T_s)$$

CR propagation equation and source term

$$\frac{\partial \psi(\vec{r}, p, t)}{\partial t} = \underbrace{q(\vec{r}, p, t)}_{\text{Pure primary CR source term}} + \vec{\nabla} \cdot (D_{xx} \vec{\nabla} \psi - \vec{V} \psi) + \frac{\partial}{\partial p} p^2 D_{pp} \frac{\partial}{\partial p} \frac{1}{p^2} \psi - \frac{\partial}{\partial p} \left[\dot{p} \psi - \frac{p}{3} (\vec{\nabla} \cdot \vec{V}) \psi \right] - \frac{1}{\tau_f} \psi - \frac{1}{\tau_r} \psi$$

Full propagation equation
Typically solved in stationary condition $\frac{d\Psi}{dt} = 0$

Pure primary CR source term

$$q_i(\mathbf{x}, p) = q_i(r, z, R) = q_{0,i} q_{r,z}(r, z) q_R(R)$$

$$R = pc/Ze \quad q_R(R) \propto (R)^{-\alpha}$$

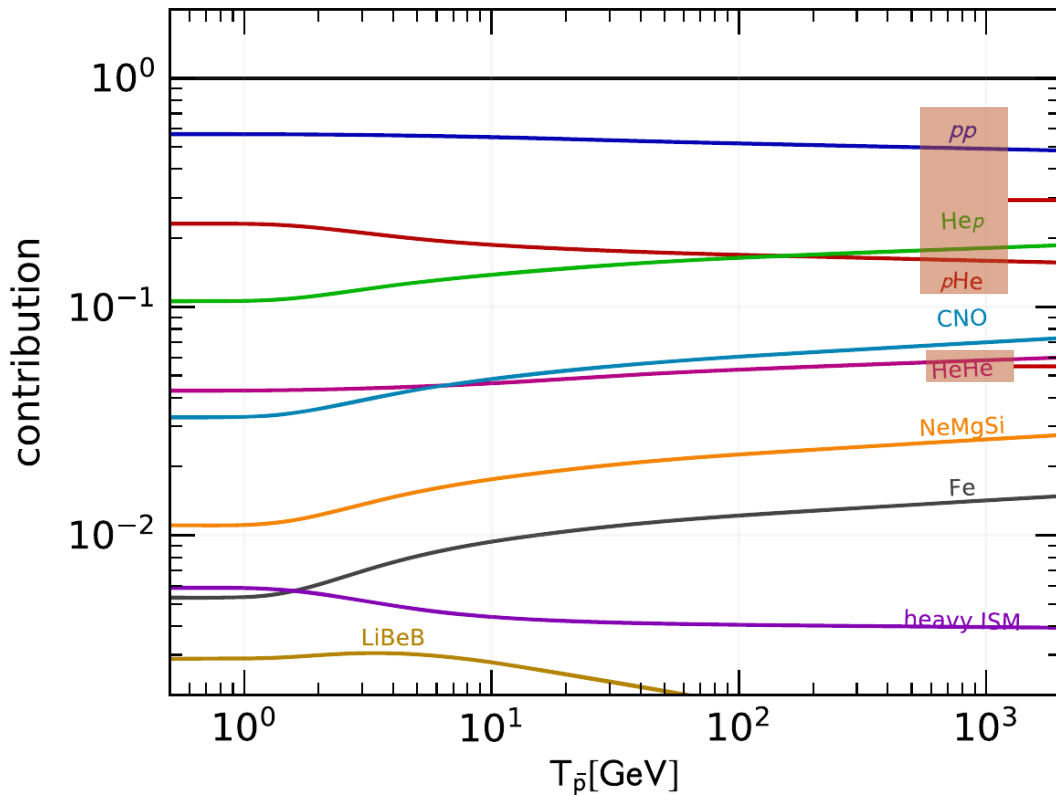
Pure secondary CR source term (e.g. antiprotons)

$$q_{ij}(T_s) = \int_{T_{th}}^{\infty} dT_i 4\pi n_{ISM,j} \phi_i(T_i) \frac{d\sigma_{ij}}{dT_s}(T_i, T_s)$$

NUCLEAR $i + j \rightarrow s + X$
PRODUCTION CROSS SECTION

Antiproton production cross section

Which are the main contributor to the antiprotons production?



doi:10.1103/PhysRevD.97.103019

$$q_{ij}(T_s) = \int_{T_{th}}^{\infty} dT_i 4\pi n_{ISM,j} \phi_i(T_i) \frac{d\sigma_{ij}}{dT_s}(T_i, T_s)$$

$i + j \rightarrow \bar{p} + X$

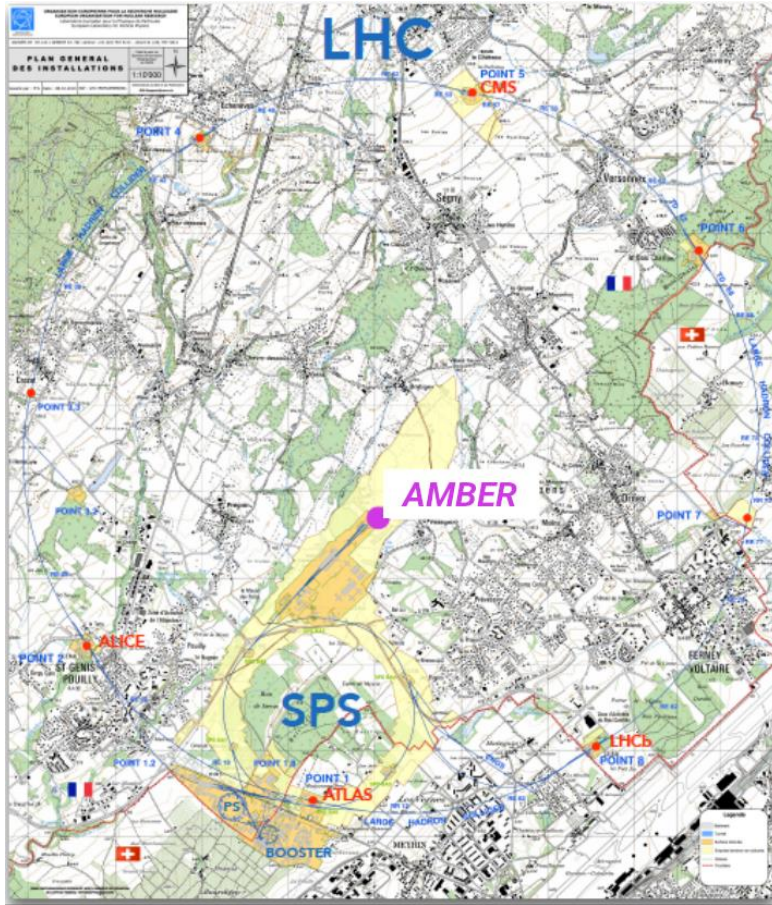
90% of the reactions involve p and Helium (main ISM component)

$p + p \rightarrow \bar{p} + X$ NA61, NA49 $\sqrt{s_{NN}} \sim 6.3, 7.7, 8.8, 12.3$ and 17.3 GeV;

$p + He \rightarrow \bar{p} + X$ LHCb $\sqrt{s_{NN}} \sim 110$ GeV (2017)
Scarcity of data, especially in the relevant energy regime for AMS-02

The AMBER experiment @CERN

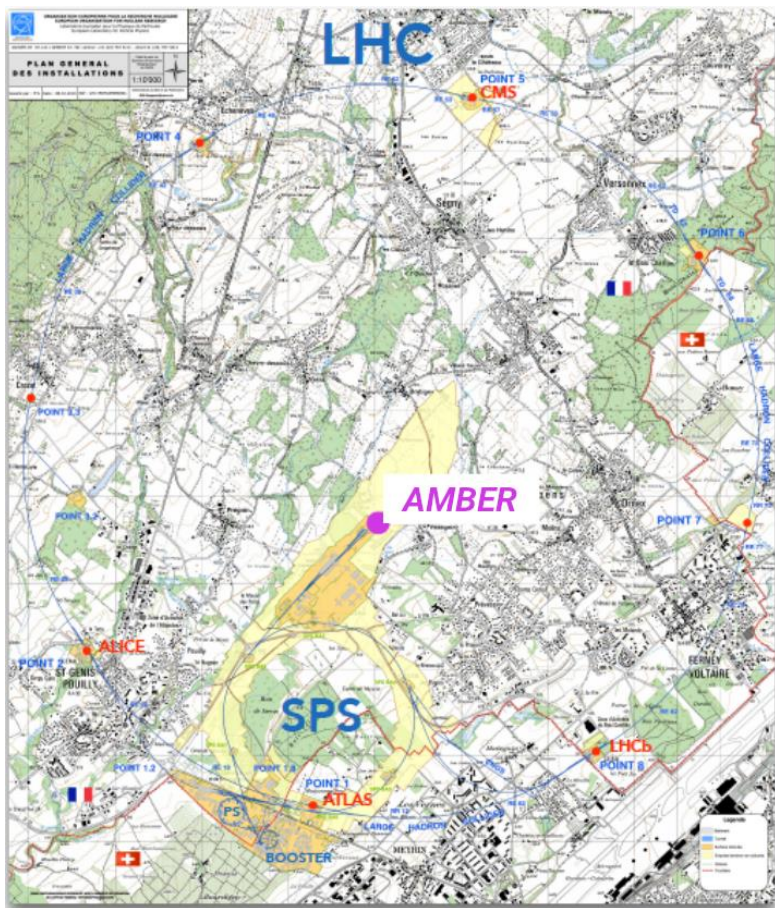
In 2019 the AMBER collaboration proposes to establish a “New QCD facility at the M2 beam line of the CERN SPS” (LoI: <http://arxiv.org/abs/1808.00848>).



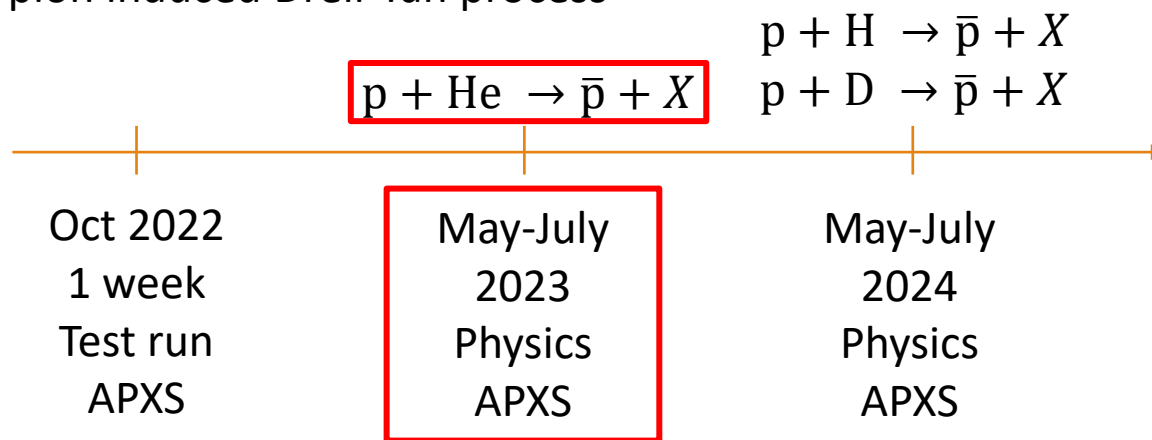
- proton radius measurement
- proton-induced antiprotons production cross sections for dark matter searches
- pion induced Drell-Yan process

The AMBER experiment @CERN

In 2019 the AMBER collaboration proposes to establish a “New QCD facility at the M2 beam line of the CERN SPS” (LoI: <http://arxiv.org/abs/1808.00848>).



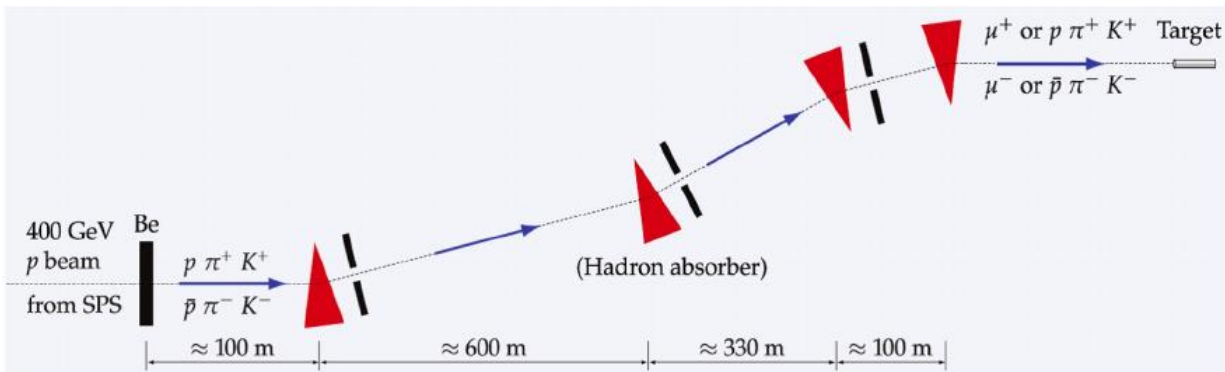
- proton radius measurement
- **proton-induced antiprotons production cross sections for dark matter searches**
- pion induced Drell-Yan process



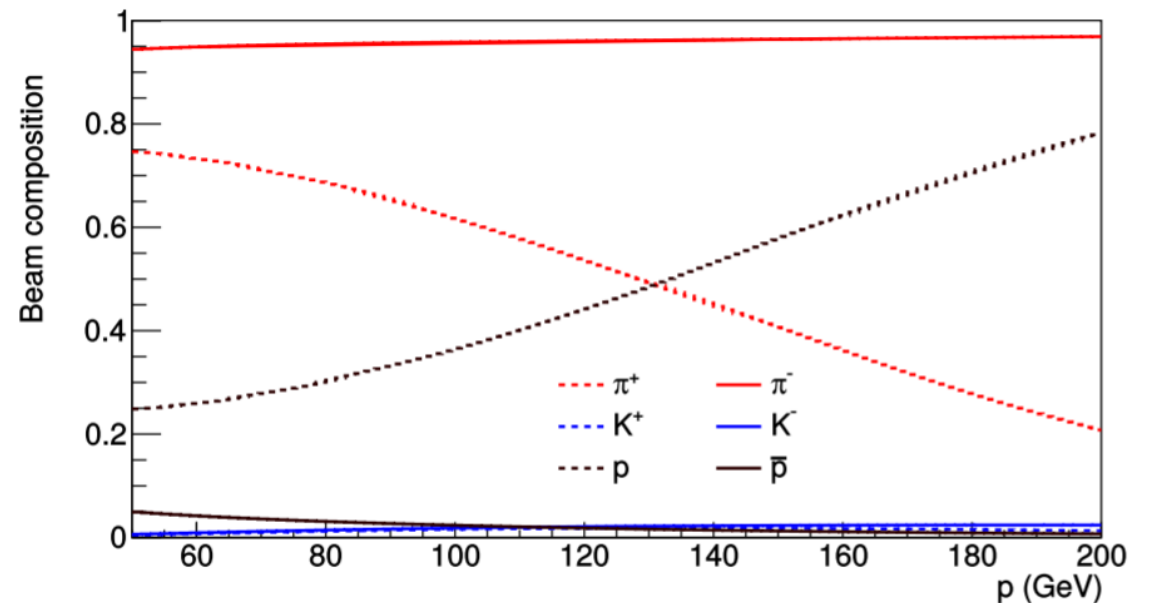
~2 months of data taking
 Collected beam momenta **@60, 80, 100, 160, 190, 250 GeV/c**
Minimum bias trigger: beam trigger with veto on non-scattered beam particle

Beam @ AMBER

- Located @EHN2 → fixed target layout
- 400 GeV/c primary proton beam from SPS impinges on production target T6
- secondary beam collected (hadrons, muons or electrons) at 60-250 GeV/c
- beam PID: two CEDAR (Cherenkov light based) detectors



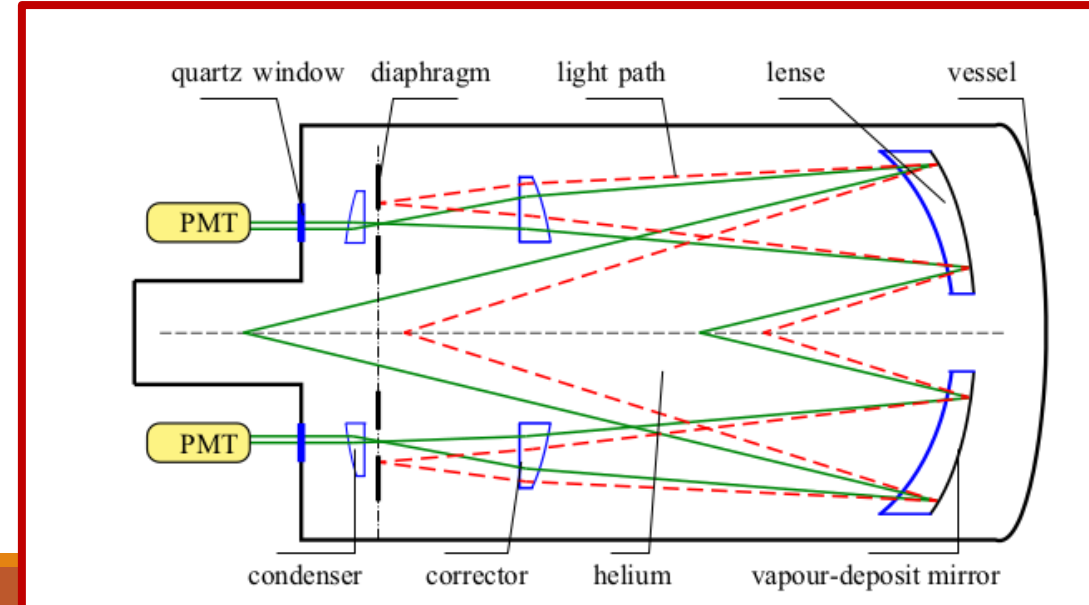
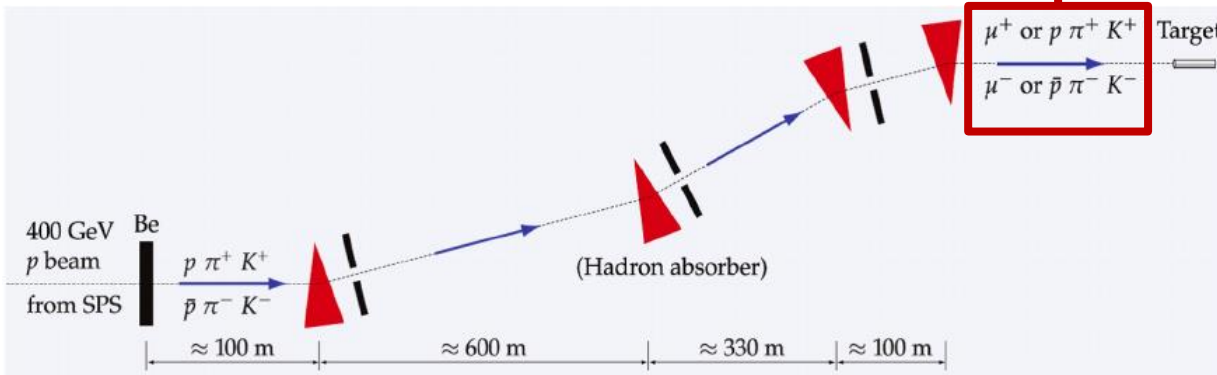
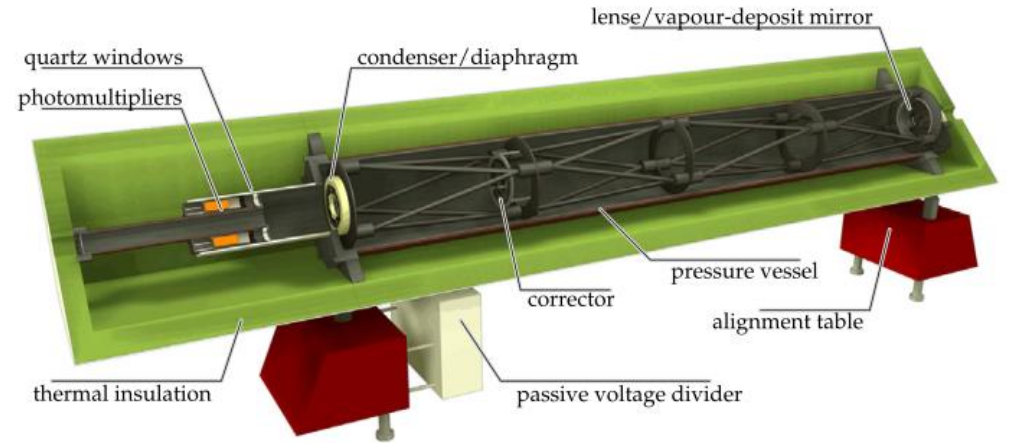
2023 rate ~ 25 k particles/second
 → 130k events / spill



Beam @ AMBER

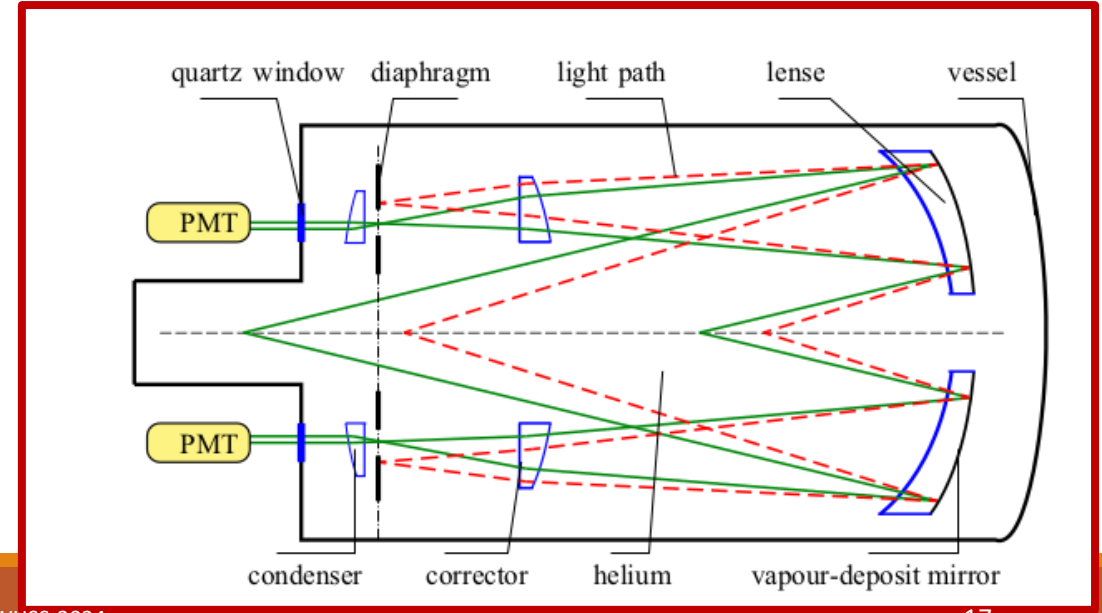

- Located @EHN2 → fixed target layout
- 400 GeV/c primary proton beam from SPS impinges on production target T6
- secondary beam collected (hadrons, muons or electrons) at 60-250 GeV/c
- beam PID: two CEDAR (Cherenkov light based) detectors

Located ~ -40 m before target



Beam @ AMBER

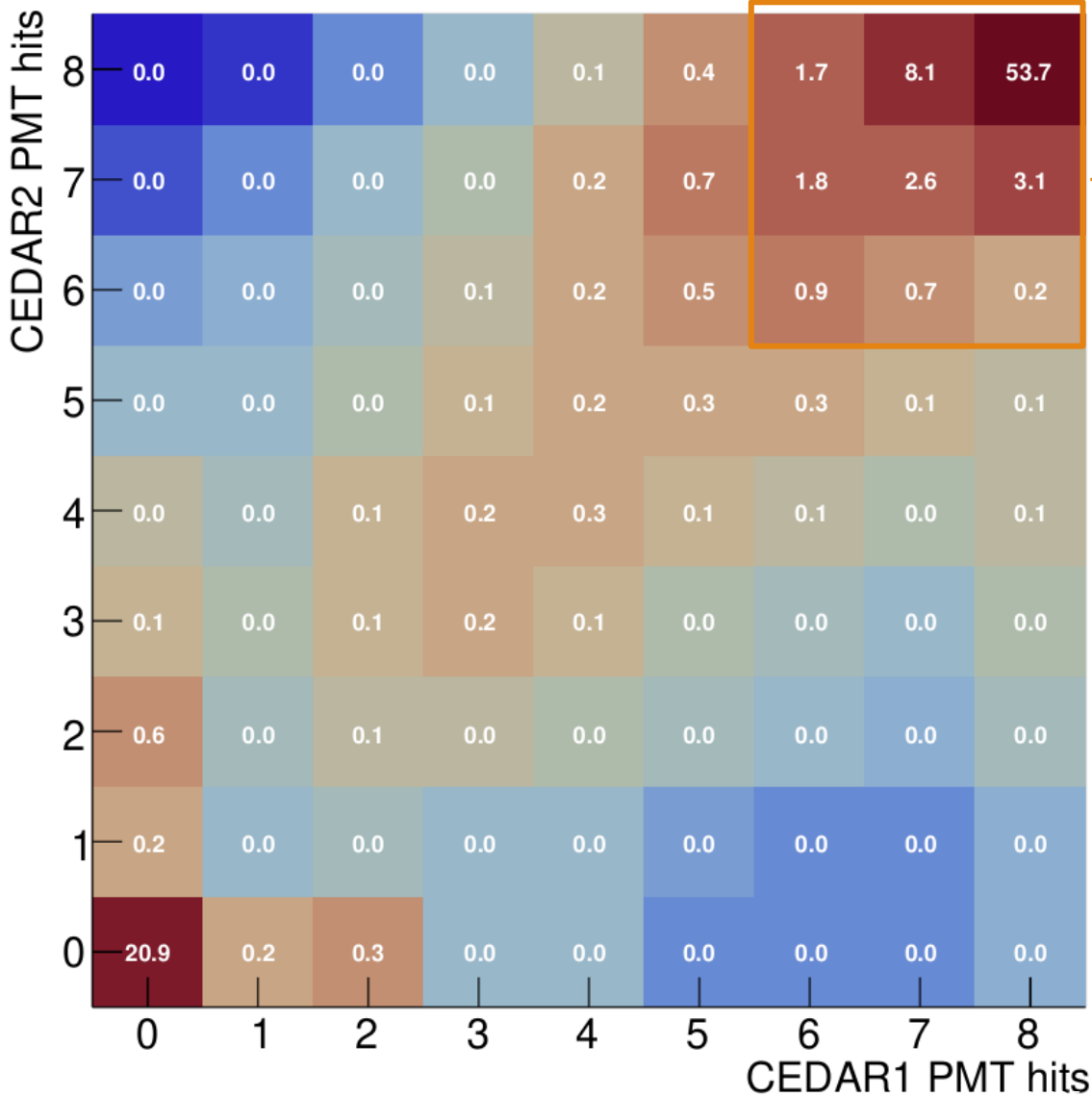
- Located @EHN2 → fixed target layout
- 400 GeV/c primary proton beam from SPS impinges on production target T6



Beam @ AMBER

AMBER preliminary

Beam @190 GeV/c

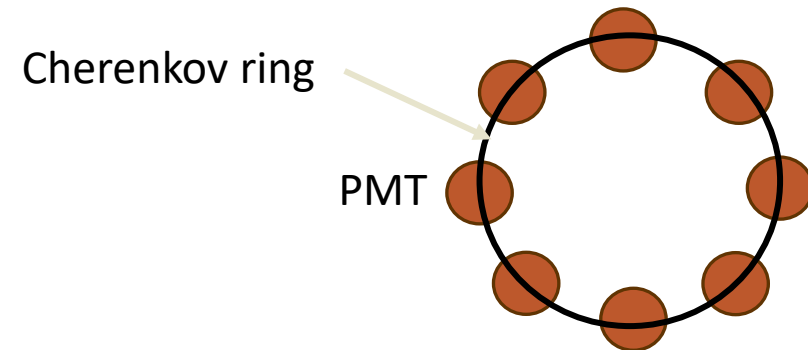


Expected fraction of protons in the beam is ~75%

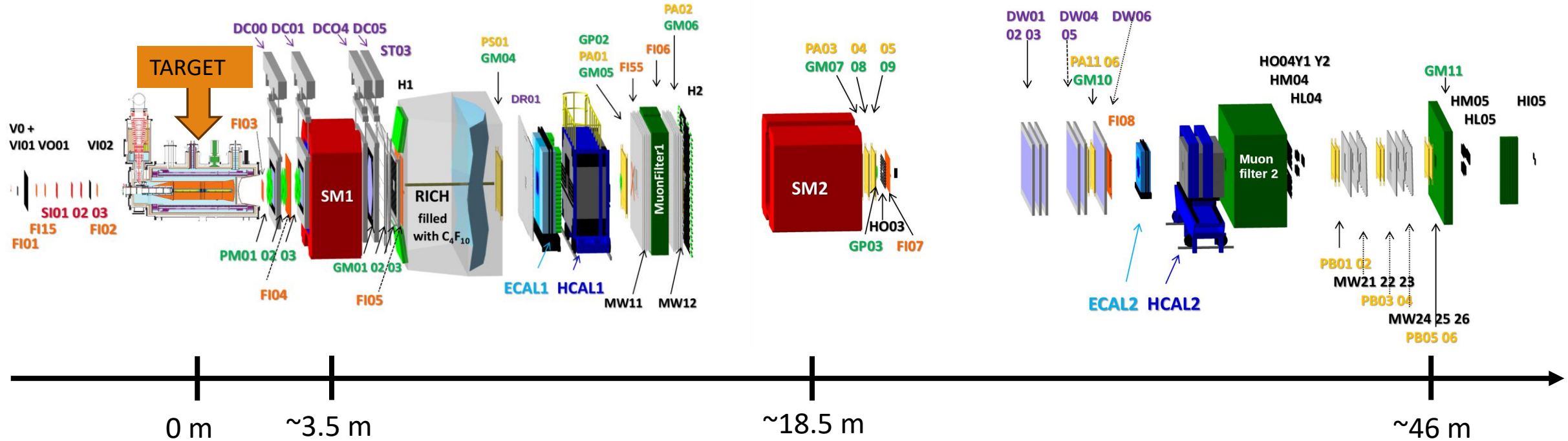
Proton signal well separated from pions and kaons

By selecting the top right region (PMT multiplicities >6 in CEDAR1 and CEDAR2) we get ~73 %

Resulting tagging efficiency of ~96% @190 GeV/c



The AMBER experiment @CERN – layout in 2023



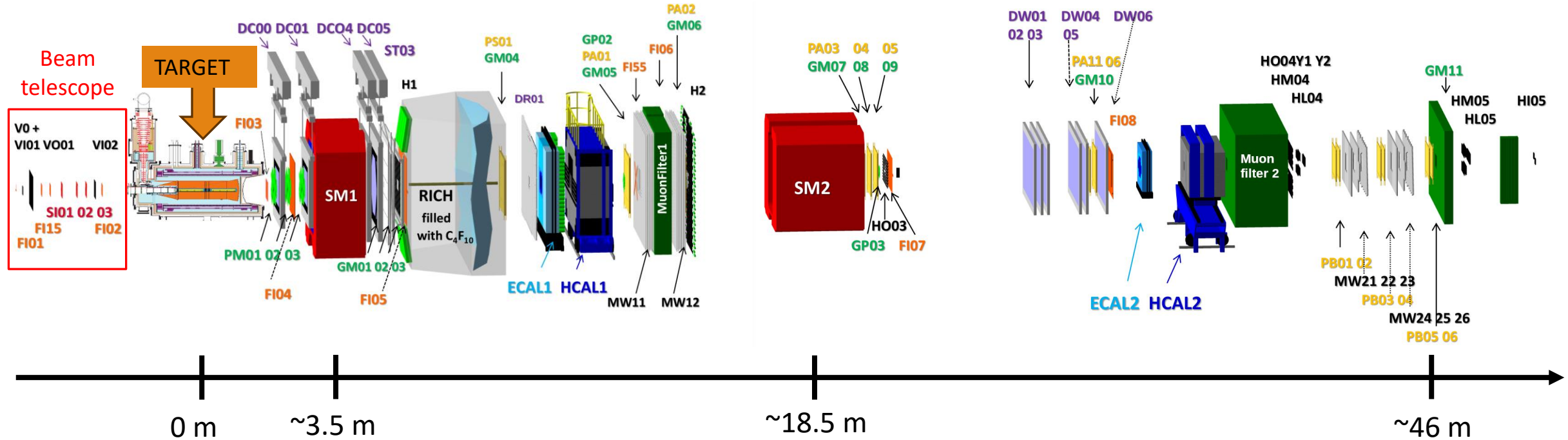
Large Angle Spectrometer (LAS)

- Mainly small+medium size trackers
- SM1
- RICH
- Muon filter
- ECAL

Small Angle Spectrometer (SAS)

- Mainly medium+large area tracker
- SM2
- Muon filter
- ECAL

The AMBER experiment @CERN – layout in 2023



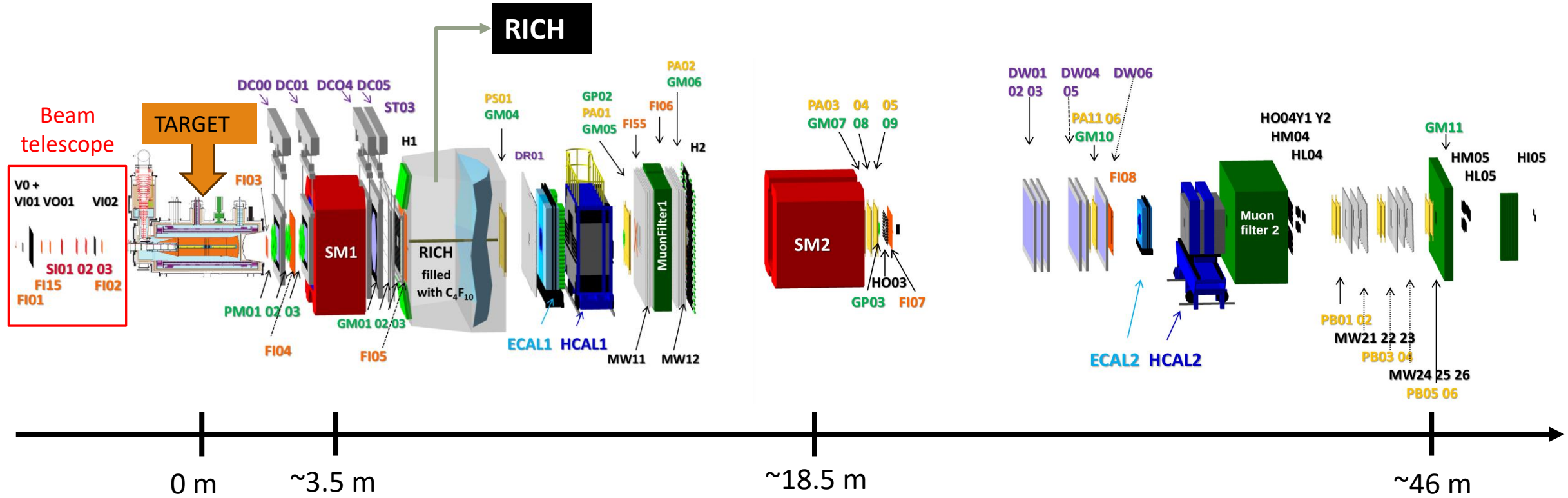
Large Angle Spectrometer (LAS)

- Mainly small+medium size trackers
- SM1
- RICH
- Muon filter
- ECAL

Small Angle Spectrometer (SAS)

- Mainly medium+large area tracker
- SM2
- Muon filter
- ECAL

The AMBER experiment @CERN – layout in 2023



Large Angle Spectrometer (LAS)

- Mainly small+medium size trackers
- SM1
- RICH
- Muon filter
- ECAL

Small Angle Spectrometer (SAS)

- Mainly medium+large area tracker
- SM2
- Muon filter
- ECAL

Analysis outline

$$\frac{d\sigma}{dpdp_T} (p + \text{He} \rightarrow \bar{p} + X)$$

Analysis outline

$$\frac{d\sigma}{dpdp_T} (p + \text{He} \rightarrow \bar{p} + X)$$

Alignment +
reconstruction:

- > 200 tracking planes
to align

Analysis outline

$$\frac{d\sigma}{dpdp_T} (p + \text{He} \rightarrow \bar{p} + X)$$

target

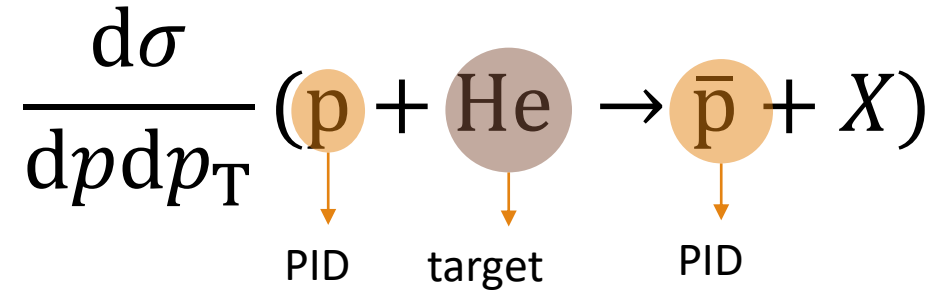
Alignment +
reconstruction:

- > 200 tracking planes to align

Analysis of the
data

- Data quality (spills and runs rejection)
- Luminosity
- Lifetime DAQ+VETO
- Target position

Analysis outline



Alignment +
reconstruction:

- > 200 tracking planes to align

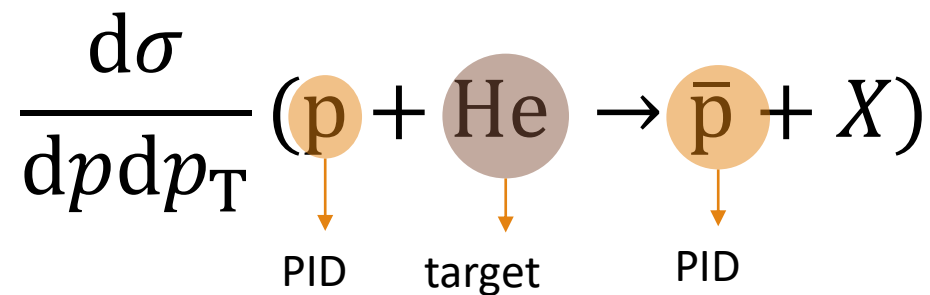
Analysis of the
data

- Data quality (spills and runs rejection)
- Luminosity
- Lifetime DAQ+VETO
- Target position

PID

- RICH characterization
- CEDAR PID efficiency/purity

Analysis outline



Alignment + reconstruction:

- > 200 tracking planes to align

Analysis of the data

- Data quality (spills and runs rejection)
- Luminosity
- Lifetime DAQ+VETO
- Target position

PID

- RICH characterization
- CEDAR PID efficiency/purity

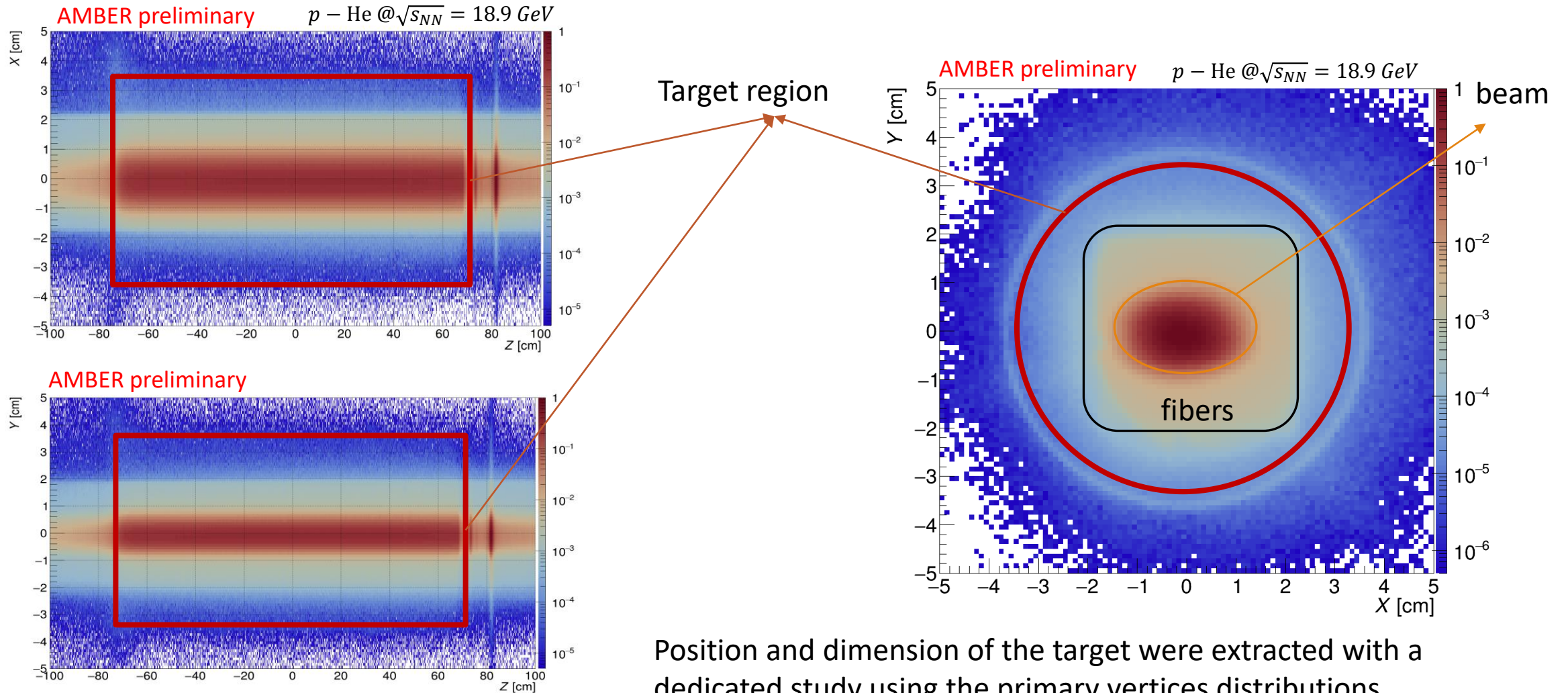
Monte Carlo

- Tune event generator
- Detector efficiencies
- Acceptance corrections
- Bins size optimization

Extraction of the hadrons spectra

- Event and tracks selection
- Corrections:
 - Acceptance
 - Re-interaction
 - RICH
 - ...

Reconstructed interaction vertices in the target region



RICH-1: final state hadrons PID

The PID method relies on an extended maximum likelihood approach, based on the parametrization of the expected Cherenkov angle and the position of collected photons

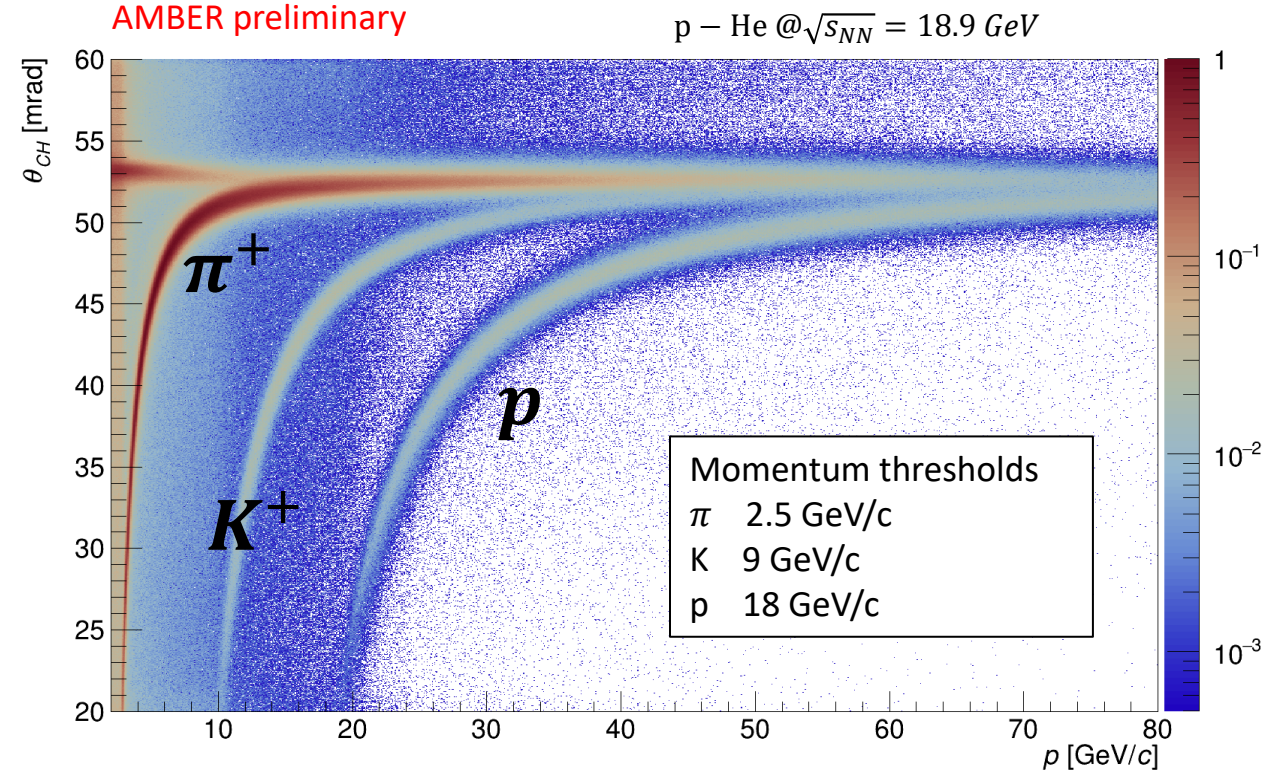
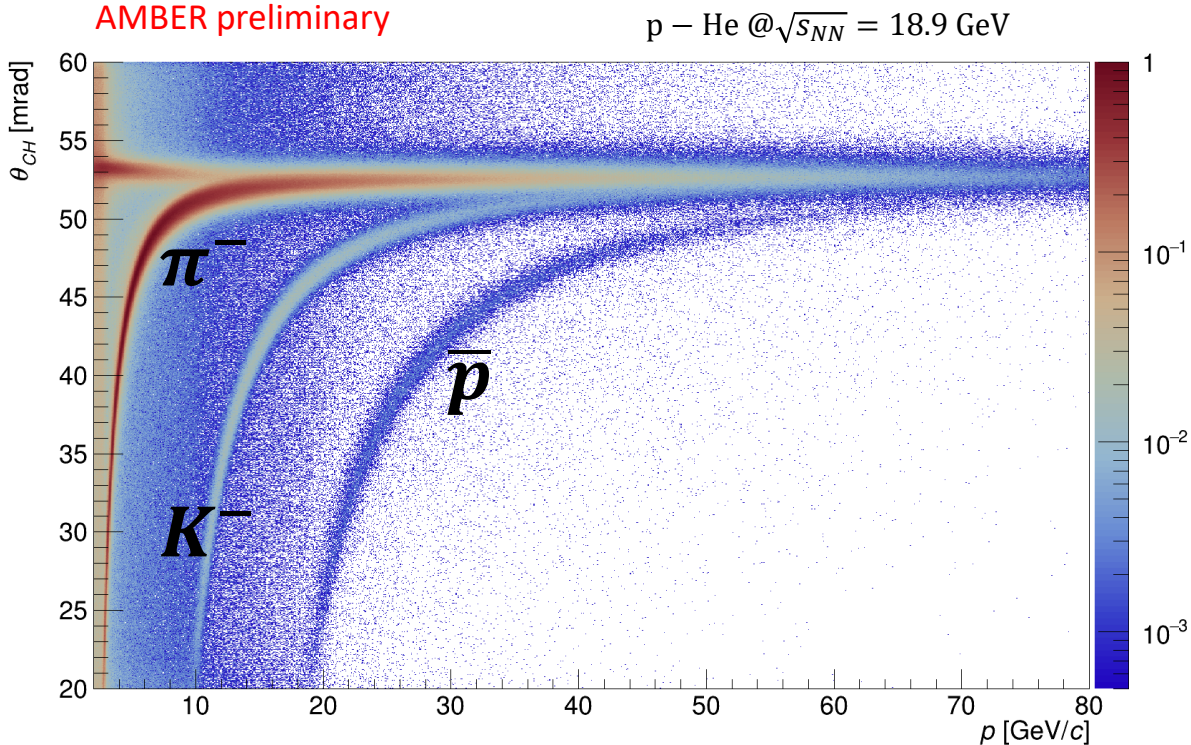
$$\mathcal{L}_M = \exp[-(S_M + B)] \prod_{j=1}^N f_M(\theta_j, \varphi_j)$$

$$f_M(\theta, \varphi) = s_M(\theta, \varphi) + b(\theta, \varphi)$$

$$s_M(\theta_j, \varphi_j) = \frac{S_0}{\sigma_{\theta_j} \sqrt{2\pi}} \exp\left[-\frac{1}{2} \frac{(\theta_j - \Theta_M)^2}{\sigma_{\theta_j}^2}\right] \varepsilon_D(\theta_j, \varphi_j)$$

$$S_m = \int s_m(\theta, \varphi) d\theta d\varphi$$

$$B = \int b(\theta, \varphi) d\theta d\varphi$$

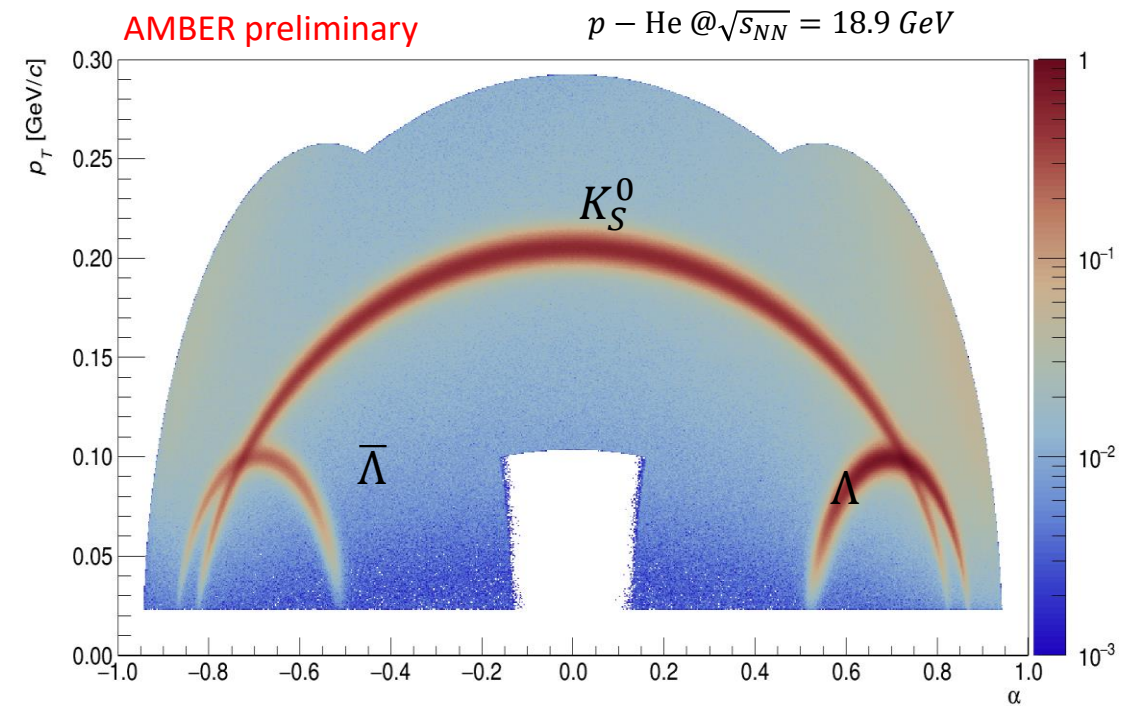
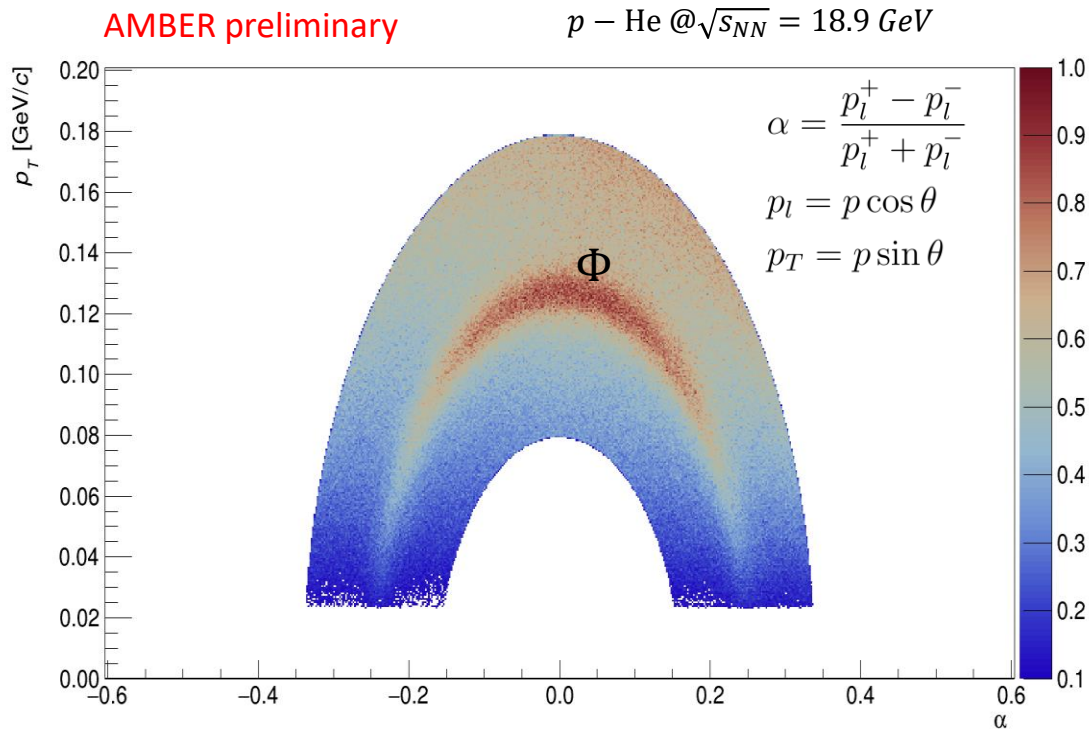


RICH-1: final state hadrons PID

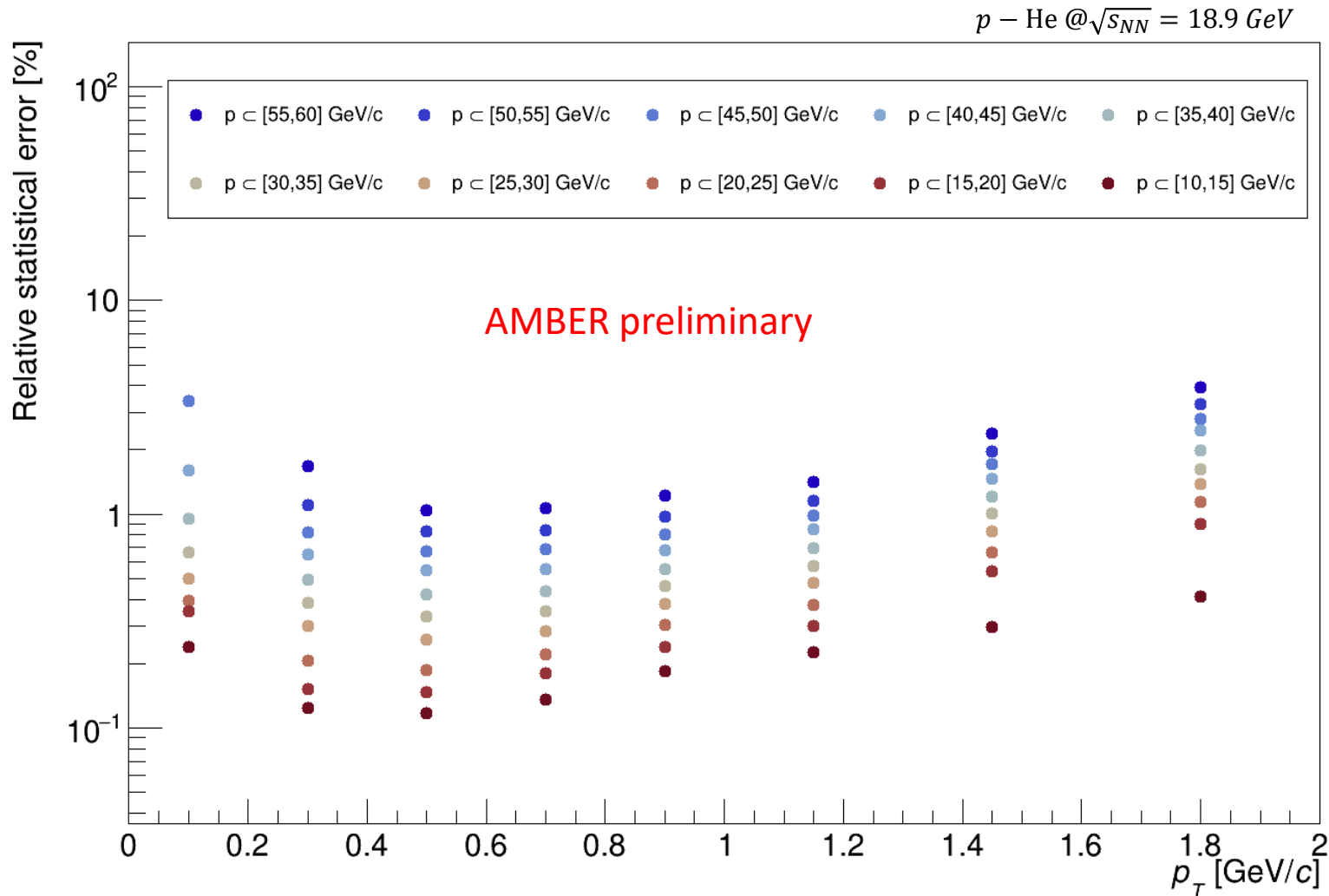
RICH PID matrix estimated from real data V0s decays

Hadrons	Decays	
	Channel	BR
K_S	$\pi^+\pi^-$	$(69.20 \pm 0.05)\%$
ϕ	K^+K^-	$(48.9 \pm 0.5)\%$
$\Lambda(\bar{\Lambda})$	$p\pi^- (\bar{p}\pi^+)$	$(63.9 \pm 0.5)\%$

$$M_{RICH}^{+/-}(p, \theta) = \begin{pmatrix} \epsilon(\pi \rightarrow \pi) & \epsilon(K \rightarrow \pi) & \epsilon(p \rightarrow \pi) \\ \epsilon(\pi \rightarrow K) & \epsilon(K \rightarrow K) & \epsilon(p \rightarrow K) \\ \epsilon(\pi \rightarrow p) & \epsilon(K \rightarrow p) & \epsilon(p \rightarrow p) \\ \hline \epsilon(\pi \rightarrow X) & \epsilon(K \rightarrow X) & \epsilon(p \rightarrow X) \end{pmatrix}$$



Relative statistical error on antiproton spectra



A preliminary unfolding shows that we collected ~ 6 million antiprotons in

- p [10, 60] GeV/c
- p_T [0, 2] GeV/c

Statistical errors in most bins $< 1\%$

Leading systematic errors expected from:

- Luminosity
- RICH unfolding

Antiproton production from decays

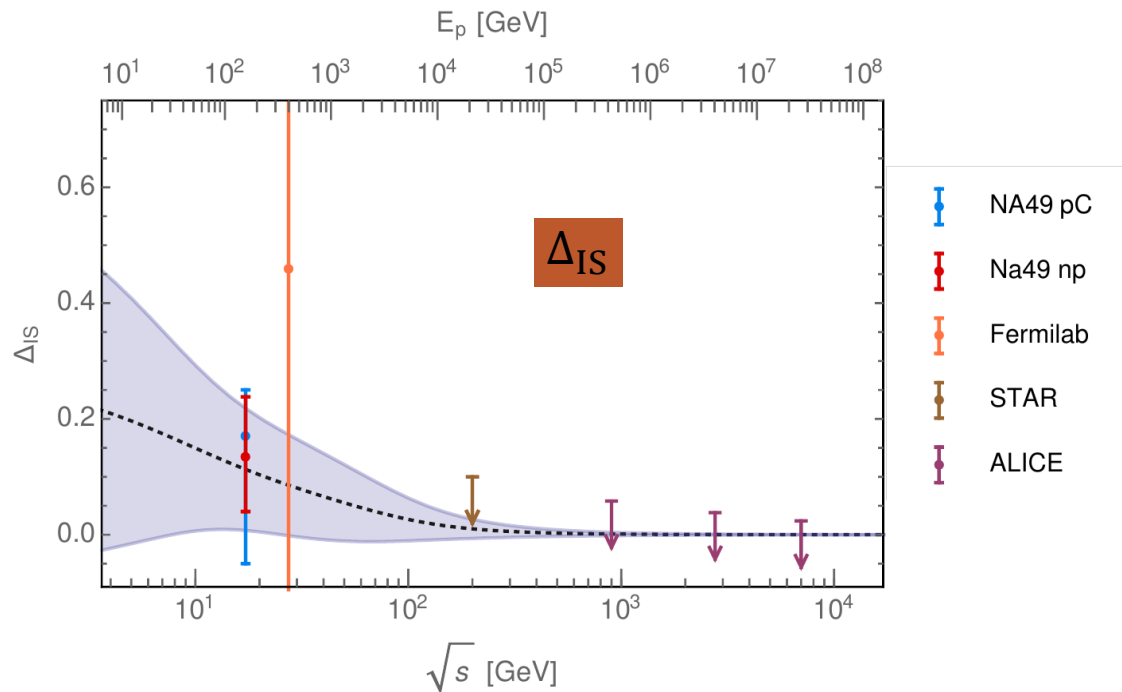
$$f = f_{\bar{p}}^0 (2 + \Delta_{\text{IS}} + 2\Delta_{\Lambda})$$

$$q_{ij}(T_s) = \int_{T_{\text{th}}}^{\infty} dT_i 4\pi n_{\text{ISM},j} \phi_i(T_i) \frac{d\sigma_{ij}}{dT_s}(T_i, T_s)$$

Antiproton production from decays

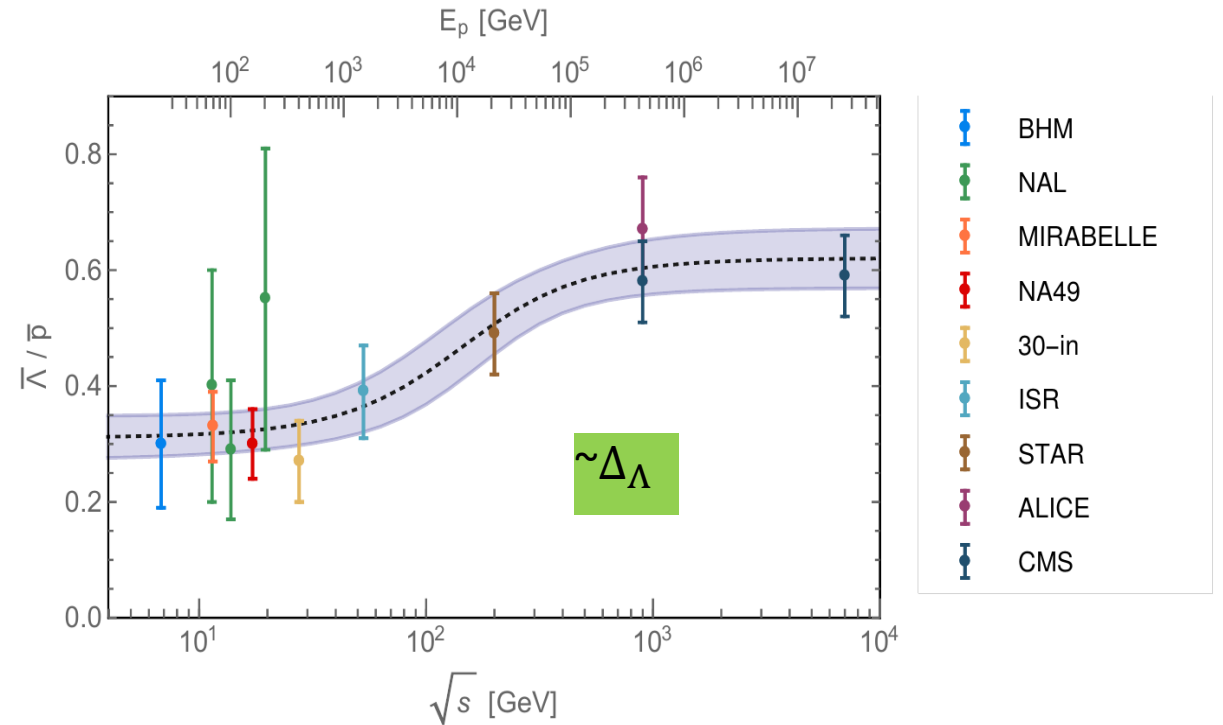
$$f = f_{\bar{p}}^0 (2 + \Delta_{IS} + 2\Delta_{\Lambda})$$

[https://doi.org/10.1016/S0927-6505\(01\)00107-4](https://doi.org/10.1016/S0927-6505(01)00107-4)



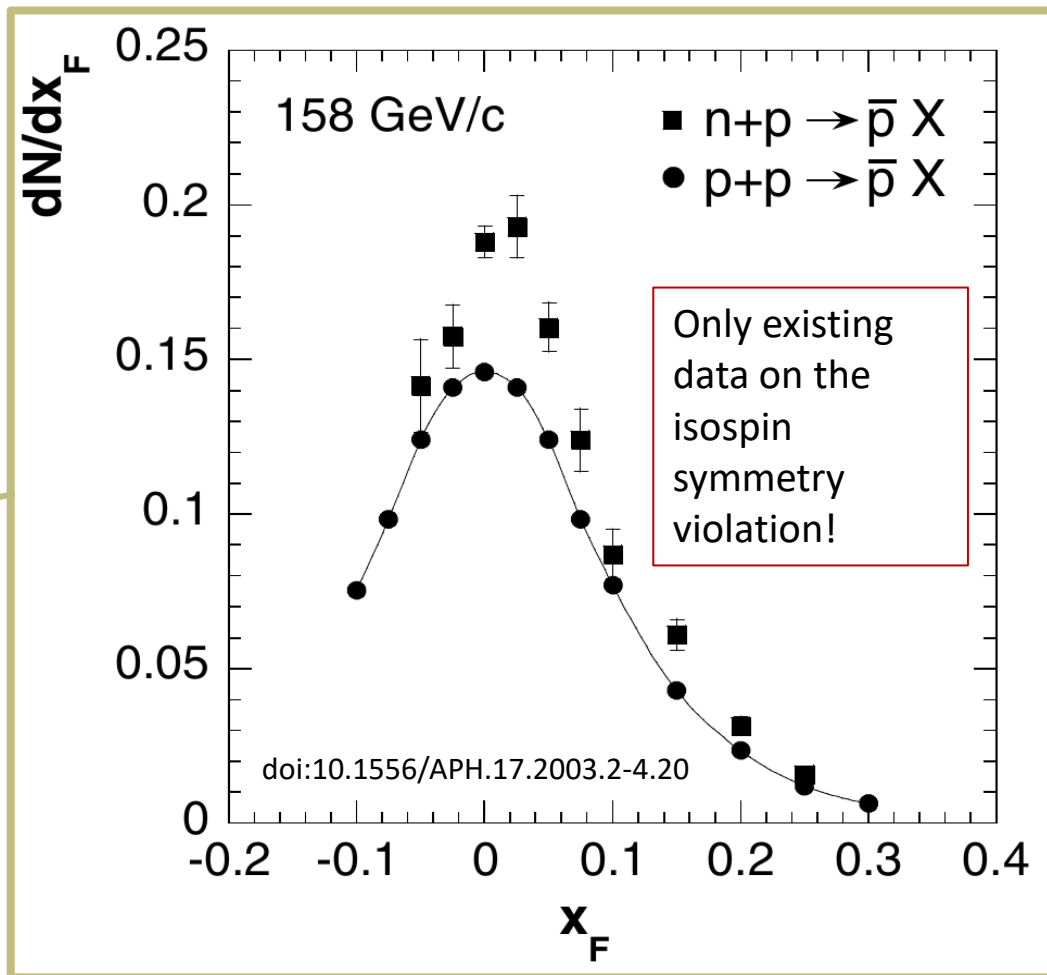
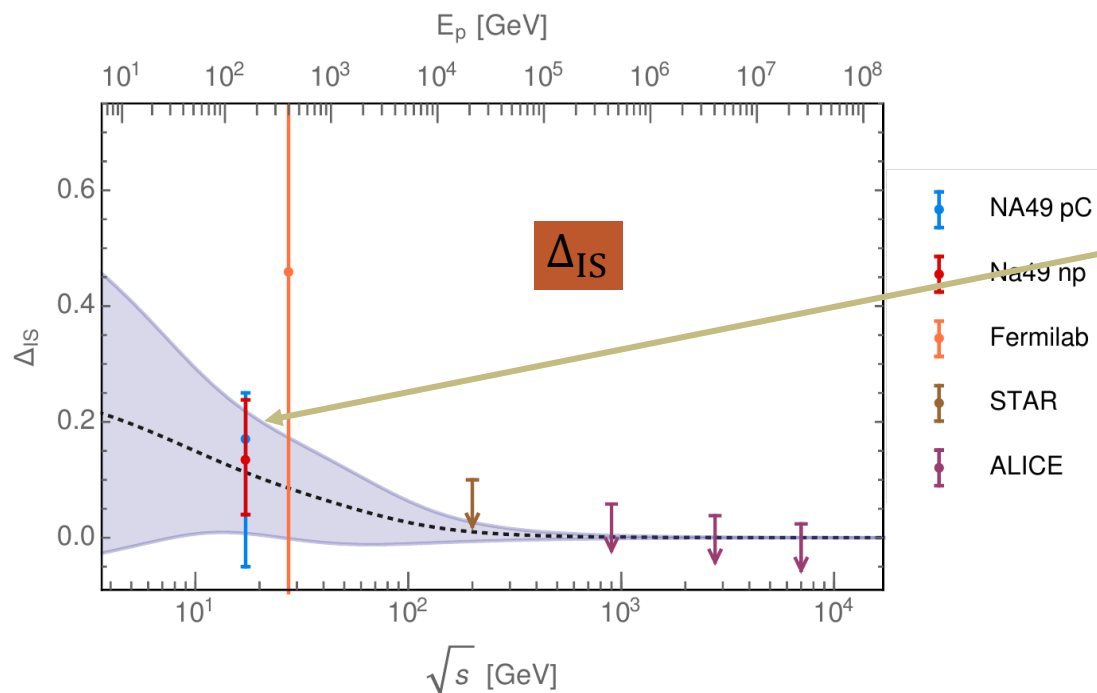
Production asymmetry $p\bar{n}/\bar{p}n$

[https://doi.org/10.1016/S0927-6505\(01\)00107-4](https://doi.org/10.1016/S0927-6505(01)00107-4)



Antiproton production from decays

[https://doi.org/10.1016/S0927-6505\(01\)00107-4](https://doi.org/10.1016/S0927-6505(01)00107-4)



$p\bar{n}/\bar{p}n$

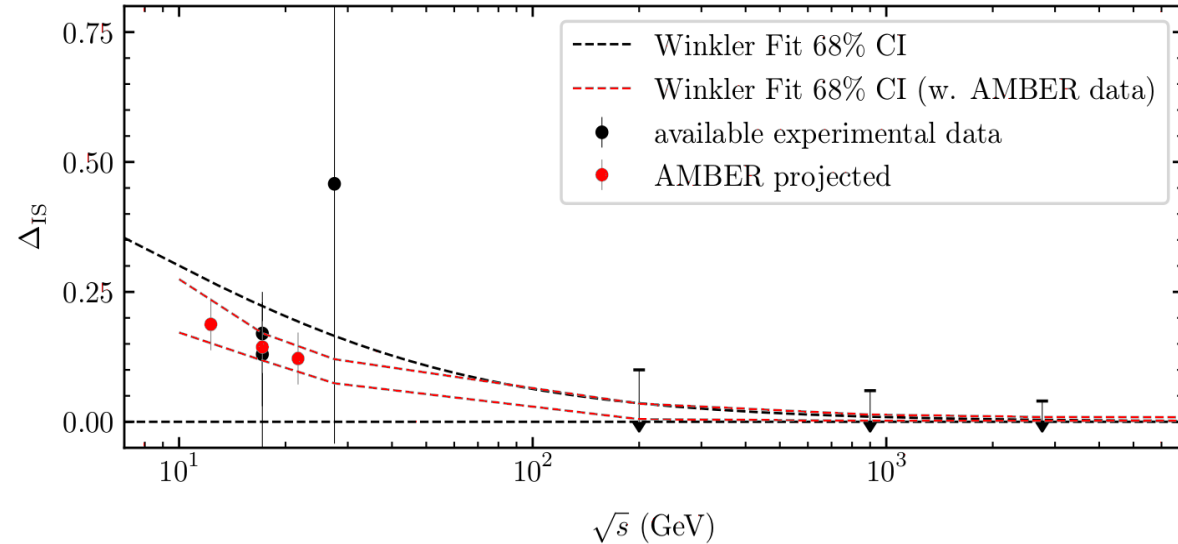
Data 2024 – just finished collecting!

This year running with 2 targets

1. liquid Hydrogen
2. liquid deuterium

With beam momenta @80,160,250 GeV/c

Private exchange with T. Poeschl



The data collected at the same energy with the different targets let us calculate the production rates in p-p and p-D that may confirm or not the presence of an isospin asymmetry.

In both cases, the error will be reduced and directly impact the antiproton production parametrization at low energies.

Summary

The dark matter indirect detection reached a “precision” era thanks to very precise data by experiments and more precise models in the propagation and creation of cosmic rays

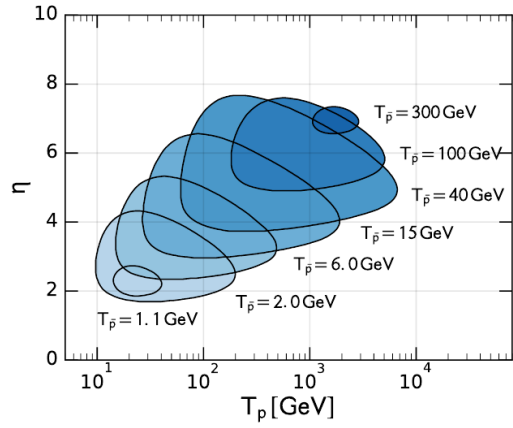
A leading uncertainty comes from the scarcity of data in the relevant reaction channels (pp and pHe) at the cosmic “scale”

AMBER collected data on p-He in 2023 and p-H / p-D in 2024. These dataset are expected to give a significant impact in the antiproton production modeling

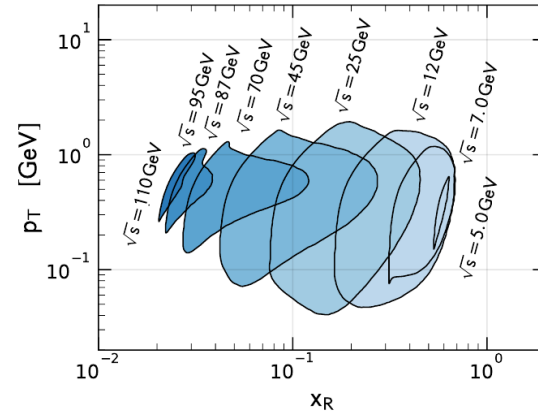
Preliminary results on 2023 p-He data are presented here. They show very good performance of the spectrometer and a very good coverage of the phase space with small statistical uncertainty between 10-60 GeV/c in momentum and 0-2 GeV/c in transverse momentum.

Analysis ongoing!

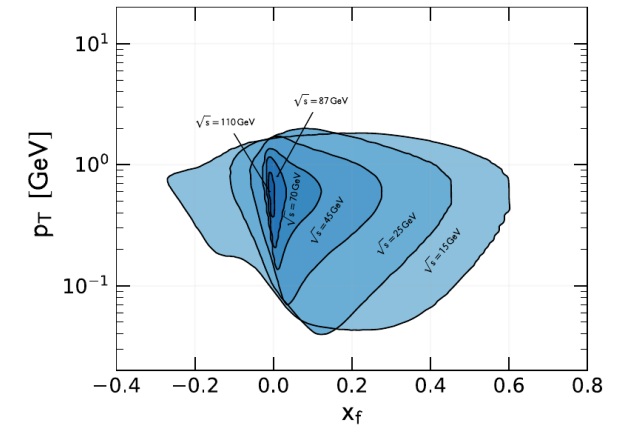
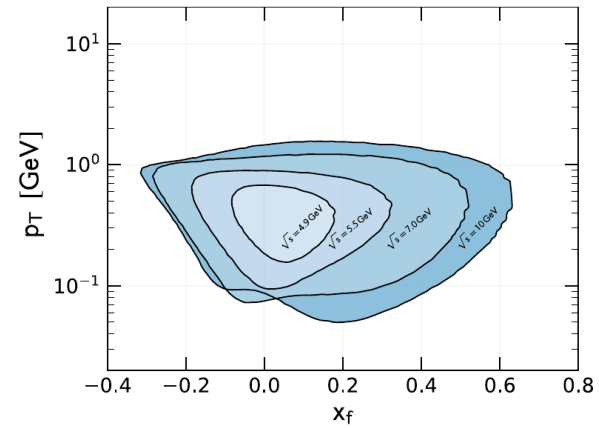
BACKUP



(a) LAB frame

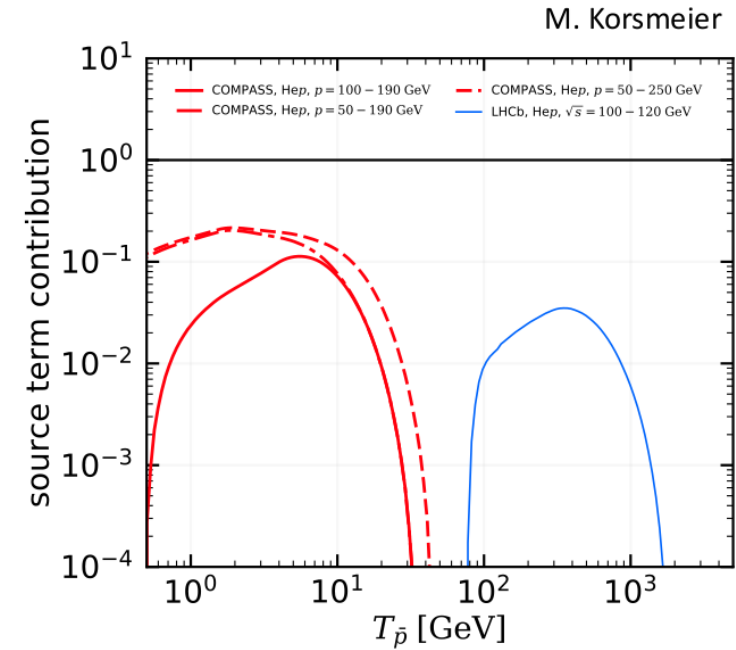
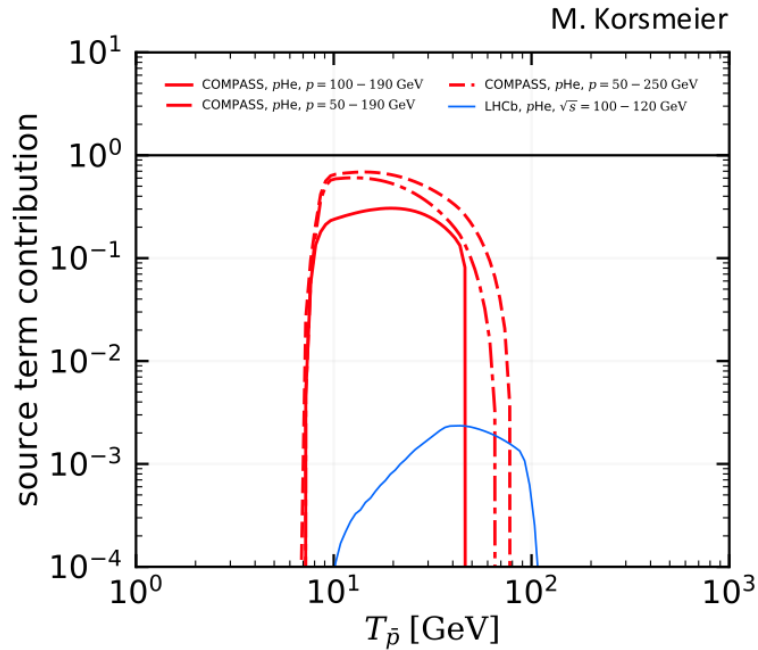


(b) CM frame



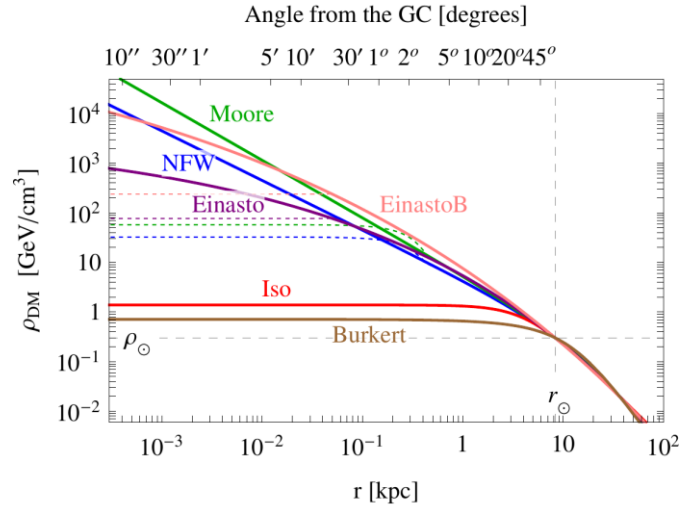
$$x_R = \frac{E^*}{E_{\max}^*}$$

$$x_F = \frac{p_L^*}{\sqrt{s}/2}$$



How to add DM into CR flux interpretation

A Poor Particle Physicist Cookbook for Dark Matter Indirect Detection, Cirelli et al.



$$\rho_{\text{NFW}}(r) = \rho_s \frac{r_s}{r} \left(1 + \frac{r}{r_s}\right)^{-2}$$

r_s [kpc]	ρ_s [GeV/cm ³]
24.42	0.184

Hadronization → need input from generator (HERWIG, PYTHIA,..)

+
Numerical solution of **propagation** equation (DRAGON, GALPROP,..)

2. Choose the injection source term
(don't forget the "standard" astro-production)

$$q = \frac{1}{2} \left(\frac{\rho}{M_{\text{DM}}} \right)^2 f_{\text{inj}}^{\text{ann}} \quad f_{\text{inj}}^{\text{ann}} = \sum_f \langle \sigma v \rangle_f \frac{dN_{\bar{p}}^f}{dE}$$

$$q = \left(\frac{\rho}{M_{\text{DM}}} \right) f_{\text{inj}}^{\text{dec}} \quad f_{\text{inj}}^{\text{dec}} = \sum_f \Gamma_f \frac{dN_{\bar{p}}^f}{dE}$$

... and decay methods

$e_L^+ e_L^-$, $e_R^+ e_R^-$, $\mu_L^+ \mu_L^-$, $\mu_R^+ \mu_R^-$, $\tau_L^+ \tau_L^-$, $\tau_R^+ \tau_R^-$,

$q\bar{q}$, $c\bar{c}$, $b\bar{b}$, $t\bar{t}$, $\gamma\gamma$, gg ,

$W_L^+ W_L^-$, $W_T^+ W_T^-$, $Z_L Z_L$, $Z_T Z_T$,

hh ,

$\nu_e \bar{\nu}_e$, $\nu_\mu \bar{\nu}_\mu$, $\nu_\tau \bar{\nu}_\tau$,

$VV \rightarrow 4e$, $VV \rightarrow 4\mu$, $VV \rightarrow 4\tau$,

3. ←

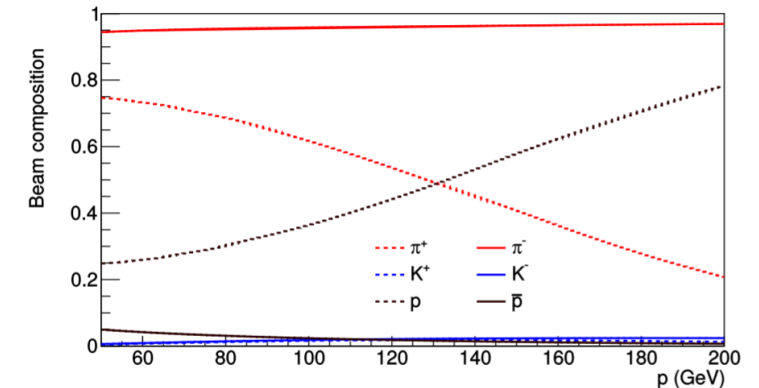
The 2023 p-He data sample

2 months of data taking

Collected beam momenta @60, 80, 100, 160, 190, 250 GeV/c

Minimum bias trigger: beam trigger with veto on non-scattered beam particle

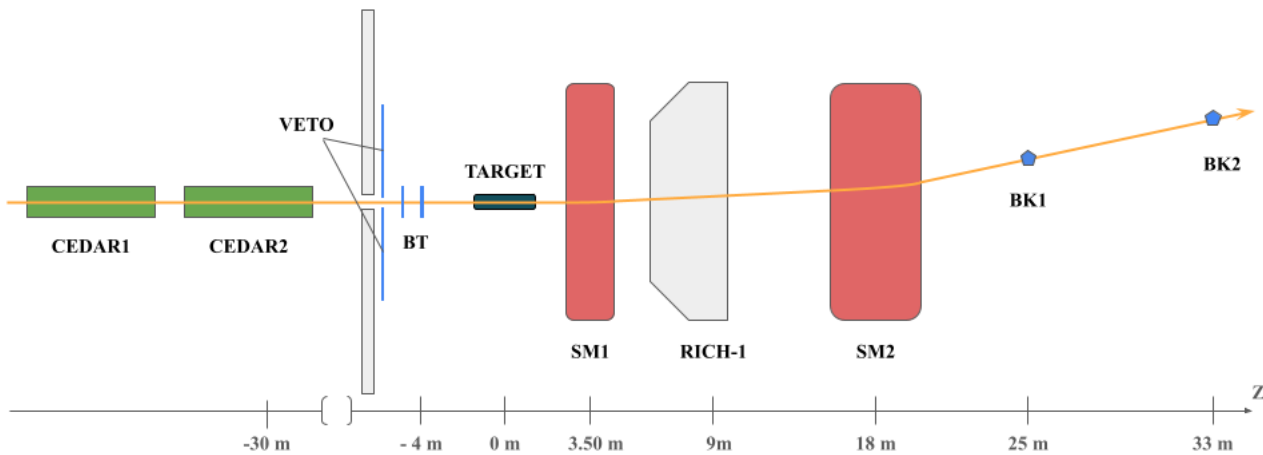
Beam mom. [GeV/c]	Collision energy $\sqrt{s_{NN}}$ [GeV]	Start Date	End Date	Number of spills
60	10.7	24.05	30.05	37000
80	12.3	17.06	25.06	13400
100	13.8	01.06	11.06	13700
160	17.3	14.06	17.06	8500
190	18.9	19.05	24.05	11000
250	21.7	11.06	14.06	7300



Different number of spills per period to compensate different hadrons mixtures in the beam

@190 GeV/c ~75% protons

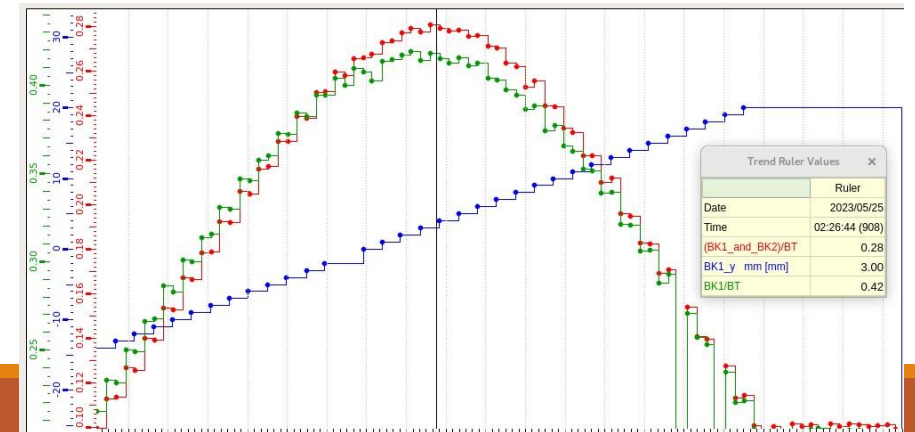
The AMBER experiment @CERN – trigger in 2023




Trigger system:

- Beam trigger (BT) → tags entering beam particles
- Beam killers (BKs) → tags non-interacting beam particles
- VETO → remove unwanted beam tracks (halo + divergent)

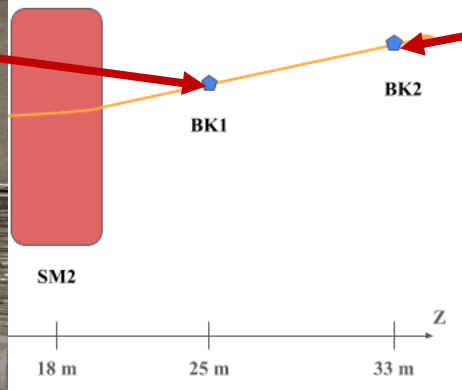
Position of beam killer optimized with simulation and intensity scan → changes with different magnets configuration



The AMBER experiment @CERN – trigger in 2023




CEDARI

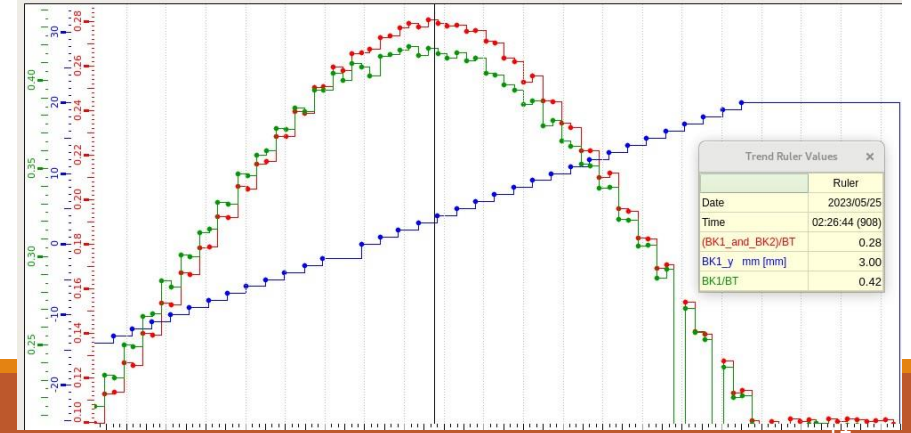


Trigger system:

- Beam position monitor (BPM) part
- Beam loss monitor (BLM) beam
- VETO detector
- divergence



Position and intensity magnet



RICH-1: final state hadrons PID

The PID method relies on an extended maximum likelihood approach, based on the parametrization of the expected Cherenkov angle and the position of collected photons

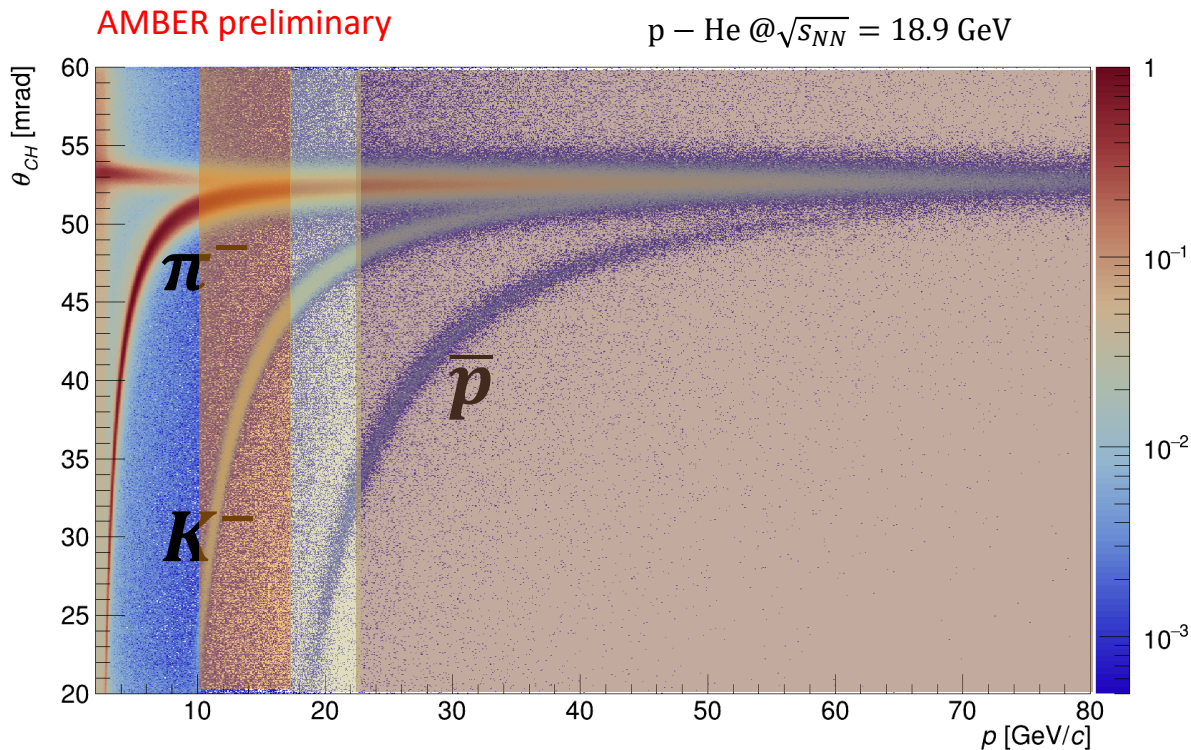
$$\mathcal{L}_M = \exp[-(S_M + B)] \prod_{j=1}^N f_M(\theta_j, \varphi_j)$$

$$f_M(\theta, \varphi) = s_M(\theta, \varphi) + b(\theta, \varphi)$$

$$s_M(\theta_j, \varphi_j) = \frac{S_0}{\sigma_{\theta_j} \sqrt{2\pi}} \exp\left[-\frac{1}{2} \frac{(\theta_j - \Theta_M)^2}{\sigma_{\theta_j}^2}\right] \varepsilon_D(\theta_j, \varphi_j)$$

$$S_m = \int s_m(\theta, \varphi) d\theta d\varphi$$

$$B = \int b(\theta, \varphi) d\theta d\varphi$$



3 momentum intervals:

