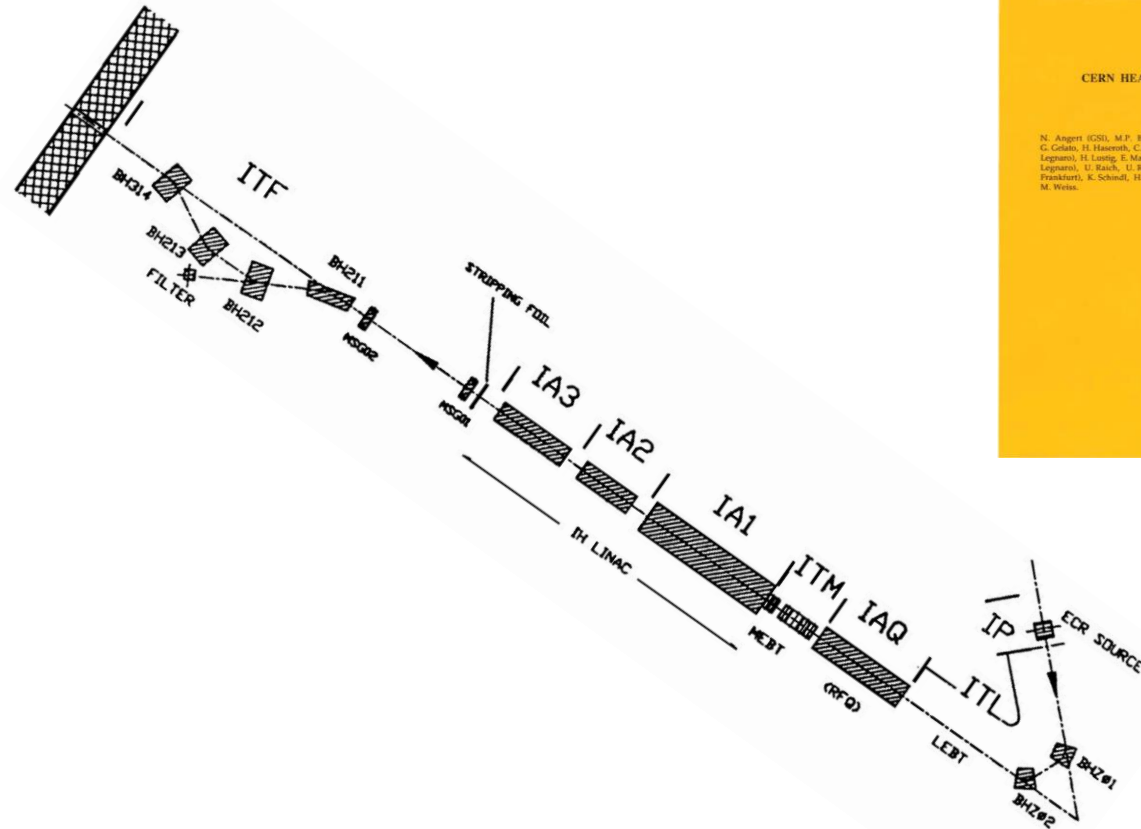
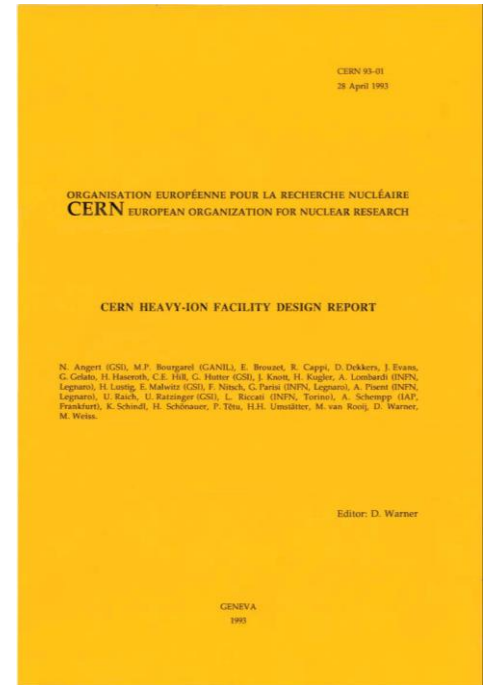


Linac 3 is the linear accelerator at the start of the CERN heavy ion chain

Watch the video

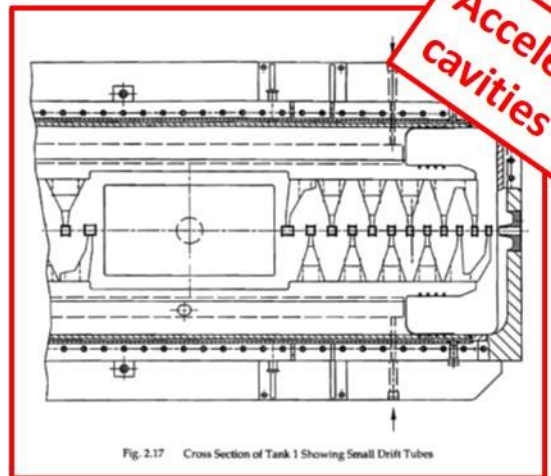
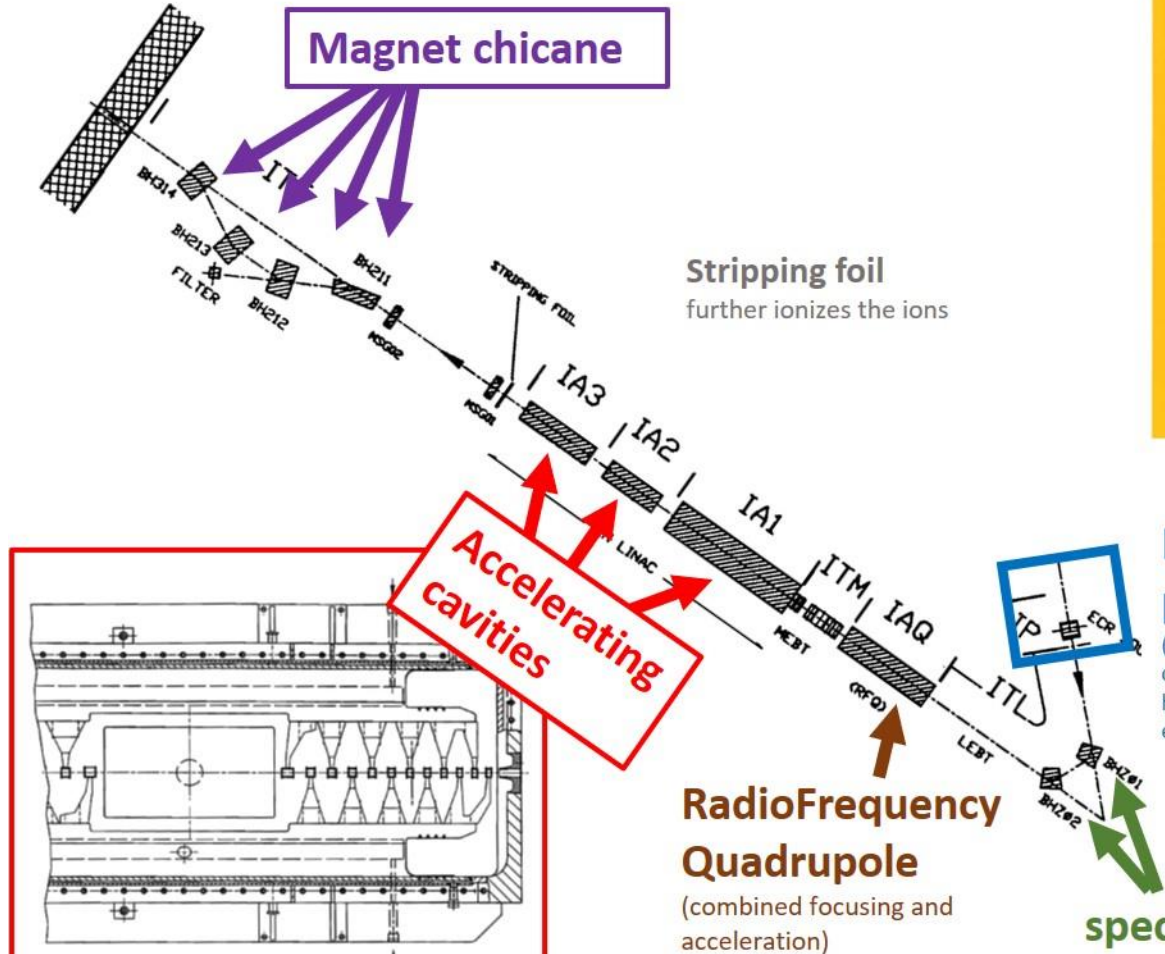
For more details see the Linac3 Design Report in CERN CDS <https://cds.cern.ch/record/249000>



'Linac 3' is the linear accelerator at the start of the CERN heavy ion chain

For more details see the Linac3 Design Report in CERN CDS <https://cds.cern.ch/record/249000>

Watch the video




Ion source: oven + plasma chamber +...
(For lead runs, oven heats lead sample to create gas of Pb atoms, source then generates high charge state ions via collisions with hot electrons in a plasma chamber)


Source cage



Electron Cyclotron Resonance Ion Source




Source cage and spectrometer with rest of Linac 3 in background







Quadrupole triplet assembly




RF quadrupole




Stripper foil, **RF cavities**, **Radiation shielding**




Dipole




Dipole



Beam exits to transfer lines for accelerators next in the chain




Beams from Linac3 are injected into the Low Energy Ion Ring (LEIR)



Low Energy Ion Ring (LEIR)




LEIR dipole




RF cavity




Quadrupole






Electron cooling insertion


Beam pipe



Interior structure of old Linac1 RF-quadrupole




Interior structure of old Linac1 RF-quadrupole




LHC and microcosm images


LHC beam pipe and beam screen cutaway



LHC dipole cutaway



LHC beam pipe in the IR4 insertion



LHC dipole and externally mounted Beam Loss Monitor

LHC IR4

