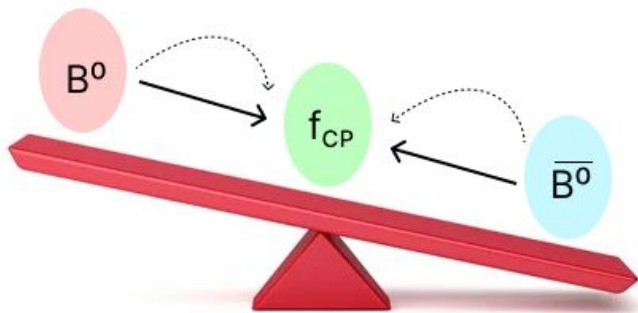


Time-dependent CP violation measurements in radiative penguin decays of B mesons at Belle and Belle II

Rishabh Mehta,
On behalf of Belle II Collaboration



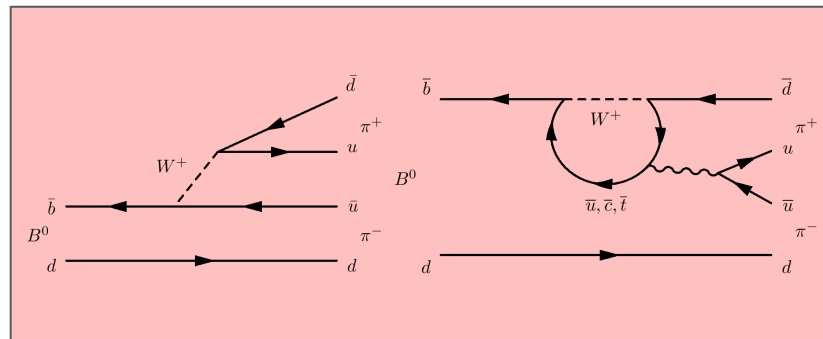
CP violation in B^0 decays



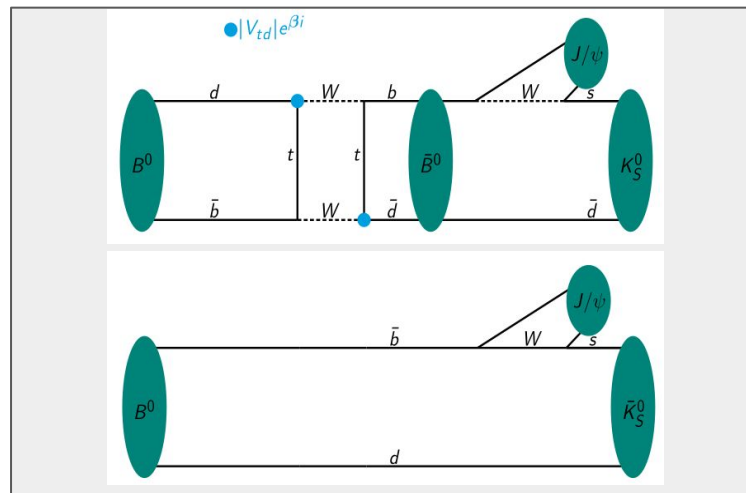
Interference between two paths (amplitudes).

$$\begin{pmatrix} V_{ud} & V_{us} & V_{ub} \\ V_{cd} & V_{cs} & V_{cb} \\ V_{td} & V_{ts} & V_{tb} \end{pmatrix}$$

The CKM quark mixing matrix



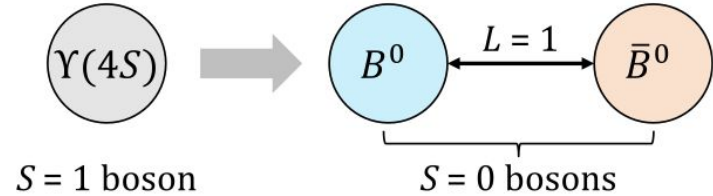
Direct CP Violation (C)



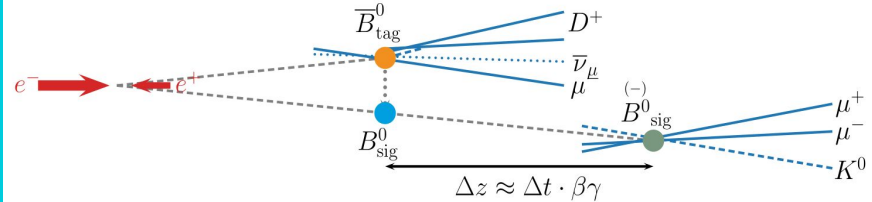
Mixing Induced CP Violation (S)

TDCPV analyses in B factories

Pair produced neutral BBbar mesons are in coherence until one of them decays.



Boosted B mesons in the lab frame: easier tag and signal side vertex resolution.



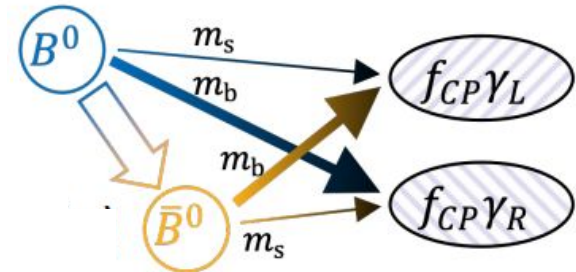
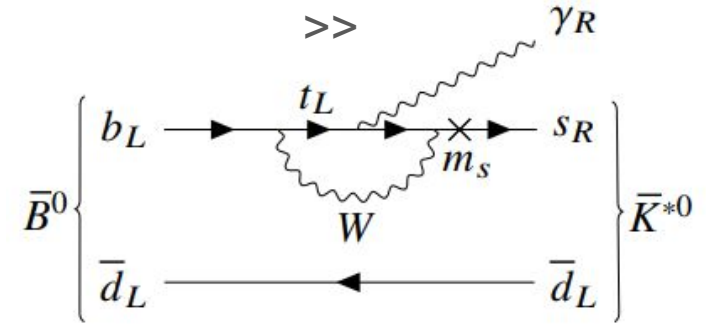
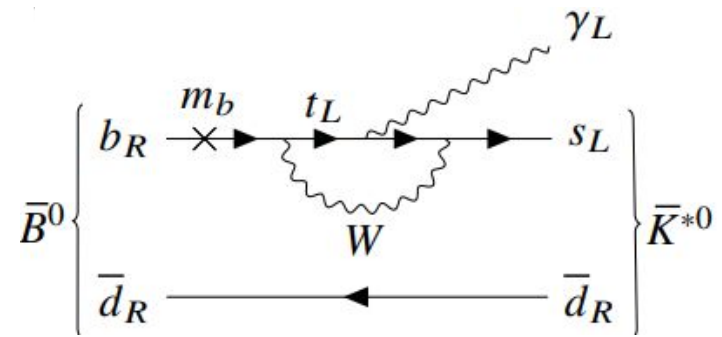
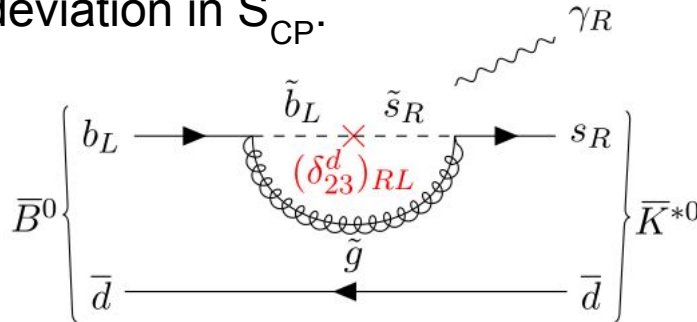
Decay time distribution encodes CP violation parameters.

$$\mathcal{A}_{\text{CP}}(\Delta t) = \frac{N(B^0 \rightarrow f_{\text{CP}}) - N(\bar{B}^0 \rightarrow f_{\text{CP}})}{N(B^0 \rightarrow f_{\text{CP}}) + N(\bar{B}^0 \rightarrow f_{\text{CP}})}(\Delta t) = (S_{\text{CP}} \sin(\Delta m_d \Delta t) - C_{\text{CP}} \cos(\Delta m_d \Delta t))$$

Radiative Penguin Decays

- Proceeds via one-loop diagrams at the lowest order.
- Final state not a proper CP eigenstate due to photon polarisation.
- S_{CP} helicity suppressed as $b_L \rightarrow s_R \gamma_R$ is m_s/m_b suppressed compared to $b_R \rightarrow s_L \gamma_L$
- NP processes could contribute to a significant deviation in S_{CP} .

NP Eg: MSSM



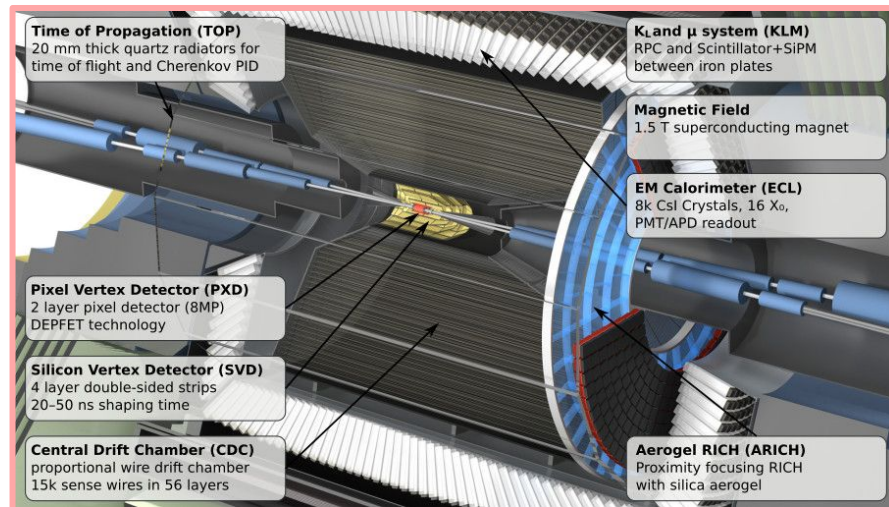
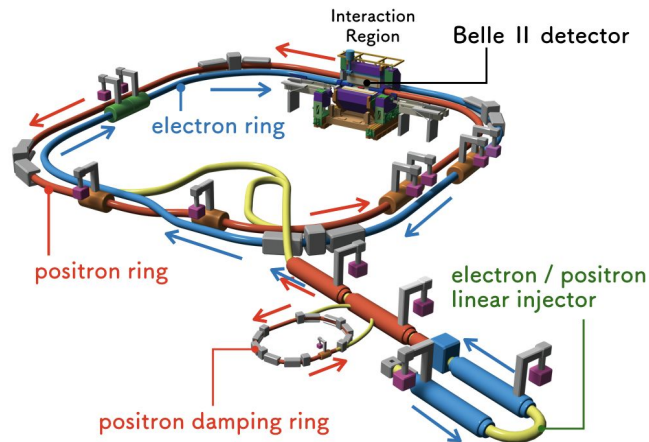
SuperKEKB and Belle II

SuperKEKB: an asymmetric e^+e^- collider with electron (positron) beam energies at 7 (4) GeVs.

- World record for the highest instantaneous luminosity!
- Total $Y(4s)$ Run 1 data: 365 fb^{-1}

Belle II: detector built around the interaction point of the two beams.

- $\sim 2x$ impact parameter resolution as compared to Belle.
- Better reconstruction efficiency of neutrals eg K_s , π^0 etc.



$K_s \pi^0 \gamma$: Introduction

- $b \rightarrow s \gamma$ decay, proceeds via one loop FCNC process at the leading order.
- S_{CP} suppressed by (m_s/m_b) .
- Largest branching fraction ($K^* \gamma$) amongst radiative penguin modes and hence highest potential for NP search.
- Theoretical uncertainty of a few % due to charm loop effect.
 - ◆ $S^{SM} = - (2.3 \pm 1.6)\%^{[1]}$

$K_s\pi^0\gamma$: Event Selection

K_s selection:

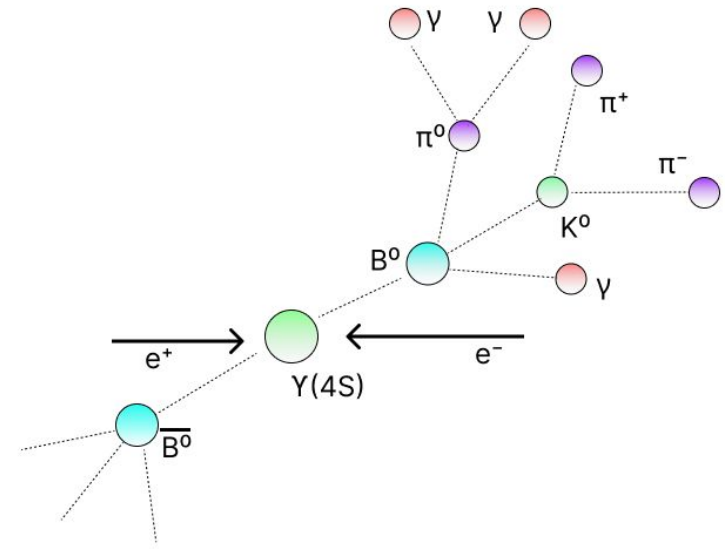
- Use two charged tracks with pion mass hypothesis to reconstruct a K_s .
- Use BDT classifiers for removal of fake candidates.

π^0 selection:

- Use two photon clusters from ECL to form the π^0 candidate.
- Use BDT classifier for removal of fake candidates.

Prompt γ selection:

- Use the highest energy photon cluster from ECL.
- Use BDT based classifier for removal of photons from π^0/η .

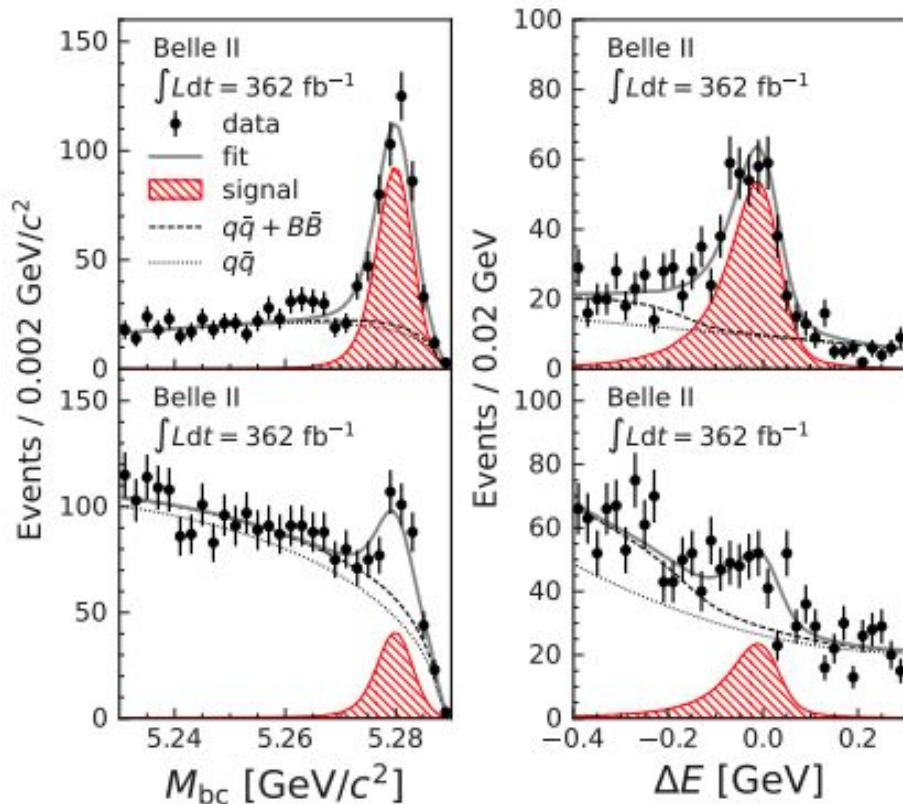
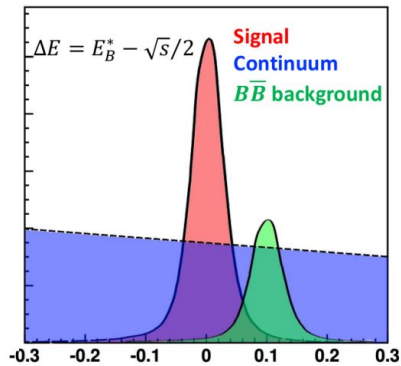
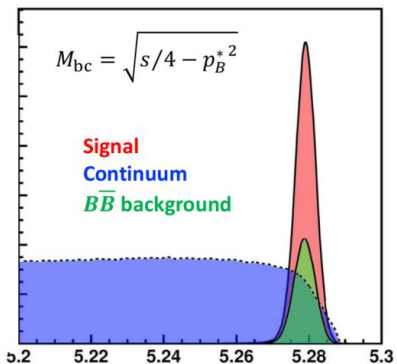


Event selection:

- BDT classifier to suppress continuum background.
- Divide events into two regions:
 - MR1 ($K^*\gamma$) $M_{K_s\pi^0} \in [0.8, 1] \text{ GeV}/c^2$
 - MR2 ($K_s\pi^0\gamma$) $M_{K_s\pi^0} \in [0.6, 0.8], [1, 1.8] \text{ GeV}/c^2$

$K_s\pi^0\gamma$: Signal Extraction

- 2-D fit to $M_{bc} - \Delta E$
- 3 components:
 - signal,
 - qqbar background,
 - BBbar background

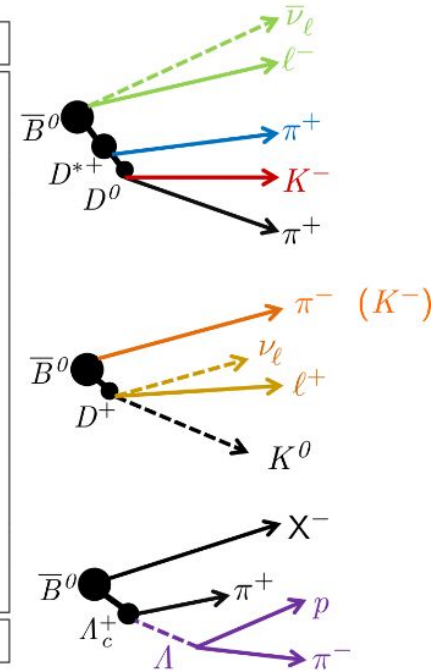


Sample	Signal yield	$B\bar{B}$ bkg yield	S/N
$B^0 \rightarrow K_s^0\pi^0\gamma$ in MR1	385 ± 24	20 ± 8	2.36
$B^0 \rightarrow K_s^0\pi^0\gamma$ in non-MR1	171 ± 23	69 ± 19	0.34

Detour: Flavor Tagging at Belle II

- Determine the flavor of tag side B (the other B) at the time of decay.
- Accomplished using multivariate methods:
 - ◆ Different categories for different signatures of flavor-specific decays.
 - ◆ Returns the tag flavor q and the dilution factor r .
- Most efficient B flavor-tagger: 33% tagging efficiency (to be superseded by a newly developed GNN based flavor tagger^[2])

Categories	Targets
Electron	e^-
Intermediate Electron	e^+
Muon	μ^-
Intermediate Muon	μ^+
KinLepton	e^-
Intermediate KinLepton	ℓ^+
Kaon	K^-
KaonPion	K^-, π^+
SlowPion	π^+
FastHadron	π^-, K^-
MaximumP	ℓ^-, π^-
FSC	ℓ^-, π^+
Lambda	Λ
Total= 13	



[2]. Adachi et al. (Belle II Collaboration), Phys. Rev. D 110, 012001

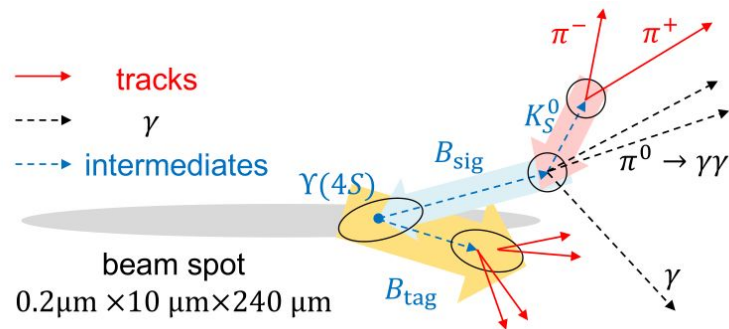
Detour: Vertexing at Belle II

Signal B:

- Uses TreeFitter^[3] algorithm to simultaneously fit an entire decay chain.
- Vertexed by using only track information from K_S pions.
- Nano-beam scheme helps in precise determination of beam spot used to further constrain the vertex.
- Events with poor vertex quality reserved for time-integrated fit.

Tag B:

- Uses KFit^[4] algorithm to fit the vertex using tracks in the rest of the event.



[3]. Krohn, J.-F. et al. Nucl.Instrum.Meth.A 976 (2020) 164269

[4] J. Tanaka, Belle Note 194.

$K_s \pi^0 \gamma$: CPV parameter extraction

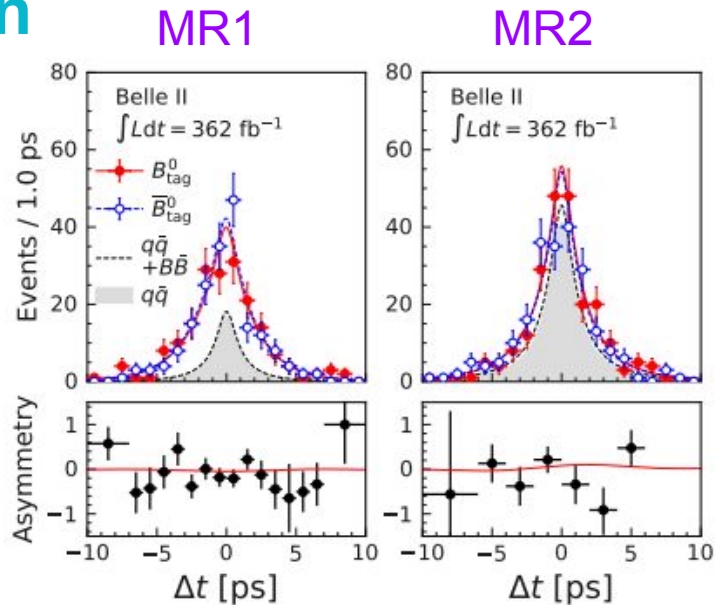
- Fit Δt distribution in seven bins of r values.

Param	Belle II	HFalv
S	$0.00^{+0.27}_{-0.26} \pm 0.03$	-0.16 ± 0.22
C	$-0.06 \pm 0.25 \pm 0.09$	-0.04 ± 0.14

CPV in $K^* \gamma$

Param	Belle II	HFalv (*incl $K^* \gamma$)
S	$0.04^{+0.45}_{-0.44} \pm 0.10$	-0.15 ± 0.20
C	$0.10 \pm 0.13 \pm 0.03$	-0.07 ± 0.12

CPV in $K_s \pi^0 \gamma$



$$\mathcal{P}(\Delta t, q) = \frac{e^{-|\Delta t|/\tau_{B^0}}}{4\tau_{B^0}} \{1 + q \cdot [S \cdot \sin(\Delta m \Delta t) - C \cdot \cos(\Delta m \Delta t)]\}$$

Most precise S_{CP} result till date!

More potential modes at Belle II

$K_S \eta \gamma$	BaBar N(BB)=465M	$-0.18^{+0.49} -0.46 \pm 0.12$	$-0.32^{+0.40} -0.39 \pm 0.07$
	Belle N(BB)=772M	$-1.32 \pm 0.77 \pm 0.36$	$0.48 \pm 0.41 \pm 0.07$
	Average	-0.49 ± 0.42	0.06 ± 0.29
$K_S \rho^0 \gamma$	BaBar N(BB)=471M	$-0.18 \pm 0.32^{+0.06} -0.05$	$-0.39 \pm 0.20^{+0.03} -0.02$
	Belle N(BB)=657M	$0.11 \pm 0.33^{+0.05} -0.09$	$-0.05 \pm 0.18 \pm 0.06$
	Average	-0.06 ± 0.23	-0.22 ± 0.14
$K_S \phi \gamma$	Belle N(BB)=772M	$0.74^{+0.72} -1.05^{+0.10} -0.24$	$-0.35 \pm 0.58^{+0.10} -0.23$

Conclusion and Outlook

- ★ Time-dependent study of radiative penguin modes provide a rich ground for search for New Physics.
- ★ Belle II is the most promising experiment for study of these modes due to a clean environment and good neutrals reconstruction.
- ★ We present the most precise results to date for time-dependent study of $K_s \pi^0 \gamma$ decays of B mesons, by Belle II.
- ★ The results agree with SM within uncertainty.



Thank You

Backup

$K_s \pi^0 \gamma$: Resolution Function Modelling

- Need to model the detector and other effects on decay time difference to get the true Δt distribution.
1. Kinematic approximation: corrects the bias from small B^0 momentum in the CM frame.
 2. Sig B decay vertex resolution: accounts for the smearing of the decay vertex position by the finite detector resolution,
 3. Tag B decay vertex resolution: consists of the detector resolution and the bias from non-primary decay vertices.

Purpose	Name	Component	Configuration	Readout channels	θ coverage
Beam pipe	Beryllium		Cylindrical, inner radius 10 mm, 10 μm Au, 0.6 mm Be, 1 mm paraffin, 0.4 mm Be		
Tracking	PXD	Silicon Pixel (DEPFET)	Sensor size: $15 \times (\text{L1 } 136, \text{ L2 } 170) \text{ mm}^2$, Pixel size: $50 \times (\text{L1a } 50, \text{ L1b } 60, \text{ L2a } 75, \text{ L2b } 85) \mu\text{m}^2$; two layers at radii: 14, 22 mm	10M	[17°;150°]
	SVD	Silicon Strip	Rectangular and trapezoidal, strip pitch: $50(\text{p})/160(\text{n}) - 75(\text{p})/240(\text{n}) \mu\text{m}$, with one floating intermediate strip; four layers at radii: 38, 80, 115, 140 mm	245k	[17°;150°]
	CDC	Drift Chamber with He-C ₂ H ₆ gas	14336 wires in 56 layers, inner radius of 160mm outer radius of 1130 mm	14k	[17°;150°]
Particle ID	TOP	RICH with quartz radiator	16 segments in ϕ at $r \sim 120$ cm, 275 cm long, 2cm thick quartz bars with 4×4 channel MCP PMTs	8k	[31°;128°]
	ARICH	RICH with aerogel radiator	2×2 cm thick focusing radiators with different n , HAPD photodetectors	78k	[14°;30°]
Calorimetry	ECL	CsI(Tl)	Barrel: $r = 125 - 162\text{cm}$, end-cap: $z = -102 - +196\text{cm}$	6624 (Barrel), 1152 (FWD), 960 (BWD)	[12.4°;31.4°], [32.2°;120°], [130.7°;155.1°]
Muon ID	KLM	barrel:RPCs and scintillator strips	2 layers with scintillator strips and 12 layers with 2 RPCs	θ 16k, ϕ 16k	[40°;129°]
	KLM	end-cap: scintillator strips	12 layers of $(7-10) \times 40 \text{ mm}^2$ strips	17k	[25°;40°], [129°;155°]

Mode	Experiment	$S_{CP}(b \rightarrow sy)$	$C_{CP}(b \rightarrow sy)$	Correlation	Reference
$K^*(892)\gamma$	BaBar N(BB)=467M	$-0.03 \pm 0.29 \pm 0.03$	$-0.14 \pm 0.16 \pm 0.03$	0.05 (stat)	PRD 78 (2008) 071102
	Belle N(BB)=535M	$-0.32^{+0.36}_{-0.33} \pm 0.05$	$0.20 \pm 0.24 \pm 0.05$	0.08 (stat)	PRD 74 (2006) 111104
	Average	-0.16 ± 0.22	-0.04 ± 0.14	0.06	HFLAV correlated average $\chi^2 = 1.9/2$ dof (CL=0.40 \Rightarrow 0.9 σ)
$K_S \pi^0 \gamma$ (incl. $K^* \gamma$)	BaBar N(BB)=467M	$-0.17 \pm 0.26 \pm 0.03$	$-0.19 \pm 0.14 \pm 0.03$	0.04 (stat)	PRD 78 (2008) 071102
	Belle N(BB)=535M	$-0.10 \pm 0.31 \pm 0.07$	$0.20 \pm 0.20 \pm 0.06$	0.08 (stat)	PRD 74 (2006) 111104(R)
	Average	-0.15 ± 0.20	-0.07 ± 0.12	0.05	HFLAV correlated average $\chi^2 = 2.4/2$ dof (CL=0.30 \Rightarrow 1.0 σ)
$K_S \eta \gamma$	BaBar N(BB)=465M	$-0.18^{+0.49}_{-0.46} \pm 0.12$	$-0.32^{+0.40}_{-0.39} \pm 0.07$	-0.17 (stat)	PRD 79 (2009) 011102
	Belle N(BB)=772M	$-1.32 \pm 0.77 \pm 0.36$	$0.48 \pm 0.41 \pm 0.07$	-0.15 (stat)	PR D97 (2018) 092003
	Average	-0.49 ± 0.42	0.06 ± 0.29	-0.15	HFLAV correlated average $\chi^2 = 2.9/2$ dof (CL=0.24 \Rightarrow 1.2 σ)
$K_S \rho^0 \gamma$ (*)	BaBar N(BB)=471M	$-0.18 \pm 0.32^{+0.06}_{-0.05}$	$-0.39 \pm 0.20^{+0.03}_{-0.02}$	-0.09 (stat)	PRD 93 (2016) 052013
	Belle N(BB)=657M	$0.11 \pm 0.33^{+0.05}_{-0.09}$	$-0.05 \pm 0.18 \pm 0.06$	0.04 (stat)	PRL 101 (2008) 251601
	Average(*)	-0.06 ± 0.23	-0.22 ± 0.14	-0.02	HFLAV correlated average $\chi^2 = 1.9/2$ dof (CL=0.38 \Rightarrow 0.9 σ)
$K_S \phi \gamma$	Belle N(BB)=772M	$0.74^{+0.72}_{-1.05}^{+0.10}_{-0.24}$	$-0.35 \pm 0.58^{+0.10}_{-0.23}$	-	PRD 84 (2011) 071101

$$\begin{aligned}
P(\Delta t, q; A, S) &= f_{\text{sig}} \int d\Delta\tau P_{\text{sig}}(\Delta t, q; A, S, \tau_B) R_{\text{sig}}(\Delta t - \Delta\tau) \\
&\quad + (1 - f_{\text{sig}}) f_{B\bar{B}} \int d\Delta\tau P_{\text{sig}}(\Delta t, q; 0, 0, \tau_{B\bar{B}}) R_{B\bar{B}}(\Delta t - \Delta\tau) \\
&\quad + (1 - f_{\text{sig}})(1 - f_{B\bar{B}}) \frac{1}{2} P_{q\bar{q}}(\Delta t), \tag{32}
\end{aligned}$$

$$P_{\text{sig}}(\Delta t, q; A, S, \tau) = \frac{1}{4\tau} e^{-\frac{|\Delta t|}{\tau}} [1 - q\Delta w + q(1 - 2w)(A \cos \Delta m_d \Delta t + S \sin \Delta m_d \Delta t)]. \tag{33}$$